



Chapter 2 Hydrostatics

Buoyancy, Floatation and Stability

Hydraulics I

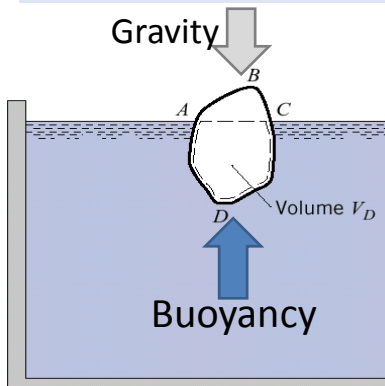
Zerihun Alemayehu

Rm. E119B



Archimedes Principle

Force of buoyancy an upward force exerted by a fluid pressure on fully or partially floating body



- Archimedes Principle

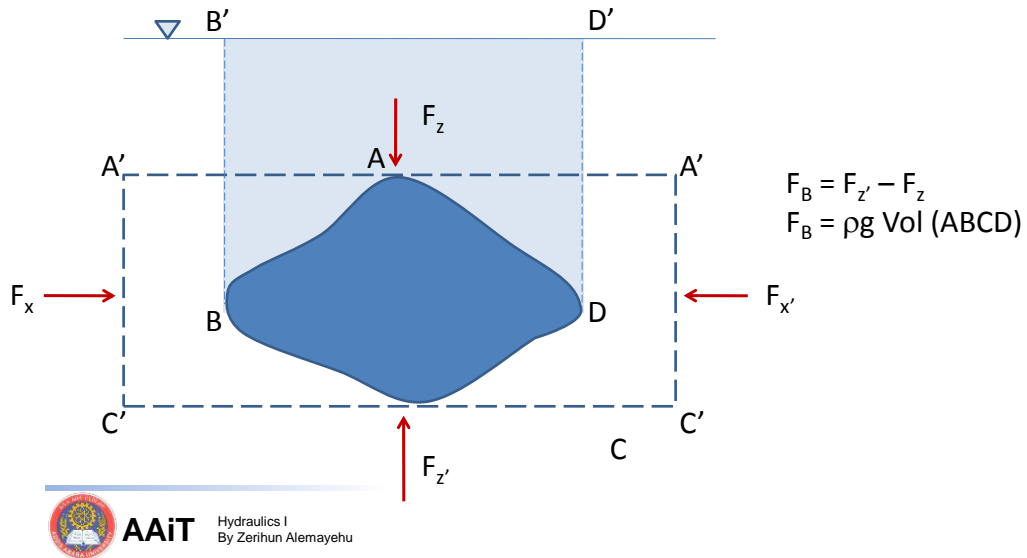
$$F_B = \text{weight displaced fluid}$$

- A floating body displaces its own weight of the fluid in which it floats
- Line of action passes through the centroid of displaced volume



Hydraulics I
By Zerihun Alemayehu

Buoyant Force



Application of Buoyancy

$$F_1 + \gamma_1 V = W$$

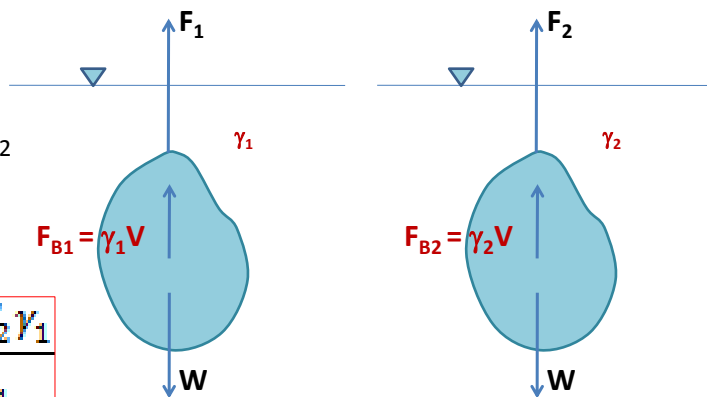
$$F_2 + \gamma_2 V = W$$

$$\rightarrow V(\gamma_1 - \gamma_2) = F_1 - F_2$$

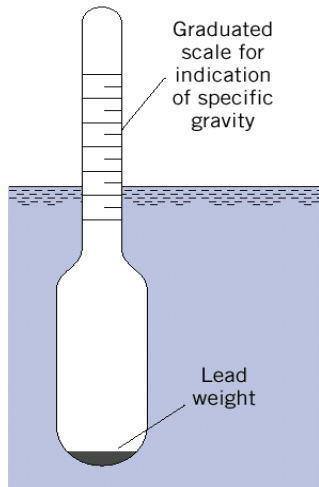
$$V = \frac{F_1 - F_2}{\gamma_2 - \gamma_1}$$

$$W = \frac{F_1 \gamma_2 - F_2 \gamma_1}{\gamma_2 - \gamma_1}$$

$$\gamma = W/V$$



Hydrometer



- Buoyant force

$$F_B = \text{weight of the hydrometer}$$

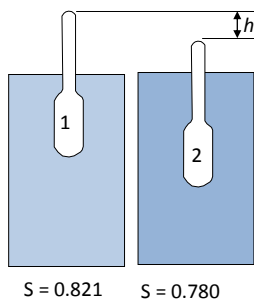
must remain constant

- Hydrometer floats deeper or shallower depending on the specific weight of the fluid



AAiT Hydraulics I
By Zerihun Alemayehu

Example



A hydrometer weighs 0.0216 N and has a stem at the upper end that is cylindrical and 2.8 mm in diameter.

How much deeper will it float in oil of $S=0.78$ than in alcohol of $S=0.821$?

For position 1:

$$W_{\text{hydrometer}} = W_{\text{displaced water}}$$

$$0.0216 = 0.821 * 9810 * V_1$$

$$V_1 = 2.68 \times 10^{-6} \text{ m}^3$$

For position 2:

$$W_{\text{hydrometer}} = W_{\text{displaced water}}$$

$$0.0216 = 0.780 * 9810 * (V_1 + Ah)$$

$$= 0.780 * 9810 * [2.68 \times 10^{-6} + \frac{\pi}{4} (0.0028)^2 h]$$

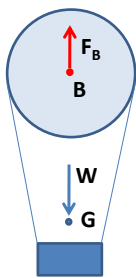
$$h = 0.0232 \text{ m} = 23.2 \text{ mm}$$



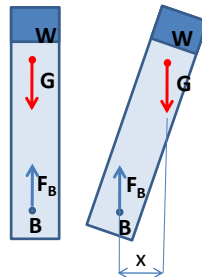
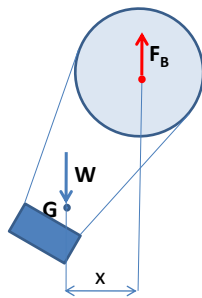
AAiT Hydraulics I
By Zerihun Alemayehu



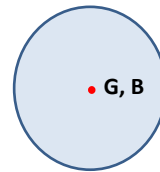
Stability of Submerged Bodies



Stable Equilibrium:
B always above G



Unstable Equilibrium:
B always below G



Neutral Equilibrium:
B and G

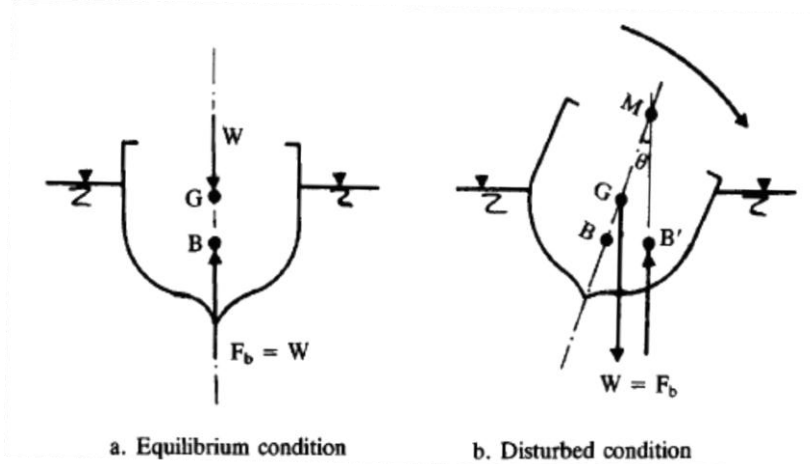
- (i) G and B must lie on the same vertical line in the undisturbed position
(ii) B must always be above G for stable equilibrium



AAiT

Hydraulics I
By Zerihun Alemayehu

Stability of Floating Bodies



M = Metacenter

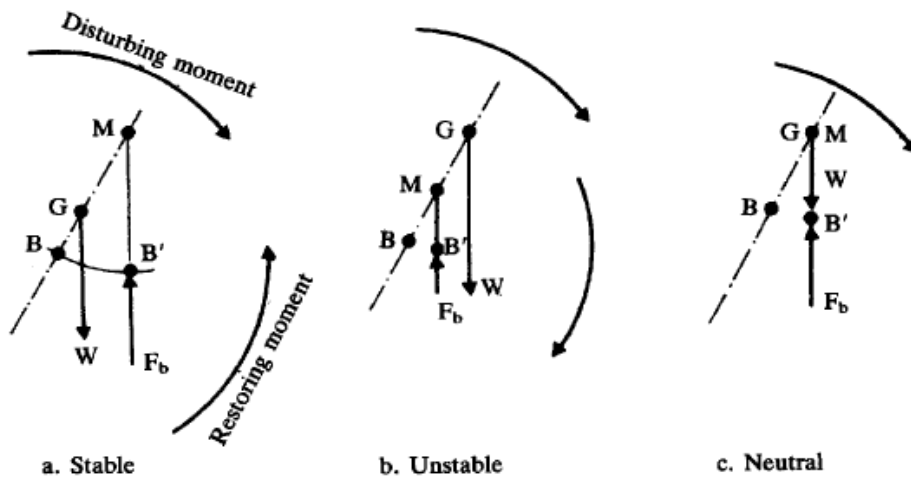
MG = Metacentric height



AAiT

Hydraulics I
By Zerihun Alemayehu

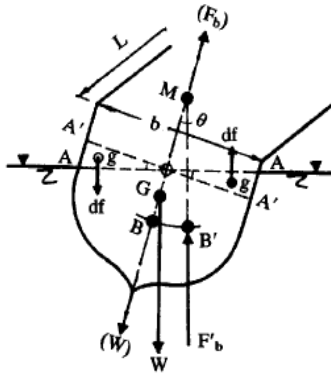
Conditions of Stability



AAiT

Hydraulics I
By Zerihun Alemayehu

Determination of Metacenter



By moments about B, $F_b' \times BB' = df \times \overline{gg}$

$$\therefore BB' = df \times \overline{gg}/F_b' = df \times \overline{gg}/W \\ = df \times \overline{gg}/\rho g V$$

where V is the volume of the displaced fluid.

$$\overline{MB} = \frac{I_{yy}}{V}$$

$$MG = MB - GB$$



AAiT

Hydraulics I
By Zerihun Alemayehu

RELATIVE EQUILIBRIUM OF LIQUIDS



AAiT

Relative Equilibrium

- Constant Velocity → Hydrostatics pressure
- Uniform acceleration/Rotation → Relative equilibrium



No relative motion between the liquid particles and the container

- Uniform Linear Acceleration
- Uniform rotation about a vertical axis



AAiT Hydraulics I
By Zerihun Alemayehu

Uniform Linear Acceleration

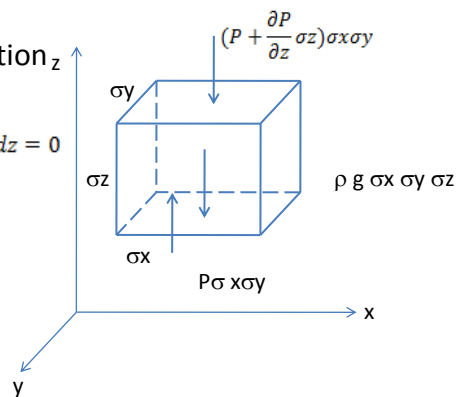
Considering equilibrium in the vertical direction z

$$+p \, dx \, dy - \left(p + \frac{\partial p}{\partial z} dz \right) dx dy + \rho g dx dy dz - a_z \cdot \rho \, dx dy dz = 0$$

Which reduces to
$$\frac{\partial p}{\partial z} = -\rho(a_z + g)$$

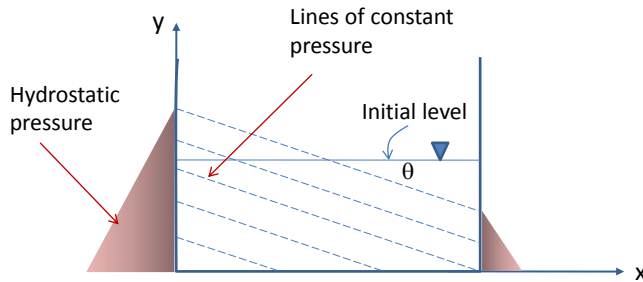
Similarly in the other direction we get

$$\frac{\partial p}{\partial y} = -\rho a_y \quad \text{and} \quad \frac{\partial p}{\partial x} = -\rho a_x$$



AAiT Hydraulics I
By Zerihun Alemayehu

Uniform Linear Acceleration



$$\frac{\partial p}{\partial x} dx + \frac{\partial p}{\partial y} dy = 0 \quad \leftarrow \text{On lines of constant pressure}$$

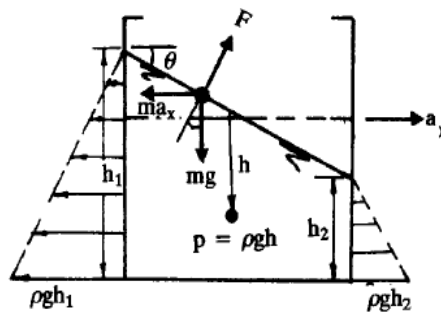
$$\frac{dy}{dx} = -\frac{\partial p / \partial x}{\partial p / \partial y} = -\frac{\rho a_x}{\rho(g + a_y)} = -\frac{a_x}{(g + a_y)} = \tan\theta$$



AAiT Hydraulics I
By Zerihun Alemayehu

Horizontal Acceleration

$$a_x \neq 0 \text{ and } a_y = 0 \rightarrow \frac{dy}{dx} = -\frac{a_x}{g} = \tan\theta$$



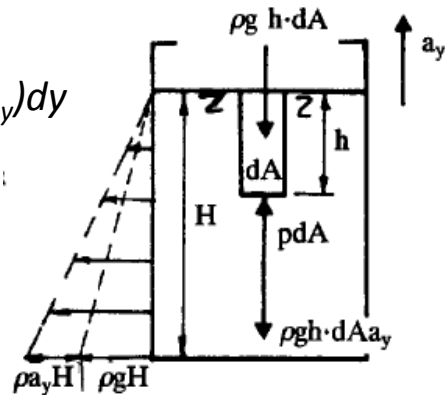
AAiT Hydraulics I
By Zerihun Alemayehu

Vertical Acceleration

$$a_x = 0 \text{ and } a_y \neq 0 \rightarrow \partial p = -\rho(g + a_y)dy$$

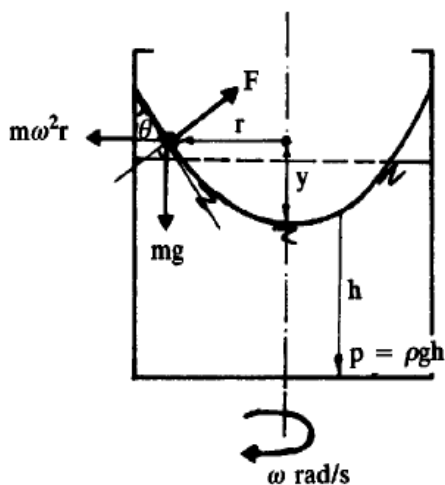
$$p = -\rho(g + a_y)y \quad \text{where } h = -y$$

$$p = \rho(g + a_y)h$$



AAiT Hydraulics I
By Zerihun Alemayehu

Radial acceleration



The gradient of the free surface,

$$\tan \theta = dy/dr = m\omega^2 r/mg = \omega^2 r/g$$

$$\therefore y = \omega^2 r^2 / 2g + \text{Constant, } C$$

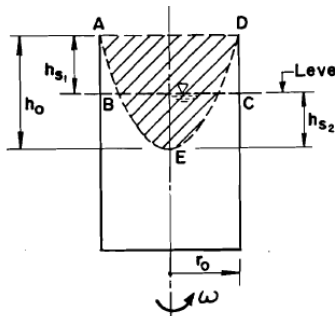
When $r = 0$, $y = 0$ and hence $C = 0$

$$\therefore y = \omega^2 r^2 / 2g$$



AAiT Hydraulics I
By Zerihun Alemayehu

Radial acceleration



The shaded volume AED = paraboloid of revolution
= volume of the empty space ABCD

Paraboloid of revolution = $1/2$ (volume of circumscribing cylinder)

\therefore Volume of empty space ABCD = $1/2 (\pi r_o^2 \cdot h_o)$

$$\text{i.e. } \pi r_o^2 \cdot h_{s1} = \frac{1}{2} \pi r_o^2 \cdot h_o$$

$$\therefore h_{s1} = \frac{1}{2} h_o = h_{s2}$$



AAiT

Hydraulics I
By Zerihun Alemayehu

Example 1

A rectangle block of wood floats in water with 50 mm projecting above the water surface. When placed in glycerine of relative density 1.35, the block projects 75 mm above the surface of glycerine. Determine the relative density of the wood.



AAiT

Hydraulics I
By Zerihun Alemayehu

Solution

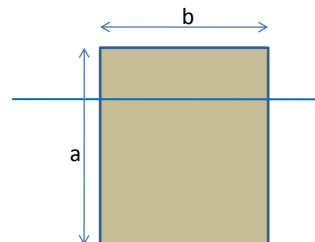
- Weight of wooden block, $W = \text{uptrust in water} = \text{uptrust in glycerine} = \text{weight of the fluid displaced}$
- $W = \rho_G Ah = \rho_w g A(h - 50 \times 10^{-3}) = \rho_G g A (h - 75 \times 10^{-3})$
- The relative density of glycerine = $\frac{\rho_G}{\rho} = \frac{h - 50 \times 10^{-3}}{h - 75 \times 10^{-3}} = 1.35$
- $h = 146.43 \times 10^{-3} \text{ m}$ or 146.43 mm
- Hence the relative density of wood,
- $\rho/\rho_w = (146.43 - 50)/146.43 = 0.658$



AAiT Hydraulics I
By Zerihun Alemayehu

Example 2

Determine the maximum ratio of a to b for the stability of a rectangular block of mass density ρ_b for a small angle of tilt when it floats in a liquid of mass density ρ_1 . The dimension a is greater than b .



AAiT Hydraulics I
By Zerihun Alemayehu

Solution

Consider 1 m length of block

Weight of the block = weight of liquid displaced

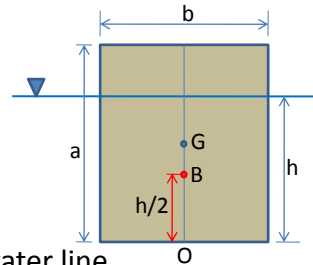
$$\rho_b g \times ab \times 1 = \rho_1 g \times bh \times 1$$

$$\rightarrow h = a \times (\rho_b / \rho_1)$$

$$OB = h/2 = a \times (\rho_b / \rho_1) / 2$$

$$BG = OG - OB$$

$$= a/2 - (\rho_b a) / 2\rho_1 = a(1 - \rho_b / \rho_1) / 2$$



$$BM = \frac{\text{Moment of inertia of surface area at the water line}}{\text{Volume of body immersed in liquid}}$$

$$= (1/12 \times 1 \times b^3) / (b \times h \times 1) = b^2 / 12h$$

$$BM = (\rho_1 b^2) / (12a \rho_b)$$

$$\text{For stability } BM \geq BG \rightarrow \frac{b^2}{12a} \times \frac{\rho_1}{\rho_b} \geq \frac{a}{2} - (1 - \rho_b / \rho_1) \rightarrow \frac{a}{b} \geq \frac{\rho_1}{\sqrt{6\rho_b(\rho_1 - \rho_b)}}$$



AAiT

Hydraulics I
By Zerihun Alemayehu

Example 3

A barge 20 m long x 7 m wide has a draft of 2 m when floating in upright position. Its C.G. is 2.25 m above the bottom, (a) what is its initial metacenteric height? (b) If a 5 tone weight is shifted 4 m across the barge, to what distance does the water line rise on the side? Find the rightening moment for this lift.



AAiT

Hydraulics I
By Zerihun Alemayehu

Solution

$$(a) BM = I/V$$

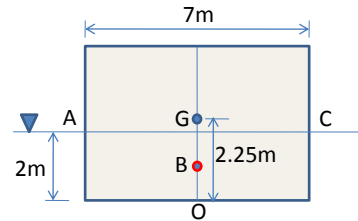
$$= [1/12 \times 20 \times 7^3 / (20 \times 7 \times 2)]$$

$$= 2.045 \text{ m}$$

$$OB = \frac{1}{2} \times 2 = 1$$

$$BG = OG - OB = 2.25 - 1.0 = 1.25 \text{ m}$$

$$MG = BM - BG = 2.045 - 1.25 = \boxed{0.795 \text{ m}}$$



AAiT Hydraulics I
By Zerihun Alemayehu

Solution

$$\text{moment heeling the ship} = 5 \times 9.81 \times 4 = 196.2$$

$$= \text{moment due to the shifting of } G \text{ to } G'$$

$$= W \times GG'$$

$$\text{But } GG' = GM \sin \theta$$

$$\sin \theta = 196.2 / (9.81 \times 20 \times 7 \times 2 \times 0.795)$$

$$= 0.0904 = 5^\circ 12'$$

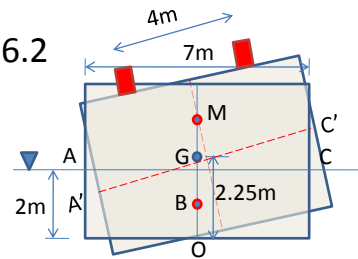
$$\text{Rise of water line on one side} = 3.5 \tan \theta$$

$$= 3.5 \tan 5^\circ 12' = 0.318 \text{ m}$$

$$\text{Righting moment} = W \times MG \tan \theta$$

$$= 9.81 \times 20 \times 7 \times 2 \times 0.795 \times \tan 5^\circ 12'$$

$$= 197.1 \text{ kNm}$$



AAiT Hydraulics I
By Zerihun Alemayehu

Example 4

An oil tanker 3 m wide, 2 m deep and 10 m long contains oil of density 900 kg/m^3 to a depth of 1 m. Determine the maximum horizontal acceleration that can be given to the tanker such that the oil just reaches its top end.

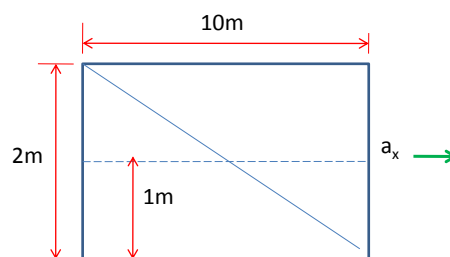
If this tanker is closed and completely filled with the oil and accelerated horizontally at 3 m/s^2 determine that total liquid thrust (i) on the front end, (ii) on the rear end, and (iii) on one of its longitudinal vertical sides.



AAiT

Hydraulics I
By Zerihun Alemayehu

Solution



maximum possible surface slope = $1/5 = a_x/g$
 a_x , the maximum horizontal acceleration = $9.81/5$
 $a_x = 1.962 \text{ m/s}^2$

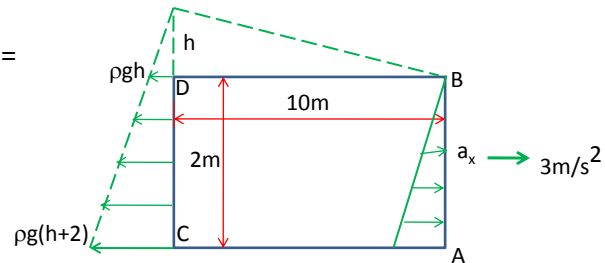


AAiT

Hydraulics I
By Zerihun Alemayehu

Solution

- (i) total thrust on front end AB =
 $\frac{1}{2} \rho g \times 2^2 \times 3 = 58.86 \text{ kN}$
- (ii) total thrust on rear end CD:
 $h = 10 \times \tan \theta = 10 \times a_x/g$
 $= 10 \times 3/9.81 = 3.06 \text{ m}$



$$\therefore \text{Total thrust on CD} = \frac{\rho g (3.06) + \rho g (2 + 3.06)}{2} \times 2 \times 3 = 239 \text{ kN}$$

- (iii) total thrust on side ABCD = volume of the pressure prism

$$\begin{aligned} &= \frac{1}{2} \rho g \times 2^2 \times 10 + \frac{1}{2} \rho g \times 3.06 \times 10 \times 2 \\ &= \frac{1}{2} \rho g (2 + 3.06) \times 2 \times 10 \\ &= 496 \text{ kN.} \end{aligned}$$

Example 5

- A vertical hoist carries a square tank of 2m x 2m containing water to the top of a construction scaffold with a varying speed of 2 m/s per second. If the water depth is 2m, calculate the total hydrostatic thrust on the bottom of the tank.
- If this tank of water is lowered with an acceleration equal to that of gravity, what are the thrusts on the floor and sides of the tank?



Solution

Vertical upward acceleration, $a_y = 2 \text{ m/s}^2$

$$\begin{aligned} \text{Pressure intensity at a depth } h &= \rho g h (1 + a_y/g) \\ &= \rho g h (1 + 2/9.81) \\ &= 1.204 \times \rho g h \text{ kN/m}^2 \end{aligned}$$

\therefore Total hydrostatic thrust on the floor

$$= \text{intensity} \times \text{area} = 1.204 \times 9.81 \times 2 \times 2 \times 2 = 94.5 \text{ kN}$$

Downward acceleration = $- 9.81 \text{ m/s}^2$

$$\begin{aligned} \text{Pressure intensity at a depth } h &= \rho g h (1 - 9.81/9.81) \\ &= 0 \end{aligned}$$

\therefore There exists no hydrostatic thrust on the floor nor on the sides.

Example 6

A 375 mm high open cylinder, 150 mm in diameter, is filled with water and rotated about its vertical axis at an angular speed of 33.5 rad/s. Determine (i) the depth of water in the cylinder when it is brought to rest, and (ii) the volume of water that remains in the cylinder if the speed is doubled.



Solution

Height of the paraboloid (fig. 2.32a), $y = \omega^2 r^2 / 2g$

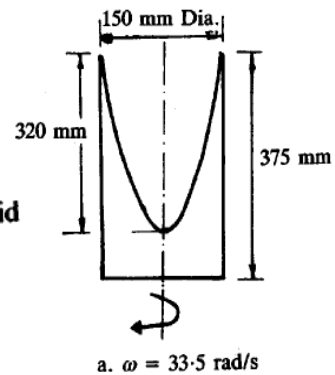
$$= (33.5 \times 0.075)^2 / 19.62$$

$$= 0.32 \text{ m}$$

Amount of water spilled out = volume of the paraboloid

$$= \frac{1}{2} \times \text{volume of circumscribing cylinder}$$

$$= \frac{1}{2} \pi (0.075)^2 \times 0.32 = 2.83 \times 10^{-3} \text{ m}^3$$



Original volume of water = $\pi(0.075)^2 \times 0.375$

$$= 6.63 \times 10^{-3} \text{ m}^3$$

\therefore Remaining volume of water = $(6.63 - 2.83) \times 10^{-3}$

$$= 3.8 \times 10^{-3} \text{ m}^3$$

Hence depth of water at rest

$$= 3.8 \times 10^{-3} / \pi(0.075)^2$$

$$= 0.215 \text{ m}$$

Solution

If the speed is doubled, $\omega = 67 \text{ rad/s}$

\therefore Height of paraboloid = $(67 \times 0.075)^2 / 2g$

$$= 1.287 \text{ m}$$

The free surface assumes the shape shown in the figure

$$1.287 - 0.375 = \omega^2 r^2 / 2g$$

$$\therefore r = \sqrt{2g \times 0.912 / 67^2} = 0.063 \text{ m}$$

\therefore Volume of water spilled out

$$= \frac{1}{2} \pi (0.075)^2 \times 1.287 - \frac{1}{2} \pi (0.063)^2 \times 0.912$$

$$= 5.684 \times 10^{-3} \text{ m}^3$$

Hence volume of water left = $(6.63 - 5.684) \times 10^{-3}$

$$= 0.946 \times 10^{-3} \text{ m}^3.$$

