

THE GREAT ENCYCLOPEDIA OF

NINETEENTH CENTURY

**MAJOR
LEAGUE
BASEBALL**



SECOND EDITION

DAVID NEMEC

THE GREAT ENCYCLOPEDIA OF

NINETEENTH CENTURY
MAJOR LEAGUE
BASEBALL

DAVID NEMEC

THE UNIVERSITY OF ALABAMA PRESS
TUSCALOOSA

THE GREAT ENCYCLOPEDIA OF

NINETEENTH CENTURY
MAJOR LEAGUE
BASEBALL



SECOND EDITION

Copyright © 2006
The University of Alabama Press
Tuscaloosa, Alabama 35487-0380
All rights reserved
Manufactured in the United States of America

Designed by Todd Lape / Lape Designs
Typeface: Syntax (text) and Stymi (display)

∞

The paper on which this book is printed meets the minimum requirements of American National Standard for Information Science—Permanence of Paper for Printed Library Materials, ANSI Z39.48-1984.

Library of Congress Cataloging-in-Publication Data

Nemec, David.

The great encyclopedia of nineteenth century major league baseball / David Nemec.—2nd ed.

p. cm.

Includes bibliographical references and index.

ISBN-13: 978-0-8173-1499-6 (cloth : alk. paper)

ISBN-10: 0-8173-1499-7 (alk. paper)

1. Baseball—United States—History—19th century.
2. Baseball—United States—Encyclopedias. 3. Baseball players—United States—Registers. I. Title: Great encyclopedia of nineteenth century major league baseball. II. Title.

GV863.A1N47 2006

796.357'0973'09034—dc22

2005019246

CONTENTS

vii	Acknowledgments
ix	Introduction

THE ANNUAL RECORD

9	The National Association Era (1871-75)
107	The Hulbert Era (1876-81)
217	The Rebel Leagues Era (1882-91)
607	The League-Association Era (1892-1900)

PLAYER REGISTER

867	First Basemen
874	Second Basemen
882	Third Basemen
891	Shortstops
900	Outfielders
929	Catchers
946	Pitchers as Hitters

949 PITCHER REGISTER

999 MANAGER REGISTER

1009 UMPIRE ROSTER

1013 NINETEENTH CENTURY SINGLE SEASON AND CAREER LEADERS

1025	Photo Credits
1027	Bibliography
1029	Index

ACKNOWLEDGMENTS

Many baseball historians, researchers, editors and publishers furnished me with information and guidance that I am pleased to acknowledge. To all of them I extend my deepest appreciation.

I thank Ken Samelson, former editor of the Macmillan Baseball Encyclopedia, and Pete Palmer, coeditor of The Baseball Encyclopedia, for providing me with much of the nineteenth century statistical data used by their respective publications as well as for patiently responding to my many questions regarding disputed individual and team pitching, batting and fielding totals. I also thank Morris Eckhouse, the former executive director of the Society for American Baseball Research (SABR), and the National Association Box Score Project for the Nineteenth Century Research Committee of SABR for generously allowing me to use the amended 1871-75 National Association statistics the Project generated.

A number of other SABR committee chairpersons and members rendered their assistance during the preparation of this book, most notably Bill Carle, chairperson of the Biographical Committee; Paul Wendt, chairperson of the Nineteenth Century Committee; Lyle Spatz, chairperson of the Records Committee; and Carlos Bauer, former chairperson of the Minor League Committee. To the many members of their respective committees who helped to run to ground the information utilized in their invaluable committee newsletters I extend a special note of gratitude.

Grateful acknowledgment is also made to the following researchers and historians for their expert assistance and guidance. Bob Tiemann, Ray Nemeč and Bob Hoie drew upon their exhaustive research to compile the 1900 data for the American League, and Ray Nemeč also contributed other minor league data that was used in this book. Peter Morris and Richard Malatzky unearthed the majority of the missing player birth and death dates that have been discovered since the original edition of this book was published in 1997. Frank Vaccaro kindly shared with me the nineteenth century seasons from his All Games Baseball, a monumental work in progress, and David Ball did likewise with his pioneering research on nineteenth century trades. Frank Williams painstakingly shared the findings of his groundbreaking work on pitching records to help steer me to plausible solutions for almost all of the multitude of disputed century individual season and career pitching totals, and Joe Wayman, Bill Deane and Walt Wilson also provided me with the fruits of their extensive research in this area. Harry Higham helped me with player movement in the National Association era and also with photo identification. Scot

Mondore of the National Baseball Hall of Fame Library was always ready whenever I needed information about a particular game or player. Reed Howard helped me in tracking the minor league career paths of many players.

I am profoundly indebted to Dick Thompson for furnishing me with a wealth of information on nineteenth century players, especially from the New England area. I am also indebted to the late Tom Shea, who left his own priceless research efforts in Dick's charge.

I would once again like to thank Bob Tiemann for using his matchless expertise to serve as the fact checker for *The Great Encyclopedia of Nineteenth Century Major League Baseball*. Bob, in addition, helped mightily in pinning down ballpark names and accurate home and road statistics.

Mark Rucker of Transcendental Graphics provided most of the pictures in *The Great Encyclopedia of Nineteenth Century Major League Baseball*. Having worked with Mark before, I knew he would produce a bounty of rare and exciting images, and once again he exceeded expectations. Many of the pictures from his collection are new to me and, I would expect, to most readers as well. I also happily thank Joseph Santry, Tom Hill and Philip Von Borries for allowing me to use numerous pictorial treasures from their private collections.

I am particularly grateful to Tom Burke, my former editor at Donald I. Fine, and to the staff at The University of Alabama Press.

On a personal note, I thank Scott Flatow and Al Blumkin for their steadfast interest and enthusiasm. Pamela Strong, the late Tony Salin, Dorothy McMurray, Marilyn Foster Nemeck, and Carol Stack also offered support and encouragement when it was needed.

The Great Encyclopedia of Nineteenth Century Major League Baseball bears no formal dedication because so many people were its source of inspiration. It is to men like Lee Allen, Tom Shea, Ernest Lanigan, Charles Mears and John Tattersall that the greatest debt is owed. This book, then, is a testimony to the many baseball historians whose countless hours of research and unflagging attention to detail opened the way for it.

INTRODUCTION

In the brief twenty-year span between the early 1840s and the Civil War, baseball evolved from a game with many variants that was played almost exclusively by children to an organized sport with standardized rules. By the end of the 1860s baseball had matured to a degree that it was no longer merely a sport but for many men had become a profession. Though amateurism was still the order of the day, it was often a sham. Star players were either paid under the table or given lucrative jobs that demanded little or no work for employers who also had a financial interest in the local ball club.

The first team to abandon all pretense of amateurism was the Cincinnati Red Stockings. Organized by Harry Wright with financial help from Aaron Champion, Cincinnati openly acknowledged in 1869 that all of its team members were paid a regular salary strictly to play baseball. When the Red Stockings went undefeated for the entire 1869 season, they transformed the approach to the game taken by practically every team that played them with aspirations of winning. Less than two years after Cincinnati's juggernaut demonstrated that amateur clubs could no longer hope to compete with professionals, the National Association of Professional Base Ball Players, the first professional sports league in our nation's history, was born.

Many excellent books have told the story of baseball's evolution from a simple game in the 1840s to its swiftly escalated status less than two decades later as our national pastime. The intention here is narrower and at the same time unique. In *The Great Encyclopedia of Nineteenth Century Major League Baseball* our aim is to serve as the first comprehensive reference work devoted exclusively to the 30-year period between 1871 and 1900 that began with the appearance of the first professional league, the National Association, and ended with the last year of the century and, by happy coincidence, the final season that the game had only one recognized major league, the National League. To meet that objective we offer five features that have never before appeared in book form, let alone in one volume:

1. Complete player and manager rosters for every major league team between 1871 and 1900, accompanied by individual batting, fielding and pitching statistics and the name of the park where the team played most of its home games.
2. Complete position workups for every major league team between 1871 and 1900, showing how many games each team member played at a given position.

INTRODUCTION

3. A complete alphabetical register of every player who appeared in a major league game in the nineteenth century with players organized in subregisters according to the primary positions they played and their vital statistics provided, when known, along with their central career batting and pitching statistics.
4. A complete alphabetical register of every major league manager in the nineteenth century.
5. A complete alphabetical register of every regular major league umpire in the nineteenth century, organized by leagues.

To add to the mix of flavors, *The Great Encyclopedia of Nineteenth Century Major League Baseball* is designed as if it had been compiled at the turn of the twentieth century. Consequently the career statistics in player, manager and umpire registers are complete only through the 1900 season. At that juncture Cy Young already had nearly 300 wins and Ed Delahanty had more than 2,000 hits. But while their career totals by 1900 certified that they would surely take their places among the game's greatest players, men such as Nap Lajoie and Honus Wagner still possessed relatively modest totals that offered only a hint of their eventual towering achievements, and Christy Mathewson had yet to earn his first major league win.

Only in the annual reports and the sidebar items does the future intrude. Yet while we might break the fantasy momentarily that the world was poised on the brink of the twentieth century when this book was put together, our goal remains to capture the look and the feel of the way baseball was played in the late 1800s.

In any event, we want you to have a good time and to make some exciting discoveries as you look through *The Great Encyclopedia of Nineteenth Century Major League Baseball*. Even if you already know a fair amount about the first 30 years of major league play, you are still guaranteed to find plenty of new information. Above all else, you now have in one volume nineteenth century team rosters and player registers together with a bounty of charts, lists, photographs and stories that are appearing here for the first time anywhere. We hope that you have as much fun with this book as we had putting it together.

THE GREAT ENCYCLOPEDIA OF

NINETEENTH CENTURY
MAJOR LEAGUE
BASEBALL

THE ANNUAL RECORD

In June 1953 I took a chunk of the money I'd saved from my *Cleveland Plain Dealer* route and bought a copy of Hy Turkin and S.C. Thompson's *The Official Encyclopedia of Baseball*. I knew it for the treasure it was almost the moment I began digging into it, but by the end of that summer I'd also begun to feel a slight sense of dissatisfaction.

It wasn't so much that each player's season and career statistics were confined to his position, his batting average and the number of games he had played, although that certainly left me wishing for more. But what really gnawed at me was that I could get almost no picture from Turkin and Thompson's book of the great teams throughout baseball history and, specifically, who played for them. Oh, I knew the starting nine for the 1927 New York Yankees, and of course I knew my champion 1948 Cleveland Indians down to the most obscure substitute, but I yearned for an encyclopedia that would assemble for me in their entirety the 1884 Providence Grays, the 1906 Chicago Cubs and the 1940 Cincinnati Reds—to say nothing of all the Federal League and National Association teams with great names like the Brooklyn Tip Tops and the Elizabeth Resolutes.

It took me until the winter of 1955 to recognize that if I wanted those team rosters, I was going to have to create them myself. And as long as I was at it, I decided to go the whole nine yards and draw up a complete roster for every major league team from 1871 through 1950, where Turkin and Thompson left off in their encyclopedia's first edition. So I hunkered down in my bedroom with a stack of 3 x 5 cards and got to work. Using the alphabetical register of players in the encyclopedia, I started with the first name, **Abadie, John**, and headed the top card in my pile 1875 Centennial, Abadie's initial major league team.

Right away I realized that I'd undertaken one mammoth project, and there were many days when I was on the brink of quitting, but somehow I kept pushing ahead. My grades in school hit bottom that winter, my social life was zero, but it was worth it. By blowing every spare moment I had, I managed to plow through the whole encyclopedia by March 1956, and finally one evening I arrived at **Zwilling, Edward Harrison** and the end of my long, long road.

I still have those hundreds of 3 x 5 cards. I dug them out from the cigar box where they were stored in the fall of 1969 when Macmillan unveiled the first edition of *The Baseball Encyclopedia* with its yearly rosters of all the regular position players and pitchers for each major league team, and I dug them out again in 1974 when Neft and Cohen went a step further than Macmillan

and produced complete yearly rosters for each team since 1901 in their first edition of *The Sports Encyclopedia: Baseball*. My stack of cards looked meager in comparison to what Macmillan contained and even skimpier up against Neft and Cohen. And yet I had in those cards something that neither of those magnificent encyclopedias could boast and that no other book ever has either. I had complete rosters—or as complete, anyway, as I could make them at that time—for every nineteenth century major league team as well.

In the fifty years since 1956 my nineteenth century team cards have undergone hordes of changes and refinements, thanks not only to my own efforts but also to the research incorporated in the Macmillan encyclopedia and *Total Baseball* and Bill Carle's monthly SABR Biographical Committee newsletters. My team cards are still not a hundred percent complete, though, and perhaps they never will be. Some gaps may simply be inevitable, for a book like this in a sense is eternally a work in progress.

As you may have already guessed, teams and their composition have long been my foremost passion and where I've devoted most of my research hours, and I'm happy to share the contents of the cigar box that I kept for so many years against the day when a book like this at last could happen.

The teams are organized by season and by league. A team nickname or the name of a manager will differ in some instances in *The Great Encyclopedia of Nineteenth Century Major League Baseball* from the team nickname or manager's name listed in other encyclopedias because my research demonstrates that the nickname or manager at issue is something other than what previous works believed it to have been. For a good 90% of the information in this book, though, I'm indebted to Macmillan and *The Encyclopedia of Baseball* 2004 edition—except in situations when they themselves are at loggerheads. Pitchers' season and career won-lost totals especially seem to breed conflict between these two otherwise impeccably reliable sources, so much so that on several occasions in *The Great Encyclopedia of Nineteenth Century Major League Baseball* I've had to go with my own instincts as to what the won-lost totals were in a particular year for Kid Nichols or John Clarkson or Mickey Welch. But, as I've said, absolute accuracy in a book of this sort is constantly sought but ever elusive.

THE SEASONAL RECORD AND REPORT

The Seasonal Record is a chronological listing of the team standings, league leaders and complete team rosters for every major league team from 1871 through 1900. This section also provides each team's manager, the name of its home park and the nickname by which the team was most commonly known. The statistical history of each season is preceded by a report of the pennant race and other significant events, including changes in the playing rules.

All information codes and abbreviations that may be unfamiliar are explained in the two sample formats presented below. Both are from the 1871 season.

THE SEASONAL RECORD OFFICIAL STANDINGS

	G	W	L	Pct	H	R	GB	Attendance
1. Philadelphia Athletics	29	22	7	.759	11-3	8-4	—	50,000
2. Boston Red Stockings	33	22	10	.688	11-4	8-5	1.5	32,500
3. Chicago White Stockings	29	20	9	.690	13-3	6-5	2	69,000
4. New York Mutuals	35	17	18	.486	12-7	4-10	8	40,500
5. Washington Olympics	33	16	15	.516	7-4	5-9	7	20,500
6. Troy Unions	31	15	15	.500	7-9	5-6	7.5	16,500
7. Cleveland Forest Citys	29	10	19	.345	3-8	7-8	12	14,500
8. Fort Wayne Kekiongas	28	7	21	.250	5-4	2-7	14.5	3,000
9. Rockford Forest Citys	27	6	21	.222	2-4	1-17	15.5	6,000

Official Standings Column Headings Information

- G Total games played including ties and forfeits
- W Wins
- L Losses
- PCT Winning percentage
- H Home record
- R Road record
- GB Number of games finished behind the league leader

The second sample format is the complete roster of the Philadelphia Athletics. They finished first in 1871, and all team rosters are presented in the order of the final standings.

PHILADELPHIA

Dick McBride

Athletic Park

	G	AB	H	R	2B	3B	HR	RBI	BB	SO	SB	CS	BA	SA	OBP
LF Ned Cuthbert	27	150	37	47	7	5	3	30	10	2	16	2	.247	.420	.284
1B West Fislser	26	147	41	43	8	2	0	16	3	2	6	3	.279	.361	.293
SS John Radcliff	28	145	44	47	7	5	0	22	6	1	5	1	.303	.421	.331
C Fergy Malone	27	134	46	33	7	1	1	33	9	4	9	3	.343	.433	.385
2B Al Reach	26	133	47	43	7	6	0	34	5	6	2	0	.353	.496	.377
P Dick McBride	25	132	31	36	3	0	0	17	7	1	4	0	.235	.295	.273
3B Levi Meyerle	26	130	64	45	9	3	4	40	2	1	4	0	.492	.700	.500
CF Count	25	127	41	38	5	2	0	23	0	1	5	3	.329	.394	.329
UT George Bechtel	20	94	33	24	9	1	1	21	2	2	4	0	.351	.500	.371
RF George Heubel	16	75	23	18	4	2	0	13	2	0	1	0	.307	.413	.360
Sub Tom Pratt	1	6	2	2	0	0	0	1	0	0	0	0	.333	.333	.333
Sub Tom Berry	1	4	1	0	0	0	0	0	0	0	0	0	.250	.250	.250
Sub Nate Berkenstock	1	4	0	0	0	0	0	0	0	3	0	0	.000	.000	.000
	28	1281	410	376	66	27	9	250	46	23	56	12	.320	.435	.344

THE ANNUAL RECORD

1B—Fisler 26, Pratt 1, Heubel 1
 2B—Reach 26, Fisler 2
 SS—Radcliff 28
 3B—Meyerle 26, Bechtel 3
 OF—Cuthbert 27, Sensenderfer 25, Heubel 16, Bechtel 15, Berkenstock 1, Berry 1
 C—Malone 27, Cuthbert 1
 P—McBride 25, Bechtel 3, Meyerle 1

	Pos	G	TC	PO	A	DP	E	PB	FA
Radcliff	SS	28	194	40	116	5	38	—	.804
Malone	C	27	180	122	32	2	26	16	.856
Cuthbert	LF	27	91	78	3	0	10	1	.890
Fisler	1B	26	248	240	1	9	7	—	.972
Reach	2B	26	179	83	68	10	28	—	.844
Meyerle	3B	26	127	43	39	1	45	—	.646
McBride	P	25	60	20	33	2	7	—	.883
Sensenderfer	CF	25	59	46	2	1	11	—	.814
Heubel	RF	16	33	22	3	0	8	—	.758
Bechtel	RF@	15	28	21	2	1	5	—	.821
		28	1254	747	313	13	194	17	.845

	G	IP	H	GS	CG	W	L	SO	BB	Sh	Sv	ERA	WP	HR
Dick McBride	25	222	285	25	25	18	5	15	40	0	0	4.58	3	3
George Bechtel	3	26	43	3	2	1	2	1	11	0	0	7.96	7	0
Levi Meyerle	1	1	1	0	0	0	0	0	2	0	0	9.00	1	0
—3 forfeit Wins: 2 vs Rockford; 1 vs Fort Wayne (2 of the 3 forfeit wins were originally losses credited to McBride)—														
	249	329	28	27	19	7	16	53	0	0	0	4.96	11	3

Roster Column Headings Information**Batters**

POS Primary Fielding Position
 G Games Played
 AB At Bats
 H Hits
 R Runs
 2B Doubles
 3B Triples
 HR Home Runs
 RBI Runs Batted In (when available)
 BB Bases on Balls
 SO Strikeouts (when available)
 SB Stolen Bases (when available)
 HBP Hit by Pitches
 SH Sacrifice Hits (when available)
 BA Batting Average
 SA Slugging Average
 OBP On-base Percentage

Fielders

1B First Basemen
 2B Second Basemen
 SS Shortstops
 3B Third Basemen
 LF Left Fielders
 CF Center Fielders
 RF Right Fielders
 C Catchers
 P Pitchers
 Sub Substitutes
 UT Utilitymen
 @ Also played other
 outfield positions

Pitchers

G Games Pitched
 IP Innings Pitched
 H Hits Allowed
 GS Games Started
 CG Complete Games
 W Wins
 L Losses
 SO Strikeouts
 BB Bases on Balls
 SH Shutouts
 Sv Saves
 ERA Earned Run Average
 HB Hit Batsmen
 WP Wild Pitches
 HR Home Runs Allowed

Other Information Explanation

Players—Players are listed by surname and most commonly used first name or nickname. As a result of our research, in *The Great Encyclopedia of Nineteenth Century Major League Baseball*, the most commonly used first name or nickname for some players will differ from other reference works.

Roster order—Team batting rosters are arranged in order of at bats; fielding rosters are arranged in order of games played at each position; and pitching rosters are arranged in order of innings pitched. When two or more players have the same number of at bats or innings pitched, they appear in order of base hits or pitching decisions.

Bold facing—indicates league leading total.

*—after a figure in bold indicates that a player led his league in that department while playing for more than one team.

Forfeits—forfeit wins and losses are listed only for games in which no pitchers were credited with decisions and are accompanied by the reason for the forfeit, when known.

THE NATIONAL ASSOCIATION ERA

(1871–75)

Alexander Cartwright and his compatriots who helped him draft the first codified set of baseball rules and stage matches between New York social clubs originally viewed the game as a vehicle for unifying and perpetuating their clubs. By the Civil War, however, this notion of what baseball ought to be was obsolete. The men from Cartwright's Knickerbocker club who carried on the game in his stead after he moved west and eventually to Hawaii got into baseball to enhance their social stature and recognition, but professional players were now receiving almost all the recognition, and the clubs that would not deign to hire professionals could no longer hold their own. The game had become stratified—professional players at the top and far below them those who were holding on to the archaic conviction that baseball should remain a leisure activity for gentlemen.

Pioneer baseball writer and rulesmaker Henry Chadwick decried what he saw happening to the game and campaigned vigorously for several years in his *New York Clipper* columns for a separation between professional and amateur interests. Chadwick's efforts finally bore fruit on a rainy St. Patrick's Day in 1871 when representatives of ten baseball clubs met at Collier's Rooms, a drinking establishment at the corner of Broadway and 13th Street in New York. As recounted in Turkin and Thompson's *The Official Encyclopedia of Baseball*: "There, in a smoky gaslit hallroom adjoining the Cafe (saloon), pro baseball suffered its first real birth pangs, for that meeting established the National Association of Professional Base-Ball Players."

The ten delegates elected James W. Kerns of Philadelphia president of the NAPBBP (soon shortened to NA), named J. S. Evans of Cleveland vice president, Nick Young of Washington Olympics secretary, J. W. Schofield of Troy treasurer, and then set to work drawing up a set of championship rules. Although no fixed schedule was adopted, it was agreed that every club would play each of its fellow clubs a best three-out-of-five series, making for a potential 45 championship games per club, and the team with the most victories at the end of the season would be entitled to parade the championship banner, called the "whip pennant," at its ball-ground the following year.

The association's entry fee was a mere \$10, but the delegate from Brooklyn's Eckford club decided that even this meager sum was too steep to risk and declined to enroll his team in the fledgling organization. The nine remaining clubs were the Athletics* of Philadelphia, the Mutuals of New York, the White Stockings of Chicago, the Haymakers of Troy, the Olympics of Washington, the Forest Citys of Cleveland, the Kekiongas of Fort Wayne, the Red Stockings of Boston and the Forest Citys of Rockford, Illinois. Apart from a hope to make a financial profit, all the clubs had one other thing in common. Local politicians occupied most of the positions of power on their boards of directors. Their economic structures otherwise varied widely, owing to the vast differences in the class composition of each club's backers. The clubs ranged in financial stability from the Chicago club that was owned by a stock company headed by Windy City treasurer David Gage, who had at his disposal some \$250,000 that he'd embezzled from his office, to the clerks and salesmen who ran the Kekionga club on a shoestring and lured players to Fort Wayne by promising them a share of the gate receipts rather than a fixed salary.

From its inception the National Association was an enterprise run largely by its playing personnel. The loop president selected in 1872 was third baseman Bob Ferguson of the Brooklyn Atlantics. During the two seasons Ferguson served in the office, NA business was conducted in irregular meetings arranged by him for the club managers, most of whom, like himself, were players as well.

The first professional league was a financial disaster. Very few teams made any money for their backers, and much of the reason so many clubs sank in a sea of red ink was because the NA was an even bigger artistic failure. Only in its first season did the NA stage anything approaching an exciting pennant race. Every other year the Boston entry was a runaway victor, making for a very uneven desire to win among the other teams and a strong temptation to look elsewhere for motivation. Chadwick's baseball columns in the *Clipper* became increasingly peppered with stern warnings against the growing dangers of "fraudulent play" or "hippodroming," as throwing games was then called. By 1875 Boston's seemingly endless monopoly on the pennant and the infestation of gamblers had all but destroyed the NA and made the professional game ripe for a cabal that would take control of it away from the players.

* Many club nicknames in the early years of baseball were singular—e.g., Athletic, Mutual, Forest City, etc. In this book, to avoid confusion, they are pluralized throughout because the clubs themselves soon began to pluralize them.

1871

FORFEITS AND FIRE

In his history of the National Association, William Ryczek writes, “If America was different in 1871, the game of baseball was also a far cry from that which is played on the Astroturf saucers of the 1990s . . . Even the name was different. The words ‘base’ and ‘ball’ were not merged until the twentieth century. During the nineteenth it was known as ‘Base Ball.’”

To ease the reader’s task, in this book baseball is one word and much of its nineteenth century terminology has similarly been modernized, but there is no way to soften the fact that the game in 1871 truly was a far cry from baseball today. Home plate was a 12-inch square made of marble or stone and set in the ground so that one corner pointed toward the pitcher and the other toward the catcher; these two positions were therefore called “the points.” The bases were located half in fair and half in foul territory, unlike today when the entire base is in fair ground, and it was the umpire’s task to judge whether a hot shot down the line crossed the fair or foul part of the bag.

The pitcher delivered the ball from a flat six-foot square-shaped box situated 45 feet from the plate. His delivery had to be executed with a straight arm swinging perpendicular to the ground, meaning that essentially he threw underhand. Facing him was a batter who stood astride a three-foot line drawn through the center of the plate. The batter was authorized to request either “high” pitches (between his waist and shoulders) or “low” pitches (between his waist and knees). Like today, a batter was given just three strikes, but in 1871 an umpire could not call the first pitch a strike, regardless of its location, unless it was swung at and missed. **Missed**, we need emphasize, for in 1871, as was true throughout the nineteenth century, a foul ball, even with fewer than two strikes, was not counted as a strike.

A batter in the first National Association season was awarded first base after only three called balls as opposed to the four needed today. However, before deeming a pitch a ball an umpire was obliged to warn a pitcher an unspecified number of times for not delivering “fair” pitches or for delaying the game. Hence a batter had to receive many more than three pitches outside his chosen strike zone before he was given his base. And if an errant pitch should happen to smack him in the ribs, it was simply his hard luck. A hit batsman was not given his base until

the mid-1880s. He might not even be awarded a ball if the pitcher had not as yet been warned for failing to deliver fair pitches.

The duel between batter and fielder was also quite different in 1871. Since a hit was deemed fair or foul depending on where it first struck earth, many batters thrived on accumulating fair-foul hits by chopping sharply down on the ball to give it “English” and cause it to hit the front half of the marble plate, which was in fair territory, and then instantly spin off into foul ground. To guard against hitters who had mastered this contrivance, either the first or third baseman—and sometimes both—would hug the line and might even station himself in foul territory.

The visiting team was required to furnish one new game ball, although in the event the clubs played a series of games at the same grounds, the visitors and the home team took turns providing the contest’s centerpiece. The ball was expected to last the entire game, but the home club kept replacement balls on hand in case the original ball was lost or damaged so severely that it could no longer be kept in play. In 1871 the teams tossed a coin to see which would bat first or last, and the winning captain customarily chose the former if only so that his batsmen would get first crack at the new game ball.

Substitutions were rare, generally occurring only when a player was injured or ill. An injured player could request for a substitute to run the bases for him and still remain in the game, however, provided the opposing captain agreed to it. The substitute would start from behind home plate and begin running as soon as the batter for whom he was a surrogate struck the ball.

Barring injury, a pitcher was expected to hurl the full nine innings no matter how brutally he was being hammered. When a pitcher was replaced, it was almost always by a player already in the game with whom he would simply swap positions.

In 1871 catchers did not yet wear masks, chest protectors or shin guards, let alone gloves, and consequently stayed well back of the batter to prevent being struck by foul tips. Actually, no fielders in 1871—not even first basemen—wore gloves. Nor did base runners wear sliding pads.

For the sake of economy and simplicity, a single umpire worked each game. He was stationed behind the catcher and seldom ventured into the playing field. It was even made a rule in 1875 that an umpire could not set foot in fair territory while the ball was in play. In time that rule would be rescinded, and many of the other regulations that seem odd beyond belief today would also vanish, but they were all an integral part of the fabric of the game when the first major league season commenced on May 4, 1871. The unlikely site of the historic inaugural was Fort Wayne, Indiana, where the Cleveland Forest Citys opposed the local Kekiongas, largely because Boston and the Olympics, the two blue ribbon clubs that had been slated to break the ice for the new league, were rained out in their opener in Washington.


The Fort Wayners won 2-0 in an extraordinarily well-played game, especially for so early in the season, and seized first place. They were swiftly deposed, though, by Chicago, which won its first seven games. Still unbeaten, Chicago met the New York Mutuals in Brooklyn on June 5. Mutuals owner William Cammeyer's stiff 50¢ admission fee kept many away, but around 6,000 paid their way into the Union Grounds, and another 4,000 or so watched for free from rooftops or by standing on pushcarts outside the fences. New York won 8-5 and took over first place but then started losing at an alarming rate, perhaps deliberately. Charges of dumping games were constantly leveled at the Mutuals all during the NA's tenure. Upon hearing that Boss Tweed had invested \$7,500 in the club, one wag said, "He probably got it all back again." The inference was that Tweed clandestinely bet against his own team.

Tweed was at the zenith of his power in 1871, but a year later he would be in jail. The Troy team also was under dubious auspices. Its founder was Jim Morrissey, an ex-Congressman who ran a national election-betting cartel in 1876 but canceled all bets when he heard a rumor that the Democrats aimed to sell the Tilden presidency to the Republicans in return for a promise to end Reconstruction in the South. The Philadelphia Athletics had among their directors several

THE HASTINGS CASE

Born in 1848 during the Mexican War, Scott Hastings was named after its most heroic figure, Winfield Scott. In 1870 Hastings played with Al Spalding and Ross Barnes on a strong Rockford team but then went south that winter to earn extra money playing for the Lone Star club in New Orleans. Hastings was still with the Lone Stars on April 16 when they met Chicago in an exhibition game prior to the opening of the first NA season. It was his last game for the New Orleans club. His next appearance came with Rockford on May 6 in its opening loss to Cleveland.

Hastings's presence on the Rockfords was protested by every rival club because of a rule the NA devised to prevent its teams from raiding one another during the season by offering a coveted player more money. Fearing that players would otherwise jump teams or "revolve" at will, the NA stipulated that no player under contract could play with another club for a period of 60 days from his last game with his old club. Since Hastings had been under contract to the Lone Stars and last played with them on April 16, he was not eligible to play for Rockford until June 16. Upon a motion made by F. H. Mason of Cleveland at the league meeting on November 3, 1871, the four games Rockford won before June 16 were erased and given instead to their opponents. One can only speculate today how Philadelphia, which stood to gain two of those disputed games, might have prodded Mason, whose club stood to gain nothing tangible from his motion, to put up his hand and beg the chair for recognition.



Many, particularly in Boston, still aren't convinced that these 1871 Philadelphia Athletics won the first major league pennant. Chopped off at the left edge of the illustration is first baseman West Fislser. Note that every team member has facial hair, including pitcher-manager Dick McBride's muttonchops. Well before the turn of the century, styles would change so much that there would be team pictures in which none of the principals had facial hair.

billiard parlor operators and liquor store owners, all of them staunch Republicans eager to take advantage of the “open Sunday” period in the nation’s second largest city in the early 1870s. The Athletics’ business manager, Hicks Hayhurst, was a city councilman and had close ties to the lucrative business of tax collecting.

But if New York and Troy and Philadelphia had the strongest political and financial clout, Boston, on paper at least, had the best team. Manager-centerfielder Harry Wright had corralled the cream of the unbeaten 1869 Cincinnati Red Stockings, including himself, his brother George, first baseman Charlie Gould and all-purpose star Cal McVey. To complement them he snagged pitcher Al Spalding, second sacker Ross Barnes and outfielder Fred Cone, the heart of the Rockford, Illinois, team in 1870. Injuries to George Wright and other key regulars cost Boston a number of games, but no club was more beset by ill luck in the early going than the Kekiongas. By mid-August the co-op club, whose players entrusted their economic security to a share of the gate receipts in lieu of regular salaries, was forced to fold after Bobby Mathews and Tom Carey defected and more team members soon followed when the club treasury grew so

ONE-GAMER I

The first man to make his major league debut after celebrating his 40th birthday was Nate Berkenstock. In the game between Chicago and Philadelphia on October 30, 1871, that ultimately decided the initial NA pennant, Berkenstock patrolled right field for the Athletics. It was his lone big league appearance. Berkenstock's opportunity came when Count Sensenderfer hurt his knee, forcing the Athletics to move George Bechtel to center from his customary post in right. Berkenstock had played throughout the 1860s but was considered too old to claim a roster spot on a team when the NA formed. The judgment seemed right. After being brought out of mothballs, Berkenstock fanned three times in four plate appearances, but the Athletics won nevertheless, 4-1, to stake claim to the championship flag.

depleted that compensation was no longer even a dream. The Eckford club of Brooklyn, after declining to join the NA, replaced the Kekiongas on August 29 with the agreement that their games would not count in the standings and that all unplayed games by the Kekiongas that were needed to complete a season series with each team were declared forfeit.

Nine such games were at stake, and fortunately the top three contenders, Chicago, Boston and Philadelphia, profited equally. Each received one bonus forfeit win due to the Kekiongas' precipitous departure, but it was the lone issue in the 1871 pennant race upon which the three would agree.

All of the brouhaha might have been averted but for the infamous mishap in Mrs. O'Leary's barn. Whether that kerosene lamp was kicked over by a clumsy cow or by a certain Louis Cohn who got overexcited in the midst of a craps game, the Rockford team, arriving in Chicago on the morning of October 8 for a game that afternoon, was repelled by a gargantuan blaze. The great Chicago fire destroyed not only the Chicago team's ballpark but also decimated the homes of many of its players as well as the banks holding their money. Broke and bereft of equipment and uniforms, the demoralized White Stockings finished the season on the road with three straight losses.

The final defeat came on October 30 at Brooklyn's Union Grounds with Chicago acting as "home team" against the Athletics in a game that was billed as being for the pennant. But even after Philadelphia won 4-1, the race was far from settled. Still unresolved were four early-season games that Rockford had won with an allegedly ineligible player, Scott Hastings, behind the bat. Worse yet, the Championship Committee had never definitely decided whether the pennant belonged to the team with the most total wins or the team that won the most season series. Nor

THE FIRST MAJOR LEAGUE GAME



Bobby Mathews, winner of the first game in major league history. Not only did Mathews also gain the honor of throwing the first shutout, but his 2-0 lidlifter also proved to be the lowest-scoring game of the entire 1871 NA season. Mathews fell only three wins short of becoming the first pitcher to collect 300 victories when he was unable to rebound from an arm injury he sustained in the spring of 1887, his final ML season.

Here is the box score of the National Association's inaugural game together with the story of it that a long-forgotten reporter dispatched to the *New York Herald*. The play-by-play account has been edited for the sake of clarity, but nothing will ever change how crisp a game it was or the remarkably prominent role that both catchers played.

The finest game of base ball ever witnessed in this country was played on the grounds of the Kekiongas of this city this afternoon, the playing throughout being without precedent in the annals of base ball, and the members of both clubs establishing beyond doubt their reputation as among the most perfect ball players in the United States. Not an error was made by Cleveland, and only three by Fort Wayne. The batting was not as heavy as some, though the pitching was superior. Especially was that of Mathews, of Fort Wayne, commented upon. The umpiring was fair, impartial, and entirely satisfactory to both clubs. Owing to the threatening indications of the weather, not over five hundred persons were on the ground. The enthusiasm ran high among the spectators, and we doubt if a game in this country was ever witnessed with closer attention.

The Kekiongas won the toss and sent the Forest Citys to the bat. The following is the game by innings:

FOREST CITY (Cleveland) at KEKIONGAS (Fort Wayne) May 4, 1871

CLEVELAND	AB	R	H	O	A	FORT WAYNE	AB	R	H	O	A
J. White, c	4	0	3	9	0	Sellman, rf	4	0	0	4	0
Kimball, 2b	4	0	0	3	4	Mathews, p	4	0	0	1	0
Pabor, cf	4	0	0	0	0	Foran, 3b	4	0	1	2	0
Allison, rf	4	0	1	2	0	Goldsmith, 2b	4	0	0	3	1
E. White, lf	3	0	0	1	0	Lennon, c	4	1	1	9	1
Pratt, p	3	0	0	1	2	Carey, ss	3	0	0	3	1
Sutton, 3b	3	0	1	0	0	Mincher, lf	3	0	0	2	0
Carleton, 1b	3	0	0	9	0	McDermott, cf	3	0	1	0	1
Bass, ss	3	0	0	2	4	Kelly, 1b	3	1	1	3	0
Totals	31	0	5	24	10	Totals	32	2	4	27	4
Cleveland	000	000	000	—	0	Fort Wayne	010	010	000	—	2

FIRST INNING

Cleveland—J. White doubled. Kimball lined out to Carey, who made an unassisted double play when White strayed off second thinking the ball would go through. Pabor fouled out to Lennon.

Fort Wayne—Sellman fouled out to J. White. Mathews was retired when J. White took his foul fly on one bounce. Foran singled. Goldsmith fouled out to J. White.

SECOND INNING

Cleveland—Allison struck out but reached first when Lennon mishandled the third strike. E. White struck out, but Allison moved to second after escaping a run-down involving Carey and Kelly. Pratt fouled out to Foran. Mincher made a fine running catch of Sutton's drive to retire the side and strand Allison at second.

Fort Wayne—Lennon doubled to left. Allison snagged Carey's fly with one hand after a long run. Mincher flied to Kimball. McDermott singled to score Lennon from second. Kelly fouled out to J. White. One run.

THIRD INNING

Cleveland—Carleton fanned. Bass flied to Mincher. J. White fouled out to Lennon.

Fort Wayne—J. White put out Sellman by grabbing his foul fly on one bounce and then retired Mathews with a fine catch of his foul tip (Note: A batter was out in 1871 if a catcher caught a foul tip on either the fly or the first bounce.) Foran flied out to E. White.

FOURTH INNING

Cleveland—Kimball and Pabor both flied to Sellman. Allison fouled out to Lennon.

Fort Wayne—Goldsmith drew a base on balls. Lennon fouled out to J. White. Carey reached first after forcing Goldsmith at second. Mincher popped to Pratt.

FIFTH INNING

Cleveland—E. White struck out. Pratt walked. Sutton singled, sending Pratt to third, but was caught off first when he rounded the bag too far. Carlton flied to Mincher.

Fort Wayne—McDermott grounded out. Kelly singled, moved to third on two passed balls and then scored when Sellman grounded out. J. White caught Mathews's foul fly on one bounce. One run.

SIXTH INNING

Cleveland—Bass flied to Mincher. J. White reached first on Goldsmith's error and went to second on a passed ball. Kimball flied to Foran. Pabor popped to Mathews.

Fort Wayne—Foran flied to Kimball. Goldsmith's foul tip was caught by J. White. Lennon flied to Bass.

SEVENTH INNING

Cleveland—Allison reached first on Goldsmith's error. Lennon nailed Allison when he tried to steal to second as E. White struck out. Pratt popped to Carey.

Fort Wayne—Carey, Mincher and McDermott all grounded out.

EIGHTH INNING

Cleveland—Sutton fouled out to Lennon. Carlton grounded out. Bass popped to Goldsmith.

Fort Wayne—Kelly flied to Allison. Sellman flied to Kimball. Mathews grounded out.

NINTH INNING

Cleveland—J. White singled to center but was caught at second by McDermott when he tried to stretch it. Kimball flied to Sellman. Pabor reached first when McDermott muffed his fly. Allison fanned.

Fort Wayne—Since the rules in 1871 required that a full game be played even if the team up last was ahead going into the bottom of the ninth, the Kekiongas took their last raps. Foran and Goldsmith both grounded to Pratt. Moments after Lennon tapped out to short, rain, which had threatened all day, began coming down in sheets.

was the committee clear on whether games should count after a team had already clinched a best-of-five series. Thoroughly befuddled, different newspapers printed different standings on any given day, and even the same paper would print standings one week that were at odds with the standings it had run the previous week.

On November 3, in Philadelphia, loop president James W. Kerns called a meeting to sort out the confusion and find a way to name a champion by November 15. Harry Wright could not have felt easy in his mind when he realized that Kerns and the Athletics, in their role as hosts of the meeting, meant to provide refreshments, namely champagne. In the convivial atmosphere it was perhaps inevitable that the committee, after waffling all season, resolved enough of the contested issues in the Athletics' favor to crown them the first major league champions. The most crucial decision was the committee's vote to revoke the Rockford club's four wins prior to June 16 in which Hastings had taken part. Once two of the wins, which had come at the Athletics' expense, were changed to Philadelphia victories, the Athletics had one more win than Boston in games actually played and a better winning percentage even after unplayed forfeits were added to the mix.

**THE SEASONAL RECORD
OFFICIAL STANDINGS**

	G	W	L	Pct	H	R	GB	Attendance
1. Philadelphia Athletics	29	22	7	.759	11-3	8-4	—	50,000
2. Boston Red Stockings	33	22	10	.688	11-4	8-5	1.5	32,500
3. Chicago White Stockings	29	20	9	.690	13-3	6-5	2	69,000
4. New York Mutual	35	17	18	.486	12-7	4-10	8	40,500
5. Washington Olympics	33	16	15	.516	7-4	5-9	7	20,500
6. Troy Unions	31	15	15	.500	7-9	5-6	7.5	16,500
7. Cleveland Forest Citys	29	10	19	.345	3-8	7-8	12	14,500
8. Fort Wayne Kekiongas	28	7	21	.250	5-4	2-7	14.5	3,000
9. Rockford Forest Citys	27	6	21	.222	2-4	1-17	15.5	6,000

Notes: The schedule called for teams to play a best-of-five series against each other with the games counting only until a team won three games in a series. The official standings are based on games won whether on the playing field or by forfeit. Games played at neutral sites are omitted from Home and Road records.

STANDINGS (including only games actually played)

	G	W	L	Pct.	GB
Philadelphia	28	21	7	.750	—
Boston	31	20	10	.667	2
Chicago	28	19	9	.679	2
New York	33	16	17	.485	7.5
Washington	32	15	15	.500	7
Troy	29	13	15	.464	8
Cleveland	29	10	19	.345	11.5
Fort Wayne	19	7	12	.368	9.5
Rockford	25	4	21	.160	15.5

STANDINGS (restoring 4 Rockford wins that were later declared forfeits)

	G	W	L	Pct.	GB
Boston	31	20	10	.667	—
Chicago	28	19	9	.679	—
Philadelphia	28	19	9	.679	—
New York	33	16	17	.485	5.5
Washington	32	14	16	.467	6
Troy	29	13	15	.464	6
Cleveland	29	10	19	.345	9.5
Rockford	25	8	17	.320	9.5
Fort Wayne	19	6	13	.316	8.5

	Phi	Bos	Chi	NY	Was	Tro	Cle	FW	Roc	Tot
Philadelphia	—	1	3	3	3	3	3	3	3	22
Boston	3	—	1	3	3	3	3	3	3	22
Chicago	2	3	—	3	3	1	2	3	3	20
New York	2	2	1	—	3	1	2	3	3	17
Washington	0	1	2	1	—	3	3	3	3	16
Troy	0	2	1	3	2	—	2	3	2	15
Cleveland	0	1	1	3	0	2	—	0	3	10
Fort Wayne	0	0	0	1	1	1	3	—	1	7
Rockford	0	0	0	1	0	1	1	3	—	6
	7	10	9	18	15	15	19	21	21	135

SEASON LEADERS

Batting Average (75 ABs)

1. Meyerle, Philadelphia	.492
2. McVey, Boston	.431
3. G. Wright, Boston	.412
4. Barnes, Boston	.401
5. S. King, Troy	.396

Slugging Average

1. Meyerle, Philadelphia	.700
2. Pike, Troy	.654
3. Bass, Cleveland	.640
4. G. Wright, Boston	.625
5. Barnes, Boston	.580

On-Base Percentage

1. Meyerle, Philadelphia	.500
2. G. Wright, Boston	.453
3. Barnes, Boston	.447
4. McVey, Boston	.435
5. Wood, Chicago	.425

Total Bases

1. Meyerle, Philadelphia	91
Barnes, Boston	91
3. Pike, Troy	85
McVey, Boston	85
5. S. King, Troy	79

Home Runs

1. Pike, Troy	4
Treacey, Chicago	4
Meyerle, Philadelphia	4
4. Bass, Cleveland	3
Cuthbert, Philadelphia	3

RBI

1. Wolters, New York	44
2. McVey, Boston	43
3. Meyerle, Philadelphia	40
4. Pike, Troy	39
5. S. King, Troy	34
Reach, Philadelphia	34

Runs

1. Barnes, Boston	66
2. Birdsall, Boston	51
3. Radcliff, Philadelphia	47
Cuthbert, Philadelphia	47
5. Waterman, Washington	46

Hits

1. McVey, Boston	66
2. Meyerle, Philadelphia	64
3. Barnes, Boston	63
4. Start, New York	58
5. S. King, Troy	57

Bases On Balls

1. Pinkham, Chicago	18
2. H. Wright, Boston	13
Barnes, Boston	13
4. Wood, Chicago	11
5. Three with	10

Stolen Bases (Data Incomplete)

1. McGeary, Troy	20
2. Wood, Chicago	18
3. Cuthbert, Philadelphia	16
4. Leonard, Washington	14
Egglar, New York	14

Strikeouts

1. Wolters, New York	8
2. Ham, Rockford	7
Pike, Troy	7
Mack, Rockford	7
5. Three with	6

OPS

1. Meyerle, Philadelphia	1.200
2. G. Wright, Boston	1.078
3. Pike, Troy	1.054
4. Barnes, Boston	1.027
5. McVey, Boston	.991

PITCHING

Wins

1. Spalding, Boston	19
2. McBride, Philadelphia	18
Zettlein, Chicago	18
4. Wolters, New York	16
5. McMullin, Troy	12
Brainard, Washington	12

Losses

1. Pratt, Cleveland	17
2. Wolters, New York	16
Fisher, Rockford	16
4. McMullin, Troy	15
Brainard, Washington	15

Innings

1. Wolters, New York	283
2. Brainard, Washington	264
3. Spalding, Boston	257.1
4. McMullin, Troy	249
5. Zettlein, Chicago	240.2

Complete Games

1. Wolters, New York	31
2. Brainard, Washington	30
3. McMullin, Troy	28
4. Zettlein, Chicago	25
McBride, Philadelphia	25

Strikeouts

1. Pratt, Cleveland	34
2. Spalding, Boston	23
3. Zettlein, Chicago	22
Wolters, New York	22
5. Mathews, Fort Wayne	17

Winning Percentage (10 decisions)

1. McBride, Philadelphia	.783
2. Zettlein, Chicago	.667
3. Spalding, Boston	.655
4. Wolters, New York	.500
—Others all below .500—	

ERA (100 innings)

1. Zettlein, Chicago	2.73
2. Spalding, Boston	3.36
3. Wolters, New York	3.43
4. Pratt, Cleveland	3.77
5. Fisher, Rockford	4.35

Lowest OOBP

1. Zettlein, Chicago	.283
2. Wolters, New York	.285
3. Spalding, Chicago	.290
4. Fisher, Rockford	.302
5. Pratt, Cleveland	.307

Lowest OBA

1. Wolters, New York	.263
2. Zettlein, Chicago	.267
3. Spalding, Boston	.268
4. Pratt, Cleveland	.277
5. McBride, Philadelphia	.280

FIELDING

Putouts

1B

Gould, Boston 343
E. Mills, Washington 343
Start, New York 334

Assists

Flynn, Troy 8
Mack, Rockford 6
McAtee, Chicago 5
E. Mills, Washington 5

Fielding Average

Fisler, Philadelphia .972
E. Mills, Washington .967
Flynn, Troy .955

2B

Wood, Chicago 105
Reach, Philadelphia 83
Addy, Rockford 67

Wood, Chicago 82
Addy, Rockford 72
Reach, Philadelphia 68

Wood, Chicago .886
Barnes, Boston .873
Craver, Troy .870

3B

Schafer, Boston 49
Bellan, Troy 48
Waterman, Washington 47

Schafer, Boston 79
Waterman, Washington 67
Ferguson, New York 58

Sutton, Cleveland .795
Ferguson, New York .774
Anson, Rockford .763

SS

Force, Washington 46
Barnes, Boston 44
Duffy, Chicago 42

Force, Washington 159
Radcliff, Philadelphia 116
Pearce, New York 115

Force, Washington .844
Radcliff, Philadelphia .804
Pearce, New York .793

RF

Stires, Rockford 33
Glenn, Washington 33
Pike, Troy 31

Five with 3

Simmons, Chicago .900
Kelley, Fort Wayne .875
Glenn, Washington .857

CF

Hall, Washington 92
Egler, New York 88
York, Troy 60

H. Wright, Boston 5
York, Troy 5
Three tied with 3

Hall, Washington .913
Egler, New York .910
A. Allison, Cleveland .885

LF

Hatfield, New York 79
Cuthbert, Philadelphia 78
Tracey, Chicago 71

Treacey, Chicago 7
King, Troy 6
Ham, Rockford 5

Treacey, Chicago .918
Cuthbert, Philadelphia .890
Cone, Boston .854

C

D. White, Cleveland 136
Malone, Philadelphia 122
C. Mills, New York 110

Malone, Philadelphia 32
McGreary, Troy 22
White, Cleveland 20

McGeary, Troy .897
McVey, Boston .873
C. Mills, New York .866

P

Fisher, Rockford 22
Pratt, Cleveland 22
McBride, Philadelphia 20

Fisher, Rockford 54
Spalding, Boston 48
Pratt, Cleveland 44

Fisher, Rockford .927
McBride, Philadelphia .883
Pratt, Cleveland .880

Double Plays

1B

Gould, Boston 21
E. Mills, Washington 16
McAtee, Chicago 14

Gould, Boston 36
Carlton, Cleveland 34
Start, New York 29

T/C Game

Gould, Boston 12.7
E. Mills, Washington 11.3
Start, New York 11.1

2B

Wood, Chicago 11
Craver, Troy 11
Reach, Philadelphia 10
Barnes, Boston 10

Addy, Rockford 42
Kimball, Cleveland 29
Reach, Philadelphia 28

Addy, Rockford 8.2
Wood, Chicago 7.6
Reach, Philadelphia 6.9

THE ANNUAL RECORD**3B**

Schafer, Boston	7	Schafer, Boston	59	Pinkham, Chicago	6.3
Waterman, Washington	6	Waterman, Washington	50	Schafer, Boston	6.0
Bellan, Troy	4	Meyerle, Philadelphia	45	Waterman, Washington	5.9

SS

G. Wright, Boston	8	Duffy, Chicago	44	Force, Washington	7.8
Flowers, Troy	8	Force, Washington	38	Radcliff, Philadelphia	6.9
Pearce, New York	8	Radcliff, Philadelphia	38	Duffy, Chicago	6.8

RF

Flynn, Troy	2	Birdsall, Boston	9	Stires, Rockford	1.8
Glenn, Washington	2	Heubel, Philadelphia	8	Kelley, Fort Wayne	1.71
Many tied with	1	Flynn, Troy	7	Glenn, Washington	1.68
		Stires, Rockford	7		

CF

York, Troy	2	Sensenderfer, Philadelphia	11	Hall, Washington	3.4
Four tied with	1	York, Troy	11	Eggler, New York	3.0
		Foley, Chicago	10	York, Troy	2.6

LF

Ham, Rockford	1	S. King, Troy	15	Hatfield, New York	4.0
Treacey, Chicago	1	Hatfield, New York	14	Cuthbert, Philadelphia	3.8
		Ham, Rockford	13	Treacey, Chicago	3.4

C

D. Allison, Washington	4	D. White, Cleveland	34	Malone, Philadelphia	6.67
Hastings, Rockford	3	Malone, Philadelphia	26	D. White, Cleveland	6.56
D. White, Cleveland	3	Hodes, Chicago	21	Hodes, Chicago	5.1

Passed Ball Leaders: D. White, Cleveland (109), C. Mills, New York (73), Hastings, Rockford (48)

P

Pratt, Cleveland	3	Spalding, Boston	17	Fisher, Rockford	3.4
Fisher, Rockford	3	Zettlein, Chicago	10	Pratt, Cleveland	2.7
Four with	2	Pratt, Cleveland	9	Mathews, Fort Wayne	2.6

* FA and TC/G leaders must play in at least two-thirds of their team's games at a position to qualify as leaders at that position. Catchers and pitchers are excepted. Catchers must play in at least half their team's games at catcher to qualify; pitchers must play in a minimum of 25 games as a pitcher (15 in 1871) to qualify as TC/G leaders or else accept a minimum of 50 chances to qualify as FA leaders. Figures are carried to as many extra digits as are necessary to break ties.

PHILADELPHIA**Dick McBride**

Athletic Park

	G	AB	H	R	2B	3B	HR	RBI	BB	SO	SB	CS	BA	SA	OBP
LF Ned Cuthbert	27	150	37	47	7	5	3	30	10	2	16	2	.247	.420	.284
1B West Fidler	26	147	41	43	8	2	0	16	3	2	6	3	.279	.361	.293
SS John Radcliff	28	145	44	47	7	5	0	22	6	1	5	1	.303	.421	.331
C Fergy Malone	27	134	46	33	7	1	1	33	9	4	9	3	.343	.433	.385
2B Al Reach	26	133	47	43	7	6	0	34	5	6	2	0	.353	.496	.377
P Dick McBride	25	132	31	36	3	0	0	17	7	1	4	0	.235	.295	.273
3B Levi Meyerle	26	130	64	45	9	3	4	40	2	1	4	0	.492	.700	.500
CF Count Sensenderfer	25	127	41	38	5	2	0	23	0	1	5	3	.329	.394	.329
UT George Bechtel	20	94	33	24	9	1	1	21	2	2	4	0	.351	.500	.371
RF George Heubel	16	75	23	18	4	2	0	13	2	0	1	0	.307	.413	.360
Sub Tom Pratt	1	6	2	2	0	0	0	1	0	0	0	0	.333	.333	.333
Sub Tom Berry	1	4	1	0	0	0	0	0	0	0	0	0	.250	.250	.250
Sub Nate Berkenstock	1	4	0	0	0	0	0	0	0	3	0	0	.000	.000	.000
	28	1281	410	376	66	27	9	250	46	23	56	12	.320	.435	.344

1B—Fisler 26, Pratt 1, Heubel 1
 2B—Reach 26, Fisler 2
 SS—Radcliff 28
 3B—Meyerle 26, Bechtel 3
 OF—Cuthbert 27, Sensenderfer 25, Heubel 16, Bechtel 15, Berkenstock 1, Berry 1
 C—Malone 27, Cuthbert 1
 P—McBride 25, Bechtel 3, Meyerle 1

	Pos	G	TC	PO	A	DP	E	PB	FA
Radcliff	SS	28	194	40	116	5	38	—	.804
Malone	C	27	180	122	32	2	26	16	.856
Cuthbert	LF	27	91	78	3	0	10	1	.890
Fisler	1B	26	248	240	1	9	7	—	.972
Reach	2B	26	179	83	68	10	28	—	.844
Meyerle	3B	26	127	43	39	1	45	—	.646
McBride	P	25	60	20	33	2	7	—	.883
Sensenderfer	CF	25	59	46	2	1	11	—	.814
Heubel	RF	16	33	22	3	0	8	—	.758
Bechtel	RF@	15	28	21	2	1	5	—	.821
		28	1254	747	313	13	194	17	.845

	G	IP	H	GS	CG	W	L	SO	BB	Sh	Sv	ERA	WP	HR
Dick McBride	25	222	285	25	25	18	5	15	40	0	0	4.58	3	3
George Bechtel	3	26	43	3	2	1	2	1	11	0	0	7.96	7	0
Levi Meyerle	1	1	1	0	0	0	0	0	2	0	0	9.00	1	0
—3 forfeit Wins: 2 vs Rockford; 1 vs Fort Wayne (2 of the 3 forfeit wins were originally losses credited to McBride)—														
	249	329	28	27	19	7	16	53	0	0	4.95	11	3	

BOSTON**Harry Wright**

South End Grounds I

	G	AB	H	R	2B	3B	HR	RBI	BB	SO	SB	CS	BA	SA	OBP
2B Ross Barnes	31	157	63	66	10	9	0	34	13	1	11	6	.401	.580	.447
C Cal McVey	29	153	66	43	9	5	0	43	1	2	6	0	.431	.556	.435
RF Dave Birdsall	29	152	46	51	3	3	0	24	4	4	6	0	.303	.362	.353
1B Charlie Gould	31	151	43	38	9	2	2	32	3	1	6	2	.285	.411	.299
3B Harry Schafer	31	149	42	38	7	5	0	28	3	1	13	4	.282	.396	.296
CF Harry Wright	31	147	44	42	5	2	0	26	13	2	7	1	.299	.361	.356
P Al Spalding	31	144	39	43	10	1	1	31	8	1	2	0	.271	.375	.309
Sub Frank Burrows	18	86	13	13	2	1	0	11	0	0	1	0	.151	.198	.151
SS George Wright	16	80	33	33	7	5	0	11	6	1	9	1	.412	.625	.453
LF Fred Cone	19	77	20	17	3	1	0	16	8	2	12	1	.260	.325	.329
Sub Sam Jackson	16	76	17	17	5	3	0	11	1	4	0	1	.224	.368	.234
	31	1372	426	401	70	37	3	267	60	19	73	16	.310	.422	.339

1B—Gould 30, G. Wright 1
 2B—Barnes 16, Jackson 14, Barrows 1, Schafer 1
 SS—G. Wright 15, Barnes 15, H. Wright 1, Jackson 1
 3B—Schafer 31, Barnes 1, McVey 1
 OF—H. Wright 30, Birdsall 27, Cone 19, Barrows 17, Spalding 9, McVey 5, Jackson 1, Gould 1
 C—McVey 29, Birdsall 7
 P—Spalding 31, H. Wright 9

THE ANNUAL RECORD

	Pos	G	TC	PO	A	DP	E	PB	FA
Schafer	3B	31	187	49	79	7	59	—	.684
Spalding	P	31	76	11	48	2	17	—	.776
Gould	1B	30	382	343	3	21	36	—	.906
H. Wright	CF	30	55	42	5	1	8	—	.855
McVey	C	29	134	105	12	1	17	21	.873
Birdsall	RF	27	39	27	3	1	9	3	.769
Cone	LF@	18	48	39	2	0	7	—	.854
Barrows	LF@	17	35	28	1	0	6	—	.829
Barnes	2B	16	118	42	61	10	15	—	.873
	SS	15	129	44	64	3	21	—	.837
G. Wright	SS	15	114	32	61	8	21	—	.816
Jackson	2B	14	99	38	43	1	18	—	.818
		31	1468	828	397	24	243	24	.834

	G	IP	H	GS	CG	W	L	SO	BB	Sh	Sv	ERA	WP	HR
Al Spalding	31	257.1	333	31	22	19	10	23	38	1	0	3.36	11	2
Harry Wright	9	18.2	34	0	0	1	0	0	4	0	3	6.27	3	0
—2 forfeit Ws: 1 vs Fort Wayne; 1 vs New York on October 16 when New York failed to appear—														
		276	367	31	22	20	10	23	42	1	3	3.55	14	2

CHICAGO

Jimmy Wood

Union Grounds

	G	AB	H	R	2B	3B	HR	RBI	BB	SO	SB	CS	BA	SA	OBP
2B Jimmy Wood	28	135	51	45	10	6	1	29	11	3	18	2	.378	.563	.425
1B Bub McAttee	26	135	17	34	8	2	0	10	5	2	5	3	.274	.363	.300
C Charlie Hodes	28	130	36	32	4	1	2	25	7	0	3	0	.277	.369	.314
RF Joe Simmons	27	129	28	29	6	1	0	17	1	0	4	1	.217	.279	.231
P George Zettlein	28	128	32	23	3	0	0	18	2	4	4	0	.250	.273	.262
LF Fred Tracey	25	124	42	39	7	5	4	33	2	5	13	5	.339	.573	.349
SS Ed Duffy	26	121	28	30	5	0	0	15	3	2	11	4	.231	.273	.250
CF Mart King	20	101	21	23	1	0	2	16	8	1	5	0	.208	.277	.266
3B Ed Pinkham	24	95	25	27	5	5	1	17	18	3	5	2	.263	.453	.398
Sub Tom Foley	18	84	22	18	3	1	0	13	3	2	1	4	.262	.321	.287
Sub Mike Brannock	3	14	1	2	0	0	0	0	0	0	0	0	.071	.071	.071
	28	1196	323	302	52	21	10	193	60	22	69	21	.270	.374	.305

1B—McAttee 26, Simmons 2

2B—Wood 28

SS—Duffy 26, King 3, Hodes 1

3B—Pinkham 18, Hodes 10, Brannock 3, Duffy 1, Foley 1, King 1

OF—Tracey 25, Simmons 25, Foley 15, King 11, Pinkham 8, Hodes 4, Zettlein 3

C—Hodes 20, King 9, Foley 4

P—Zettlein 28, Pinkham 3

	Pos	G	TC	PO	A	DP	E	PB	FA
Wood	2B	28	212	105	83	11	24	—	.887
Zettlein	P	28	59	8	41	2	10	—	.831
McAttee	1B	26	298	276	5	14	17	—	.943
Duffy	SS	26	176	42	90	5	44	—	.750
Tracey	LF	25	85	71	7	1	7	—	.918

	Pos	G	TC	PO	A	DP	E	PB	FA
Simmons	RF@	25	47	41	1	0	5	—	.894
Hodes	C	20	103	64	18	2	21	32	.796
"	3B	10	60	10	27	1	23	—	.617
Pinkham	3B	18	114	30	56	1	28	—	.754
Foley	CF@	15	30	18	1	0	11	9	.633
King	CF@	11	14	11	0	0	3	13	.785

28 1340 753 358 16 229 54 .829

	G	IP	H	GS	CG	W	L	SO	BB	Sh	Sv	ERA	WP	HR
George Zettlein	28	240.2	298	28	25	18	9	22	25	0	0	2.73	24	6
Ed Pinkham	3	10.1	10	0	0	1	0	0	3	0	1	3.48	5	0
—1 forfeit win vs Fort Wayne—														

251 **308** 28 25 19 9 22 **28** 0 1 **2.76** 29 6

NEW YORK

Bob Ferguson

Union Grounds (Brooklyn)

	G	AB	H	R	2B	3B	HR	RBI	BB	SO	SB	CS	BA	SA	OBP
LF John Hatfield	33	168	43	41	3	2	0	22	4	0	10	3	.256	.298	.273
SS Dickey Pearce	33	163	44	31	5	0	0	20	4	1	0	0	.270	.301	.287
1B Joe Start	33	161	58	35	5	1	1	34	3	0	4	2	.360	.422	.372
3B Bob Ferguson	33	158	38	30	6	1	0	25	3	2	4	4	.241	.291	.255
RF Tom Patterson	31	151	31	31	2	0	0	13	1	0	2	1	.205	.219	.211
CF Dave Egger	33	147	47	37	7	3	0	18	4	3	14	3	.320	.408	.338
C Charlie Mills	32	146	36	27	4	3	0	22	1	0	2	0	.247	.315	.252
P Rynie Wolters	32	138	51	33	6	9	0	44	10	8	1	0	.370	.413	.412
2B Dick Higham	21	94	34	21	3	1	0	9	2	0	3	2	.362	.415	.375
Sub Charlie Smith	14	72	19	15	2	1	0	5	1	1	6	0	.264	.319	.274
Sub Frank Fleet	1	6	2	1	0	0	0	1	0	0	0	0	.333	.333	.333
	33	1404	403	302	43	21	1	213	33	15	46	15	.287	.350	.303

1B—Start 33

2B—Higham 12, Ferguson 11, Hatfield 7, Smith 3, Patterson 2, Mills 1

SS—Pearce 33

3B—Ferguson 20, Smith 12, Hatfield 2, Mills 1, Wolters 1

OF—Egger 33, Patterson 31, Hatfield 24, Higham 8, Mills 4

C—Mills 29, Ferguson 5, Higham 1

P—Wolters 32, Fleet 1, Ferguson 1

	Pos	G	TC	PO	A	DP	E	PB	FA
Start	1B	33	365	334	2	11	29	—	.921
Pearce	SS	33	179	27	115	8	37	—	.793
Egger	CF	33	100	88	3	1	9	—	.910
Wolters	P	32	59	11	40	1	8	—	.864
Patterson	RF@	31	51	40	2	0	9	—	.824
Mills	C	29	149	110	19	1	20	73	.866
Hatfield	LF	24	95	79	2	0	14	—	.853
Ferguson	3B	20	115	31	58	3	26	7	.774
"	2B	11	64	29	22	4	13	—	.797
Higham	2B	12	79	29	30	3	20	1	.747
Smith	3B	12	77	27	26	1	24	—	.688
		33	1470	879	356	14	235	81	.840

THE ANNUAL RECORD

	G	IP	H	GS	CG	W	L	SO	BB	Sh	Sv	ERA	WP	HR
Rynie Wolters	32	283	345	32	31	16	16	22	39	1	0	3.43	15	7
Frank Fleet	1	9	20	1	1	0	1	0	3	0	0	10.00	0	0
Bob Ferguson	1	1	8	0	0	0	0	0	0	0	0	27.00	2	0
—1 forfeit W vs Fort Wayne; 1 forfeit L vs Boston on Oct. 16—														
		293	373	33	32	16	17	22	42	1	0	3.72	17	7

WASHINGTON

Nick Young

Olympic Grounds

	G	AB	H	R	2B	3B	HR	RBI	BB	SO	SB	CS	BA	SA	OBP
SS Davy Force	32	162	45	45	9	4	0	29	4	0	8	0	.278	.383	.295
3B Fred Waterman	31	158	50	46	7	4	0	17	10	0	11	1	.316	.411	.357
1B Ev Mills	32	157	43	38	6	4	1	24	3	1	2	3	.274	.382	.288
2B Andy Leonard	31	148	43	33	8	3	0	30	3	1	14	3	.291	.385	.305
CF George Hall	32	136	40	31	3	3	2	17	8	0	2	1	.294	.404	.333
P Asa Brainard	30	134	30	24	4	0	0	21	7	2	4	0	.224	.254	.262
C Doug Allison	27	133	44	28	10	2	2	27	0	2	1	1	.331	.481	.331
RF John Glenn	26	120	37	25	3	2	0	21	3	1	1	1	.308	.367	.325
LF Harry Berthrong	17	73	17	17	1	1	0	8	4	2	3	1	.233	.274	.273
Sub Henry Burroughs	12	63	15	11	2	3	1	14	1	1	0	0	.238	.413	.250
Sub Tommy Beals	10	36	7	6	0	0	0	1	2	0	2	0	.194	.194	.237
Sub Charlie Sweasy	5	19	4	5	1	0	0	4	1	0	0	0	.211	.263	.250
P Bill Stearns	2	9	0	1	0	0	0	1	2	2	0	0	.000	.000	.182
Sub Warren White	1	4	0	0	0	0	0	0	0	0	0	0	.000	.000	.000
Sub Frank Norton	1	1	0	0	0	0	0	0	0	1	0	0	.000	.000	.000
	32	1353	375	310	54	26	6	214	48	13	48	13	.277	.369	.302

1B—Mills 32

2B—Leonard 19, Sweasy 5, Berthrong 5, Beals 2, White 1, Burroughs 1

3B—Waterman 28, Burroughs 5, Force 1, Norton 1

SS—Force 31, Leonard 1

OF—Hall 32, Glenn 26, Berthrong 12, Leonard 11, Beals 8, Burroughs 8, Norton 1

C—Allison 27, Waterman 6, Berthrong 1

P—Brainard 30, Stearns 2

	Pos	G	TC	PO	A	DP	E	PB	FA
E. Mills	1B	32	360	343	5	16	12	—	.967
Force	SS	31	243	46	159	7	38	—	.844
Hall	CF	31	104	92	3	0	9	—	.913
Brainard	P	30	54	18	28	8	1	—	.852
Waterman	3B	28	164	47	67	6	50	23	.695
D. Allison	C	27	103	68	15	4	20	18	.806
Glenn	RF	25	42	34	3	2	6	—	.860
Leonard	2B	19	117	51	50	6	16	—	.863
"	LF	11	28	16	3	0	9	—	.679
Berthrong	LF@	12	36	29	0	0	7	1	.806
		32	1456	846	392	20	218	42	.850

	G	IP	H	GS	CG	W	L	SO	BB	Sh	Sv	ERA	WP	HR
Asa Brainard	30	264	361	30	30	12	15	13	37	0	0	4.50	7	4
Bill Stearns	2	18	10	2	2	2	0	0	8	0	0	2.50	0	0
—2 forfeit wins: 1 vs Fort Wayne; 1 vs Rockford—														
	282	371	32	32	14	15	13	45	0	0	4.37	7	4	

TROY**Lip Pike (1-3) Bill Craver (12-12)**

Rensselaer Park (also known as Union Grounds)

	G	AB	H	R	2B	3B	HR	RBI	BB	SO	SB	CS	BA	SA	OBP
C Mike McGeary	29	148	39	42	4	0	0	12	6	0	20	4	.264	.291	.292
CF Tom York	29	145	37	36	5	7	2	23	9	1	2	2	.255	.428	.299
LF Steve King	29	144	57	45	10	6	0	34	1	1	3	3	.396	.549	.400
1B Clipper Flynn	29	142	48	43	6	1	0	27	4	2	3	3	.338	.394	.356
P John McMullin	29	136	38	38	0	5	0	32	8	6	11	1	.279	.353	.319
RF Lip Pike	28	130	49	43	10	7	4	39	5	7	3	2	.377	.654	.400
3B Steve Bellan	29	128	32	26	3	3	0	23	9	2	4	4	.250	.320	.299
2B Bill Craver	27	118	38	26	8	1	0	26	3	0	8	3	.322	.407	.339
SS Dickie Flowers	21	105	33	39	5	4	0	18	4	0	8	2	.314	.438	.339
Sub Ned Connor	7	33	7	6	0	0	0	2	0	0	0	0	.212	.212	.212
Sub E. P. Beavens	3	15	6	7	0	0	0	5	0	0	2	0	.400	.400	.400
Sub Frank Abercrombie	1	4	0	0	0	0	0	0	0	0	0	0	.000	.000	.000
	29	1248	384	351	51	34	6	241	49	19	62	24	.308	.417	.334

1B—Flynn 19, Connor 4, Pike 4, Craver 2

2B—Craver 18, Pike 7, Beavens 3, Connor 1, Flowers 1, Flynn 1

SS—Flowers 20, Craver 4, McGeary 3, Bellan 1, Abercrombie 1, McMullin 1

3B—Bellan 28, Flynn 1

OF—King 29, York 29, Pike 18, Flynn 8, Connor 3, Craver 1

C—McGeary 26, Craver 3

P—McMullin 29, Flowers 1

	Pos	G	TC	PO	A	DP	E	PB	FA
King	LF	29	90	69	6	0	15	—	.833
York	CF	29	76	60	5	2	11	—	.855
McMullin	P	29	62	11	43	1	8	—	.871
Bellan	3B	28	136	48	49	4	39	—	.713
McGeary	C	26	116	82	22	2	12	45	.897
Flowers	SS	20	130	28	72	8	30	—	.769
Flynn	1B	19	200	183	8	12	9	—	.955
Craver	2B	18	123	57	50	11	16	7	.870
Pike	RF	18	40	31	3	0	6	—	.850
		29	1281	750	333	22	198	52	.845

	G	IP	H	GS	CG	W	L	SO	BB	Sh	Sv	ERA	WP	HR
John McMullin	29	249	430	29	28	12	15	12	75	0	0	5.53	44	4
Dickie Flowers	1	1	1	0	0	0	0	0	0	0	0	0	0	0
—3 forfeit Ws vs Fort Wayne, 2 not played and 1 on June 19 when Fort Wayne refused to play with a new ball in the 6th inning while leading 6-3—														
	250	431	29	28	12	15	12	75	0	0	5.51	44	4	

THE ANNUAL RECORD

CLEVELAND

Charlie Pabor

Association Grounds

	G	AB	H	R	2B	3B	HR	RBI	BB	SO	SB	CS	BA	SA	OBP
C Deacon White	29	146	47	40	6	5	1	21	4	1	2	2	.322	.452	.340
LF Charlie Pabor	29	142	42	24	2	4	0	18	1	3	1	0	.296	.368	.301
CF Art Allison	29	137	40	28	4	5	0	19	2	5	3	1	.292	.394	.302
2B Gene Kimball	29	131	25	18	1	0	0	9	3	2	5	1	.191	.198	.209
P Al Pratt	29	130	34	31	6	8	0	20	1	0	1	0	.262	.408	.268
3B Ezra Sutton	29	128	45	35	3	7	3	23	1	0	3	1	.352	.555	.357
1B Jim Carleton	29	127	32	31	8	1	0	18	8	3	2	1	.252	.331	.296
SS John Bass	22	89	27	18	1	10	3	18	3	4	0	1	.303	.640	.326
RF Elmer White	15	70	18	13	2	0	0	9	1	6	0	1	.257	.286	.268
Sub Caleb Johnson	16	67	15	10	1	0	0	7	0	1	1	0	.224	.239	.224
Sub Joe Quest	3	13	3	1	1	0	0	2	1	0	0	0	.231	.308	.308
Sub Joe Battin	1	3	0	0	0	0	0	0	1	0	0	0	.000	.000	.250
Sub George Ewell	1	3	0	0	0	0	0	0	0	0	0	0	.000	.000	.000
	29	1186	328	249	35	40	7	164	26	25	18	8	.277	.391	.292

1B—Carleton 29

2B—Kimball 17, Johnson 10, Quest 2, Allison 2, D. White 1

SS—Bass 22, Kimball 6, D. White 2, Quest 1

3B—Sutton 29, Kimball 2, D. White 1

OF—Allison 29, Pabor 28, E. White 15, Kimball 9, Johnson 6, Pratt 6, Sutton 2, Battin 1, Ewell 1, D. White 1

C—D. White 29, E. White 3, Bass 1, Sutton 1

P—Pratt 28, Pabor 7

	Pos	G	TC	PO	A	DP	E	PB	FA
Carleton	1B	29	333	295	4	10	34	—	.898
J. White	C	29	190	136	20	3	34	109	.821
Sutton	3B	29	117	40	53	3	24	7	.795
A. Allison	CF	29	61	51	3	1	7	—	.885
Pratt	P	28	75	22	44	3	9	—	.880
Pabor	LF	28	44	31	3	0	10	—	.773
Bass	SS	22	131	41	61	3	29	3	.779
Kimball	2B	17	113	49	35	3	29	—	.743
E. White	RF	15	23	17	1	0	5	6	.783
Johnson	2B	10	72	30	23	3	19	—	.736
		29	1287	762	291	15	234	125	.818

	G	IP	H	GS	CG	W	L	SO	BB	Sh	Sv	ERA	WP	HR
Al Pratt	28	224.2	296	28	22	10	17	34	47	0	0	3.77	48	9
Charlie Pabor	7	29.1	50	1	1	0	2	0	6	0	0	6.75	2	4
		254	346	29	23	10	19	34	53	0	0	4.11	50	13

FORT WAYNE

Bill Lennon (5-9) Harry Deane (2-3)

The Grand Duchess (also known as Hamilton Field)

	G	AB	H	R	2B	3B	HR	RBI	BB	SO	SB	CS	BA	SA	OBP
1B Jim Foran	19	89	31	21	1	3	1	18	2	1	1	0	.348	.461	.363
P Bobby Mathews	19	89	24	15	3	1	0	10	2	0	2	1	.270	.326	.288

	G	AB	H	R	2B	3B	HR	RBI	BB	SO	SB	CS	BA	SA	OBP
SS Wally Goldsmith	19	88	18	8	1	0	0	12	4	2	0	0	.205	.216	.239
2B Tom Carey	19	87	20	16	2	0	0	10	2	1	5	0	.230	.253	.247
RF Bill Kelly	18	67	15	16	1	1	0	7	6	1	0	0	.224	.284	.288
3B Frank Sellman	14	65	15	14	3	0	1	10	4	0	1	0	.231	.323	.275
CF Bob Armstrong	12	49	11	9	2	1	0	5	0	1	0	1	.224	.306	.224
C Bill Lennon	12	48	11	5	3	0	0	5	1	0	1	0	.229	.292	.245
LF Ed Mincher	9	36	8	4	0	0	0	5	0	0	1	0	.222	.222	.222
Sub Pete Donnelly	9	34	7	7	1	1	0	3	1	2	0	0	.206	.294	.229
Sub Jimmy Hallinan	5	25	5	7	0	0	0	2	2	0	1	1	.200	.200	.259
Sub Harry Deane	5	22	4	3	0	1	0	2	2	0	0	0	.182	.273	.250
Sub Joe Quinn	5	17	4	8	0	0	0	2	4	0	3	1	.235	.235	.381
Sub Harry Kohler	3	12	2	0	1	0	0	1	0	0	0	0	.167	.333	.167
Sub Joe McDermott	2	8	2	3	0	0	0	1	1	1	1	0	.250	.250	.333
Sub Bill Barrett	1	5	1	1	1	0	0	1	0	0	0	0	.200	.400	.200
Sub Nealy Phelps	1	3	0	0	0	0	0	0	1	0	0	0	.000	.000	.250
Sub Charlie Bearman	1	2	0	0	0	0	0	0	1	0	0	0	.000	.000	.333
	19	746	178	137	19	8	2	94	33	9	16	4	.239	.294	.271

1B—Foran 16, Kohler 2, Phelps 1, Bearman 1

2B—Carey 19

SS—Goldsmith 14, Hallinan 5, Lennon 2, Sellman 2, Carey 1

3B—Sellman 14, Goldsmith 8, Donnelly 2, Kohler 1, Barrett 1

OF—Kelly 18, Armstrong 12, Donnelly 9, Mincher 9, Deane 5, Foran 4, McDermott 2, Lennon 1

C—Lennon 12, Quinn 5, Selman 5, Goldsmith 2, Kohler 2, Barrett 1

P—Mathews 19

	Pos	G	TC	PO	A	DP	E	PB	FA
Carey	2B	19	126	58	50	5	18	—	.857
Mathews	P	19	50	19	23	2	8	—	.840
Kelly	RF@	18	42	34	1	1	7	—	.833
Foran	1B	16	131	111	4	2	16	—	.878
Goldsmith	SS	14	73	27	29	1	17	10	.767
Sellman	3B	14	45	24	8	2	13	5	.711
Lennon	C	12	53	43	4	0	6	15	.887
Armstrong	CF	11	36	29	2	0	7	—	.816
		19	828	507	158	8	163	40	.803

	G	IP	H	GS	CG	W	L	SO	BB	Sh	Sv	ERA	WP	HR
Bobby Mathews	19	169	261	19	19	6	11	17	21	1	0	5.17	15	5
—1 forfeit W vs Rockford and 9 forfeit Ls: 3 to Troy, 2 to Rockford, 1 to New York, 1 to Washington, 1 to Chicago, 1 to Boston and 1 to Philadelphia—														

ROCKFORD

Scott Hastings

Agricultural Fairgrounds Park

	G	AB	H	R	2B	3B	HR	RBI	BB	SO	SB	CS	BA	SA	OBP
P Cherokee Fisher	25	123	28	24	3	3	1	22	3	1	1	2	.228	.325	.246
1B Denny Mack	25	122	30	34	7	1	0	17	7	7	12	0	.246	.320	.292
3B Cap Anson	25	120	39	29	11	3	0	16	2	1	6	2	.325	.467	.336
2B Bob Addy	25	118	32	30	6	0	0	13	4	0	8	1	.271	.322	.295
C Scott Hastings	25	118	30	27	6	4	0	20	2	4	11	2	.254	.373	.267
LF Ralph Ham	25	113	28	25	4	0	0	12	1	7	6	2	.248	.283	.254

THE ANNUAL RECORD

	G	AB	H	R	2B	3B	HR	RBI	BB	SO	SB	CS	BA	SA	OBP
RF Gat Stires	25	110	30	23	4	6	2	24	7	5	3	0	.271	.473	.316
CF George Bird	25	106	28	19	2	5	0	13	3	2	1	0	.264	.377	.284
SS Chick Fulmer	16	63	17	11	1	3	0	3	5	1	0	0	.270	.381	.324
Sub Pony Sager	8	39	11	9	0	0	0	5	2	2	5	1	.282	.282	.317
Sub Al Barker	1	4	1	0	0	0	0	2	1	0	0	0	.250	.250	.400
	25	1036	274	231	44	25	3	147	38	30	53	10	.264	.364	.291

1B—Mack 24, Fisher 2, Fulmer 1, Anson 1, Hastings 1

2B—Addy 22, Anson 2, Hastings 2, Fisher 1

SS—Fulmer 16, Sager 5, Addy 3, Ham 2, Fisher 1, Mack 1

3B—Anson 20, Ham 7

OF—Stires 25, Bird 25, Ham 19, Sager 4, Hastings 2, Barker 1, Anson 1, Mack 1

C—Hastings 23, Anson 5

P—Fisher 24, Mack 3

	Pos	G	TC	PO	A	DP	E	PB	FA
Bird	CF@	25	45	32	2	0	11	—	.756
Stires	RF	25	43	33	3	0	7	—	.837
Mack	1B	24	296	271	6	11	19	—	.936
Fisher	P	24	82	22	54	3	6	—	.927
Hastings	C	23	111	77	18	3	16	48	.856
Addy	2B	22	181	67	72	5	42	—	.768
Anson	3B	20	118	38	52	2	28	7	.763
Ham	LF	19	47	29	5	1	13	—	.723
Fulmer	SS	16	122	29	65	4	28	—	.770
		25	1230	678	332	14	220	55	.821

	G	IP	H	GS	CG	W	L	SO	BB	Sh	Sv	ERA	WP	HR
Cherokee Fisher	24	213	295	24	22	4	16	15	31	1	0	4.35	20	3
Denny Mack	3	13	20	1	1	0	1	1	3	0	0	3.46	1	0
—4 forfeit Ls owing to the use of ineligible player Hastings in games Rockford won: 2 to Philadelphia, 1 to Washington and 1 to Fort Wayne (all 4 wins would otherwise have been credited to Fisher)—														
	226	315	25	23	4	17	16	34	1	0	4.30	21	3	

Note: SB, CS, PB and WP totals are still incomplete for some teams in each of the five NA seasons (1871-75).

1872

HARRY WRIGHT BRINGS BOSTON ITS FIRST CHAMPIONSHIP

The 1872 season featured the first rule pertaining to base coaches. To prevent their interference with fielders, they were prohibited from coming within 15 feet of the foul lines while coaching runners. A coach was still permitted to interfere with a runner, however, even if it meant tackling him to detain him from making what the coach judged to be an ill-advised dash to the next base.

An even farther-reaching rule change in 1872 forever altered the duel between pitcher and batter. That season it became legal for a pitcher to jerk his arm, snap his wrist or bend his elbow when he delivered the ball as long as he kept his hand below his hip at the point of release. This revision licensed sidearm pitching and opened the door for teams to employ curveball artisans. The first club to avail itself of the privilege was New York. William Cammeyer's Mutuals let Rynie Wolters, ostensibly the team's most valuable player in 1871, slip off to Cleveland and handed his pitching slot to rookie Candy Cummings, who had captured the New Yorkers' fancy when he drubbed them 14-3 in an exhibition game the previous year while a member of the unaffiliated Brooklyn Stars. At the time the Mutuals had howled that Cummings, considered by some historians to have invented the curveball, was throwing "unfair" sidearm pitches, but now that his delivery was legal, he was their man.

Other pitchers who reportedly had the curveball in their arsenal in 1872 were Troy newcomer Fahney Martin and Bobby Mathews, late of the Kekiongas, who had returned to his hometown of Baltimore when Nick Young left the Washington Olympics to organize a new team in that city and decked them out in yellow hose, leading to their being called the Canaries. Mathews's Kekionga teammate, second baseman Tom Carey, followed him to Maryland, giving Young a solid nucleus upon which to build. By the time Young completed his roster, Baltimore had an



George Zettlein, the first to demonstrate how much the team a pitcher had behind him mattered in the NA years. In 1872 Zettlein opened the season with Troy and was 14-8 when the Haymakers folded. Moving to the wretched Brooklyn Eckfords, Zettlein won just one of nine starts. He was said to have been the first pitcher to give a pickoff sign to one of his infielders and then throw to a base without looking there beforehand, expecting his teammate to have gotten the sign and be awaiting the throw.

NA veteran at every position. From his former Washington club, Young skimmed first baseman Ev Mills and centerfielder George Hall. Catcher Bill Craver, rightfielder Lip Pike, leftfielder Tom York and handyman Cherokee Fisher were robbed from Troy. Dick Higham, the Canaries' top hitter at .343, came from the Mutuals, and shortstop John Radcliff left the pennant-winning Athletics after losing his job to Mike McGearly.

With the Reserve Clause not yet in force to bind a player to a team for longer than the length of his contract, which was usually one year, the movement even among the established teams was dizzying. The champion Athletics garnered four new regulars—Cap Anson, Denny Mack, Fred Treacey and McGearly. The first two had belonged to the defunct Rockford team, and Treacey and McGearly had committed to Chicago for 1872 before the great fire knocked the Illinois entry out of business. Along with Cummings, New York picked up half a dozen new faces but only after losing captain-third baseman Bob Ferguson to the Brooklyn Atlantics. Disturbed by the

MYSTERIOUS MCCARTON

The Middletown Mansfields began the 1872 season with a crew of raw rookies. Nary a member of the Mansfields' opening day lineup on April 26 had played in so much as a single NA game in 1871. Though the Mansfields folded little more than three months later, four of their opening day starters—Eddie Booth, John Clapp, Jim Tipper and Tim Murnane—hooked on with other teams and eventually had major league careers of some substance. A fifth team member, Jim O'Rourke, would have a career so substantial that he made the Hall of Fame, but O'Rourke might not have been the Mansfields' most talented player. In center field for the Mansfields on opening day was Frank McCarton, a Middletown native. The 1996 Macmillan encyclopedia lists a birth date for him that would have made him just 14 on April 26, 1871, and the latest edition of *The Baseball Encyclopedia* contends that he was 17, but in either event McCarton was the youngest position player in the NA's second season. He was also among the most promising. Though the records again are in conflict, McCarton apparently batted at least .305 in the 19 games he played and may have hit as high as .373. The latter figure, if correct, would have led the Mansfields, and even at .305 McCarton was 3rd on the team. McCarton took part in 19 of the Mansfields' 24 games but was not on the field in the team's last contest on August 9 and never again appeared in a big league uniform.

THE EXECRABLE ECKFORDS

While pennant-winning Boston played just 10 men in 49 games in 1872, the Brooklyn Eckfords needed 26 players to get through their 29 championship games. Only three Eckfords—shortstop Jim Snyder, third baseman Jim Clinton and first baseman Andy Allison—played in as many as two-thirds of the team's frays, and none of the trio was in the lineup in both the Eckfords' opening game on May 7 and the team's finale on September 22. The previous year the Eckfords had been a strong independent team, but personnel changes and a general lack of continuity made them such an unattractive draw in 1872 that not even their Brooklyn cohabitant, the Atlantics, wanted to play them. The two clubs from the City of Churches avoided a confrontation on the playing field until August 19. Over the next two months the pair consented to play just three more times. When their series ended in a two-all draw, it was a moral victory for the Eckfords. Against the other nine NA clubs, the Brooklyn entry that had believed the NA too flimsy to join the previous year was a miserable 1-26.

heavy gambling aroma surrounding the New York club, Ferguson chose to cast his lot with one of the five new entries in 1872.

In addition to Baltimore and the Atlantics there was a second Brooklyn-based team, the Eckfords, which had informally joined the NA the previous August, plus the Nationals, a Washington rival to the Olympics, and the Mansfield club from Middletown, Connecticut. Named for Union General Joseph Mansfield, who was slain at Antietam, the Mansfields billed themselves as the Connecticut champions and mailed their \$10 entry fee to NA headquarters. Since there was no screening committee in 1872 to judge the worth of applicants, the fee was accepted, to the consternation of Henry Chadwick, who viewed the team as unqualified for the professional arena.

In actuality, if the final standings are an accurate indicator, the Mansfields were 3rd among the new entries, ranking ahead of the Eckfords and Nationals as well as the incumbent Olympics. If the 1871 NA season was the epitome of confusion, the 1872 campaign was the height of instability. Though 12 teams began the chase in May, only six played enough games to qualify for the championship. The Olympics were the first to expire on May 24. Scarcely a month later the Nationals stripped Washington of its other big league representative when they threw in the towel on June 26 after being trounced 9-1 by Baltimore. Troy quit on July 23, the Mansfields survived until August 9 and Cleveland breathed its last on August 19. Though the Eckfords finished out the season, they played only 29 games, little more than half the number Baltimore and New York totaled.

MCBRIDE OR HAYHURST?

Early editions of Macmillan list Hicks Hayhurst as the manager of the Philadelphia Athletics from 1871 through 1873 and Al Reach as the manager for the 1874 and 1875 seasons. All current baseball encyclopedias agree that pitcher Dick McBride managed the Athletics every year the team was part of the National Association. No papers have been unearthed proving that McBride secretly held the job. The reason he's credited with it nowadays is because the manager has come to be regarded as the man who actually ran the club on the field. In the early days many teams labeled the man who handled their business affairs the manager even if he had nothing to do with field operations. Hayhurst was the Athletics' secretary, responsible for scheduling games, keeping count of the gate receipts and such; if he ever sat on the team bench, it was only to observe. Reach, though a part-time player in 1874 and 1875, was mainly a club official. When the umpire said "Play ball!" it was spoken to McBride and whoever the other team's captain was. The captains were in charge then and so are considered now to have been the field managers of their teams.

Some conflicts still exist, however. At one time Macmillan listed Joe Gerhardt as Louisville's manager for part of the 1883 season and most of 1884. Now both Macmillan and *The Baseball Encyclopedia* credit Gerhardt for managing Louisville all of the 1883 season but say Mike Walsh ran the club in 1884. That would be news to Louisville stars Pete Browning and Guy Hecker and everyone else from those days still keeping up on the game. Gerhardt ran the team on the field in 1884 until August, when he was replaced as captain. The local papers all made a big fuss over his being canned. Maybe Walsh, a club official and ex-umpire, was the one who decided to ax Gerhardt and take on the job himself, but until then it was definite, the team was under Gerhardt's wing. Macmillan had it right originally. Gerhardt ran the show in the Falls City for most of the year that Hecker won 52.

Amid all the turmoil, Harry Wright's Boston Red Stockings stood almost unchanged from the 1871 club that had come within a hair of the flag. Wright obtained another of his former Cincinnati stars, Andy Leonard, from the Olympics to man left field and gave Boston's right-field post to rookie Fraley Rogers but otherwise retained the same cast. With himself in center field, his brother George at shortstop, batting champ Ross Barnes at second base, Al Spalding in the box, Charlie Gould at the first sack, Harry Schafer holding down third base and Cal McVey behind the plate, Wright needed only one substitute all season, Dave Birdsall, the club's regular right fielder in 1871.

The Athletics, in contrast, began shifting players from position to position after playing a set lineup for most of the 1871 season. By juggling his personnel, pitcher-manager Dick McBride won his first six games of the season before losing on June 1 to New York. The defeat pushed Boston into the lead with a 9-1 record to Philadelphia's 6-1. Once they grabbed the top rung,



Deacon White, here with the 1889 Pittsburgh Alleghenys in his next-to-last season, was the first man to play 20 years in the majors and never subsequently make the Hall of Fame. White's credentials are everything that voters traditionally look for. He played two skill positions—third base and catcher—collected more than 2,000 hits, won two batting titles and was on five pennant winners. He also is the lone man to pitch games in both the NL in its first season and the PL in its only season. In 1872 White starred for the second year in a row on a poor Cleveland entry. Note that in the photo Jocko Fields is wrongly identified as Fred Carroll and vice versa.

the Red Stockings were never caught. The pennant race in effect was over on September 4 when Boston saddled McBride with his worst loss of the season, 16-4.

Hoping to pep up sagging gate receipts in every NA city, Boston, New York and Philadelphia staged several late-season round-robin tournaments, ostensibly for the league championship, but all such attempts failed to stimulate fan interest. It was too obvious that the Boston team was vastly superior to any of its rivals. The final standings only partly reflect the Red Stockings' dominance. Of the 24 championship games with their three closest pursuers, Wright's team was triumphant in 18, and excluding the eight games with Philadelphia, which were split 4-4, Boston posted a 35-4 record.

THE SEASONAL RECORD

	G	W	L	Pct	H	R	GB	Attendance
1. Boston Red Stockings	48	39	8	.830	20-1	19-7	—	38,500
2. Baltimore Canaries	58	35	19	.648	20-7	12-12	7.5	35,500
3. New York Mutuals	56	34	20	.630	23-8	10-11	8.5	46,000
4. Philadelphia Athletics	47	30	14	.682	22-4	7-10	7.5	59,500
@Troy Haymakers	25	15	10	.600	5-3	8-4	13	10,000
5. Brooklyn Atlantics	37	9	28	.243	6-13	3-15	25	10,000
@Cleveland Forest Citys	22	6	16	.273	2-3	4-11	20.5	5,000
@Middletown Mansfields	24	5	19	.208	4-6	1-12	22.5	5,000
@Brooklyn Eckfords	29	3	26	.103	2-13	1-13	27.5	4,000
@Washington Olympics	9	2	7	.222	1-6	1-1	18	3,000
@Washington Nationals	11	0	11	.000	0-7	0-4	21	1,500

@ Did not play enough games to qualify for the pennant

	Bos	Bal	NY	Ath	Tro	Atl	Cle	Man	Eck	Oly	Nat	Tot
Boston	—	7	7	4	2	7	4	3	3	1	1	39
Baltimore	0	—	5	4	3	5	4	4	5	2	3	35
New York	2	4	—	6	3	6	2	4	5	1	1	34
Philadelphia	4	5	3	—	2	4	3	2	5	1	1	30
Troy	1	0	2	0	—	2	1	4	3	1	1	15
Atlantics	1	1	2	0	0	—	1	2	2	*	*	9
Cleveland	0	1	1	0	0	1	—	0	1	1	1	6
Middletown	0	0	0	0	0	1	1	—	2	*	1	5
Eckfords	0	1	0	0	0	2	0	0	—	*	*	3
Olympics	0	0	0	0	0	*	0	*	*	—	2	2
Nationals	0	0	0	0	0	*	0	0	*	0	—	0
	8	19	20	14	10	28	16	19	26	7	11	178

* Teams did not meet one another

SEASON LEADERS

Batting Average (100 ABs)

- Barnes, Boston .430
- Force, Troy-Baltimore .418
- Anson, Philadelphia .415
- Hastings, Cleveland-Balt .362
- McGeary, Philadelphia .360

Slugging Average

- Barnes, Boston .583
- Anson, Philadelphia .525
- Wood, Troy-Eckfords .503
- Force, Troy-Baltimore .493
- Meyerle, Philadelphia .486

On-Base Percentage

- Anson, Philadelphia .455
- Barnes, Boston .452
- Force, Troy-Baltimore .423
- Hastings, Cleveland-Balt .376
- McGeary, Philadelphia .366

Total Bases

- Barnes, Boston 134
- Pike, Baltimore 131
- G. Wright, Boston 120
- Egglar, New York 117
- Hall, Baltimore 116

Home Runs

- Pike, Baltimore 7
- Gedney, Troy-Eckfords 3
- Six with 2

RBI

- Pike, Baltimore 60
- Anson, Philadelphia 48
- Start, New York 48
- Fisler, Philadelphia 48
- Spalding, Boston 47
- Cuthbert, Philadelphia 47

Hits

- Barnes, Boston 99
- Egglar, New York 97
- Force, Troy-Baltimore 94
- Hatfield, New York 93
- Anson, Philadelphia 90

Runs

- Egglar, New York 94
- G. Wright, Boston 87
- Cuthbert, Philadelphia 83
- Barnes, Boston 81
- Hatfield, New York 76

Bases on Balls

- Mack, Philadelphia 23
- Anson, Philadelphia 16
- McMullin, New York 11
- H. Wright, Boston 9
- Hatfield, New York 9
- Barnes, Boston 9

Stolen Bases (Data Incomplete)

1. Egger, New York	18
2. Cuthbert, Philadelphia	14
G. Wright, Boston	14
4. McGeary, Philadelphia	13
5. Barnes, Boston	12
Hatfield, New York	12

Strikeouts

1. Cummings, New York	14
2. Cuthbert, Philadelphia	10
Tracey, Philadelphia	10
4. Mack, Philadelphia	9
Egger, New York	9

OPS

1. Barnes, Boston	1.034
2. Anson, Philadelphia	.980
3. Force, Troy-Baltimore	.916
4. Wood, Troy-Eckfords	.833
5. G. Wright, Boston	.816

PITCHING**Wins**

1. Spalding, Boston	38
2. Cummings, New York	33
3. McBride, Philadelphia	29
4. Mathews, Baltimore	25
5. Zettlein, Troy-Eckfords	15

Losses

1. Britt, Atlantics	28
2. Cummings, New York	20
3. Mathews, Baltimore	18
4. Bentley, Middletown	15
Zettlein, Troy-Eckfords	15

Innings

1. Cummings, New York	497
2. McBride, Philadelphia	419.1
3. Mathews, New York	406
4. Spalding, Boston	404.2
5. Britt, Atlantics	336

Complete Games

1. Cummings, New York	53
2. McBride, Philadelphia	47
3. Spalding, Boston	41
4. Mathews, Baltimore	39
5. Britt, Atlantics	37

Strikeouts

1. Mathews, Baltimore	57
2. Cummings, New York	45
3. McBride, Philadelphia	44
4. Spalding, Boston	28
5. Zettlein, Troy-Eckfords	25

Winning Percentage (10 decisions)

1. Fisher, Baltimore	.909
2. Spalding, Boston	.826
3. McBride, Philadelphia	.682
4. Cummings, New York	.623
5. Mathews, Baltimore	.581

ERA (60 innings)

1. Fisher, Baltimore	1.80
2. Spalding, Boston	1.85
3. Zettlein, Troy-Eckfords	2.57
4. McBride, Philadelphia	2.85
5. Cummings, New York	3.01

Lowest On-Base Percentage

1. Fisher, Baltimore	.216
2. Spalding, Boston	.255
3. Zettlein, Troy-Eckfords	.274
4. McBride, Philadelphia	.275
5. Mathews, Baltimore	.277

Lowest Batting Average

1. Fisher, Baltimore	.197
2. Spalding, Boston	.244
3. Mathews, Baltimore	.257
4. McBride, Philadelphia	.265
Zettlein, Troy-Eckfords	.265

FIELDING**Putouts**

1B	
Gould, Boston	513
Start, New York	497
E. Mills, Baltimore	464

Assists

Mack, Philadelphia	11
Gould, Boston	6
E. Mills, Baltimore	6

Fielding Average

Start, New York	.958
Mack, Philadelphia	.948
McAtee, Troy	.946

2B

Hatfield, New York	157
Barnes, Boston	138
Fisler, Philadelphia	117

Barnes, Boston	162
Hatfield, New York	159
Fisler, Philadelphia	140

Barnes, Boston	.904
Fisler, Philadelphia	.889
Wood, Troy-Eckfords	.875

3B

Anson, Philadelphia	89
Ferguson, Atlantics	86
Force, Troy-Baltimore	75

Ferguson, Atlantics	178
Schafer, Boston	117
Force, Troy-Baltimore	87

Force, Troy-Baltimore	.857
Ferguson, Atlantics	.807
Schafer, Boston	.792

SS

G. Wright, Boston	87
Radcliff, Baltimore	66
Holdsworth, Cleveland-Eck	65

G. Wright, Boston	193
Radcliff, Baltimore	156
Pearce, New York	144

Pearce, New York	.844
G. Wright, Boston	.836
Radcliff, Baltimore	.771

RF

Bechtel, New York	75
Meyerle, Philadelphia	46
F. Martin, Troy-Eckfords	43

Meyerle, Philadelphia	5
Booth, Atlantics	5
Bechtel, New York	4
A. Reach, Philadelphia	4

Bechtel, New York	.860
F. Martin, Troy-Eckfords	.776
Meyerle, Philadelphia	.773

THE ANNUAL RECORD**Putouts****CF**

Eggler, New York	154
Treacey, Philadelphia	93
Hall, Baltimore	82

LF

McMullin, New York	146
York, Baltimore	145
Cuthbert, Philadelphia	95

C

Hicks, New York	295
D. Allison, Troy-Eckfords	182
Craver, Baltimore	166

P

McBride, Philadelphia	34
Spalding, Boston	28
Cummings, New York	21

Double Plays**1B**

Gould, Boston	33
Start, New York	26
E. Mills, Baltimore	17

2B

Barnes, Boston	31
Hatfield, New York	25
Fisler, Philadelphia	13

3B

Ferguson, Atlantics	8
Schafer, Boston	6
Anson, Philadelphia	5

SS

G. Wright, Boston	25
Pearce, New York	12
Holdsworth, Cleveland-Eck	10

RF

A. Reach, Philadelphia	2
Five tied with	1

CF

Remsen, Atlantics	2
Hall, Baltimore	2
Eggler, New York	2

LF

Glenn, Olympics	2
York, Baltimore	2
Three with	1

C

D. White, Cleveland	5
Craver, Baltimore	4
Four with	3

Assists

Eggler, New York	12
Remsen, Atlantics	5
H. Wright, Boston	4

Leonard, Boston	7
York, Baltimore	7
S. King, Troy	5

Barlow, Atlantics	48
Hicks, New York	34
D. Allison, Troy-Eckfords	30
McVey, Boston	30

Spalding, Boston	101
McBride, Philadelphia	84
Cummings, New York	61

Errors

Gould, Boston	37
Dehlman, Atlantics	36
Mills, Baltimore	35

Hatfield, New York	57
Booth, Mansfield-Atlantics	39
Barnes, Boston	32
Fisler, Philadelphia	32

Ferguson, Atlantics	63
Anson, Philadelphia	57
Schafer, Boston	50

Radcliff, Baltimore	66
Burdock, Atlantics	56
G. Wright, Boston	55

F. Martin, Troy-Eckfords	13
Rogers, Boston	13
Higham, Baltimore	11

Remsen, Atlantics	24
Treacey, Philadelphia	22
Eggler, New York	15

S. King, Troy	17
Cuthbert, Philadelphia	16
York, Baltimore	14

Hicks, New York	47
Barlow, Atlantics	44
D. Allison, Troy-Eckfords	28
Higham, Baltimore	28

Fielding Average

Eggler, New York	.917
H. Wright, Boston	.866
Hall, Baltimore	.833

York, Baltimore	.916
McMullin, New York	.879
Cuthbert, Philadelphia	.858

Hicks, New York	.875
D. Allison, Troy-Eckfords	.874
Craver, Baltimore	.873

Cummings, New York	.911
Spalding, Boston	.902
McBride, Philadelphia	.830

TC/Game

Dehlman, Atlantics	13.5
Gould, Boston	12.6
Mack, Philadelphia	11.8

Barnes, Boston	7.4
Hatfield, New York	6.8
Wood, Troy-Eckfords	6.5

Ferguson, Atlantics	8.8
Schafer, Boston	5.6
Force, Troy-Baltimore	5.4

Jas. Snyder, Eckfords	6.8
G. Wright, Boston	6.3
Burdock, Atlantics	6.1

Meyerle, Philadelphia	2.5
F. Martin, Troy-Eckfords	1.7
Rogers, Boston	1.4

Eggler, New York	3.2
Remsen, Atlantics	3.1
Treacey, Philadelphia	2.5

McMullin, New York	3.6
York, Baltimore	3.3
S. King, Troy	3.1

Craver, Baltimore	8.1
Hicks, New York	6.9
D. Allison, Troy-Eckfords	5.8

Passed Ball Leaders: Barlow, Atlantics (36), Higham, Baltimore (34), Hicks, New York (32)

Double Plays		Errors		TC/Game	
P					
Pratt, Cleveland	3	McBride, Philadelphia	24	McBride, Philadelphia	3.0
McBride, Philadelphia	3	Mathews, Baltimore	20	Spalding, Boston	2.98
Cummings, New York	3	Britt, Atlantics	17	Zettlein, Troy-Eckfords	2.3

BOSTON

Harry Wright

South End Grounds I

	G	AB	H	R	2B	3B	HR	RBI	BB	SO	SB	CS	BA	SA	OBP
SS George Wright	48	255	86	87	16	6	2	32	3	1	14	4	.337	.471	.345
LF Andy Leonard	46	241	84	57	7	1	2	43	0	2	8	5	.349	.411	.349
P Al Spalding	48	237	84	60	12	5	0	47	3	1	3	0	.354	.443	.383
C Cal McVey	46	237	76	56	10	2	0	41	1	1	6	1	.321	.380	.326
2B Ross Barnes	45	230	99	81	28	2	1	44	9	4	12	2	.430	.583	.452
3B Harry Schafer	48	226	65	51	10	4	1	37	0	8	3	0	.288	.381	.288
1B Charlie Gould	45	212	54	50	9	8	0	33	2	2	0	0	.255	.373	.262
CF Harry Wright	48	208	53	39	5	1	0	23	9	2	0	0	.255	.288	.286
RF Fraley Rogers	45	204	56	39	7	1	1	28	1	4	2	0	.275	.333	.278
Sub Dave Birdsall	16	76	16	11	3	0	0	15	1	0	0	2	.211	.250	.221
	48	2126	673	521	107	30	7	343	29	26	48	14	.316	.405	.325

1B—Gould 44, Rogers 6

2B—Barnes 45, Leonard 4

SS—G. Wright 48, Leonard 1

3B—Schafer 43, Leonard 6, McVey 1

OF—H. Wright 48, Rogers 42, Leonard 38, McVey 9, Birdsall 8, Spalding 7, Schafer 5, Gould 2

C—McVey 40, Birdsall 12, Schafer 2

P—Spalding 48, H. Wright 7

	Pos	G	TC	PO	A	DP	E	PB	FA
G. Wright	SS	48	335	87	193	25	55	—	.836
Spalding	P	48	143	28	101	2	14	—	.902
H. Wright	CF	48	82	67	4	1	11	—	.866
Barnes	2B	45	333	138	162	31	32	—	.904
Gould	1B	44	556	513	6	33	37	—	.933
Schafer	3B	43	240	73	117	6	50	—	.792
McVey	C	40	206	149	30	2	27	12	.869
Rogers	RF@	42	62	45	4	1	13	—	.790
Leonard	LF	38	58	41	7	0	10	—	.828
Birdsall	C	12	69	44	13	0	12	2	.826
		48	2234	1291	665	44	280	14	.875

	G	IP	H	GS	CG	W	L	SO	BB	Sh	Sv	ERA	WP	HR
Al Spalding	48	404.2	417	48	41	38	8	28	27	3	0	1.85	39	0
Harry Wright	7	25.2	26	0	0	1	0	1	0	*	4	2.10	0	0

* One combined shutout: Wright 5 innings, Spalding 4 innings

430.1 **443** 48 41 39 8 29 **27** **4** **4** **1.86** **39** 0

THE ANNUAL RECORD

BALTIMORE

Bill Craver (27-13) Ev Mills (8-6)

Newington Park

	G	AB	H	R	2B	3B	HR	RBI	BB	SO	SB	CS	BA	SA	OBP
SS John Radcliff	56	297	86	70	13	4	1	44	0	2	3	3	.290	.370	.290
UT Lip Pike	56	285	85	68	15	5	7	60	4	6	10	1	.298	.460	.308
1B Ev Mills	55	266	79	55	14	2	0	34	3	2	0	2	.297	.365	.305
CF George Hall	53	250	84	69	17	6	1	37	3	1	8	1	.336	.464	.344
LF Tom York	51	250	66	66	10	4	0	40	3	1	6	1	.264	.336	.273
RF Dick Higham	50	245	84	72	10	1	2	37	2	3	4	5	.343	.416	.348
UT Cherokee Fisher	46	225	52	39	10	3	1	36	2	5	1	1	.231	.316	.238
P Bobby Mathews	50	222	50	36	2	0	0	22	3	2	3	1	.224	.229	.235
2B Tom Carey	42	196	57	42	7	0	2	27	2	2	4	1	.291	.357	.298
C Bill Craver	35	178	50	55	3	3	0	24	5	2	9	1	.281	.331	.301
3B Davy Force (2)	19	95	41	29	2	2	0	14	1	0	5	0	.432	.495	.438
Sub Scott Hastings (2)	13	62	19	16	3	1	0	4	1	2	0	1	.311	.387	.317
	58	2571	753	617	106	31	14	379	29	28	53	18	.293	.375	.301

1B—Mills 55, Carey 1, Higham 1, Hall 1

2B—Carey 29, Pike 24, Higham 5, Craver 4, Hastings 2, Radcliff 1

SS—Radcliff 50, Carey 9

3B—Force 19, Fisher 18, Pike 9, Radcliff 6, Carey 3, Mathews 3, Higham 2, Craver 2, Hastings 1

OF—Hall 53, York 51, Pike 25, Higham 24, Fisher 19, Mathews 8, Craver 4, Carey 3, Hastings 1

C—Craver 27, Higham 25, Hastings 12

P—Mathews 49, Fisher 19

	Pos	G	TC	PO	A	DP	E	PB	FA
Mills	1B	55	505	464	6	17	35	—	.931
Hall	CF@	53	110	88	4	2	18	—	.836
York	LF@	51	166	145	7	2	14	—	.916
Radcliff	SS	50	298	66	156	9	66	—	.771
Mathews	P	49	91	20	51	2	20	—	.780
Carey	2B	29	151	79	44	3	28	—	.815
Craver	C	27	220	166	26	4	28	17	.873
Higham	C	25	183	131	24	0	28	34	.847
"	RF@	24	41	29	1	0	11	—	.732
Pike	RF@	25	40	35	0	0	5	—	.875
"	2B	24	131	55	49	7	27	—	.794
Force	3B	19	104	43	45	0	16	—	.846*
Fisher	P	19	46	14	21	1	11	—	.761
"	RF@	19	19	14	1	1	4	—	.789
"	3B	18	107	45	29	2	33	—	.692
Hastings	C	12	80	58	14	1	8	12	.900
		58	2532	1548	552	22	432	63	.830

	G	IP	H	GS	CG	W	L	SO	BB	Sh	Sv	ERA	WP	HR
Bobby Mathews	49	406	480	47	39	25	18	55	52	0	0	3.19	25	3
Cherokee Fisher	19	110	93	11	9	10	1	20	11	1	1	1.80	5	0
		516	573	58	48	35	19	75	63	1	1	2.90	25	3

NEW YORK**Dickey Pearce (10-6) John Hatfield (24-14)**

Union Grounds (Brooklyn)

	G	AB	H	R	2B	3B	HR	RBI	BB	SO	SB	CS	BA	SA	OBP
CF Dave Egler	56	290	97	94	20	0	0	20	8	9	18	6	.334	.403	.352
2B John Hatfield	56	288	93	76	15	2	1	47	9	6	12	5	.323	.399	.343
1B Joe Start	55	277	75	60	5	0	0	48	0	0	3	3	.271	.289	.271
C Nat Hicks	56	267	82	54	12	2	0	32	6	3	3	0	.307	.367	.322
P Candy Cummings	55	249	52	37	9	3	0	26	4	14	0	1	.209	.269	.221
RF George Bechtel	51	247	74	61	11	3	0	42	7	3	9	1	.300	.368	.319
LF John McMullin	54	236	60	47	6	1	0	24	11	6	8	2	.254	.288	.287
SS Dickey Pearce	44	206	39	32	2	1	1	22	4	1	1	1	.189	.223	.205
Sub Chick Fulmer	36	165	50	29	1	1	1	15	3	3	1	1	.303	.339	.315
3B Bill Boyd	35	170	44	27	6	1	1	32	6	7	4	2	.259	.324	.284
Sub Charlie Mills	6	31	4	6	0	0	0	2	0	0	0	0	.129	.129	.129
	56	2431	674	523	87	14	4	310	55	52	59	21	.277	.329	.293

1B—Start 55, Bechtel 1

2B—Hatfield 56

SS—Pearce 42, Fulmer 14

3B—Boyd 34, Fulmer 22

OF—Egler 56, McMullin 53, Bechtel 50, Mills 4, Hicks 3, Pearce 2, Cummings 2, Boyd 1

C—Hicks 54, Mills 3

P—Cummings 55, McMullin 3

	Pos	G	TC	PO	A	DP	E	PB	FA__
Hatfield	2B	56	373	157	159	25	57	—	.847
Egler	CF@	56	181	154	12	2	15	—	.917
Start	1B	55	519	497	0	26	22	—	.958
Cummings	P	55	90	21	61	3	8	—	.911
Hicks	C	54	376	295	34	3	47	32	.875
McMullin	LF@	53	171	146	3	0	22	—	.871
Bechtel	RF@	50	96	75	4	1	17	—	.823
Pearce	SS	42	211	34	144	12	33	—	.844
Boyd	3B	34	169	53	63	2	43	—	.730
Fulmer	3B	22	109	40	42	2	27	—	.752
"	SS	14	94	24	53	5	17	—	.819
		56	2445	1536	583	33	323	36	.868

	G	IP	H	GS	CG	W	L	SO	BB	Sh	Sv	ERA	WP	HR
Candy Cummings	55	497	604	55	53	33	20	45	31	3	0	3.01	14	2
John McMullin	3	15	18	1	1	1	0	1	2	0	1	3.60	3	0
	512	622	56	54	34	20	44	32	3	1	3.02	17	2	

THE ANNUAL RECORD

PHILADELPHIA

Dick McBride

Athletic Park

	G	AB	H	R	2B	3B	HR	RBI	BB	SO	SB	CS	BA	SA	OBP
LF Ned Cuthbert	47	260	88	83	10	0	1	47	6	10	14	4	.338	.388	.353
P Dick McBride	47	258	74	57	6	1	0	39	3	2	2	1	.287	.318	.295
2B West Fisler	47	244	85	49	13	3	0	48	4	4	3	0	.348	.426	.359
CF Fred Tracey	47	236	65	53	7	3	2	29	5	10	7	5	.275	.356	.290
SS Mike McGeary	47	225	81	68	9	2	0	35	2	1	13	8	.360	.418	.366
3B Cap Anson	46	217	90	60	10	7	0	48	16	3	6	6	.415	.525	.455
C Fergy Malone	41	213	60	46	5	3	0	39	4	5	3	0	.282	.333	.295
1B Denny Mack	47	205	59	68	9	1	0	34	23	9	9	5	.288	.341	.340
RF Levi Meyerle	27	146	48	31	10	5	1	31	0	1	0	0	.329	.486	.329
Sub Al Reach	24	118	23	21	0	0	0	11	4	0	1	1	.195	.195	.221
Sub Dickie Flowers	3	15	4	1	0	0	0	4	2	2	0	0	.267	.267	.353
Sub Count Sensenderfer 1	5	2	2	0	0	0	0	1	0	0	0	1	.400	.400	.400
	47	2142	679	539	79	25	4	366	69	47	58	31	.317	.383	.338

1B—Mack 26, Malone 17, Reach 4

2B—Fisler 47

SS—McGeary 23, Mack 21, Flowers 3

3B—Anson 46, Meyerle 1

OF—Tracey 47, Cuthbert 47, Meyerle 26, Reach 20, Sensenderfer 1, McGeary 1

C—Malone 24, McGeary 23

P—McBride 47

	Pos	G	TC	PO	A	DP	E	PB	FA
Fisler	2B	47	289	117	140	13	32	—	.889
McBride	P	47	141	34	83	3	24	—	.830
Tracey	CF	47	118	93	3	1	22	—	.814
Cuthbert	LF	47	113	95	2	0	16	—	.858
Anson	3B	46	230	89	84	5	57	—	.858
Mack	1B	26	307	280	11	8	16	—	.948
"	SS	21	103	22	56	0	25	—	.757
Meyerle	RF	26	66	46	5	0	15	—	.773
Malone	C	24	146	101	28	3	17	8	.822
"	1B	17	181	162	3	4	16	—	.912
McGeary	C	23	143	109	15	3	19	10	.867
"	SS	23	148	24	94	1	30	—	.797
Reach	RF	20	35	29	4	2	2	—	.943
		47	2095	1258	539	20	298	18	.858

	G	IP	H	GS	CG	W	L	SO	BB	Sh	Sv	ERA	WP	HR
Dick McBride	47	419.1	508	47	47	29	14	44	26	1	0	2.85	10	3
—1 forfeit W vs Eckfords on Aug. 31 when umpire Tom Pratt forfeited the game with the score tied 5-5 in the 9th after the Eckfords refused to continue in protest of Pratt's refusal to call McBride out at third base—														

TROY

Jimmy Wood

Rensselaer Park (also known as Union Grounds)

	G	AB	H	R	2B	3B	HR	RBI	BB	SO	SB	CS	BA	SA	OBP
3B Davy Force (1)	25	130	53	40	11	0	0	16	1	0	2	2	.408	.492	.412
1B Bub McAtee	25	126	28	30	3	1	0	15	3	2	0	2	.222	.262	.240

	G	AB	H	R	2B	3B	HR	RBI	BB	SO	SB	CS	BA	SA	OBP
LF Steve King	25	128	39	33	8	0	0	21	1	2	1	1	.305	.367	.310
RF Fahney Martin (2)	25	119	36	27	2	1	0	14	0	1	0	0	.303	.336	.303
C Doug Allison (1)	23	114	35	23	4	2	0	20	1	3	1	1	.307	.377	.313
SS Steve Bellan	23	115	30	22	4	0	0	16	0	0	1	0	.261	.296	.261
2B Jimmy Wood (1)	25	113	38	40	11	4	2	27	2	1	0	0	.336	.558	.348
P George Zettlein (1)	25	114	29	25	9	0	0	21	0	2	0	1	.254	.333	.254
Sub Charlie Hodes	13	62	15	17	3	0	0	12	1	0	0	0	.242	.290	.254
CF Count Gedney (1)	9	47	20	14	3	0	3	18	0	0	1	0	.426	.681	.426
Sub Candy Nelson (1)	4	20	7	2	0	0	0	4	0	2	0	0	.350	.350	.350
Sub Mart King	3	11	0	0	0	0	0	1	0	1	0	0	.000	.000	.000
	25	1099	330	273	58	8	5	185	9	14	6	7	.301	.382	.306

1B—McAtee 25

2B—Wood 25

SS—Bellan 9, Force 9, Hodes 5, Allison 1, Nelson 1

3B—Force 16, Bellan 8, Hodes 1

OF—S. King 25, Martin 25, Gedney 9, Zettlein 8, Bellan 6, Hodes 4, M. King 3, Nelson 3

C—Allison 22, Hodes 3

P—Zettlein 25, Martin 8

	Pos	G	TC	PO	A	DP	E	PB	FA
McAtee	1B	25	269	253	2	6	14	—	.948
Wood	2B	25	148	83	57	4	18	—	.886
S. King	LF	25	76	54	5	1	17	—	.776
Zettlein	P	25	52	8	34	0	10	—	.808
Martin	RF	25	41	32	0	0	9	—	.780
D. Allison	C	22	145	107	23	2	15	13	.897
Force	3B	16	85	32	42	4	11	—	.871*
		25	1093	675	264	9	151	15	.861

	G	IP	H	GS	CG	W	L	SO	BB	Sh	Sv	ERA	WP	HR
George Zettlein (1)	25	187.2	207	22	17	14	8	17	8	2	1	2.16	3	2
Fahney Martin (2)	8	37.1	70	3	0	1	2	1	2	0	0	4.82	0	0
	225	227	25	17	15	10	18	18	10	2	1	2.60	3	2

BROOKLYN ATLANTICS

Bob Ferguson

Capitoline Grounds

	G	AB	H	R	2B	3B	HR	RBI	BB	SO	SB	CS	BA	SA	OBP
SS Jack Burdock	37	174	47	27	3	0	0	14	1	1	0	1	.270	.287	.274
C Tom Barlow	37	171	54	34	1	0	0	8	3	2	7	5	.316	.322	.328
3B Bob Ferguson	37	164	46	33	3	0	0	19	3	0	4	2	.280	.299	.293
1B Dutch Dehlman	37	164	37	30	4	1	0	15	3	1	4	2	.226	.262	.240
CF Jack Remsen	37	165	39	25	3	5	1	14	2	6	1	2	.236	.333	.246
P Jim Britt	37	155	41	26	7	0	0	11	1	5	0	0	.265	.310	.269
LF Al Thake	18	78	23	14	2	2	0	15	0	2	2	0	.295	.372	.295
Sub Eddie Booth (2)	15	62	19	10	4	0	0	7	0	0	0	2	.306	.371	.306
RF Jack McDonald	15	62	16	9	3	1	0	4	0	1	0	0	.258	.339	.258
2B Jim Hall	13	57	18	9	0	1	0	6	1	1	0	0	.316	.351	.328
Sub Ed Beavens	10	43	9	6	2	0	0	7	1	0	0	0	.209	.256	.227
Sub John Barrett	18	34	7	6	1	0	0	2	0	1	1	0	.206	.294	.206
Sub Charlie Lowe	7	31	5	2	0	0	0	3	0	2	0	0	.161	.161	.161
Sub Herm Doscher	6	24	9	4	0	0	0	5	0	1	0	1	.375	.375	.375

THE ANNUAL RECORD

	G	AB	H	R	2B	3B	HR	RBI	BB	SO	SB	CS	BA	SA	OBP
Sub John Kenny	5	19	0	0	0	0	0	1	0	1	0	0	.000	.000	.000
Sub Oliver Brown	4	15	2	0	0	0	0	0	0	1	0	0	.133	.133	.133
Sub Sam Jackson	4	12	2	0	0	0	0	0	0	0	0	0	.167	.167	.167
Sub John Bass	2	7	1	0	1	0	0	1	0	0	0	0	.143	.286	.143
Sub Denny Clare	2	7	1	1	0	0	0	0	0	0	0	0	.143	.143	.143
Sub Herb Worth	1	5	1	1	1	0	0	1	0	0	0	0	.200	.400	.200
Sub John Galvin	1	4	0	0	0	0	0	0	0	0	0	0	.000	.000	.000
Sub ? Higby	1	4	0	0	0	0	0	0	0	0	0	0	.000	.000	.000
	37	1460	374	237	37	10	0	129	19	24	19	14	.256	.295	.266

1B—Dehlman 37

2B—Hall 13, Beavens 10, Lowe 7, Kenny 3, Clare 2, Burdock 2, Galvin 1, Thake 1, Booth 1, Jackson 1

SS—Burdock 36, Barlow 4, Beavens 1, Clare 1

3B—Ferguson 37, Barlow 1, Jackson 1

OF—Remsen 37, Thake 18, McDonald 15, Booth 14, Barrett 8, Doscher 6, Brown 4, Jackson 3, Kenney 2, Bass 2, Worth 1, Higby 1, Beavens 1

C—Barlow 36, Burdock 4, Ferguson 1

P—Britt 37

	Pos	G	TC	PO	A	DP	E	PB	FA
Dehlman	1B	37	499	459	4	9	36	—	.928
Ferguson	3B	37	227	86	178	8	63	1	.807
Remsen	CF	37	118	89	5	2	24	—	.797
Britt	P	37	83	13	53	1	17	—	.795
Burdock	SS	36	218	50	112	2	56	3	.743
Barlow	C	36	182	90	48	1	44	36	.758
Thake	LF	18	52	41	1	0	10	—	.808
McDonald	RF@	15	25	18	0	0	7	—	.720
Booth	RF@	14	26	16	5	0	5	—	.808
Hall	2B	13	92	35	34	6	23	—	.750
Beavens	2B	10	60	17	24	2	19	—	.683
		37	1880	1008	514	14	357	40	.810

	G	IP	H	GS	CG	W	L	SO	BB	Sh	Sv	ERA	WP	HR
Jim Britt	37	336	568	37	37	9	28	13	19	0	0	4.53	24	6

CLEVELAND

Scott Hastings (6-14) Deacon White (0-2)

Association Grounds

	G	AB	H	R	2B	3B	HR	RBI	BB	SO	SB	CS	BA	SA	OBP
UT Scott Hastings (1)	22	115	45	34	4	0	0	16	3	2	5	1	.391	.426	.407
SS Jim Holdsworth (1)	22	110	33	19	0	0	0	5	1	2	3	2	.300	.300	.306
C Deacon White	22	109	37	21	2	2	0	22	4	1	0	0	.339	.394	.363
3B Ezra Sutton	22	107	30	30	6	1	0	10	1	1	1	0	.280	.355	.287
LF Charlie Pabor	22	92	19	12	0	0	0	7	0	0	0	0	.207	.207	.207
1B Joe Simmons	18	90	23	11	5	1	0	9	1	2	1	0	.256	.333	.264
CF Art Allison	19	87	23	13	4	0	0	8	0	2	0	0	.264	.310	.264
RF Rynie Wolters	16	69	16	7	1	0	0	11	4	1	0	0	.232	.246	.274
P Al Pratt	16	65	18	10	0	1	0	12	0	1	0	0	.277	.308	.277
2B Charlie Sweasy	12	57	16	8	0	0	0	6	2	1	1	0	.281	.281	.305
1B Jim Carleton	7	38	12	8	1	0	0	4	1	0	1	0	.316	.342	.333
Sub ? Mullen	1	4	0	1	0	0	0	0	0	0	0	0	.000	.000	.000
	22	943	272	174	28	5	0	116	17	13	12	3	.288	.329	.301

1B—Simmons 15, Carleton 7
 2B—Sweasy 11, White 7, Hastings 6
 SS—Holdsworth 22
 3B—Sutton 22
 OF—Pabor 20, Allison 19, Wolters 11, Pratt 6, Hastings 5, White 5, Simmons 3, Mullen 1, Sweasy 1
 C—White 14, Hastings 12
 P—Pratt 15, Wolters 12, Pabor 2

	Pos	G	TC	PO	A	DP	E	PB	FA
Holdsworth	SS	22	153	58	59	10	36	—	.765
Sutton	3B	22	124	47	42	2	35	—	.718
Pabor	LF@	20	51	43	1	1	7	—	.863
A. Allison	CF@	19	51	39	2	1	10	—	.804
Simmons	1B	15	145	133	3	11	9	—	.938
Pratt	P	15	25	8	11	3	6	—	.760
White	C	14	85	61	14	5	10	16	.882
Hastings	C	12	74	56	3	2	15	14	.797
Wolters	P	12	18	1	8	1	9	—	.500
"	RF	11	9	6	1	0	2	—	.778
Sweasy	2B	11	78	30	35	3	13	—	.833
		22	1000	597	219	17	184	30	.816

	G	IP	H	GS	CG	W	L	SO	BB	Sh	Sv	ERA	WP	HR
Al Pratt	15	105.2	150	12	8	2	9	7	14	0	0	5.79	14	3
Rynie Wolters	12	75.1	115	8	5	3	6	4	7	0	0	6.09	6	3
Charlie Pabor	2	18	20	2	2	1	1	0	3	0	0	4.00	3	0
	199	285	22	15	6	16	11	24	0	0	0	5.70	23	6

MIDDLETOWN

John Clapp

Fort Hill Grounds (also used Hartford Driving Park in Hartford)

	G	AB	H	R	2B	3B	HR	RBI	BB	SO	SB	CS	BA	SA	OBP
2B Eddie Booth (1)	24	116	37	25	5	2	0	15	0	1	0	2	.319	.397	.319
P/OF Cy Bentley	23	114	25	23	3	4	1	11	1	2	1	2	.193	.316	.200
1B Tim Murnane	23	114	41	28	1	1	0	16	0	0	1	2	.360	.386	.360
LF Jim Tipper	24	110	29	24	4	0	0	18	0	1	0	0	.264	.300	.264
SS Jim O'Rourke	23	99	27	25	5	0	0	16	4	0	1	0	.273	.323	.301
C John Clapp	19	97	27	30	7	1	1	16	1	0	2	1	.278	.402	.286
RF Frank Buttery	18	93	20	16	0	0	0	7	0	2	0	0	.215	.215	.215
3B George Fields	18	86	19	17	3	1	0	14	0	2	0	0	.221	.279	.221
CF Frank McCarton	19	82	25	19	5	0	0	12	3	4	0	0	.305	.366	.329
OF Ham Allen	17	70	19	9	3	0	0	11	0	1	0	0	.271	.314	.271
Sub Asa Brainard (2)	6	25	5	2	0	0	0	0	1	0	0	0	.200	.200	.231
Sub Billy Arnold	2	7	1	2	0	0	0	0	0	0	0	0	.143	.143	.143
	24	1013	275	220	36	9	2	137	9	13	6	7	.271	.331	.279

1B—Murnane 23, O'Rourke 1
 2B—Booth 20, Brainard 4
 SS—O'Rourke 15, Allen 9, Clapp 2, Fields 1
 3B—Fields 12, Buttery 5, Tipper 5, O'Rourke 2
 OF—Tipper 20, McCarton 19, Allen 9, Buttery 8, Bentley 8, Fields 5, Booth 4, Arnold 2, Clapp 1, Brainard 1
 C—Clapp 19, O'Rourke 9
 P—Bentley 18, Buttery 7, Brainard 2

THE ANNUAL RECORD

	Pos	G	TC	PO	A	DP	E	PB	FA
Murnane	1B	23	315	285	0	7	30	—	.905
Booth	2B	20	169	64	67	8	38	—	.775
Clapp	C	19	103	66	21	1	16	10	.845
Tipper	LF	20	44	31	3	0	10	—	.778
McCarton	CF@	19	35	25	1	0	9	—	.743
Bentley	P	18	50	8	33	2	9	—	.820
O'Rourke	SS	15	102	18	57	1	27	2	.735
Fields	3B	12	62	18	21	0	23	—	.629
		24	1153	633	296	11	231	16	.804

	G	IP	H	GS	CG	W	L	SO	BB	Sh	Sv	ERA	WP	HR
Cy Bentley	18	144	259	17	14	2	15	5	12	0	0	6.06	5	4
Frank Buttery	8	59	94	5	5	3	2	5	3	0	0	4.27	0	1
Asa Brainard (2)	2	8	13	2	1	0	2	0	0	0	0	5.63	0	1
		211	366	24	20	5	19	10	15	0	0	5.55	5	6

BROOKLYN ECKFORDS

Andy Allison (0-11) Jimmy Wood (2-7) Fahney Martin (1-8)

Union Grounds

	G	AB	H	R	2B	3B	HR	RBI	BB	SO	SB	CS	BA	SA	OBP
SS Jim Snyder	26	103	30	16	2	3	0	11	0	1	0	2	.291	.369	.291
3B Jim Clinton	25	97	25	13	3	1	-	6	0	2	0	1	.258	.309	.258
1B Andy Allison	22	92	15	9	2	0	0	10	1	2	0	0	.163	.185	.172
C Doug Allison (2)	18	83	26	18	2	1	0	4	1	5	0	0	.337	.386	.345
P Fahney Martin (1)	18	78	15	13	1	1	0	9	0	1	3	2	.192	.231	.213
2B Candy Nelson (2)	18	76	19	12	5	1	0	9	2	3	1	0	.250	.342	.269
LF Count Gedney (2)	18	71	13	5	1	0	0	6	0	3	2	2	.183	.197	.183
Sub Marty Swandell	14	52	12	8	1	0	0	4	4	1	0	1	.231	.250	.286
Sub Frank Fleet	13	53	12	9	1	0	0	6	0	2	1	0	.226	.245	.226
RF Dick Hunt	11	46	15	10	1	1	0	4	1	0	0	1	.326	.391	.347
CF Tom Patterson	12	47	10	6	1	0	0	3	0	2	0	3	.213	.234	.213
Sub Josh Snyder	9	37	6	4	2	0	0	1	1	3	0	0	.162	.216	.184
P George Zettlein (2)	10	34	3	1	0	0	1	0	0	2	0	0	.088	.088	.088
P Joe McDermott	7	32	9	3	3	0	0	3	1	3	0	0	.281	.375	.343
Sub Jim Wood (2)	7	31	6	10	1	1	0	0	4	1	1	0	.194	.290	.286
Sub ? Kavanaugh	5	23	6	3	1	0	0	4	0	0	0	0	.261	.304	.261
Sub Bill Allison	5	19	5	3	0	0	0	1	0	1	0	0	.158	.158	.158
Sub Al Martin	4	18	5	2	0	0	0	1	0	0	0	0	.278	.278	.278
P Martin Malone	4	16	6	2	0	0	0	3	0	3	0	0	.375	.375	.375
Sub William Bestick	4	14	4	0	0	0	0	0	0	0	0	0	.286	.286	.286
Sub David Lenz	4	12	2	1	0	0	0	0	0	0	0	0	.083	.083	.083
Sub Jim Holdsworth (2)	3	11	3	1	1	0	0	0	0	0	0	0	.273	.364	.273
Sub George Fletcher	2	8	2	1	0	0	0	1	0	1	0	0	.250	.250	.250
Sub Nat Jewett	2	8	1	1	0	0	0	0	0	0	0	0	.125	.125	.125
Sub ? McDonald	1	4	0	0	0	0	0	0	0	0	0	0	.000	.000	.000
Sub ? O'Rourke	1	4	0	0	0	0	0	0	0	0	0	0	.000	.000	.000
Sub ? Walksum	1	2	0	0	0	0	0	0	0	0	0	0	.000	.000	.000
	29	1072	248	152	29	9	0	86	18	40	8	13	.231	.275	.244

1B—A. Allison 22, Kavanaugh 4, B. Allison 2, Patterson 1, Swandell 1

2B—Nelson 8, Wood 7, A. Martin 4, Hunt 3, Clinton 3, Fleet 2, B. Allison 1, Swandell 1, Walksum 1

SS—Jim Snyder 25, Holdsworth 3, Clinton 2, McDonald 1

3B—Clinton 11, Fleet 10, Swandell 8, Nelson 3

OF—Gedney 18, Patterson 11, Clinton 9, Josh Snyder 9, F. Martin 9, Nelson 8, Hunt 8, Swandell 4, Fletcher 2, B. Allison 2, Kavanaugh 2, Malone 2, Fleet 2, Jim Snyder 1, A. Allison 1, Zettlein 1
 C—D. Allison 18, Bestick 4, Lenz 4, Jewett 2, Clinton 2, Jim Snyder 1
 P—F. Martin 10, Zettlein 9, McDermott 7, Malone 3, O'Rourke 1

	Pos	G	TC	PO	A	DP	E	PB	FA
Jim Snyder	SS	25	159	25	95	4	39	1	.755
A. Allison	1B	22	243	224	2	6	17	—	.930
D. Allison	C	18	95	75	7	0	13	13	.863
Gedney	LF	18	59	52	0	0	7	—	.881
Patterson	CF@	11	36	28	3	1	5	—	.861
Clinton	3B	11	59	17	25	0	17	2	.712
Fleet	3B	10	70	28	28	1	14	—	.800
P. Martin	P	10	30	11	14	0	5	—	.833
		29	1402	778	340	5	274	34	.803

	G	IP	H	GS	CG	W	L	SO	BB	Sh	Sv	ERA	WP	HR
Fahney Martin (1)	10	85	143	9	9	2	7	3	9	0	0	3.92	3	1
George Zettlein (2)	9	75.1	106	9	8	1	8	8	6	0	0	3.68	6	1
Joe McDermott	7	63	143	7	7	0	7	1	14	0	0	8.14	15	3
Martin Malone	2	18	51	2	2	0	2	0	4	0	0	10.50	0	1
? O'Rourke	1	9	16	1	1	0	1	0	2	0	0	8.00	1	0
—1 forfeit L vs Philadelphia on Aug. 31—														
		259.1	484	29	28	3	25	12	35	0	0	5.55	25	6

WASHINGTON OLYMPICS

Fred Waterman

Olympic Grounds

	G	AB	H	R	2B	3B	HR	RBI	BB	SO	SB	CS	BA	SA	OBP
3B Fred Waterman	9	45	17	13	1	2	0	6	0	0	0	0	.378	.444	.378
P Asa Brainard (1)	9	43	16	8	3	0	0	6	0	0	0	0	.372	.442	.372
C Frank Sellman	9	42	10	3	2	0	0	1	0	1	0	2	.238	.286	.238
SS Wally Goldsmith	9	41	10	4	2	0	0	5	0	0	0	0	.244	.293	.244
1B Clipper Flynn	9	40	9	4	1	0	0	2	0	0	0	0	.225	.250	.225
LF John Glenn (1)	9	39	6	6	0	0	0	3	1	0	0	1	.154	.154	.175
2B Tommy Beals	9	36	11	6	1	1	0	5	1	1	0	0	.306	.389	.324
RF Val Robinson	7	30	6	6	0	0	0	4	1	1	0	0	.200	.200	.226
CF George Heubel	5	23	3	2	0	0	0	1	0	0	0	0	.130	.130	.130
Sub Bob Reach	2	8	2	1	0	0	0	0	0	0	0	0	.250	.250	.250
SUB Henry Burroughs	2	7	1	1	0	0	0	0	1	0	0	0	.143	1.43	.250
Sub Dick Hurley	2	7	0	0	0	0	0	0	0	1	0	0	.000	.000	.000
Sub Bill Barrett	1	4	0	0	0	0	0	0	0	0	0	0	.000	.000	.000
	9	365	91	54	10	3	0	33	4	4	0	3	.249	.293	.257

1B—Flynn 9

2B—Beals 5, Goldsmith 4

SS—Goldsmith 5, Beals 2, Reach 2

3B—Waterman 7, Sellman 2

OF—Glenn 9, Robinson 7, Heubel 5, Burroughs 2, Hurley 2, Beals 2

C—Sellman 7, Waterman 2, Barrett 1

P—Brainard 9

THE ANNUAL RECORD

	Pos	G	TC	PO	A	DP	E	PB	FA
No qualifiers		9	448	237	115	7	96	14	.786

	G	IP	H	GS	CG	W	L	SO	BB	Sh	Sv	ERA	WP	HR
Asa Brainard	9	79	148	9	9	2	7	1	5	0	0	6.38	12	0

WASHINGTON NATIONALS

Warren White

National Grounds

	G	AB	H	R	2B	3B	HR	RBI	BB	SO	SB	CS	BA	SA	OBP
C Bill Lennon	11	54	11	11	1	0	0	6	0	0	0	0	.204	.222	.204
LF Ed Mincher	11	53	5	5	0	0	0	4	0	1	0	0	.094	.094	.094
1B Paul Hines	11	49	11	9	1	0	0	5	0	0	0	0	.224	.245	.224
RF Oscar Bielaski	10	46	8	13	0	0	0	3	0	0	0	0	.174	.174	.174
3B Warren White	10	45	12	7	0	0	0	4	0	0	0	0	.267	.267	.267
P Bill Stearns	11	45	11	8	1	0	0	4	0	0	0	0	.244	.267	.244
2B Holly Hollingshead	9	44	14	12	1	1	0	6	1	0	0	0	.318	.386	.333
SS Jake Doyle	9	41	11	6	1	0	0	9	0	0	0	0	.268	.293	.268
Sub Dennis Coughlin	8	37	11	5	1	0	0	7	0	0	0	0	.297	.324	.297
CF Seem Studley	5	21	2	3	0	0	0	2	0	1	0	0	.095	.095	.095
Sub John Glenn (2)	1	4	2	0	0	0	0	0	0	0	0	0	.500	.500	.500
Sub Joe Miller	1	4	1	0	0	0	0	0	0	0	0	0	.250	.250	.250
Sub ? Spencer	1	4	0	1	0	0	0	0	0	0	0	0	.000	.000	.000
Sub Bill Yeatman	1	4	0	0	0	0	0	0	0	0	0	0	.000	.000	.000
	11	451	99	80	6	1	0	50	1	3	0	0	.220	.237	.221

1B—Hines 9, Miller 1, Coughlin 1, Lennon 1

2B—Hollingshead 9, Coughlin 1, Doyle 1

SS—Doyle 8, Coughlin 1, Spencer 1, White 1

3B—White 9, Hines 2

OF—Mincher 11, Bielaski 10, Studley 5, Coughlin 5, Yeatman 1, Glenn 1

C—Lennon 11, Hines 1

P—Stearns 11

	Pos	G	TC	PO	A	DP	E	PB	FA
Lennon	C	11	51	33	6	0	12	5	.765
Mincher	LF	11	49	40	1	0	8	—	.837
Stearns	P	11	22	3	12	0	7	—	.682
Bielaski	RF	10	19	14	0	0	5	—	.737
		11	431	297	114	2	120	5	.774

	G	IP	H	GS	CG	W	L	SO	BB	Sh	Sv	ERA	WP	HR
Bill Stearns	11	99	193	11	11	0	11	2	3	0	0	6.18	2	2

1873

ROSS BARNES EMERGES AS THE NA'S FIRST GREAT STAR

Despite winning their second consecutive NA pennant, the Boston franchise was in deep financial trouble. Harry Wright's team ended the 1872 season some \$5,000 in arrears, and many Red Stockings went home for the winter without their final paychecks. Compounding the team's plight, in October a fire left much of Boston in ruins.

Fast talking by Wright enabled him to keep most of his nine in the fold, but first baseman Charlie Gould elected to sit out the 1873 season and catcher Cal McVey fled to Baltimore when he was offered the Canaries' captaincy and a substantial pay hike. To fill the void McVey left, Wright garnered Deacon White, set loose when Cleveland folded in 1872, and Gould's spot went to Jack Manning, up from Boston's junior team. When Fraley Rogers threatened to quit the game, Wright pledged his rightfield station to Jim O'Rourke of the defunct Mansfields.

The other NA entries had to do considerable retooling as well. Nick Young, ever restless, organized his third new team in three years. Based in Washington, it hired most of the same cast that had been with the Nationals in 1872 but was known as the Blue Legs, owing to Young's choice of hosiery. Meanwhile Young's old team, the Canaries, faced competition in Baltimore from a second new NA entry, the Marylands. Comprised of local amateurs and a sprinkling of players from the 1871 Kekiongas, the Marylands formed as a co-op team, as did a third newcomer, the Elizabeth Resolutes. Completing the field were the Philadelphia Whites, giving the NA a decidedly provincial flavor in 1873, with two of its nine teams in Philadelphia, three in the Baltimore-Washington area and two, the Mutuals and the Atlantics, whose home park was in Brooklyn.

On the field at least, the game promised a veneer of stability in 1873. The only major rule changes addressed spectator and fielder interference. In the former case, it was stipulated that if a person not part of the game came in contact with a batted or thrown ball, a runner could

BOSTON'S HITS PER GAME AVERAGES

In 1873 the notion of ranking hitters according to their batting averages was not as yet universally accepted. Some analysts preferred to rank players by the number of hits they made per game. Regardless of which method was used, though, mathematical errors were common. Typical is the following chart, listed in the 1874 edition of *Dime Base-Ball Player*, showing the hits per game averages for Boston's players in 1873, as opposed to their currently accepted hits per game averages.

	Dime Base-Ball	Current
Ross Barnes	2.31	2.30
George Wright	2.18	1.68
Deacon White	2.06	2.03
Bob Addy	1.83	1.74
Al Spalding	1.80	1.77
Jim O'Rourke	1.80	1.72
Andy Leonard	1.72	1.66
Jack Manning	1.35	1.28
Harry Schafer	1.41	1.32
Harry Wright	1.24	1.17

no longer be put out until the ball had first been returned to the pitcher while he was inside the pitcher's box. Likewise, beginning in 1873, each base runner was awarded one base if a fielder, in lieu of making a play bare-handed, stopped or caught a batted or thrown ball with his cap. But off the field there were signals that warned of trouble ahead, particularly in Philadelphia, where pool tickets (betting slips) were sold openly in the clubhouse adjacent to the park shared by the Whites and Athletics. Prior to each game it was customary for spectators gathered around the clubhouse to see players in uniform from both teams placing wagers before they set out for the ball field.

The Marylands lasted just six games, the shortest life span of any entry in major league history, before quitting with a .156 team batting average and a runs-for-and-against ratio of 26 to 152. The Resolutes survived until early August, and the reorganized Washington club, although it finished the season, won only eight games and just two of 20 with the top three teams. But the Philadelphia Whites proved to be the most formidable new entry in NA history. No sooner had the Whites posted their \$10 league fee and arranged to share Jefferson Street Grounds with the Athletics than they mercilessly raided their co-tenants. Levi Meyerle, Fred Treacey, Fergy Malone, Ned Cuthbert and Denny Mack all abandoned the old-line Philadelphia team for Whites'



The 1873 Brooklyn Atlantics. The following year Tom Barlow made a rare career move when he converted from catcher to shortstop. In August he was injured in a game against Chicago. Given morphine to deaden the pain, Barlow soon became a hopeless addict and vanished into the nation's netherworld. Reminiscing in *The Sporting News* in 1894, Jack Chapman recalled that Barlow, who weighed only around 125 pounds, had used a "little bat about two feet long" and been the best early-day bunter in the nation, better even than the legendary Dickey Pearce. Barlow is also among the candidates who may have invented the hidden ball trick. Reportedly he would hide the ball under his armpit after getting a throw into home from the outfield and then flip it to a baseman as soon as the runner stepped off the bag to get a lead.

FAMOUS FIRSTS 1

The Elizabeth Resolutes not only were the first major league team from the state of New Jersey, they are New Jersey's only major league entry to date with the sole exception of the 1915 Newark Federal League club. The Resolutes actually played their home games not in Elizabeth but in nearby Waverly, no longer an existing town. Their ballground was at the current site of Weequahic City Park and the B'Nai Jeshurun Cemetery on the Elizabeth/Newark border. The Resolutes' first home game came on April 28, 1873, and their last on July 23. Little more than a month after their stunning win over Boston on Independence Day at South End Grounds, the Resolutes disbanded following a 20-3 loss to the New York Mutuals. New Jersey's first major league team also achieved another distinguished first. The Resolutes were the first club to have two pairs of brothers: the Campbells, Hugh and Mike, and the Allisons, Doug and Art.

MAJOR RECORDS HELD BY ROSS BARNES

National League

Highest Batting Average, Season (1876-92 era): .429 in 1876

Highest Slugging Average, Season (1876-92 era): .590 in 1876

Highest Fielding Average, Second Baseman, Season: .910 in 1876 (broken in 1878)

National Association

Most Hits, Season: 142 in 1875

Most Runs, Season: 125 in 1873

Most Total Bases, Season: 197 in 1873

All-time

Most Runs per at bat, Career (Minimum 2000 at bats): .292 (698 runs in 2391 at bats)

Most Runs per at bat, Season (Minimum 100 runs): .391 (125 runs in 320 at bats, 1873)

Nineteenth century

Highest career batting average, second baseman: .360

Highest career slugging average, second baseman: .468

garb. The upstart club then gambled on George Bechtel, an ex-New York Mutual long suspected of dumping games. To handle the pitching chores, George Zettlein arrived from the disbanded Brooklyn Eckfords, and a few weeks later Zettlein's Eckfords teammate, Jimmy Wood, emerged from a brief retirement to play second base after Bob Addy was released.


By mid-July Zettlein sported a glittering 27-3 record, and the Whites sat atop the NA by eight and a half games. Confident of the pennant, the new Philadelphia entry then took three weeks off from baseball to vacation at Cape May, New Jersey. During the heat of summer the Athletics also closed up shop, but Boston meanwhile began to rally. Following an appallingly embarrassing 11-2 loss to Hugh Campbell of the lowly Resolutes on Independence Day morning, Harry Wright was thankful he'd had the foresight to schedule two games at South End Grounds that day. By lambasting the Resolutes 32-3 in the afternoon contest, the Red Stockings quickly regained their equilibrium and set off in pursuit of the seemingly uncatchable Whites.

Wright, wisely, had put off scheduling most of his team's games with Washington until late in the season when he judged the Blue Legs would be too far off the pace to put up more than token resistance. After the Red Stockings ripped Washington six straight times in September and October, the wins suddenly brought them within striking distance of first place. Al Spalding's 7-5 victory over the Whites on September 15 at Jefferson Street Grounds moved Boston past Baltimore into second place, just four games out of first. Under such relentless pressure the Whites

wilted. Returning to action from its Cape May retreat, the Philadelphia club won just nine of its last 23 games of the season. By the time Boston revisited Jefferson Street Grounds on October 2, mere percentage points separated the two clubs, and an easy 18-7 win gave the Red Stockings a lead they only increased from that point on. When the season closed, the Red Stockings had seven more wins than the Whites, but the pennant was still not quite theirs.

Yet to be settled was the Whites' protest that Boston had used an ineligible player down the stretch, none other than Bob Addy. Upon being released by the Whites, Addy had set out for Rockford, where he'd played in 1871, and hung around town long enough to get into a game there on July 4. Several days later Addy was signed by Boston when Harry Wright decided to move Jim O'Rourke from right field to first base, where rookie Jack Manning had struggled. The Whites argued that Addy's participation in the July 4 Rockford game came under the 60-day rule and therefore all the games he played for Boston prior to September 4 should be forfeited. As always, the Championship Committee vacillated interminably. Not until January 20, 1874, did it decide that the Rockford game was a pickup affair not subject to the 60-day rule and award Boston the 1873 pennant.

Addy's performance in Boston livery no doubt aggrieved the Whites. He hit .355 in the last half of the season as the Red Stockings won 23 of their last 27 games. But the real catalyst of Boston's extraordinary comeback was Ross Barnes. Following up his 1872 batting title with a second straight batting championship, the Boston second baseman also paced the NA in hits, runs, total bases, slugging average and on-base percentage. Boston, as a unit, hit .340 and scored 12.3 runs per game. Minus Barnes's output, Boston's batting average would have been reduced by 12 points, and 17% of its runs would have been lost.



Joe Gerhardt was an 18-year-old rookie shortstop with Washington in 1873. He finished his major league career 18 years later after making just 939 hits in 1,071 games. Prior to 1885, when overhand pitching was legalized in both then-existing major leagues, Gerhardt's hitting bordered on semi-respectable. From that point on he hit just .194 but was nonetheless considered a valuable asset. In 1890, his final full season at age 35, Gerhardt led AA second basemen in every major fielding department including range.

THE SEASONAL RECORD

	G	W	L	Pct	H	R	GB	Attendance
1. Boston Red Stockings	60	43	16	.729	21-7	19-8	—	45,500
2. Philadelphia Whites	53	36	17	.679	23-6	12-10	4	61,500
3. Baltimore Canaries	57	34	22	.607	19-7	15-15	7.5	26,000
4. New York Mutuals	53	29	24	.547	22-11	7-13	11	35,500
5. Philadelphia Athletics	52	28	23	.549	21-13	7-9	11	51,500
6. Brooklyn Atlantics	55	17	37	.315	14-21	3-16	23.5	27,000
@Washington Blue Legs	39	8	31	.205	6-12	2-19	25	8,000
@Elizabeth Resolutes	23	2	21	.087	0-7	2-13	23	2,700
@Maryland	6	0	6	.000	0-5	0-1	16.5	2,500

@ Did not play enough games to qualify for the pennant

Note: Games played at neutral sites are omitted from Home and Road records.

	Bos	Whi	Bal	NY	Ath	Bro	Was	Eli	Mar	Tot
Boston	—	5	7	6	3	9	9	4	*	43
Whites	4	—	6	4	8	7	3	4	*	36
Baltimore	2	3	—	6	3	7	6	3	4	34
New York	3	4	3	—	4	7	4	4	*	29
Athletics	5	1	4	5	—	5	6	2	*	28
Brooklyn	1	2	2	2	4	—	3	3	*	17
Washington	0	2	0	1	0	2	—	1	2	8
Elizabeth	1	0	0	0	1	0	0	0	*	2
Maryland	*	*	0	*	*	*	0	*	—	0
	16	17	22	24	23	37	31	21	6	197

* Teams did not meet one another.

SEASON LEADERS

Batting Average (160 ABs)

1. Barnes, Boston	.431
2. Anson, Athletics	.398
3. White, Boston	.392
4. G. Wright, Boston	.387
5. McVey, Baltimore	.380

Slugging Average

1. Barnes, Boston	.616
2. G. Wright, Boston	.511
3. White, Boston	.508
4. McVey, Baltimore	.490
5. Meyerle, Philadelphia	.479

On-Base Percentage

1. Barnes, Boston	.465
2. Anson, Athletics	.409
3. G. Wright, Boston	.404
4. White, Boston	.392
5. McVey, Baltimore	.390

Total Bases

1. Barnes, Boston	197
2. G. Wright, Boston	165
3. White, Boston	158
4. Pike, Baltimore	133
5. Spalding, Boston	126
O'Rourke, Boston	126

Home Runs

1. Pike, Baltimore	4
2. G. Wright, Boston	3
Meyerle, Whites	3
4. Eight with	2

RBI

1. White, Boston	77
2. Spalding, Boston	71
3. Leonard, Boston	60
Barnes, Boston	60
5. Meyerle, Whites	59

Hits

1. Barnes, Boston	138
2. G. Wright, Boston	125
3. White, Boston	122
4. Spalding, Boston	106
5. Anson, Athletics	101

Runs

1. Barnes, Boston	125
2. G. Wright, Boston	99
3. Spalding, Boston	83
4. Egger, New York	82
5. Leonard, Boston	81

Bases on Balls

1. Barnes, Boston	20
2. Mack, Whites	15
O'Rourke, Boston	15
4. Malone, Whites	14
5. H. Wright, Boston	11
Dehman, Brooklyn	11

Stolen Bases (Data Incomplete)

1. Barnes, Boston	43
2. Leonard, Boston	29
3. White, Boston	19
4. Schafer, Boston	14
Cuthbert, Whites	14

Strikeouts

1. Britt, Brooklyn	14
Manning, Boston	14
3. Murnane, Athletics	13
4. Mack, Whites	9
Dehلمان, Brooklyn	9

OPS

1. Barnes, Boston	1.080
2. G. Wright, Boston	.914
3. White, Boston	.900
4. McVey, Baltimore	.879
5. Anson, Athletics	.858

PITCHING**Wins**

1. Spalding, Boston	41
2. Zettlein, Whites	36
3. Mathews, New York	29
4. Cummings, Baltimore	28
5. McBride, Athletics	24

Losses

1. Britt, Brooklyn	36
2. Stearns, Washington	25
3. Mathews, New York	23
4. McBride, Athletics	19
5. H. Campbell, Elizabeth	16

Innings

1. Spalding, Boston	496.2
2. Britt, Brooklyn	480.2
3. Zettlein, Whites	460
4. Mathews, New York	443
5. McBride, Athletics	382.2

Complete Games

1. Britt, Brooklyn	51
2. Zettlein, Whites	49
3. Mathews, New York	47
4. Spalding, Boston	46
5. Cummings, Baltimore	42

Strikeouts

1. Mathews, New York	79
2. Spalding, Boston	50
3. Cummings, Baltimore	34
4. Zettlein, Whites	29
5. McBride, Athletics	25

Winning Percentage (20 decisions)

1. Spalding, Boston	.745
2. Zettlein, Whites	.706
3. Cummings, Baltimore	.667
4. McBride, Athletics	.558
Mathews, New York	.558

ERA (60 innings)

1. Fisher, Athletics	1.81
2. Mathews, New York	2.58
3. Cummings, Baltimore	2.80
4. Zettlein, Whites	2.86
5. H. Campbell, Elizabeth	2.95

Lowest On-Base Percentage

1. Fisher, Athletics	.250
2. Mathews, New York	.274
3. McBride, Athletics	.281
4. Cummings, Baltimore	.287
5. Spalding, Boston	.296

Lowest Batting Average

1. Fisher, Athletics	.231
2. Mathews, New York	.251
3. McBride, Athletics	.262
4. Cummings, Baltimore	.274
5. Zettlein, Whites	.284

FIELDING**Putouts**

1B	
Dehلمان, Athletics	682
E. Mills, Baltimore	514
Mack, Whites	429

Assists

Start, New York	18
O'Rourke, Boston	11
Dehلمان, Brooklyn	9

Fielding Average

E. Mills, Baltimore	.949
Start, New York	.943
Mack, Whites	.938

2B

Burdock, Athletics	170
Barnes, Boston	167
Carey, Baltimore	133

Barnes, Boston	168
Burdock, Brooklyn	166
Carey, Baltimore	136

Barnes, Boston	.857
Wood, Whites	.856
Fisler, Athletics	.855

3B

Ferguson, Brooklyn	109
Hatfield, New York	105
Schafer, Baltimore	90

Ferguson, Brooklyn	211
Sutton, Athletics	113
Meyerle, Whites	106
W. White, Washington	108

Sutton, Athletics	.803
Meyerle, Athletics	.7462
Ferguson, Brooklyn	.7459

SS

G. Wright, Boston	89
Fulmer, Whites	81
Holdsworth, New York	78

G. Wright, Boston	247
Pearce, Brooklyn	233
Fulmer, Whites	220

G. Wright, Boston	.826
McGeary, Athletics	.804
Fulmer, Whites	.801

RF

Bechtel, Whites	84
Fisher, Athletics	63
Bielaski, Washington	60

Fisher, Athletics	12
Boyd, Brooklyn	10
Pike, Baltimore	9

Bechtel, Whites	.853
Bielaski, Washington	.779
Addy, Whites-Boston	.750

THE ANNUAL RECORD

Putouts		Assists		Fielding Average	
CF					
Eggler, New York	119	H. Wright, Boston	11	Eggler, New York	.856
Treacey, Whites	107	Treacey, Whites	10	H. Wright, Boston	.819
Remsen, Brooklyn	106	Eggler, New York	6	Remsen, Brooklyn	.793
LF					
Gedney, New York	185	Leonard, Boston	17	Hines, Washington	.879
York, Baltimore	181	York, Baltimore	10	York, Baltimore	.872
Pabor, Brooklyn	138	Gedney, New York	10	Gedney, New York	.852
C					
D. White, Boston	227	Barlow, Brooklyn	58	Malone, Whites	.898
Malone, Whites	198	Malone, Whites	48	Clapp, Athletics	.893
Clapp, Athletics	182	D. White, Boston	45	D. White, Boston	.842
P					
Spalding, Boston	36	Spalding, Boston	125	Zettlein, Whites	.865
Mathews, New York	27	Zettlein, Whites	93	Spalding, Boston	.855
Zettlein, Whites	22	Britt, Brooklyn	71	McBride, Athletics	.853
McBride, Athletics	22				
Double Plays		Errors		TC/Game	
1B					
E. Mills, Baltimore	24	Dehlman, Brooklyn	55	Dehlman, Brooklyn	13.8
O'Rourke, Boston	23	Glenn, Washington	36	Anson, Athletics	12.2
Dehlman, Brooklyn	21	Anson, Athletics	35	Mack, Whites	11.1
2B					
Wood, Whites	26	Burdock, Brooklyn	75	Barnes, Boston	8.3
Barnes, Boston	25	Barnes, Boston	56	Burdock, Brooklyn	7.5
Carey, Baltimore	21	Carey, Baltimore	49	Wood, Whites	7.1
3B					
Schafer, Boston	11	Ferguson, Brooklyn	109	Ferguson, Brooklyn	8.6
W. White, Washington	9	W. White, Washington	72	W. White, Washington	7.3
Ferguson, Brooklyn	9	Schafer, Boston	71	Hatfield, New York	5.6
SS					
G. Wright, Boston	17	Pearce, Brooklyn	77	Fulmer, Whites	7.7
Fulmer, Whites	15	Fulmer, Whites	75	G. Wright, Boston	6.9
Holdsworth, New York	10	G. Wright, Boston	71	Pearce, Brooklyn	6.3
Pearce, Brooklyn	10				
RF					
Pike, Baltimore	5	Fisher, Athletics	28	Fisher, Athletics	2.51
Fisher, Athletics	3	Pike, Baltimore	19	Bielaski, Washington	2.47
Bechtel, Whites	2	Boyd, Brooklyn	19	Bechtel, Whites	2.1
		Bielaski, Washington	19		
CF					
Treacey, Whites	4	Treacey, Whites	37	Treacey, Whites	2.9
Remsen, Brooklyn	2	Remsen, Brooklyn	28	Eggler, New York	2.8
Four with	1	Eggler, New York	21	Remsen, Brooklyn	2.7
LF					
Gedney, New York	4	York, Baltimore	38	Gedney, New York	4.3
Six tied with	1	Gedney, New York	34	York, Baltimore	3.9
		Pabor, Brooklyn	33	Pabor, Brooklyn	3.2

Double Plays		Errors		TC/Game	
C					
Malone, Whites	7	Barlow, Brooklyn	67	Snyder, Washington	6.1
D. White, Boston	7	Hicks, New York	55	D. White, Boston	5.8
Hicks, New York	4	D. White, Boston	51	Clapp, Athletics	5.7
D. Allison, Resolutes-NY	4				

Leaders in Passed Balls: D. White, Boston (74); Clapp, Athletics (53); Snyder, Washington (53)

P					
Spalding, Boston	5	Britt, Brooklyn	32	H. Campbell, Elizabeth	3.5
Zettlein,	4	Mathews, New York	24	Spalding, Boston	3.3
Cummings, Baltimore	2	Spalding, Boston	21	Zettlein, Whites	2.6
McBride, Athletics	2				

BOSTON

Harry Wright

South End Grounds I

	G	AB	H	R	2B	3B	HR	RBI	BB	SO	SB	CS	BA	SA	OBP
SS George Wright	59	323	125	99	17	7	3	43	9	2	9	9	.387	.511	.404
2B Ross Barnes	60	320	138	125	31	11	2	60	20	2	43	6	.431	.616	.465
P Al Spalding	60	323	106	83	15	1	1	71	3	2	9	0	.328	.390	.334
C Deacon White	60	311	122	79	17	8	1	77	0	2	19	3	.392	.508	.392
LF Andy Leonard	58	300	96	81	13	6	0	60	2	0	29	9	.320	.403	.325
3B Harry Schafer	60	296	79	65	12	2	2	42	3	4	14	7	.267	.341	.274
UT Jim O'Rourke	57	280	98	79	21	2	1	49	15	3	9	5	.350	.450	.383
CF Harry Wright	58	263	68	57	7	3	2	36	11	4	3	2	.259	.331	.288
1B Jack Manning	32	154	41	28	4	1	0	21	1	14	5	2	.266	.305	.271
RF Bob Addy (2)	31	152	54	37	6	3	1	32	2	1	6	5	.355	.434	.364
Sub Dave Birdsall	3	11	1	4	0	0	0	0	2	0	0	0	.091	.091	.231
Sub Fraley Rogers	2	11	4	2	1	0	0	3	0	2	0	0	.364	.455	.364
Sub Charlie Sweasy	1	4	1	0	0	0	0	0	0	0	0	0	.250	.250	.250
	60	2748	933	739	144	44	13	489	68	36	145	48	.340	.438	.355

1B—O'Rourke 34, Manning 28, Leonard 2, Rogers 2

2B—Barnes 47, Leonard 12, Sweasy 1

SS—G. Wright 59, Leonard 1

3B—Schafer 47, Barnes 13

OF—H. Wright 58, Leonard 45, Addy 31, O'Rourke 21, Spalding 14, Schafer 13, White 12, Manning 5, Birdsall 3

C—White 56, O'Rourke 9

P—Spalding 60, H. Wright 13

	Pos	G	TC	PO	A	DP	E	PB	FA
Spalding	P	60	182	36	125	5	21	—	.885
"	CF	14	6	5	0	0	1	—	.833
G. Wright	SS	59	407	89	247	17	71	—	.826
H. Wright	CF	58	83	60	8	1	15	—	.819
"	P	13	7	2	3	1	2	—	.714
White	C	56	323	227	45	7	51	74	.842
"	OF	12	7	4	1	0	2	—	.714
Barnes	2B	47	391	167	168	25	56	—	.857
"	3B	13	79	31	29	5	19	—	.759
Schafer	3B	47	239	90	78	11	71	—	.703
"	LF	13	41	28	2	1	11	—	.731
Leonard	LF	45	128	79	17	1	32	—	.762
"	2B	12	75	30	31	6	14	—	.813
O'Rourke	1B	34	388	344	10	23	34	5	.912
"	RF	21	24	11	4	0	9	—	.625

THE ANNUAL RECORD

	Pos	G	TC	PO	A	DP	E	PB	FA						
Addy	RF	31	44	30	3	0	11	—	.750						
Manning	1B	28	337	300	10	16	27	—	.920						
		60	2874	1608	801	46	472	79	.836						
	G	IP	H	GS	CG	W	L	SO	BB	Sh	Sv	ERA	WP	HR	
Al Spalding	60	496.2	643	54	46	41	14	31	28	1	3	2.99	11	5	
Harry Wright	13	39.1	65	6	0	2	2	0	6	5	4	4.26	2	0	
		536	708	60	47	43	16	55	42	1	7	3.07	13	5	

PHILADELPHIA WHITES

Fergy Malone

Athletic Park

	G	AB	H	R	2B	3B	HR	RBI	BB	SO	SB	CS	BA	SA	OBP	
LF Ned Cuthbert	51	279	77	78	5	3	2	34	2	4	14	2	.276	.337	.281	
C Fergy Malone	53	259	75	59	11	2	0	41	14	7	6	1	.290	.347	.326	
RF George Bechtel	53	258	63	53	12	1	1	39	9	1	2	1	.244	.310	.270	
CF Fred Treacey	51	243	62	49	7	2	1	31	5	7	4	3	.255	.313	.270	
P George Zettlein	51	241	50	39	2	0	0	21	1	4	4	0	.207	.216	.211	
3B Levi Meyerle	49	238	83	53	14	4	3	59	2	0	5	0	.349	.479	.354	
SS Chick Fulmer	49	236	66	42	11	3	1	38	2	4	3	1	.280	.364	.286	
2B Jimmy Wood	42	209	67	67	11	1	0	27	8	1	9	3	.321	.383	.346	
1B Denny Mack	48	205	60	55	5	0	0	19	15	9	6	2	.293	.317	.341	
UT Jim Devlin	23	99	24	18	4	4	0	10	2	4	0	0	.242	.364	.257	
Sub Bob Addy (1)	10	51	16	12	1	0	0	10	2	0	1	1	.314	.333	.340	
Sub Johnny Ryan	2	8	2	1	0	0	0	1	0	0	0	0	.250	.250	.250	
		53	2325	645	526	83	20	8	326	62	41	54	14	.277	.341	.296

1B—Mack 42, Devlin 12, Ryan 1, Fulmer 1, Zettlein 1

2B—Wood 42, Addy 10, Mack 1

SS—Fulmer 49, Devlin 5, Malone 1, Mack 3, Meyerle 1

3B—Meyerle 48, Devlin 6

OF—Bechtel 52, Treacey 51, Cuthbert 51, Mack 4, Devlin 1, Ryan 1

C—Malone 53, Fulmer 1

P—Zettlein 51, Bechtel 3, Fulmer 2

	Pos	G	TC	PO	A	DP	E	PB	FA
Malone	C	53	274	198	48	7	28	36	.898
Bechtel	RF@	52	109	84	9	2	16	—	.853
Treacey	CF@	51	155	108	10	4	37	—	.761
Zettlein	P	51	133	22	93	4	18	—	.865
Cuthbert	LF	51	133	110	2	1	21	—	.842
Fulmer	SS	49	376	81	220	15	75	2	.801
Meyerle	3B	48	260	86	108	7	66	—	.746
Mack	1B	42	466	429	8	20	29	—	.938
Wood	2B	42	299	141	115	26	43	—	.856
Devlin	1B	12	130	118	4	9	8	—	.938
Addy	2B	10	55	24	23	2	8	—	.855
		53	2500	1443	678	43	378	38	.849

	G	IP	H	GS	CG	W	L	SO	BB	Sh	Sv	ERA	WP	HR
George Zettlein	51	460	594	51	49	36	15	29	41	0	0	2.86	12	3
George Bechtel	3	16	27	2	1	0	2	0	2	0	0	4.50	0	0
Chick Fulmer	2	5	7	0	0	0	0	0	1	0	0	2.57	0	0
		481	628	53	50	36	17	29	44	0	0	2.92	12	3

BALTIMORE

Cal McVey (20-13) Tom Carey (14-9)

Newington Park

	G	AB	H	R	2B	3B	HR	RBI	BB	SO	SB	CS	BA	SA	OBP
2B Tom Carey	56	291	98	76	18	3	1	55	1	4	2	3	.337	.430	.339
RF Lip Pike	56	285	90	71	15	8	4	51	8	4	8	1	.316	.467	.344
LF Tom York	57	278	84	70	11	7	2	50	3	4	4	1	.302	.414	.310
1B Ev Mills	54	262	87	64	20	9	0	56	2	1	1	0	.332	.477	.337
SS John Radcliff	45	244	70	59	5	0	0	33	4	2	0	0	.287	.307	.298
3B Davy Force	49	233	85	77	10	1	0	30	9	1	1	0	.365	.416	.388
C Bill Craver	41	197	57	45	9	3	0	26	2	3	5	4	.289	.365	.296
UT Cal McVey	38	192	73	49	5	5	2	35	3	2	2	1	.380	.490	.390
P Candy Cummings	42	192	48	30	5	0	0	36	5	5	1	0	.250	.276	.269
CF George Hall	35	168	58	44	6	4	0	30	2	1	0	0	.345	.429	.353
C Scott Hastings	30	145	41	41	4	0	0	15	4	1	4	2	.283	.310	.302
P Asa Brainard	16	69	18	18	1	0	0	9	0	0	0	0	.261	.275	.261
Sub Bill Barrett	2	4	1	0	0	0	0	0	0	0	0	1	.250	.250	.250
	57	2560	810	644	109	40	9	425	43	30	28	13	.316	.401	.328

1B—Mills 53, McVey 3, Craver 3

2B—Carey 54, McVey 4, Pike 2, Hastings 1, Radcliff 1, Brainard 1

SS—Radcliff 23, Force 17, Craver 15, McVey 5, Carey 3, Barrett 1

3B—Force 34, Radcliff 24, Carey 4, McVey 2

OF—York 57, Pike 56, Hall 35, Hastings 12, Craver 7, McVey 6, Brainard 2, Barrett 1, Mills 1

C—McVey 25, Craver 22, Hastings 19

P—Cummings 42, Brainard 14, Force 3

	Pos	G	TC	PO	A	DP	E	PB	FA
York	LF@	57	219	181	10	1	28	—	.872
Pike	RF@	56	75	47	9	4	19	—	.747
Carey	2B	54	320	135	136	21	49	—	.847
Mills	1B	53	551	515	8	24	28	—	.949
Cummings	P	42	74	20	42	2	12	—	.838
Hall	CF	35	104	87	3	0	14	—	.860
Force	3B	34	159	59	73	1	27	—	.830
"	SS	17	108	32	60	5	16	—	.852
McVey	C	25	107	82	15	0	10	9	.907
Radcliff	3B	24	149	36	79	2	34	—	.772
"	SS	23	125	35	56	3	34	—	.728
Craver	C	22	105	77	21	2	7	11	.933
"	SS	15	87	24	45	5	18	—	.793
Hastings	C	19	101	81	10	2	10	19	.900
"	CF	12	20	18	0	0	2	—	.900
Brainard	P	14	21	2	14	0	5	—	.762
		57	2520	1526	628	33	345	33	.862

THE ANNUAL RECORD

	G	IP	H	GS	CG	W	L	SO	BB	Sh	Sv	ERA	WP	HR
Candy Cummings	42	382	475	42	42	28	14	34	33	1	0	2.80	10	4
Asa Brainard	14	108.2	182	14	12	5	7	3	9	0	0	4.14	3	0
Davy Force	3	18	23	1	1	1	1	0	1	0	0	2.50	1	0
		508.2	680	57	55	34	22	37	43	1	0	3.08	14	4

NEW YORK

John Hatfield (11-17) Joe Start (18-7)

Union Grounds (Brooklyn)

	G	AB	H	R	2B	3B	HR	RBI	BB	SO	SB	CS	BA	SA	OBP
CF Dave Egler	53	268	90	82	13	4	0	35	6	2	3	2	.336	.414	.348
3B John Hatfield	52	255	78	54	5	6	2	46	3	2	2	0	.306	.396	.314
1B Joe Start	53	252	67	42	8	3	1	29	4	0	1	0	.266	.333	.277
UT Dick Higham	49	244	77	57	5	4	0	34	2	1	2	2	.316	.369	.321
SS Jim Holdsworth	53	232	75	46	4	8	0	28	0	4	1	0	.323	.409	.323
LF Count Gedney	53	225	60	41	5	5	1	24	6	4	1	0	.267	.347	.286
P Bobby Mathews	52	223	43	40	3	3	0	14	10	3	1	1	.193	.233	.227
2B Candy Nelson	36	168	55	28	4	1	0	22	1	2	2	0	.327	.363	.331
RF Fahney Martin	31	140	31	12	1	0	0	14	0	4	1	1	.221	.299	.221
C Nat Hicks	28	120	29	12	1	2	1	14	8	0	2	1	.242	.308	.289
C Doug Allison (2)	12	48	10	6	0	0	0	3	1	0	0	0	.208	.208	.240
Sub Steve Bellan	7	32	7	4	2	0	0	3	2	0	0	0	.219	.281	.265
Sub Nealy Phelps	2	6	0	0	0	0	0	0	0	0	0	0	.000	.000	.000
	53	2211	622	424	51	36	5	266	43	22	16	7	.281	.344	.295

1B—Start 53, Nelson 1, Phelps 1

2B—Nelson 27, Higham 18, Hatfield 11, Bellan 3

SS—Holdsworth 53

3B—Hatfield 45, Bellan 7, Nelson 5, Egler 1

OF—Egler 53, Gedney 53, Martin 30, Higham 18, Nelson 6, Mathews 5, Start 2, Phelps 1, Hatfield 1, Allison 1

C—Hicks 28, Higham 17, Allison 11, Nelson 1

P—Mathews 52, Martin 6

	Pos	G	TC	PO	A	DP	E	PB	FA
Start	1B	53	457	413	18	20	26	—	.943
Holdsworth	SS	53	291	78	146	10	67	—	.770
Gedney	LF	53	229	185	10	4	34	—	.852
Egler	CF	53	146	119	6	1	21	—	.856
Mathews	P	52	109	27	58	1	24	—	.780
Hatfield	3B	45	253	105	83	5	65	—	.743
"	2B	11	61	29	21	1	11	—	.820
Martin	RF	30	25	17	0	0	8	—	.680
Hicks	C	28	248	170	23	4	55	32	.778
Nelson	2B	27	128	58	53	4	17	0	.867
Higham	2B	18	82	35	25	8	22	—	.732
"	RF	18	24	17	1	1	6	—	.750
"	C	17	136	98	16	1	22	29	.838
D. Allison	C	11	68	49	10	1	9	10	.868
		53	2345	1431	495	28	425	71	.819

	G	IP	H	GS	CG	W	L	SO	BB	Sh	Sv	ERA	WP	HR
Bobby Mathews	52	443	489	52	47	29	23	79	62	2	0	2.58	22	5
Fahney Martin	6	34	50	1	1	0	1	1	6	0	0	3.44	1	0
	477	539	53	48	29	24	80	68	2	0	2.64	23	5	

PHILADELPHIA ATHLETICS

Dick McBride

Athletic Park

	G	AB	H	R	2B	3B	HR	RBI	BB	SO	SB	CS	BA	SA	OBP
SS Mike McGeary	52	275	83	63	8	1	0	31	1	1	4	6	.302	.338	.304
1B Cap Anson	52	254	101	53	9	2	0	36	5	2	1	2	.398	.449	.409
P Dick McBride	49	253	71	41	7	0	0	40	2	0	1	0	.281	.304	.286
RF Cherokee Fisher	51	253	66	50	4	3	1	37	4	5	2	2	.261	.312	.272
3B Ezra Sutton	51	242	81	51	7	6	0	33	2	2	1	3	.335	.413	.340
LF John McMullin	52	227	62	54	7	1	0	28	8	4	9	1	.273	.313	.298
2B West Fisler	44	218	75	44	11	4	1	41	2	2	3	1	.344	.445	.350
C John Clapp	45	204	62	36	10	2	1	27	2	2	4	5	.304	.387	.311
CF Tim Murnane	41	176	39	53	2	1	1	10	8	13	8	2	.222	.261	.255
Sub Count Sensenderfer	20	86	24	12	1	0	0	8	0	2	0	2	.279	.291	.279
Sub Al Reach	16	73	16	13	5	1	0	9	0	0	2	0	.219	.315	.219
Sub Joe Battin	1	5	3	4	0	0	0	2	1	0	0	0	.600	.600	.667
	52	2267	683	474	71	21	4	302	35	33	36	24	.301	.356	.312

1B—Anson 36, Murnane 10, Fisler 10, Fisher 1, Sensenderfer 1

2B—Fisler 36, Murnane 6, Reach 9, Anson 3, Fisher 3, Sutton 2, Clapp 1

SS—McGeary 44, Sutton 8, Clapp 6

3B—Sutton 43, Anson 11, McGeary 1

OF—McMullin 51, Fisher 45, Murnane 29, Sensenderfer 19, McBride 11, Reach 7, Anson 3, Battin 1, Clapp 1

C—Clapp 43, McGeary 13, Anson 3

P—McBride 46, Fisher 13, McMullin 1

	Pos	G	TC	PO	A	DP	E	PB	FA
McMullin	LF	51	146	117	3	1	26	—	.822
McBride	P	46	95	22	59	2	14	—	.853
"	RF	11	9	4	0	0	5	—	.444
Fisher	RF@	45	113	72	12	3	29	—	.743
"	P	13	20	8	8	0	4	—	.800
McGeary	SS	44	255	58	147	9	50	—	.804
"	C	13	55	36	8	0	11	11	.800
Clapp	C	43	243	182	35	2	26	53	.893
Sutton	3B	43	233	74	113	3	46	—	.803
Anson	1B	36	440	396	9	19	35	5	.920
"	2B	11	53	27	16	1	10	—	.811
Fisler	2B	36	248	99	113	19	36	—	.855
"	1B	10	87	72	2	3	13	—	.851
Murnane	CF@	29	65	49	2	0	14	—	.785
"	1B	10	97	81	4	1	12	—	.876
Sensenderfer	CF	19	52	42	1	0	9	—	.827
		52	2430	1425	622	30	390	69	.840

THE ANNUAL RECORD

	G	IP	H	GS	CG	W	L	SO	BB	Sh	Sv	ERA	WP	HR
Dick McBride	46	382.2	453	46	38	24	19	25	47	3	0	3.34	7	3
Cherokee Fisher	13	84.1	90	5	5	3	4	14	10	0	2	1.81	6	1
John McMullin	1	8	10	1	1	1	0	2	1	0	0	2.25	0	0
		475	553	52	44	28	23	41	58	3	2	3.05	13	4

BROOKLYN

Bob Ferguson

Union Grounds

	G	AB	H	R	2B	3B	HR	RBI	BB	SO	SB	CS	BA	SA	OBP
C Tom Barlow	55	269	74	48	0	2	1	12	5	1	3	4	.275	.301	.288
SS Dickey Pearce	55	262	72	42	6	0	1	26	8	2	3	0	.275	.309	.296
2B Jack Burdock	55	245	62	56	7	1	2	36	7	4	3	2	.253	.314	.274
P Jim Britt	54	240	47	29	3	0	0	13	8	14	1	1	.196	.208	.222
LF Charlie Pabor	55	228	82	36	9	3	0	41	6	3	2	0	.360	.425	.376
3B Bob Ferguson	51	228	59	36	3	5	0	25	4	8	1	2	.259	.316	.272
RF Bill Boyd	48	228	63	31	5	4	1	30	2	4	1	1	.276	.346	.283
1B Dutch Dehlman	54	219	52	50	5	1	0	18	11	9	5	0	.237	.274	.269
CF Jack Remsen	50	207	61	29	5	6	1	29	2	2	1	2	.295	.386	.301
SUB Eddie Booth (2)	16	70	14	8	3	1	0	7	2	0	0	1	.200	.271	.222
Sub Herm Doscher	1	6	1	1	0	0	0	1	0	0	0	0	.167	.167	.167
Sub Harry Kessler	1	5	1	0	0	0	0	1	0	0	0	0	.200	.200	.200
	55	2207	588	366	46	23	6	242	55	47	20	13	.266	.316	.284

1B—Dehlman 54, Kessler 1, Pearce 1
 2B—Burdock 55, Pearce 1, Barlow 1
 SS—Pearce 55, Dehlman 1, Barlow 1
 3B—Ferguson 50, Boyd 8
 OF—Pabor 55, Remsen 50, Boyd 43, Booth 16, Doscher 1
 C—Barlow 55, Burdock 2
 P—Britt 54, Ferguson 4

	Pos	G	TC	PO	A	DP	E	PB	FA
Burdock	2B	55	411	170	166	24	75	0	.818
Pearce	SS	55	346	36	233	13	77	—	.778
Barlow	C	55	282	157	58	3	67	34	.785
Pabor	LF	55	175	138	4	1	33	—	.811
Dehlman	1B	54	746	682	9	25	55	—	.926
Britt	P	54	115	12	71	1	32	—	.722
Ferguson	3B	50	429	109	211	10	109	—	.746
Remsen	CF	50	135	102	5	2	28	—	.793
Boyd	RF	43	67	38	10	1	19	—	.716
Booth	RF@	16	33	23	3	0	7	—	.788
		55	2801	1500	796	30	515	34	.817

	G	IP	H	GS	CG	W	L	SO	BB	Sh	Sv	ERA	WP	HR
Jim Britt	54	480.2	696	54	51	17	36	16	41	1	0	4.08	15	6
Bob Ferguson	4	19.1	41	1	1	0	1	0	2	0	0	5.59	0	2
		500	737	55	52	17	37	16	43	1	0	4.14	15	8

WASHINGTON

Nick Young

Olympic Grounds

	G	AB	H	R	2B	3B	HR	RBI	BB	SO	SB	CS	BA	SA	OBP
1B John Glenn	39	186	49	39	9	2	1	22	3	1	3	1	.263	.349	.275
LF Paul Hines	39	181	60	33	6	3	1	29	1	2	0	1	.331	.414	.335
RF Oscar Bielaski	38	173	49	35	3	2	0	20	4	6	1	3	.283	.323	.299
2B Tommy Beals	37	169	46	35	9	5	0	22	1	1	3	0	.272	.385	.276
3B Warren White	39	160	43	29	3	4	0	20	0	1	2	1	.269	.338	.269
SS John Donnelly	30	137	35	15	2	0	0	19	1	0	0	0	.255	.270	.261
CF Holly Hollingshead	30	136	35	25	2	2	0	22	0	5	0	0	.257	.301	.257
P Bill Stearns	32	133	24	22	0	0	0	8	4	9	0	0	.180	.180	.204
C Pop Snyder	28	107	21	16	2	0	0	3	3	4	0	1	.196	.215	.218
3B Fred Waterman	15	80	28	20	1	1	0	12	1	1	0	0	.350	.388	.358
Sub Joe Gerhardt	13	57	12	6	3	0	0	9	0	6	0	1	.211	.263	.211
P John Greason	7	27	4	4	0	0	0	1	1	1	1	0	.148	.148	.179
Sub Ed Atkinson	2	8	0	2	0	0	0	0	0	0	0	0	.000	.000	.000
Sub Bob Reach	1	5	1	1	0	0	0	0	0	0	0	0	.200	.200	.200
Sub Howard Wall	1	3	1	1	0	0	0	0	1	0	0	0	.333	.333	.500
	39	1560	408	283	40	19	2	187	20	36	11	8	.262	.315	.271

1B—Glenn 39

2B—Beals 26, Donnelly 12, Hines 2, Hollingshead 2

SS—Donnelly 13, Gerhardt 13, Waterman 9, White 3, Reach 1, Wall 1

3B—White 37, Waterman 2, Donnelly 1

OF—Bielaski 38, Hines 36, Hollingshead 30, Donnelly 6, Waterman 4, Snyder 3, Atkinson 2, Beals 1

C—Snyder 28, Beals 13, Hines 1

P—Stearns 32, Greason 7

	Pos	G	TC	PO	A	DP	E	PB	FA
Glenn	1B	39	424	384	4	18	36	—	.915
Bielaski	RF@	38	94	64	7	0	23	—	.763
White	3B	37	265	85	108	8	72	—	.728
Hines	LF	36	109	83	4	0	22	0	.879
Stearns	P	32	61	17	27	1	17	—	.721
Hollingshead	CF	30	85	65	5	0	15	—	.824
Snyder	C	28	171	96	44	3	31	53	.819
Beals	2B	26	207	99	81	14	27		.870
"	C	13	43	28	12	1	3	11	.930
Gerhardt	SS	13	69	9	40	4	20	—	.710
Donnelly	SS	13	72	16	38	4	18	—	.750
"	2B	12	82	36	36	1	10		.878
		39	1840	1038	468	27	348	64	.812

	G	IP	H	GS	CG	W	L	SO	BB	Sh	Sv	ERA	WP	HR
Bill Stearns	32	283	481	32	32	7	25	5	16	0	0	4.61	7	8
John Greason	7	63	113	7	7	1	6	5	10	0	0	5.86	7	3
		346	594	39	39	8	31	10	26	0	0	4.84	14	11

ELIZABETH

Doug Allison

Waverly Fair Grounds

	G	AB	H	R	2B	3B	HR	RBI	BB	SO	SB	CS	BA	SA	OBP
RF Henry Austin	23	101	25	10	3	3	0	11	0	5	1	1	.248	.337	.248
CF Art Allison	23	100	32	12	2	0	0	11	0	2	0	0	.320	.340	.320
2B Frank Fleet	22	89	23	11	3	0	0	10	1	3	0	2	.258	.292	.267
P Hugh Campbell	22	86	13	9	0	1	0	7	1	1	1	0	.151	.174	.161
C Doug Allison (1)	19	80	24	11	6	0	0	8	2	1	0	0	.300	.375	.317
1B Mike Campbell	21	84	12	9	2	0	0	2	2	6	1	0	.143	.167	.163
LF Eddie Booth (1)	18	74	21	11	5	2	0	6	0	1	0	0	.284	.405	.284
3B Alexander Nevin	13	55	11	7	1	2	0	1	1	4	0	0	.200	.291	.214
Sub Ben Laughlin	12	51	12	3	0	0	0	5	0	1	0	0	.235	.235	.235
Sub John Farrow	12	48	8	2	1	0	0	3	0	3	0	0	.167	.188	.167
SS Favel Wordsworth	12	40	10	5	0	0	0	3	2	1	1	0	.250	.250	.286
Sub Jim Clinton	9	39	9	5	2	0	0	4	0	2	0	1	.231	.282	.231
Sub Marty Swandell	1	9	1	1	0	0	0	1	0	0	0	0	.111	.111	.111
P Len Lovett	1	5	2	1	0	0	0	1	0	0	0	0	.400	.400	.400
Sub Fred Crane	1	4	1	0	0	0	0	1	0	0	0	0	.250	.250	.250
Sub Rynie Wolters	1	4	0	1	0	0	0	0	0	0	0	0	.000	.000	.000
	23	869	204	98	25	8	0	74	9	30	4	4	.235	.282	.243

1B—M. Campbell 18, A. Allison 3, Swandell 2, Fleet 1, Farrow 1

2B—Laughlin 12, Fleet 9, H. Campbell 1, Crane 1, Booth 1

SS—Wordsworth 11, Fleet 9, M. Campbell 3, Farrow 1, H. Campbell 1

3B—Nevin 12, Clinton 9, Fleet 2

OF—Austin 23, A. Allison 21, Booth 17, Farrow 3, D. Allison 2, Nevin 1, M. Campbell 1, H. Campbell 1, Wordsworth 1

C—D. Allison 18, Farrow 9, A. Allison 1

P—H. Campbell 19, Fleet 3, Wolters 1, Lovett 1

	Pos	G	TC	PO	A	DP	E	PB	FA
Austin	CF@	23	54	35	4	1	15	—	.722
A. Allison	CF@	21	46	37	2	1	7	3	.848
H. Campbell	P	19	67	6	41	0	20	—	.701
M. Campbell	1B	18	245	225	2	5	18	—	.927
D. Allison	C	18	79	47	17	3	15	4	.810
Booth	LF@	17	33	27	1	0	5	—	.848
Laughlin	2B	12	102	36	38	6	28	—	.725
Nevin	3B	12	57	11	22	0	24	—	.579
Wordsworth	SS	11	70	8	37	1	25	—	.643
		23	1160	621	292	9	244	11	.789

	G	IP	H	GS	CG	W	L	SO	BB	Sh	Sv	ERA	WP	HR
Hugh Campbell	19	165	251	18	18	2	16	7	8	0	0	2.95	2	6
Frank Fleet	3	24	57	3	2	0	3	1	0	0	0	5.25	0	0
Rynie Wolters	1	9	13	1	1	0	1	1	1	0	0	0.00	0	0
Len Lovett	1	9	22	0	0	0	1	1	1	0	0	7.00	0	0
		207	343	23	22	2	21	10	10	0	0	3.26	2	6

MARYLAND**Bill Smith**

Newington Park

	G	AB	H	R	2B	3B	HR	RBI	BB	SO	SB	CS	BA	SA	OBP
3B Harry Kohler	6	25	3	1	0	0	0	0	0	1	0	0	.120	.120	.120
SS John Smith	5	23	4	2	1	0	0	1	0	1	0	0	.174	.217	.174
1B Bill Lennon	5	19	4	2	0	0	0	2	0	0	0	0	.211	.211	.211
CF Bill Smith	6	19	2	2	0	0	0	1	0	0	0	0	.105	.105	.105
UT Bill French	6	18	4	3	0	0	0	1	0	0	0	0	.222	.222	.222
P Ed Stratton	4	16	2	2	0	0	0	0	0	0	0	0	.125	.125	.125
2B Marty Simpson	4	15	2	4	0	0	0	2	0	0	0	0	.133	.133	.133
Sub Mike Hooper	3	14	3	3	1	0	0	2	0	0	0	0	.214	.214	.214
Sub Lou Say	3	12	2	1	0	0	0	2	0	0	0	0	.167	.167	.167
Sub John Sheppard	3	11	0	1	0	0	0	0	0	1	0	0	.000	.000	.000
Sub Joe Kernan	2	8	3	1	0	0	0	1	0	0	0	0	.375	.375	.375
Sub Red Woodhead	1	5	0	1	0	0	0	0	0	0	0	0	.000	.000	.000
Sub Len Levin	1	4	3	0	0	0	0	1	0	0	0	0	.750	.750	.750
Sub Levin Jones	1	4	3	0	0	0	0	1	0	0	0	0	.750	.750	.750
P ? McDoolan	1	4	0	1	0	0	0	0	0	0	0	0	.000	.000	.000
Sub Wally Goldsmith	1	4	0	0	0	0	0	0	0	0	0	0	.000	.000	.000
Sub Tom Johns	1	4	0	0	0	0	0	0	0	0	0	0	.000	.000	.000
Sub George Popplein	1	4	0	0	0	0	0	0	0	0	0	0	.000	.000	.000
Sub Frank Sellman	1	3	1	1	0	0	0	0	0	0	0	0	.333	.333	.333
Sub ? Eland	1	3	0	0	0	0	0	0	0	0	0	0	.000	.000	.000
	6	211	33	26	1	0	0	14	0	3	0	0	.156	.161	.156

1B—Lennon 4, French 2, Kohler 1

2B—Simpson 3, Kernan 1, Goldsmith 1, B. Smith 1

SS—J. Smith 3, Say 2, Woodhead 1, Popplein 1

3B—Kohler 6, Lennon 1, French 1

OF—B. Smith 3, J. Smith 2, French 2, Sheppard 2, Hooper 2, Johns 1, Kernan 1, Say 1, Stratton 1, Popplein 1, Eland 1, Jones 1, Kohler 1

C—B. Smith 2, Sheppard 1, Hooper 1, Simpson 1, Kohler 1, Lennon 1

P—Stratton 3, Sellman 1, McDoolan 1, French 1

	Pos	G	TC	PO	A	DP	E	PB	FA
No qualifiers		6	309	162	73	0	74	5	.761

	G	IP	H	GS	CG	W	L	SO	BB	Sh	Sv	ERA	WP	HR
Ed Stratton	3	27	75	3	3	0	3	0	1	0	0	8.33	0	1
Frank Sellman	1	9	21	1	1	0	1	0	0	0	0	8.00	0	0
Bill French	1	9	30	1	1	0	1	0	0	0	0	12.00	0	0
? McDoolan	1	9	18	1	1	0	1	0	0	0	0	3.00	0	0
	54	144	6	6	0	6	0	1	0	0	0	8.00	0	1

Note: SB, CS, PB and WP totals in many cases are incomplete.

1874

THE MUTUALS CHALLENGE BOSTON'S REIGN

Prior to the 1874 season NA officials reluctantly acknowledged that the reputation of the product they were endeavoring to sell to the American sporting public had been tainted by frequent charges of “hippodroming,” or dumping games, and passed a rule prohibiting players, umpires or official scorers from betting on the outcome of an NA game in which they participated. Any violation could result in permanent expulsion. Unfortunately it would be several years yet before this rule grew teeth.

An even more revolutionary rule change was proposed by Henry Chadwick in 1874. Fearing that hitting was becoming too prominent, Chadwick wanted baseball to become a 10-man game so that fielders would be able to cover more of the playing surface and was irked when his notion was rejected. However, the NA did endorse several more modest revisions of the playing rules. As of 1874, a batter was required to stand within a space six feet long and three feet wide rather than astride a line through home plate. This represented the first use of the current batter’s box, but in other ways the game was still very much in an experimental stage. Also in 1874, the rulebook defined two separate kinds of unfair pitches: Balls and Wide Balls. A ball was a pitch that crossed the plate but was not within the batter’s chosen high or low strike zone; a Wide Ball was a pitch that missed the plate. A batter needed to receive either three Wide Balls or nine Balls before being given his base. Since an umpire called neither the first Ball nor the first Wide Ball, it meant that a batter might look at as many as 13 unfair deliveries before he finally earned a base on balls.

Yet, while the rulebook remained in what today must seem violent flux, the Boston Red Stockings continued to appear immutable. In 1874 Harry Wright added only two new ingredients to his two-time pennant winner. Tommy Beals left Washington to fill the substitute’s slot, and George Hall came from Baltimore to replace Wright’s own aging legs in center field. In addition Cal McVey returned from a year’s exile in Baltimore to take over Bob Addy’s rightfield post.

A GOLD BOND PERFORMANCE

Yet to be seen as late as 1874 by a professional audience was a no-hit game. On October 19, less than two weeks before the season ended, some 500 fans at Brooklyn's Union Grounds nearly witnessed the first such masterpiece in major league history when Tommy Bond of the Atlantics stifled the New York Mutuals without a hit through the first eight innings. The 18-year-old rookie began the 9th frame by easily retiring Dick Higham and Doug Allison. With only one more out between him and immortality, Bond faced Joe Start. The lefty-hitting Mutuals first sacker took Bond the opposite way, slapping a pitch to left field that fell in for a double. His no-hit bid ruined, Bond then nearly lost his shutout, surrendering a single that moved Start to third before he got the last out on a deep fly to Jack Chapman in right field.

Bond's 5-0 blanking of the Mutuals was but one of 22 wins in his rookie season, making him the youngest 20-game winner in major league history to that point. Two years later, in the National League's maiden season, Bond notched 31 wins at age 20 to become the youngest 30-game winner ever. He went on to collect 221 wins before he reached his 25th birthday but collected only 13 more victories after that.

Boston's chief rivals in 1873, the Philadelphia Whites, were not so lucky. Returning to the big league arena for the first time since the great fire in 1871, Chicago looted the Whites of six regulars: Jimmy Wood, Levi Meyerle, George Zettlein, Jim Devlin, Fergy Malone and Ned Cuthbert. Wood's playing career was abruptly ended by an infection that resulted in the amputation of his right leg, but the other five combined with three veteran acquisitions—Davy Force, John Glenn and Paul Hines—and rookie shortstop John Peters to make the revived Chicago club the preseason choice of many to dethrone Boston.

Hartford fielded the NA's only other new entry in 1874. Following Chicago's example, the Connecticut franchise gathered experienced NA players to fill its ranks, but whereas Chicago skimmed off the cream, Hartford emerged with only one bona fide star, Lip Pike. The NA's top slugger in its early years, Pike joined the mass exodus of all of the financially strapped Baltimore team's ensemble, leaving the Canaries without a single returning regular from 1873's 3rd-place finisher.

The Philadelphia Whites, similarly besieged by rival clubs, changed their nickname to the Pearls, corresponding with a change in hosiery, and attracted enough new talent to remain competitive in 1874, but Baltimore had no such recourse. By any name, the Maryland club was dead before the season began.

In 1874 action started slowly in every NA locality due to poor weather. The many postponements in the early going kept the better NA teams from demonstrating their class, but nothing could hide Baltimore's weakness. At one point in May the Canaries lost nine straight games in

DENNY MACK

At first base for the Philadelphia Pearls in 56 of their 58 championship games in 1874 was Denny Mack. After alternating for three years between the first sack and several other positions, Mack seemed finally to find his niche as a gateway guardian, only to lose it when he hit just .206.

Mack returned to the majors two years later in the National League's inaugural season—but as a shortstop. Many men have gravitated to first base after launching their careers as middle infielders, but Mack and Jackie Robinson are the only two men in major league history to become regulars at one of the two middle infield positions after debuting as first sackers.



The 1874 Philadelphia Athletics. A. W. Geaney is really leftfielder Count Gedney. The team had two Counts, as Count Sensenderfer sits in front of Gedney. It also had Mike McGeary, one of the only three men with 10 years of major league service whose death dates are still unknown. The others are Jack Remsen and Charley Jones. The three all took part in the first NL season in 1876 and were alive in the New York City area as late as 1910 or so, but in 1925 when the National League held a 50th anniversary celebration in New York and issued a standing invitation to every living player who had participated in its first season, none of the three showed up. McGeary's last known vocation was that of a professional poker player.

A LESS THAN GOLD BOND PERFORMANCE

During the 1874 season a total of 40 home runs were hit. They ranged in quality from George Hall's shot over the rightfield fence off Hartford's Tommy Bond on May 26 to Cal McVey's two fair-foul hits off Baltimore's Jack Manning on September 25 that both rolled under temporary seats and could not be retrieved until McVey had circled the bases. Remarkably, of the 40 home runs hit, the victim 37.5% of the time was Bond. Bond's loop-leading home-runs-surrendered percentage still stands as the all-time record today. Boston caused most of Bond's trouble. The champion Red Stockings slugged 10 of their loop-best 17 four-baggers off Bond, including three by league leader Jim O'Rourke.

But even more remarkable than Bond's longball travails in some ways was Davy Force's lone pitching performance in 1874, a relief stint for Chicago against the New York Mutuals on June 18. Force was Chicago's starting shortstop that day but switched positions with starting pitcher Dan Collins when the game quickly became a blowout. In the course of Force's mere seven innings in the box he ceded four home runs to the Mutuals, amounting to 10% of the league's season total and 57% of the Mutuals' season total. Following that ignominious outing, Force never again occupied the box in his 11 remaining major league seasons.

BOND'S HOME RUNS SURRENDERED LOG

Date	Opponent	Hitter	Inning	ROB	Score after HR
May 15	Boston	D. White	6th	1	2-5
May 26	Boston	Hall	9th	0	6-2
June 2	Athletics	McMullin	7th	0	3-15
June 15	Boston	D. White	9th	1	4-8
"	Boston	McVey	9th	1	4-10
"	Boston	O'Rourke	9th	0	4-11
July 7	Athletics	Clapp	7th	0	0-4
"	Athletics	"	9th	0	2-5
July 9	Boston	O'Rourke	5th	0	0-7
"	Boston	H. Wright	5th	0	0-8
"	Boston	O'Rourke	6th	0	0-11
"	Boston	H. Wright	8th	2	0-14
August 15	Pearls	Radcliff	9th	1	10-9
August 25	New York	Remsen	6th	0	5-6
Sept. 30	Boston	G. Wright	7th	1	9-3



Orator Shaffer played a handful of games in the 1874 NA season and sparsely again in 1875 before landing permanently in the majors as a member of the iniquitous 1877 Louisville Grays. A left-handed hitter, Shaffer feasted in the 1870s when all the pitchers were right-handed, but he was out of the majors by the mid-1880s. He claimed his hitting fell off because rheumatism sometimes tied up his shoulder muscles, but his managers, even in the minors, believed differently. After a big year in the Western League in 1887, Shaffer thought Dave Rowe should sign him for the new Kansas City expansion team in the AA the following spring, but Rowe turned him down saying the AA had too many lefty pitchers. Shaffer made it back to the majors for one last season in 1890 when he joined with Blondie Purcell, Ben Conroy and Jack O'Brien in making the AA Philadelphia A's, the only team ever to have four players that collected 400 or more at bats and played at least 100 games in their final major league seasons.

which they were outscored 160-39. By mid-July, with the weather improved, Boston as expected sat atop the NA standings with a 30-8 mark, and the Philadelphia Athletics were 2nd at 23-10.

The two leaders then did something unprecedented in professional sports history. They took an eight-week sabbatical to journey to England, where they played a string of exhibition games to promote baseball among the British public. The tour was neither an aesthetic nor a financial success. Furthermore it severely impaired Boston's chances for a third straight pennant. During the stretch from July 16 to September 9 while Boston and the Athletics were abroad, the New York Mutuals shot into contention by wreaking havoc on the NA's lesser lights. In the process the Mutuals managed to squelch accusations that they had thrown a game to Chicago on August 5, but the Philadelphia Pearls, similarly charged, were less successful. On September 8, after heated debate, the Pearls' stockholders voted to expel shortstop John Radcliff for betting \$350 against his own team in a game with Chicago. According to the NA's new antigambling rule, Radcliff's expulsion ought to have been permanent, but it lasted only the balance of the 1874 season; by the following spring Radcliff was back in uniform with Philadelphia's newest NA entry, the Centennials.

On September 24, following an 8-5 win over Boston, the Mutuals had 34 victories to the Red Stockings' 32 and owned first place. By October 9 the Red Stockings had knotted the race again at 39 wins apiece but held a substantial edge in that they had played five fewer games than the Mutuals. Henry Chadwick continued to hold to his prediction of a few days earlier that "if they keep playing like they have in September and Boston shows no improvement, the Mutuals will succeed."

But Boston suddenly flashed dramatic improvement. In the final three weeks of the season, the Red Stockings went 13-3 while the Mutuals won just two of their last six games. When the curtain finally closed on November 1, Boston had 10 more victories than the Mutuals. A tight race had once again been broken wide open in the final lap by Wright's best team yet. Even with star second baseman Ross Barnes hampered by a broken hand much of the season, Boston still dominated the batting leaders charts. Led by Cal McVey, the Red Stockings had the top five run-makers in the NA. Among them was Al Spalding, who also notched all 52 of Boston's wins and finished high among the leaders in every central pitching department as well.

THE SEASONAL RECORD

	G	W	L	Pct	H*	R	GB	Attendance
1. Boston Red Stockings	71	52	18	.743	26-8	26-10	—	46,500
2. New York Mutuals	65	42	23	.646	30-10	12-23	7.5	44,000
3. Philadelphia Athletics	55	33	22	.600	25-9	8-13	11.5	40,500
4. Philadelphia Pearls	58	29	29	.500	16-14	13-15	17	30,000
5. Chicago White Stockings	59	28	31	.475	18-10	10-21	18.5	65,703
6. Brooklyn Atlantics	56	22	33	.400	15-13	7-20	22.5	28,000
7. Hartford Dark Blues	63	16	37	.302	13-17	3-20	27.5	30,000
# Baltimore Canaries	47	9	38	.191	7-13	2-25	31.5	12,000

Disbanded on October 16

* Beginning in 1874, Home-Road records are calculated according to which team was deemed to be the home team regardless of where the game was played.

	Bos	NY	Ath	Phi	Chi	Atl	Har	Bal	Tot
Boston	—	5	8	8	7	6	9	9	52
New York	5	—	4	1	9	7	8	8	42
Athletics	2	6	—	9	3	6	5	2	33
Pearls	2	5	1	—	7	6	4	4	29
Chicago	3	1	4	3	—	4	4	9	28
Brooklyn	4	3	1	3	3	—	5	3	22
Hartford	1	2	2	4	1	3	—	3	16
Baltimore	1	1	2	1	1	1	2	—	9
	18	23	22	29	31	33	37	38	231

SEASON LEADERS

Batting Average (160 ABs)

1. Meyerle, Chicago	.394
2. McVey, Boston	.359
3. Pike, Hartford	.355
4. Manning, Baltimore-Hart	.3464
5. McMullin, Athletics	.3462

Slugging Average

1. Pike, Hartford	.504
2. Craver, Pearls	.498
3. Meyerle, Chicago	.488
4. McVey, Boston	.481
5. G. Wright, Boston	.476

On-Base Percentage

1. Meyerle, Chicago	.401
2. Pike, Hartford	.368
3. McMullin, Athletics	.366
4. McVey, Boston	.3600
5. Barnes, Boston	.3596

Total Bases

1. McVey, Boston	165
2. O'Rourke, Boston	150
3. G. Wright, Boston	149
4. D. White, Boston	134
Spalding, Boston	134

Home Runs

1. O'Rourke, Boston	5
2. McVey, Boston	3
White, Boston	3
Clapp, Athletics	3
5. Six with	2

RBI

1. McVey, Boston	71
2. O'Rourke, Boston	61
3. Craver, Pearls	56
4. Spalding, Boston	54
5. D. White, Boston	52

Hits

1. McVey, Boston	123
2. Spalding, Boston	119
3. Leonard, Boston	106
D. White, Boston	106
5. O'Rourke, Boston	104

Runs

1. McVey, Boston	91
2. O'Rourke, Boston	82
3. Spalding, Boston	80
4. G. Wright, Boston	76
5. D. White, Boston	75

Bases on Balls

1. Nelson, New York	9
2. Stearns, Hartford	9
3. Barnes, Boston	8
McMullin, Athletics	8
5. Three with	7

Stolen Bases (Data Incomplete)

1. Barlow, Hartford	17
2. McMullin, Athletics	12
3. Three with	11

Strikeouts

1. Barnie, Hartford	13
J. Ryan, Baltimore	13
McMullin, Athletics	13

OPS

1. Meyerle, Chicago	.889
2. Pike, Hartford	.872
3. Craver, Pearls	.851

THE ANNUAL RECORD**Stolen Bases (Data Incomplete)**

Craver, Pears	11
---------------	----

Strikeouts

4. Hatfield, New York	12
Cummings, Pears	12

OPS

4. McVey, Boston	.842
5. G. Wright, Boston	.816

PITCHING**Wins**

1. Spalding, Boston	52
2. Mathews, New York	42
3. McBride, Athletics	33
4. Cummings, Pears	28
5. Zettlein, Chicago	27

Losses

1. Bond, Brooklyn	32
2. Zettlein, Chicago	30
3. Cummings, Pears	26
4. Fisher, Hartford	23
5. Three with	22

Innings

1. Spalding, Boston	617.1
2. Mathews, New York	578
3. Zettlein, Chicago	515.2
4. Bond, Brooklyn	497
5. McBride, Athletics	487

Complete Games

1. Spalding, Boston	65
2. Mathews, New York	62
3. Zettlein, Chicago	57
4. McBride, Athletics	55
Bond, Brooklyn	55

Strikeouts

1. Mathews, New York	101
2. Cummings, Pears	61
3. Bond, Brooklyn	42
4. McBride, Athletics	37
5. Spalding, Boston	31

Winning Percentage (20 decisions)

1. Spalding, Boston	.765
2. Mathews, New York	.656
3. McBride, Athletics	.600
4. Cummings, Pears	.519
—Others all below .500—	

ERA (60 innings)

1. McBride, Athletics	1.64
2. Mathews, New York	1.90
3. Spalding, Boston	1.92
4. Cummings, Pears	1.96
5. Bond, Brooklyn	2.03

Lowest On-Base Percentage

1. McBride, Athletics	.251
2. Bond, Brooklyn	.268
3. Mathews, New York	.273
4. Manning, Baltimore	.277
5. Spalding, Boston	.278

Lowest Batting Average

1. McBride, Athletics	.240
2. Mathews, New York	.261
3. Bond, Brooklyn	.266
Manning, Baltimore	.266
5. Spalding, Boston	.273
Zettlein, Chicago	.273

FIELDING**Putouts****1B**

O'Rourke, Boston	755
Dehman, Atlantics	701
Start, New York	560

Assists

Start, New York	13
O'Rourke, Boston	12
Fisler, Athletics	10

Fielding Average

Start, New York	.961
Dehman, Atlantics	.944
O'Rourke, Boston	.943

2B

Craver, Pears	175
Barnes, Boston	160
Addy, Hartford	125

Barnes, Boston	167
Addy, Hartford	139
Craver, Pears	138

Barnes, Boston	.856
Addy, Hartford	.846
Battin, Athletics	.813

3B

Burdock, New York	160
Schafer, Boston	136
Force, Chicago	93

W. White, Baltimore	185
Schafer, Boston	175
Ferguson, Atlantics	158

Burdock, New York	.820
Force, Chicago	.802
Schafer, Boston	.785

SS

G. Wright, Boston	97
Barlow, Hartford	65
Pearce, Atlantics	63

Pearce, Atlantics	204
G. Wright, Boston	197
Carey, Baltimore	133

Pearce, Atlantics	.845
G. Wright, Boston	.821
Carey, New York	.776

RF

Bielaski, Baltimore	61
McVey, Boston	51
Chapman, Atlantics	50

Treacey, Chicago	14
Chapman, Atlantics	12
Bielaski, Baltimore	9

A. Allison, New York	.824
Bielaski, Baltimore	.805
Chapman, Atlantics	.756

CF

Hines, Chicago	135
Remsen, New York	110
Eggler, Pears	109

Remsen, New York	11
Eggler, Pears	8
Pike, Hartford	7

Eggler, Pears	.906
Hines, Chicago	.875
Remsen, New York	.846

LF					
Ryan, Baltimore	174	Cuthbert, Chicago	10	Hatfield, New York	.874
Hatfield, New York	171	Ryan, Baltimore	7	Ryan, Baltimore	.862
York, Pearls	158	Leonard, Boston	6	York, Pearls	.859
		York, Pearls	6		

C					
Hicks, Pearls	261	Hicks, Pearls	59	Higham, New York	.852
D. White, Boston	253	Malone, Chicago	58	D. White, Boston	.837
Malone, Chicago	193	Snyder, Baltimore	47	Hicks, Pearls	.823

P					
Spalding, Boston	38	Spalding, Boston	143	Spalding, Boston	.854
Fisher, Hartford	29	Bond, Atlantics	137	Bond, Atlantics	.841
Mathews, New York	29	Mathews, New York	101	Mathews, New York	.831

Double Plays**1B**

O'Rourke, Boston	40
Mack, Pearls	31
E. Mills, Hartford	13
Start, New York	13

2B

Barnes, Boston	31
Battin, Athletics	20
Craver, Pearls	17

3B

Schafer, Boston	17
Burdock, New York	7
Three with	6

SS

G. Wright, Boston	23
McGeary, Athletics	10
Fulmer, Pearls	8

RF

Devlin, Chicago	2
Tracey, Chicago	2
Barnie, Hartford	2

CF

H. Wright, Boston	3
Four tied with	2

LF

Gedney, Athletics	2
Seven tied with	1

C

Hastings, Hartford	4
Higham, New York	4
Hicks, Pearls	4

Errors

Mack, Athletics	51
E. Mills, Hartford	46
O'Rourke, Boston	46

Craver, Pearls	75
Barnes, Boston	55
Battin, Athletics	54

Schafer, Boston	85
W. White, Baltimore	83
Ferguson, Atlantics	75

G. Wright, Boston	64
Carey, New York	50
Pearce, Atlantics	49

McVey, Boston	26
Chapman, Atlantics	20
Barnie, Hartford	19

McMullin, Athletics	29
Remsen, New York	22
Hines, Chicago	20

Cuthbert, Chicago	32
Ryan, Baltimore	29
Gedney, Athletics	28

Hicks, Pearls	69
D. White, Boston	57
Malone, Chicago	55

TC/Game

Dehlman, Atlantics	14.2
O'Rourke, Boston	11.6
E. Mills, Hartford	10.9

Barnes, Boston	7.4
Craver, Pearls	7.2
Battin, Athletics	7.0

W. White, Baltimore	7.8
Force, Chicago	6.1
Burdock, New York	5.9

G. Wright, Boston	6.0
Pearce, Atlantics	5.6
Carey, New York	4.4

Bielaski, Baltimore	2.1
McVey, Boston	1.7
Chapman, Atlantics	1.6

Hines, Chicago	3.2
McMullin, Athletics	2.59
Egler, Pearls	2.58

Ryan, Baltimore	4.5
York, Pearls	3.9
Hatfield, New York	3.4

Higham, New York	7.2
Hicks, Pearls	6.8
D. White, Boston	6.0

Leaders in Passed Balls: Higham, New York (35); Hastings, Hartford (33); Barnie, Hartford (33)

P

Spalding, Boston	3
Mathews, New York	2
Brainard, Baltimore	2

Mathews, New York	38
Spalding, Boston	31
Bond, Atlantics	31
Zettlein, Chicago	31

Bond, Atlantics	3.5
Spalding, Boston	3.0
Zettlein, Chicago	2.8

THE ANNUAL RECORD

BOSTON**Harry Wright**

South End Grounds I

	G	AB	H	R	2B	3B	HR	RBI	BB	SO	SB	CS	BA	SA	OBP
P Al Spalding	71	362	119	80	13	1	0	54	3	0	2	1	.329	.370	.334
C Deacon White	70	352	106	75	5	7	3	52	5	0	1	1	.301	.381	.311
RF Cal McVey	70	343	123	91	21	6	3	71	1	3	5	0	.359	.481	.360
LF Andy Leonard	71	339	106	68	18	4	0	50	2	2	11	3	.313	.389	.317
1B Jim O'Rourke	70	331	104	82	15	8	5	61	4	5	11	2	.314	.453	.322
3B Harry Schafer	71	327	87	69	10	2	1	45	1	5	2	4	.266	.318	.268
SS George Wright	60	313	103	76	10	15	2	44	5	6	2	0	.329	.476	.340
2B Ross Barnes	51	259	88	72	12	4	0	39	8	2	8	7	.340	.417	.360
UT George Hall	47	222	64	58	10	8	1	34	1	0	2	0	.288	.419	.291
CF Harry Wright	40	184	58	44	4	2	2	27	4	3	1	0	.315	.391	.330
Sub Tommy Beals	19	97	19	20	3	4	0	17	0	2	0	1	.196	.309	.196
	71	3129	977	735	121	61	17	494	34	28	45	19	.312	.406	.320

1B—O'Rourke 70, White 1

2B—Barnes 51, Beals 12, Leonard 11, White 1

SS—G. Wright 60, Leonard 11, Schafer 1

3B—Schafer 71, G. Wright 1

OF—McVey 57, Leonard 51, Hall 47, H. Wright 40, White 21, Beals 9, Spalding 6, Barnes 1

C—White 58, McVey 23

P—Spalding 71, H. Wright 6

	Pos	G	TC	PO	A	DP	E	PB	FA
Schafer	3B	71	396	136	175	17	85	—	.785
Spalding	P	71	212	38	143	3	31	—	.854
O'Rourke	1B	70	813	755	12	40	46	—	.943
G. Wright	SS	60	358	97	197	23	64	—	.821
White	C	58	349	253	39	2	57	24	.837
"	RF	21	24	12	1	0	11		.542
McVey	RF@	57	100	64	7	0	29		.710
"	C	23	87	66	9	0	12	7	.862
Barnes	2B	51	382	160	167	31	55	—	.856
Leonard	LF	51	119	90	6	1	23	—	.807
"	SS	11	67	15	40	8	12		.821
"	2B	11	61	24	28	4	9		.852
Hall	CF@	47	111	85	5	2	21		.789
H. Wright	CF	40	75	57	5	3	13	—	.827
Beals	2B	12	73	29	33	2	11	—	.849
		71	3270	1902	878	53	489	31	.850

	G	IP	H	GS	CG	W	L	SO	BB	Sh	Sv	ERA	WP	HR
Al Spalding	71	617.1	755	69	65	52	16	31	19	4	0	1.92	18	1
Harry Wright	6	16.2	24	2	0	0	2	0	4	0	3	2.16	0	0
		634	779	71	65	52	18	31	23	4	3	1.93	18	1

NEW YORK

Tom Carey (13-12) Dick Higham (29-11)

Union Grounds (Brooklyn)

	G	AB	H	R	2B	3B	HR	RBI	BB	SO	SB	CS	BA	SA	OBP
C Dick Higham	65	333	87	58	14	3	1	38	4	0	5	3	.261	.330	.270
RF Doug Allison	65	318	90	68	7	5	0	28	6	5	1	0	.283	.336	.296
1B Joe Start	63	306	96	67	13	3	2	46	4	0	5	0	.314	.395	.323
P Bobby Mathews	65	298	72	46	6	1	0	30	3	4	2	0	.242	.268	.249
2B Candy Nelson	65	297	73	55	7	5	0	31	9	5	6	0	.246	.303	.268
LF John Hatfield	63	292	66	47	12	1	0	30	7	12	4	0	.226	.274	.244
SS Tom Carey	64	287	82	56	10	3	1	38	2	4	3	0	.286	.352	.291
CF Jack Remsen	64	284	65	52	9	3	2	38	0	5	6	0	.229	.303	.229
3B Jack Burdock	61	273	75	45	11	4	1	26	1	5	4	1	.275	.355	.277
Sub Nealy Phelps	6	24	5	3	0	0	0	2	0	0	0	0	.125	.125	.125
Sub Billy Geer	2	8	2	0	0	0	0	1	0	0	0	0	.250	.250	.250
Sub Tom Patterson	1	5	2	1	0	0	0	2	0	0	0	0	.400	.400	.400
Sub Orator Shaffer (2)	1	5	1	1	0	0	0	0	0	0	0	0	.200	.200	.200
	65	2730	714	501	89	28	7	310	36	40	36	4	.262	.322	.271

1B—Start 63, Remsen 3, Hatfield 1, Patterson 1

2B—Nelson 51, Carey 13, Higham 1, Allison 1

SS—Carey 51, Nelson 14, Hatfield 1

3B—Burdock 60, Hatfield 7, Mathews 1

OF—Remsen 63, Hatfield 58, Allison 44, Higham 31, Phelps 6, Burdock 3, Geer 2, Start 2, Patterson 1, Shaffer 1, Mathews 1, Nelson 1

C—Higham 48, Allison 34

P—Mathews 65, Hatfield 3

	Pos	G	TC	PO	A	DP	E	PB	FA
Mathews	P	65	168	29	101	2	38	—	.831
Start	1B	63	596	560	13	13	23	—	.961
Remsen	CF@	63	176	140	12	2	24	—	.864
Burdock	3B	60	355	160	131	7	64	—	.820
Hatfield	LF	58	199	171	3	0	25	—	.874
Nelson	2B	51	267	115	105	8	47	—	.824
"	SS	14	70	17	37	3	16	—	.771
Carey	SS	51	223	40	133	5	50	—	.776
"	2B	13	82	30	34	1	18	—	.780
Higham	C	48	344	248	45	4	51	35	.852
"	RF@	31	33	13	2	0	18	—	.455
Allison	RF@	44	40	28	4	0	8	—	.800
"	C	34	231	161	25	2	45	22	.805
		65	2871	1758	670	22	438	57	.847

	G	IP	H	GS	CG	W	L	SO	BB	Sh	Sv	ERA	WP	HR
Bobby Mathews	65	578	652	65	62	42	22	101	41	4	0	1.90	32	3
John Hatfield	3	8	11	0	0	0	1	0	0	0	0	2.25	0	0
		586	663	65	62	42	23	101	41	0	0	1.90	32	3

PHILADELPHIA ATHLETICS

Dick McBride

Athletic Park

	G	AB	H	R	2B	3B	HR	RBI	BB	SO	SB	CS	BA	SA	OBP
SS Mike McGeary	54	271	87	61	10	2	0	22	1	2	10	2	.321	.373	.324
P Dick McBride	55	263	57	30	7	1	0	34	1	6	1	0	.217	.251	.220
CF John McMullin	55	260	90	61	10	2	2	32	8	13	12	3	.346	.423	.366
1B Cap Anson	55	260	87	51	8	3	0	37	4	1	6	0	.335	.388	.345
3B Ezra Sutton	55	243	71	54	10	3	0	28	0	2	6	4	.292	.358	.292
2B Joe Battin	51	226	52	40	11	1	0	27	1	7	3	2	.230	.288	.233
LF Count Gedney	54	222	61	49	4	1	1	34	7	11	2	2	.275	.315	.297
1B West Fisler	37	180	59	26	12	1	0	22	0	1	2	0	.328	.496	.328
C John Clapp	39	165	48	46	7	4	3	20	1	1	2	0	.291	.436	.295
RF Tim Murnane	21	81	17	11	2	0	0	11	1	3	0	1	.207	.231	.220
RF Al Reach	14	55	7	8	2	0	0	2	0	4	0	0	.127	.164	.127
Sub Tom Miller	4	16	8	1	0	0	0	5	0	0	0	0	.500	.500	.500
Sub Count Sensenderfer	5	16	3	3	0	0	0	2	0	0	0	0	.188	.188	.188
	55	2259	647	441	83	18	6	276	24	51	36	14	.286	.347	.294

1B—Fisler 28, Anson 24, Gedney 4, Murnane 3

2B—Battin 41, Fisler 9, Murnane 6

SS—McGeary 26, Sutton 20, Anson 6, Battin 5, Clapp 1

3B—Sutton 36, Anson 20

OF—McMullin 55, Gedney 51, Clapp 15, Reach 14, Murnane 14, Anson 8, Battin 7, Sensenderfer 5, McGeary 4, Fisler 1, Miller 1

C—McGeary 28, Clapp 27, Miller 4, Anson 1

P—McBride 55

	Pos	G	TC	PO	A	DP	E	PB	FA
McMullin	CF@	55	140	103	5	1	32	—	.771
McBride	P	55	99	21	61	1	17	—	.828
Gedney	LF	51	157	126	3	2	28	—	.822
Battin	2B	41	289	111	124	20	54	—	.813
Sutton	3B	36	162	62	72	4	28	—	.802
"	SS	20	101	17	64	3	20	—	.827
McGeary	C	28	166	119	20	0	27	17	.837
"	SS	26	160	37	96	10	27	—	.831
Fisler	1B	28	295	271	10	17	14	—	.953
Clapp	C	27	173	126	23	3	24	10	.861
"	RF@	15	30	19	1	1	10	—	.667
Anson	1B	24	250	229	5	9	16	0	.936
"	3B	20	92	38	33	2	21	—	.772
Reach	RF	14	41	24	6	1	11	—	.732
Murnane	RF@	14	21	16	2	0	3	—	.857
		55	2455	1461	598	34	396	28	.839

	G	IP	H	GS	CG	W	L	SO	BB	Sh	Sv	ERA	WP	HR
Dick McBride	55	487	514	55	55	33	22	37	32	0	0	1.64	9	6

PHILADELPHIA PEARLS

Nat Hicks

Athletic Park

	G	AB	H	R	2B	3B	HR	RBI	BB	SO	SB	CS	BA	SA	OBP
CF Dave Egglar	58	299	95	70	13	8	0	31	5	1	5	6	.318	.415	.329
3B Jim Holdsworth	57	285	97	60	8	9	0	37	1	0	1	2	.340	.432	.343
2B Bill Craver	55	265	91	68	19	11	0	56	4	2	11	3	.343	.498	.353
C Nat Hicks	58	266	73	51	8	1	0	30	5	4	3	2	.274	.312	.288
SS Chick Fulmer	57	258	72	49	3	2	0	37	2	0	2	2	.279	.306	.285
1B Denny Mack	56	246	51	48	8	4	0	22	2	3	4	0	.207	.272	.214
P Candy Cummings	54	231	52	32	4	2	0	19	0	12	1	1	.225	.260	.225
LF Tom York	50	224	56	36	4	7	0	37	5	4	1	0	.250	.330	.266
RF George Bechtel	32	151	42	29	4	5	1	34	2	1	0	0	.278	.391	.288
Sub John Radcliff	23	103	25	20	7	0	1	14	2	0	1	1	.243	.340	.257
Sub Charlie Pabor	17	77	17	11	0	1	0	1	0	0	0	1	.221	.247	.221
Sub John Donnelly	6	22	5	2	0	0	0	2	0	0	0	0	.227	.227	.227
Sub ? Quinlan	1	4	1	0	0	0	0	1	0	0	0	0	.250	.250	.250
Sub Ed McKenna	1	4	0	0	0	0	0	0	0	1	0	0	.000	.000	.000
	58	2435	677	476	78	50	2	321	28	33	27	18	.278	.354	.286

1B—Mack 56, Radcliff 2, McKenna 1, Craver 1, Holdsworth 1

2B—Craver 54, Radcliff 4, Egglar 2, Holdsworth 2, Donnelly 1, Hicks 1

SS—Fulmer 32, Holdsworth 21, Radcliff 3, Donnelly 2, Quinlan 1

3B—Holdsworth 31, Fulmer 25, Radcliff 3

OF—Egglar 56, York 50, Bechtel 28, Pabor 17, Radcliff 15, Holdsworth 6, Hicks 4, Donnelly 3, Cummings 1

C—Hicks 57, Craver 5

P—Cummings 54, Bechtel 6

	Pos	G	TC	PO	A	DP	E	PB	FA
Hicks	C	57	389	261	59	4	69	24	.823
Mack	1B	56	551	488	8	31	55	—	.900
Egglar	CF@	56	159	135	9	3	15	—	.906
Craver	2B	54	388	175	138	27	75	5	.807
Cummings	P	54	112	16	73	0	23	—	.795
York	LF@	50	194	161	6	0	27	—	.861
Fulmer	SS	32	213	50	119	8	44	—	.793
"	3B	25	149	48	61	3	40	—	.732
Holdsworth	3B	31	144	58	42	5	44	—	.694
"	SS	21	130	26	59	5	45	—	.654
Bechtel	RF@	28	52	38	0	0	14	—	.731
Pabor	RF@	17	38	16	5	1	17	—	.553
Radcliff	RF@	15	20	15	1	0	4	—	.800
		58	2711	1566	627	38	518	29	.809

	G	IP	H	GS	CG	W	L	SO	BB	Sh	Sv	ERA	WP	HR
Candy Cummings	54	483	616	54	52	28	26	61	18	3	0	1.96	3	4
George Bechtel	6	39	57	4	4	1	3	0	1	0	0	1.63	0	0
		522	673	58	56	29	29	61	19	3	0	1.93	3	4

CHICAGO

Fergie Malone (18-18) Jimmy Wood (10-13)

23rd Street Grounds

	G	AB	H	R	2B	3B	HR	RBI	BB	SO	SB	CS	BA	SA	OBP
3B Davy Force	59	294	92	61	9	0	0	26	3	1	4	0	.313	.344	.320
LF Ned Cuthbert	58	295	79	65	6	1	2	24	5	5	8	0	.268	.315	.280
CF Paul Hines	59	271	80	47	10	2	0	34	4	4	4	1	.295	.347	.305
2B Levi Meyerle	53	254	100	65	19	1	1	45	3	4	3	1	.394	.488	.401
P George Zettlein	57	244	47	26	7	0	0	18	1	5	0	0	.193	.221	.196
SS John Peters	55	239	69	39	10	0	1	25	2	11	2	2	.289	.343	.295
1B John Glenn	55	237	67	33	9	0	0	32	5	4	2	2	.283	.321	.298
C Fergy Malone	47	223	56	33	5	0	0	28	4	0	2	1	.251	.274	.264
1B Jim Devlin	45	203	58	26	5	0	0	26	2	9	2	1	.286	.310	.293
RF Fred Treacey	35	148	28	18	5	0	0	12	2	6	4	4	.188	.230	.200
Sub ? Gilroy	8	38	8	4	1	0	0	7	1	3	0	0	.211	.237	.231
P Dan Collins	3	12	1	1	1	0	0	0	0	2	1	0	.083	.167	.083
Sub Terry Connell	1	4	0	0	0	0	0	0	0	0	0	0	.000	.000	.000
	59	2462	685	418	87	4	4	280	32	54	32	12	.278	.322	.287

1B—Glenn 37, Devlin 24

2B—Meyerle 31, Peters 19, Hines 11

SS—Peters 36, Force 18, Meyerle 5, Hines 2, Collins 1

3B—Force 42, Meyerle 14, Devlin 5

OF—Cuthbert 56, Hines 51, Treacey 35, Glenn 20, Devlin 17, Meyerle 5, Collins 2, Force 1

C—Malone 47, Gilroy 8, Cuthbert 4, Connell 1

P—Zettlein 57, Collins 2, Force 1

	Pos	G	TC	PO	A	DP	E	PB	FA
Zettlein	P	57	157	27	99	1	31	—	.803
Cuthbert	LF@	56	180	135	10	1	35	7	.806
Hines	CF@	51	162	137	5	2	20	—	.877
"	2B	11	67	28	24	2	15	—	.776
Malone	C	47	306	193	58	2	55	29	.820
Force	3B	42	257	93	113	6	51	—	.802
"	SS	18	105	23	66	2	16	—	.848
Glenn	1B	37	367	328	9	10	30	—	.918
"	RF@	20	53	38	2	1	13	—	.755
Peters	SS	36	194	33	122	5	39	—	.799
"	2B	19	146	61	61	3	24	—	.824
Treacey	RF@	35	81	50	14	3	17	—	.790
Meyerle	2B	31	198	100	65	11	33	—	.833
"	3B	14	79	28	25	2	26	—	.671
Devlin	1B	24	270	248	3	5	19	—	.930
"	RF	17	29	20	2	2	7	—	.759
		59	2793	1601	715	27	477	39	.829

	G	IP	H	GS	CG	W	L	SO	BB	Sh	Sv	ERA	WP	HR
George Zettlein	57	515.2	640	57	57	27	30	26	43	3	0	2.43	6	3
Dan Collins	1	11	22	2	1	1	1	0	2	0	0	4.91	12	0
Davy Force	1	7	22	0	0	0	0	0	0	0	0	15.43	0	4
		533.2	684	59	58	28	31	26	45	3	0	2.65	18	7

BROOKLYN**Bob Ferguson**

Union Grounds

	G	AB	H	R	2B	3B	HR	RBI	BB	SO	SB	CS	BA	SA	OBP
SS Dickey Pearce	56	255	75	48	1	0	0	26	6	1	1	0	.294	.298	.310
3B Bob Ferguson	56	245	64	34	4	0	0	19	2	7	5	3	.261	.278	.267
P Tommy Bond	55	245	54	25	10	1	0	20	1	5	0	0	.220	.269	.224
RF Jack Chapman	53	242	64	32	10	2	0	25	4	11	2	1	.264	.322	.276
1B Dutch Dehlman	53	216	49	40	3	1	0	18	7	5	2	0	.225	.248	.251
LF Eddie Booth	44	187	47	24	4	3	1	16	3	3	0	0	.254	.324	.263
CF Bobby Clack	33	135	23	22	1	0	0	13	4	2	0	0	.170	.178	.192
C/2B John Farrow	27	122	26	16	3	0	0	10	1	1	0	0	.213	.238	.220
C Frank Fleet	22	97	22	18	0	0	0	10	1	7	4	0	.227	.227	.235
C Jake Knowdell	24	86	12	8	1	1	0	3	1	3	1	0	.140	.175	.149
Sub Charlie Hodes	21	81	12	8	3	0	0	7	0	2	0	0	.148	.185	.148
Sub Pat McGee	16	65	11	4	1	0	0	6	0	3	0	0	.169	.185	.169
Sub Harry Kessler	14	56	17	8	1	0	0	4	0	2	0	0	.304	.321	.305
Sub Charlie Sweasy (2)	10	44	5	4	1	0	0	3	0	0	0	0	.114	.136	.114
Sub Billy West	9	35	8	4	1	0	0	2	1	2	0	0	.229	.257	.250
Sub Al Martin	7	29	4	1	0	0	0	1	0	1	0	0	.138	.138	.138
Sub Jim Clinton	2	11	2	3	1	0	0	2	0	2	0	0	.182	.273	.182
Sub Jim Hall	2	9	1	0	0	0	0	0	0	0	0	0	.111	.111	.111
Sub Mike Ledwith	1	4	1	1	0	0	0	1	0	0	0	0	.250	.250	.250
Sub ? Gavern	1	4	0	1	0	0	0	0	0	0	0	0	.000	.000	.000
Sub Charlie Snow	1	1	1	0	0	0	0	0	0	0	0	0	1.000	1.000	1.000
	56	2169	498	301	45	8	1	185	31	51	12	4	.230	.259	.240

1B—Dehlman 53, Clack 2, Chapman 1, Hodes 1

2B—Farrow 12, Fleet 11, Sweasy 10, West 9, Martin 6, Kessler 4, Hodes 3, Hall 2, McGee 1, Clinton 1, Gavern 1, Booth 1, Pearce 1

SS—Pearce 56, McGee 2, West 1

3B—Ferguson 55, Pearce 2, Kessler 1

OF—Chapman 53, Booth 44, Clack 31, Hodes 19, McGee 15, Knowdell 4, Kessler 4, Farrow 3, Martin 1, Clinton 1, Fleet 1, Hall 1, Snow 1

C—Knowdell 21, Farrow 16, Fleet 13, Kessler 9, Hodes 3, Ferguson 2, Ledwith 1

P—Bond 55, Ferguson 1

	Pos	G	TC	PO	A	DP	E	PB	FA
Pearce	SS	56	316	63	204	6	49	—	.845
Ferguson	3B	55	312	79	158	1	75	4	.760
Bond	P	55	195	27	137	1	31	—	.841
Dehlman	1B	53	752	701	9	8	42	—	.944
Chapman	RF@	53	85	51	12	0	22	—	.741
Booth	LF	44	89	69	3	0	17	—	.809
Clack	CF@	31	77	55	5	0	17	—	.779
Knowdell	C	21	108	73	16	1	19	25	.824
Hodes	CF@	19	42	32	1	0	9	1	.786
Farrow	C	16	85	40	19	1	26	18	.694
"	2B	12	102	34	45	5	23	—	.775
McGee	CF@	15	39	30	1	0	8	—	.795
Fleet	C	13	83	54	9	1	20	17	.759
"	2B	11	79	31	26	0	21	—	.731
Sweasy	2B	10	66	14	44	3	8	—	.879
		56	2806	1518	784	14	500	70	.822

THE ANNUAL RECORD

	G	IP	H	GS	CG	W	L	SO	BB	Sh	Sv	ERA	WP	HR
Tommy Bond	55	497	606	55	55	22	32	42	8	1	0	2.03	6	15
Bob Ferguson	1	9	12	1	1	0	1	0	3	0	0	4.00	0	0
		506	618	56	56	22	33	42	11	1	0	2.06	6	15

HARTFORD**Lip Pike**

Hartford Base Ball Grounds

	G	AB	H	R	2B	3B	HR	RBI	BB	SO	SB	CS	BA	SA	OBP
C Scott Hastings	52	247	80	60	11	2	0	29	4	3	10	5	.324	.385	.335
P Cherokee Fisher	52	241	54	28	7	0	0	31	2	7	2	3	.224	.253	.230
1B Ev Mills	53	244	69	39	6	1	0	19	4	2	1	1	.283	.316	.294
CF Lip Pike	52	234	83	58	22	5	1	51	5	1	4	1	.355	.504	.368
2B Bob Addy	50	213	51	25	9	2	0	23	1	1	4	2	.239	.300	.243
LF Jim Tipper	45	197	60	36	8	0	0	20	1	7	0	1	.305	.345	.308
RF Billy Barnie	45	190	35	21	4	2	0	19	1	13	2	2	.184	.226	.188
SS Tom Barlow	32	155	46	37	5	1	0	12	0	2	17	4	.295	.333	.295
P Bill Stearns	33	132	21	16	1	0	0	9	9	10	0	0	.159	.167	.201
3B Bill Boyd	26	117	41	22	8	4	0	20	1	2	1	0	.350	.487	.356
Sub Steve Brady	27	118	37	19	5	1	0	14	2	10	1	2	.314	.373	.325
Sub Orator Shaffer (1)	9	35	8	6	0	0	1	3	0	4	0	0	.229	.314	.229
Sub Jack Farrell	3	13	5	3	0	0	0	0	1	0	0	0	.385	.385	.429
Sub Jack Manning (1)	1	5	1	1	0	0	0	0	0	0	0	0	.200	.200	.200
Sub Fancy O'Neal	1	3	0	0	0	0	0	0	0	1	0	0	.000	.000	.000
	53	2144	591	371	86	18	2	243	31	63	42	21	.276	.335	.286

1B—Mills 53

2B—Addy 45, Pike 7, Hastings 1

SS—Barlow 32, Pike 20, Fisher 2, Barnie 1, Addy 1, Brady 1, Hastings 1

3B—Boyd 25, Brady 16, Fisher 7, Addy 5, Manning 1, Pike 1

OF—Tipper 45, Pike 27, Barnie 29, Hastings 26, Stearns 19, Fisher 12, Brady 11, Shaffer 9, Farrell 3, O'Neal 1, Boyd 1

C—Hastings 39, Barnie 29

P—Fisher 39, Stearns 22

	Pos	G	TC	PO	A	DP	E	PB	FA
Mills	1B	53	577	522	9	13	46	—	.920
Addy	2B	45	312	125	139	7	48	—	.846
Tipper	LF	45	138	107	5	1	26	—	.812
Hastings	C	39	197	117	29	4	51	33	.741
"	RF@	26	34	23	2	0	9	—	.735
Fisher	P	39	95	29	46	1	20	—	.789
"	CF@	12	15	9	4	0	2	—	.867
Barlow	SS	32	332	65	125	4	42	—	.819
Barnie	C	29	178	111	18	0	49	31	.725
"	RF@	29	50	26	5	2	19	—	.620
Pike	CF	27	90	70	7	1	13	—	.856
"	SS	20	141	38	72	0	31	—	.780
Boyd	3B	25	131	43	44	6	44	—	.664
Stearns	P	22	55	14	20	1	21	—	.618
"	RF@	19	24	17	0	0	7	—	.708
Brady	3B	16	71	28	19	0	24	—	.662
"	RF@	11	28	16	2	0	10	—	.643
		53	2574	1443	599	17	532	64	.793

	G	IP	H	GS	CG	W	L	SO	BB	Sh	Sv	ERA	WP	HR
Cherokee Fisher	39	322.1	416	35	31	13	23	25	13	0	0	2.26	13	1
Bill Stearns	22	158.2	238	18	14	3	14	14	15	0	0	2.95	3	0
		481	653	53	45	16	37	39	28	0	0	2.53	16	1

BALTIMORE

Warren White

Newington Park

	G	AB	H	R	2B	3B	HR	RBI	BB	SO	SB	CS	BA	SA	OBP
3B Warren White	45	211	57	21	1	0	0	17	2	2	1	0	.270	.277	.277
CF Harry Deane	47	203	50	29	8	1	0	13	4	3	2	1	.246	.296	.261
P Asa Brainard	47	196	47	19	3	0	0	8	2	3	0	3	.240	.255	.247
RF Oscar Bielaski	43	187	45	24	0	0	0	8	2	4	3	1	.241	.241	.249
LF Johnny Ryan	47	181	35	29	8	1	0	19	5	13	3	0	.193	.249	.215
2B Jack Manning (2)	42	174	61	32	8	2	0	18	2	2	0	0	.351	.420	.358
C Pop Snyder	39	151	33	24	4	0	1	17	1	2	0	0	.219	.265	.224
1B Charlie Gould	33	143	32	19	6	0	0	14	2	2	1	0	.224	.266	.234
SS Lou Say	18	66	14	4	3	0	0	5	0	1	0	0	.212	.258	.212
SS Joe Gerhardt	14	61	19	10	0	1	0	6	0	0	0	0	.311	.344	.311
Sub Frank Sellman	12	54	16	9	3	2	0	5	0	2	2	0	.296	.426	.296
1B Zach Taylor	13	48	12	3	0	0	0	3	0	1	0	0	.250	.250	.250
Sub Charlie Sweasy (1)	8	33	8	2	0	0	0	4	2	0	0	0	.242	.242	.286
Sub John Smith	6	21	4	1	1	0	0	1	0	1	0	0	.190	.238	.190
Sub Robert Brown	2	9	0	0	0	0	0	0	0	0	0	0	.000	.000	.000
Sub Levin Jones	2	7	1	0	0	0	0	1	0	0	0	0	.143	.143	.143
Sub Bill Smiley	2	7	0	0	0	0	0	0	0	0	0	0	.000	.000	.000
Sub ? Wood	1	5	0	0	0	0	0	0	0	1	0	0	.000	.000	.000
Sub Fred Boardman	1	4	1	0	0	0	0	0	0	0	0	0	.250	.250	.250
Sub Henry Kohler	1	4	0	0	0	0	0	0	0	0	0	0	.000	.000	.000
Sub Hugh Reed	1	4	0	0	0	0	0	0	0	0	0	0	.000	.000	.000
Sub Henry Reville	1	4	0	0	0	0	0	0	0	0	0	0	.000	.000	.000
Sub Lew Carl	1	3	0	0	0	0	0	0	0	0	0	0	.000	.000	.000
	47	1776	435	227	45	7	1	140	22	37	12	5	.245	.280	.254

1B—Gould 32, Taylor 13, Kohler 2, Bielaski 1, Manning 1

2B—Manning 21, Brainard 20, Sweasy 8, Sellman 2, Deane 2, Wood 1, Bielaski 1

SS—Say 18, Gerhardt 14, Sellman 6, Smith 6, Manning 4, Brown 2, Deane 1, Kohler 1

3B—White 45, Smiley 2, Sellman 1, Manning 1

OF—Ryan 47, Deane 46, Bielaski 42, Brainard 3, Sellman 2, Smith 1, Reed 1, Reville 1, Boardman 1, Sweasy 1, Jones 1, Manning 1

C—Snyder 39, Sellman 6, White 2, Carl 1, Gould 1, Jones 1

P—Brainard 30, Manning 22, Ryan 1

	Pos	G	TC	PO	A	DP	E	PB	FA
Ryan	LF	47	210	174	7	1	29	—	.862
Deane	CF	46	99	75	6	2	18	—	.818
White	3B	45	253	85	185	6	83	0	.765
Bielaski	RF@	42	88	62	9	1	17	—	.807
Snyder	C	39	227	132	47	0	48	13	.789
Gould	1B	32	366	344	4	11	18	—	.951
Brainard	P	30	55	8	35	2	12	—	.782
"	2B	20	81	22	38	1	21	—	.741
Manning	P	22	59	11	38	0	10	—	.831
"	2B	21	119	52	42	8	25	—	.790
Say	SS	18	126	16	83	0	27	—	.786

THE ANNUAL RECORD

	Pos	G	TC	PO	A	DP	E	PB	FA
Gerhardt	SS	14	88	7	59	3	22	—	.750
Taylor	1B	13	185	166	3	1	16	—	.914
		47	2337	1260	627	15	436	25	.812


	G	IP	H	GS	CG	W	L	SO	BB	Sh	Sv	ERA	WP	HR
Asa Brainard	30	240	405	27	25	5	22	8	27	0	0	3.71	17	1
Jack Manning (2)	22	176.2	222	20	18	4	16	12	12	0	0	2.09	2	2
Johnny Ryan	1	3.1	13	0	0	0	0	0	0	0	0	16.20	1	0
		420	640	47	43	9	38	20	39	0	0	3.13	20	3

Note: SB, CS, PB and WP totals in many cases are incomplete.

1875

BOSTON ROLLS TO A FOURTH STRAIGHT FLAG

In the spring of 1875 groundskeepers in NA ballparks had a choice either to dig up home plate and relocate it or else to redesign the foul lines, for a new rule that season required home plate to be situated entirely in foul territory. This rule change, which bade an umpire to call a ball



An indoor baseball game in progress at the 13th Regiment Armory in New York City. That there are batter's boxes tells us the game cannot have occurred prior to 1874, and that the catcher is wearing a mask and home plate is entirely in fair territory tell us it likely occurred later than 1875. By the mid '70s indoor baseball already was popular in most big eastern cities and remained so throughout the nineteenth century. The ball was softer, the fielders never wore gloves, the bases were closer together and sliding was taboo—otherwise spectators saw much the same display of skills that they did during the outdoor season.

FAMOUS FIRSTS II

In July 1875 the Philadelphia Pearls canned pitcher Cherokee Fisher for drunkenness and general misbehavior and replaced him with a 21-year-old hurler from a local amateur team. To prevent his father from learning that he was playing ball for a living, the newcomer persuaded Pearls manager Mike McGeary to list him on the lineup card as Joe Josephs. Four days after making his big league debut on July 24, "Josephs" took the box against Chicago. Nine innings later the rookie put the final touches on a 4-0 victory in which he had held the White Stockings hitless, the first such achievement in professional baseball history.

By the beginning of the 1876 season, Joe Josephs had acknowledged that his real name was Borden, and it was as Joe Borden that he won the first National League game ever played on April 22. A month later Borden nearly achieved yet a third remarkable first when he beat Cincinnati. Some 75 years afterward, baseball historian Lee Allen determined that the two hits charged against Borden in his win over Cincinnati were really walks called hits by Opie Caylor, the lone official scorer in the National League, who customarily counted walks as hits. Allen also tracked down Caylor's explanation for why he did so, which made considerable sense under the scoring rules that year. In any case, Allen's discovery seemed to make Borden, rather than George Bradley, the author of the first no-hitter in National League history as well as the first in professional history the previous year. Since then enough doubt has been cast on Borden's effort against Cincinnati to erase his honor of tossing the first National League no-hitter, but the other two famous firsts will always belong indisputably to him.

foul that struck the plate first regardless of where it went from there, was devised in the hope of reducing the number of fair-foul hits, but it failed egregiously in its intent.

Umpires and players who had only just begun to digest the difference between a Ball and a Wide Ball were again unnerved when the 1874 rule change pertaining to unfair pitches was abandoned and a batter was once again awarded first base after three called balls (actually nine unfair pitches), but their distress was mild compared to what sportswriters like Henry Chadwick felt that spring. After a season in which only eight teams vied for the NA pennant and all but Baltimore (which folded on October 16) were still in the chase at the finish, Chadwick foresaw disaster when six new teams ponied up the necessary \$15 to join the NA. The half-dozen newcomers swelled the NA's membership to 13, both an unwieldy and an unlucky number, as events would prove.


The newcomers were evenly divided between the east and the west. Comprising the eastern contingent were the Washington Nationals, back for a third try to make a go of it in the NA, and

two parvenus, the New Haven Elm Citys and the Philadelphia Centennials. From the western sector came the first two major league entries from the nation's largest city west of Chicago—the St. Louis Brown Stockings and the St. Louis Red Stockings (shortened to Reds to distinguish them from the Boston Red Stockings)—and the first, and last, major league entry from the state of Iowa, the Keokuk Westerns. The Keokuk club was the sort of entry that Chadwick most abhorred: thin on proven talent, located way out west, and based in a small population center. Yet the Chicago White Stockings welcomed Keokuk if only because its presence swelled the number of western clubs to four.

Nevertheless, the White Stockings found themselves short of allies when they went to the mat with the Philadelphia Athletics over possession of Davy Force, one of the game's finest middle infielders. Although Chicago seemed to establish incontrovertibly that it had been the first club to sign Force for the 1875 season, the NA Judiciary Committee, most of whom were officials from eastern teams, awarded him to the Athletics. For the White Stockings, and especially for their major stockholder, William Hulbert, the lesson was twofold. Hulbert inwardly vowed that the power in professional baseball would soon be shifted from the east to the west and from players such as Force—who for the moment could revolve almost totally unrestrained from team to team—to men like himself who handled the purse strings.

THE FIRST GREAT FIREMAN

Harry Wright died in 1895, unaware that 20 years earlier one of his Boston Red Stockings's pitchers set a nineteenth century season record for saves. Wright had never even heard of a pitching save at the time of his death, nor had any one else. The term did not come into popular usage until the 1960s. Wright was well aware, though, of the value that a so-called "change" pitcher could have to a team. Early in the 1870s Wright used himself in the role, swapping places with Al Spalding by moving to the box from his centerfield post while Spalding took a spot elsewhere on the diamond. Wright featured an exasperating variety of junk pitches that confounded enemy hitters because they contrasted with Spalding's speedballs. When Wright became almost entirely a bench manager in 1875, he made Jack Manning his new change pitcher and utilized Manning much as he had once employed himself. Since Manning had enough stamina to serve also as a starter, Wright received an added bonus. He was able to rest Spalding on some days by putting him in Manning's spot in the outfield and leaving him there unless Manning got in trouble. Wright cared only that his strategic use of Manning and Spalding got the desired result—the last few outs in a close game. Historians, after applying today's standards for a save to yesterday's box scores, have noted that Spalding in 1875 notched a nineteenth century record nine saves and Manning, six.



In 1875 Pat Gillespie was working in a coal mine in Carbondale, Pa., and playing second base on Sundays for the local semipro team. He would be 24 years old that November, and his prospects of ever being anything but a miner were slim. Five years later Gillespie made his major league debut with Troy as an outfielder. He remained in the majors until 1887 when the New York Giants released him. In July of the following year, the Albany minor league team fired him after he and teammate Chief Roseman assaulted a woman while they were drunk and then threatened to assault team manager Frank Leonard after they were fined. *Sporting Life*, reporting on the incident, said of Gillespie, "he is his own worst enemy." Two years later Gillespie was back in Carbondale working side by side with his father in a coal mine for \$1 a day.

Hulbert initially had a sympathetic ear among the eastern bloc of teams. Harry Wright avowed that his Boston Red Stockings would refuse to play the Athletics so long as Force remained in Philadelphia livery. When it was pointed out to Wright that if Boston did not play the Athletics the requisite number of games in 1875 to constitute a season series (now six) both teams would be disqualified from pennant consideration, he quickly recanted, and the season began with Force acceptable to all except Chicago as a member of the Athletics.

Al Spalding commenced Boston's bid for a fourth successive NA championship by blanking the fledgling Elm Citys 6-0 in Boston on April 19, the centennial anniversary of Lexington and Concord. Ten days later the Red Stockings participated in the first major league game south of the Mason-Dixon Line, beating Washington in Richmond. On May 15 Boston was in first place at 14-0, followed by Hartford at 10-0. The St. Louis Brown Stockings, at 5-0, also had a perfect record, while New Haven (0-8) and Washington (0-11) were still winless. The difference between the haves and the have-nots only increased in the last and, in many ways, the most uneven of the NA's five seasons. The Philadelphia Centennials, though they had a veteran crew, were saddled with too many disruptive personalities such as John Radcliff and Bill Craver and disbanded on May 24, winners in just two of their 14 games. Keokuk's Westerns toppled on June 15 after a rain-abbreviated 1-0 loss to New York that typified the team's performance: good pitching and defense but anemic hitting. Washington lasted just a couple of weeks longer before

adjourning. St. Louis's crimson-hosed entry never officially quit the hunt but retired from it for all practical purposes when the Reds refused to make any road trips after July 4 and could no longer entice any of their NA rivals to play them in St. Louis. New Haven, although winless in its first 15 games, survived the season, helped by adding players from defunct teams, but won just seven times in 47 outings.

Of the six new entries, only the St. Louis Brown Stockings offered a competitive product in 1875. By finishing a solid 4th, the Brown Stockings not only far outstripped their fellow newcomers, winning nearly as many games as the other five combined, but they also beat out four veteran teams, the Philadelphia Pearls, the New York Mutuals, Chicago and the Brooklyn Atlantics. Yet no other NA team, veteran or newcomer, provided much of a test for Boston. On May 18 both Boston and Hartford were still undefeated when they met for the first time in 1875. By

THE AWFUL ATLANTICS

In 1874 the Brooklyn Atlantics were on the upswing, winning 23 games in 55 outings and finishing just four and a half games out of the NA's first division. The following season the bottom fell out after manager third baseman Bob Ferguson absconded to Hartford with rookie pitching find Tommy Bond. In 1875 the Atlantics collected their first win early in the campaign, beating New Haven 3-2 on April 26, but their second victory did not come until exactly a month later when they decked the still winless Elm Citys again. The Atlantics' 14-4 verdict over New Haven on May 26 put them at 2-11 for a .154 winning percentage. It was to be their high point. Over the next five months the Atlantics lost 31 straight games to finish with a .042 winning percentage, the poorest full-season showing ever by a major league team. In a frantic effort to end his team's losing skein, Atlantics business manager Benjamin Van Delft tried just about every man who came to the team's Union Grounds park claiming to be a player. As a result, the Atlantics employed an NA record 35 different players, many of them for only a single day. A welter of the Atlantics' cameo performers are known by their last names only, and in some cases not even that much about them is a certainty. There were some bit players, however, who possessed a fair amount of talent, even if it was not apparent to Van Delft. Among the more notable performers who debuted with the 1875 Atlantics were Barney Gilligan and Doc Bushong, later to become two of the better catchers in the 1880s.

MOST PLAYERS USED, SEASON, NA TEAM

Team	Year	Players Used
Brooklyn Atlantics	1875	35
Brooklyn Eckfords	1872	26
New Haven	1875	25
Baltimore	1874	23
Brooklyn Atlantics	1872	22
Brooklyn Atlantics	1874	21

winning 10-5, Boston set the tone for the season. The Red Stockings ran their streak to 26-0 before losing for the first time to the Brown Stockings and their rookie ace George Bradley on June 5, 5-4; meanwhile Hartford was already far behind at 19-5 and would not win a game over the defending champions until October 29.

In July, after Hulbert surreptitiously signed Spalding, Ross Barnes, Cal McVey and Deacon White to play with Chicago in 1876, White inadvertently let the cat out of the bag to Harry Wright. So brazenly breathtaking was Hulbert's theft that the deserters were labeled the "Big Four." But rather than unraveling as expected after the quartet's treason was revealed, Boston

ONE-GAMER II

The New Haven Elm Citys boasted a 6-35 record when Charlie Pabor replaced Juice Latham as captain near the end of the season. Under Pabor's leadership, the Elm Citys went 1-5. Their lone win for Pabor came on September 28 when he put one George Knight, a former Yale University star from Lakeville, Connecticut, in the box. After that day, Knight never appeared again in big league livery, preferring a medical career to baseball; by 1885 he had succeeded his father, also a doctor, as the superintendent of the Connecticut School for Imbeciles at Lakeville. Knight is the lone NA performer to achieve a complete-game win in his one and only appearance as a pitcher.

only grew stronger. When the book closed on the final NA campaign, the Red Stockings had just eight losses in 79 decisions for an all-time major league record .899 winning percentage. Even more impressive, during the five years the NA lived, Boston won at a .788 clip overall with 226 victories and 60 defeats. This sort of competitive imbalance ultimately destroyed the NA, but the manner in which Wright assembled and maintained his dynasty is a model as valid today as it was in the early 1870s.

THE SEASONAL RECORD

	G	W	L	Pct	H	R	GB	Attendance
1. Boston Red Stockings	82	71	8	.899	37-0	34-8	—	47,500
2. Hartford Dark Blues	86	54	28	.659	26-11	28-17	18.5	40,000
3. Philadelphia Athletics	77	53	20	.726	29-9	24-11	15	54,000
4. St. Louis Browns	70	39	29	.574	21-12	18-17	26.5	78,000
5. Philadelphia Pearls	70	37	31	.544	16-21	21-10	28.5	38,500
6. Chicago White Stockings	69	30	37	.448	16-16	14-21	35	60,323
7. New York Mutuals	71	30	38	.441	.13-21	17-17	35.5	33,500
8. New Haven Elm Citys	47	7	40	.149	3-24	4-16	48	16,000
%Washington	28	5	23	.179	2-10	3-13	40.5	5,500
+St. Louis Reds	19	4	15	.211	3-11	1-4	37	6,500
@Philadelphia Centennials	14	2	12	.143	0-7	2-5	36.5	4,500
Brooklyn Atlantics	44	2	42	.045	1-30	1-12	51.5	12,500
#Keokuk Westerns	13	1	12	.077	1-7	0-5	37	4,000

@ Disbanded on May 25

Disbanded on June 16

% Disbanded on July 5

+ Dropped by the league on July 5

	Bos	Har	Ath	SB	Phi	Ch	NY	NH	Was	SR	Cen	Atl	Wes	Tot
Boston	—	9	8	7	6	8	10	5	6	1	4	6	1	71
Hartford	1	—	4	5	4	6	8	8	4	3	1	10	*	54
Athletics	2	3	—	6	8	7	6	7	5	*	2	7	*	53
Browns	2	5	1	—	5	5	8	2	3	1	*	2	4	39
Pearls	0	4	2	5	—	7	2	4	2	1	3	7	*	37
Chicago	2	4	1	5	3	—	3	2	*	4	*	2	4	30
New York	0	2	3	0	5	3	—	5	*	2	2	7	1	30
New Haven	1	1	0	1	0	1	1	—	1	*	0	1	*	7
Washington	0	0	0	0	0	*	*	4	—	1	*	*	*	5
Reds	0	0	*	0	0	0	0	*	2	—	*	*	2	4
Centennials	0	0	1	*	0	*	0	1	*	*	—	*	*	2
Brooklyn	0	0	0	0	0	0	0	2	0	*	*	—	*	2
Keokuk	0	*	*	0	*	0	0	*	*	1	*	*	—	1
	8	28	20	29	31	37	38	40	23	15	12	42	12	335

* Teams did not meet one another.

SEASON LEADERS

Batting Average (200 ABs)

1. White, Boston	.367
2. Barnes, Boston	.364
3. McVey, Boston	.355
4. Pike, St. Louis	.346
5. G. Wright, Boston	.333

Slugging Average

1. McVey, Boston	.517
2. Pike, St. Louis	.494
3. Craver, Cent-Athletics	.455
4. D. White, Boston	.453
5. Barnes, Boston	.443

On-Base Percentage

1. Barnes, Boston	.375
2. D. White, Boston	.372
3. McVey, Boston	.356
4. Pike, St. Louis	.352
5. G. Wright, Boston	.337

Total Bases

1. McVey, Boston	201
2. G. Wright, Boston	176
3. Barnes, Boston	174
4. D. White, Boston	168
5. Leonard, Boston	156

Home Runs

1. O'Rourke, Boston	6
2. Hall, Athletics	4
Start, New York	4
4. Hallinan, Keokuk-NY	3
McVey, Boston	3

RBI

1. McVey, Boston	87
2. Leonard, Boston	74
3. O'Rourke, Boston	72
4. Hall, Athletics	62
5. G. Wright, Boston	61

THE ANNUAL RECORD**Hits**

1. Barnes, Boston	143
2. McVey, Boston	138
3. White, Boston	136
G. Wright, Boston	136
5. Leonard, Boston	127

Stolen Bases (Data Incomplete)

1. Murnane, Pearls	30
2. Barnes, Boston	29
3. Pike, Browns	25
4. Dehlman, Browns	23
5. Burdock, Hartford	20

PITCHING**Wins**

1. Spalding, Boston	54
2. McBride, Athletics	44
3. Cummings, Hartford	35
4. Bradley, Browns	33
5. Mathews, New York	29
Zettlein, Chicago-Pearls	29

Complete Games

1. Mathews, New York	69
2. McBride, Athletics	59
3. Bradley, Browns	57
4. Spalding, Boston	52
5. Zettlein, Chicago-Pearls	49

ERA (75 innings)

1. Bond, Hartford	1.41
2. Spalding, Boston	1.59
Zettlein, Chicago-Pearls	1.59
4. Cummings, Hartford	1.60
5. Golden, Keokuk-Chicago	1.83

FIELDING**Putouts****1B**

Dehlman, Browns	849
E. Mills, Hartford	737
Start, New York	702

2B

Barnes, Boston	253
Burdock, Hartford	208
Battin, Browns	168

3B

Ferguson, Hartford	173
Sutton, Athletics	133
W. White, Chicago	99

SS

Force, Athletics	116
G. Wright, Boston	95
Carey, Baltimore	89

Runs

1. Barnes, Boston	115
2. G. Wright, Boston	106
3. O'Rourke, Boston	97
4. McVey, Boston	89
5. Leonard, Boston	87

Strikeouts

1. Dehlman, Browns	21
2. Bradley, Browns	19
3. McGee, New York-Brook	14
Hastings, Chicago	14
5. Burdock, Hartford	13
Golden, Keokuk-Chicago	13

Bases on Balls

1. Dehlman, Browns	11
2. Harbidge, Hartford	9
Hastings, Chicago	9
O'Rourke, Boston	9
Nelson, New York	9

OPS

1. McVey, Boston	.873
2. Pike, Browns	.846
3. D. White, Boston	.824
4. Barnes, Boston	.818
5. Craver, Cent-Athletics	.779

Losses

1. Mathews, New York	38
2. Nichols, New Haven	29
3. Bradley, Browns	26
4. Zettlein, Chicago-Pearls	22
5. Cassidy, Brooklyn-NH	21

Strikeouts

1. Cummings, Hartford	82
2. Spalding, Boston	75
Mathews, New York	75
4. Bond, Hartford	70
5. Bradley, Browns	60

Lowest OOBP

1. Bond, Hartford	.219
2. Fisher, Athletics	.233
3. Cummings, Hartford	.236
4. Bradley, Browns	.247
5. Nichols, New Haven	.248

Innings

1. Mathews, New York	625.2
2. Spalding, Boston	570.2
3. McBride, Athletics	538
4. Bradley, Browns	535.2
5. Zettlein, Chicago-Pearls	463.1

Winning Percentage (20 decisions)

1. Spalding, Boston	.915
2. Manning, Boston	.889
3. McBride, Athletics	.759
4. Cummings, Hartford	.745
5. Zettlein, Chicago-Pearls	.569

Lowest OBA

1. Bond, Hartford	.216
2. Fisher, Athletics	.229
3. Cummings, Hartford	.235
4. Bradley, Browns	.241
5. Nichols, New Haven	.242

Assists

Anson, Athletics	14
McVey, Boston	13
Three with	12

Barnes, Boston	252
Battin, Browns	209
Burdock, Hartford	185

Sutton, Athletics	168
Ferguson, Hartford	157
W. White, Chicago	136

Pearce, Browns	262
Force, Athletics	259
G. Wright, Boston	253

Fielding Average

Dehlman, Browns	.955
McVey, Boston	.949
Start, New York	.948

Burdock, Hartford	.895
Barnes, Boston	.877
Battin, Browns	.861

Ferguson, Hartford	.827
W. White, Chicago	.813
Sutton, Athletics	.803

Force, Athletics	.887
Peters, Chicago	.871
G. Wright, Boston	.861

RF

Addy, Pearls	89	A. Allison, Wash-Hartford	17	E. Booth, New York	.822
E. Booth, New York	67	E. Booth, New York	16	Manning, Boston	.802
Bielaski, Chicago	64	Manning, Boston	15	Addy, Pearls	.769

CF

Remsen, Hartford	156	Holdsworth, New York	11	Eggler, Athletics	.919
Eggler, Athletics	129	O'Rourke, Boston	10	Remsen, Hartford	.892
Pike, Browns	110	Remsen, Hartford	9	Pike, Browns	.884

LF

Gedney, New York	201	Leonard, Boston	12	G. Hall, Athletics	.891
York, Hartford	190	G. Hall, Athletics	8	York, Hartford	.868
G. Hall, Athletics	156	Gedney, New York	8	Cuthbert, Browns	.856

C

D. White, Boston	355	D. White, Boston	87	D. Allison, Hartford	.896
D. Allison, Hartford	338	Hicks, New York	67	D. White, Boston	.880
Clapp, Athletics	305	Clapp, Athletics	62	Clapp, Athletics	.874

P

Bradley, Browns	52	Spalding, Boston	133	McBride, Athletics	.955
Spalding, Boston	51	Bradley, Browns	121	Zettlein, Chicago-Pearls	.940
Mathews, New York	44	Mathews, New York	106	Cummings, Hartford	.911

Double Plays**1B**

E. Mills, Hartford	39	E. Mills, Hartford	44	Dehlman, Browns	13.4
McVey, Boston	28	Dehlman, Browns	41	Start, New York	10.9
Fisler, Athletics	25	Start, New York	39	McVey, Boston	10.4

2B

Barnes, Boston	35	Barnes, Boston	71	Barnes, Boston	7.6
Craver, Cent-Athletics	28	Battin, Browns	61	Battin, Browns	7.1
Burdock, Hartford	24	Somerville, New Haven	55	Burdock, Hartford	6.0

3B

Sutton, Athletics	10	Sutton, Athletics	74	Sutton, Athletics	5.14
A. Nichols, Atlantics	8	Ferguson, Hartford	69	Gerhardt, New York	5.09
Ferguson, Hartford	7	Hague, Browns	61	W. White, Chicago	4.9

SS

Force, Athletics	22	Pearce, Browns	69	Fulmer, Pearls	5.83
G. Wright, Boston	20	Carey, Hartford	61	Pearce, Browns	5.79
Pearce, Browns	17	G. Wright, Boston	56	Force, Athletics	5.5

RF

Anson, Athletics	4	Addy, Pearls	31	Bielaski, Chicago	2.1
Nine tied with	2	Bielaski, Chicago	23	Addy, Pearls	2.0
		Chapman, Browns	20	Booth, New York	1.7

CF

Geer, New Haven	3	Holdsworth, New York	27	Remsen, Hartford	2.283
Hines, Chicago	3	O'Rourke, Boston	23	Eggler, Athletics	2.277
Eggler, Athletics	3	Remsen, Hartford	20	Pike, Browns	2.0

LF

Treacey, Cenn-Pearls	2	Gedney, New York	39	Gedney, New York	3.8
G. Hall, Athletics	2	Leonard, Boston	33	Treacey, Cenn-Pearls	3.0
Gedney, New York	2	York, Hartford	30	York, Hartford	2.64

C

Hicks, New York	7	Hicks, New York	80	D. Allison, Hartford	7.5
D. White, Boston	6	Snyder, Pearls	77	Hicks, New York	7.4
D. Allison, Hartford	5	McGinley, Cent-New Haven	70	Clapp, Athletics	7.0

THE ANNUAL RECORD

Leaders in Passed Balls: McGinley, Centennials-New Haven (65); D. White, Boston (60); Hastings, Chicago (56)

P

Spalding, Boston	10	Mathews, New York	29	T. Nichols, New Haven	4.4
Bradley, Browns	8	T. Nichols, New Haven	28	Blong, Reds	3.7
Three with	4	Bradley, Browns	20	Bond, Hartford	3.4

BOSTON

Harry Wright

South End Grounds I

	G	AB	H	R	2B	3B	HR	RBI	BB	SO	SB	CS	BA	SA	OBP
SS George Wright	79	408	136	106	20	7	2	61	2	6	13	6	.333	.431	.337
LF Andy Leonard	80	396	127	87	14	6	1	74	2	6	14	8	.321	.394	.324
2B Ross Barnes	78	393	143	115	20	4	1	58	7	3	29	6	.364	.443	.375
1B Cal McVey	82	389	138	89	36	9	3	87	1	5	7	0	.355	.517	.356
C Deacon White	80	371	136	76	23	3	1	60	3	2	2	3	.367	.453	.372
CF Jim O'Rourke	75	358	106	97	13	7	6	72	9	6	17	5	.296	.422	.313
RF Jack Manning	77	348	94	71	11	3	1	46	2	9	5	5	.270	.328	.274
P Al Spalding	74	343	107	68	15	3	0	56	3	3	2	2	.312	.373	.318
3B Harry Schafer	52	222	64	49	9	0	0	17	1	8	3	2	.288	.329	.291
OF Tommy Beals	35	155	41	38	2	6	0	16	3	1	1	0	.265	.355	.278
Sub Juice Latham (1)	16	78	21	23	4	0	0	13	0	2	0	0	.269	.321	.269
Sub Frank Heifer	11	50	14	11	0	3	0	5	0	0	0	0	.280	.400	.280
Sub Harry Wright	1	4	1	1	0	0	0	0	0	1	0	0	.250	.250	.250
	82	3515	1128	831	167	51	15	565	33	52	93	37	.321	.410	.327

1B—McVey 55, Latham 16, Heifer 9, O'Rourke 6, Spalding 4, Manning 3, Leonard 2, White 1

2B—Barnes 76, Beals 8, Leonard 2

SS—G. Wright 79, Leonard 3, Barnes 2

3B—Schafer 51, O'Rourke 27, Leonard 3, Manning 1

OF—Leonard 73, Manning 64, O'Rourke 45, Beals 30, McVey 23, Spalding 18, White 14, Heifer 6, Barnes 3, H. Wright 1, Schafer 1

C—White 75, McVey 16, O'Rourke 1

P—Spalding 72, Manning 27, McVey 3, Heifer 2, G. Wright 2

	Pos	G	TC	PO	A	DP	E	PB	FA
G. Wright	SS	79	404	95	253	20	56	—	.861
Barnes	2B	76	576	253	252	35	71	—	.877
White	C	75	502	355	87	6	60	60	.880
"	RF	14	7	4	1	0	2	—	.714
Leonard	LF	73	170	125	12	0	33	—	.806
Spalding	P	72	203	51	133	10	19	—	.906
"	RF@	18	17	11	0	0	6	—	.647
Manning	RF	64	96	62	15	2	19	—	.802
"	P	27	43	6	29	1	8	—	.814
McVey	1B	55	574	532	13	28	29	—	.949
"	CF@	23	36	29	2	0	5	—	.861
"	C	16	109	74	21	1	14	19	.872
Schafer	3B	51	229	73	109	4	47	—	.795
O'Rourke	CF@	45	100	72	8	1	20	0	.800
"	3B	27	115	26	55	3	34	—	.704
Beals	CF@	30	60	50	2	1	8	—	.866
Latham	1B	16	193	174	5	12	14	—	.927
		82	3714	2196	1035	56	483	79	.870

	G	IP	H	GS	CG	W	L	SO	BB	Sh	Sv	ERA	WP	HR
Al Spalding	72	570.2	573	62	52	54	5	75	18	7	9	1.59	17	1
Jack Manning	27	144	152	18	8	16	2	34	14	6	6	2.38	15	1
Cal McVey	3	11	15	2	0	1	0	1	1	0	1	4.91	2	0
George Wright	2	4	5	0	0	0	1	0	0	0	0	6.75	0	0
Frank Heifer	2	2.1	6	0	0	0	0	0	0	0	1	15.43	0	0
		732	751	82	60	71	8	110	33	10	17	1.87	34	2

HARTFORD**Bob Ferguson**

Hartford Base Ball Grounds

	G	AB	H	R	2B	3B	HR	RBI	BB	SO	SB	CS	BA	SA	OBP
SS Tom Carey	86	382	101	63	6	2	0	38	1	3	13	3	.264	.291	.266
LF Tom York	86	375	111	68	14	7	0	37	3	6	7	3	.296	.371	.302
3B Bob Ferguson	85	366	88	65	10	4	0	43	3	5	2	1	.240	.290	.247
CF Jack Remsen	86	358	96	70	10	4	0	34	5	4	6	3	.268	.318	.278
2B Jack Burdock	74	350	103	72	12	5	0	35	3	13	20	11	.294	.357	.300
1B Ev Mills	80	342	89	59	8	4	1	48	0	3	6	4	.260	.316	.260
P Tommy Bond	72	289	77	32	11	3	0	33	0	5	5	1	.266	.325	.266
C Doug Allison	61	269	67	38	7	0	0	21	6	3	2	0	.249	.275	.265
P Candy Cummings	53	221	44	30	7	2	0	15	3	11	1	0	.199	.249	.210
C Bill Harbidge	53	208	50	32	3	3	0	26	9	3	2	4	.240	.284	.272
RF Art Allison (2)	40	175	42	26	4	1	1	19	0	3	1	2	.240	.291	.240
Sub Paddy Quinn (2)	5	13	3	1	0	0	0	1	1	3	0	1	.231	.231	.231
Sub Charley Jones (2)	1	4	0	1	0	0	0	0	0	1	0	0	.000	.000	.000
Sub Steve Brady (1)	1	4	0	0	0	0	0	0	0	1	0	0	.000	.000	.000
	86	3356	871	557	92	35	2	350	34	64	65	33	.260	.310	.267

1B—Mills 80, Bond 4, Harbidge 3, D. Allison 2, A. Allison 1

2B—Burdock 73, Harbidge 11, Bond 3, A. Allison 2, Carey 1

SS—Carey 86, Harbidge 1

3B—Ferguson 85, Burdock 2

OF—York 86, Remsen 86, A. Allison 38, Bond 29, Harbidge 13, Cummings 6, Quinn 3, D. Allison 2, Brady 1, Jones 1

C—D. Allison 59, Harbidge 31, Quinn 3, Burdock 1, A. Allison 1

P—Cummings 48, Bond 40, Ferguson 1

	Pos	G	TC	PO	A	DP	E	PB	FA
Carey	SS	86	390	89	240	17	61	—	.844
York	LF	86	227	190	7	1	30	—	.868
Remsen	CF@	86	194	162	10	1	22	—	.887
Ferguson	3B	85	399	173	157	7	69	—	.827
Mills	1B	80	793	737	12	40	44	—	.945
Burdock	2B	73	439	208	185	24	46	—	.895
D. Allison	C	59	441	338	57	5	46	34	.896
Cummings	P	48	124	28	85	5	11	—	.911
Bond	P	40	137	32	92	4	13	—	.905
"	RF	29	51	28	10	2	13	—	.745
A. Allison	RF	38	66	34	17*	2	15	—	.773
Harbidge	C	31	202	150	26	1	26	29	.871
"	RF	13	18	11	3	1	4	—	.778
"	2B	11	60	26	20	4	14	—	.767
		86	3683	2310	935	47	438	63	.881

THE ANNUAL RECORD

	G	IP	H	GS	CG	W	L	SO	BB	Sh	Sv	ERA	WP	HR
Candy Cummings	48	416	397	47	46	35	12	82	4	7	0	1.60	17	0
Tommy Bond	40	352	302	39	37	19	16	70	7	6	0	1.41	17	3
Bob Ferguson	1	2	9	0	0	0	0	0	0	0	0	22.50	1	1
		770	708	86	83	54	28	152	11	13	0	1.57	35	4

PHILADELPHIA ATHLETICS

Dick McBride (49-18) Cap Anson (4-2)

Athletic Park

	G	AB	H	R	2B	3B	HR	RBI	BB	SO	SB	CS	BA	SA	OBP
SS Davy Force	77	386	120	78	22	5	0	49	7	5	6	3	.311	.394	.323
3B Ezra Sutton	75	358	116	83	11	7	1	59	1	3	13	10	.324	.402	.326
LF George Hall	77	358	107	71	10	12	4	62	3	4	8	5	.299	.427	.305
UT Cap Anson	69	326	106	84	15	3	0	58	4	2	11	6	.325	.390	.333
CF Dave Egler	66	295	89	66	13	7	0	33	1	10	6	5	.302	.393	.304
C John Clapp	60	292	77	65	8	7	0	39	7	1	9	5	.265	.339	.281
P Dick McBride	60	270	73	42	9	0	0	45	4	5	2	1	.270	.304	.281
1B West Fisler	58	268	74	54	13	3	0	31	4	4	1	4	.276	.347	.287
2B Bill Craver (2)	54	260	83	71	11	11*	2	40	4	5	8	4	.319	.469	.330
RF George Bechtel (2)	35	164	46	33	6	2	0	20	1	2	2	0	.280	.341	.285
Sub John Richmond	29	125	25	29	2	0	0	12	1	4	1	0	.200	.216	.206
Sub Adam Rocap	16	69	12	13	1	0	0	4	1	7	3	2	.174	.188	.186
P Lon Knight	13	47	6	5	2	0	0	2	0	2	2	0	.128	.170	.128
Sub Al Reach	3	14	4	4	1	0	0	1	0	0	2	1	.286	.357	.286
Sub William Coon	4	12	2	1	0	0	0	1	0	0	1	0	.167	.167	.167
Sub ? Gilroy	2	6	1	0	0	0	0	0	0	0	0	0	.167	.167	.167
	77	3250	941	699	124	57	7	456	38	55	75	46	.290	.369	.298

1B—Fisler 46, Anson 32, Sutton 2, Hall 1

2B—Craver 53, Richmond 17, Fisler 5, Rocap 4, Reach 1

SS—Force 77, Knight 1, Sutton 1

3B—Sutton 73, Anson 5, Force 2, Craver 1

OF—Hall 75, Egler 66, Bechtel 31, Anson 25, Rocap 12, Richmond 11, Fisler 10, Reach 2, Sutton 1, Gilroy 1, Coon 1, McBride 1

C—Clapp 60, Anson 13, Coon 4, Richmond 3, Craver 2, Gilroy 1

P—McBride 60, Knight 13, Bechtel 4, Sutton 2

	Pos	G	TC	PO	A	DP	E	PB	FA
Force	SS	77	423	116	259	22	48	—	.887
Hall	LF@	75	193	163	8	2	22	—	.886
Sutton	3B	73	375	133	168	10	74	—	.803
Egler	CF@	66	151	132	7	3	12	—	.921
Clapp	C	60	420	305	62	4	53	19	.874
McBride	P	60	110	28	77	4	5	—	.955
Craver	2B	53	341	140	152	28	49	3	.856
Fisler	1B	46	476	450	6	25	20	—	.958
"	RF@	10	11	7	1	0	3		.727
Anson	1B	32	307	269	14	13	24		.922
"	RF@	25	65	40	13	5	12		.815
"	C	13	70	41	14	1	15	17	.786
Bechtel	RF@	31	79	60	4	1	15	—	.810
Richmond	2B	17	97	44	35	6	18	17	.814
"	RF@	11	27	18	4	0	5		.815
Knight	P	13	40	10	25	1	5	—	.875
Rocap	RF@	12	31	23	3	0	5	—	.839
		77	3378	2061	898	51	419	66	.876

	G	IP	H	GS	CG	W	L	SO	BB	Sh	Sv	ERA	WP	HR
Dick McBride	60	538	607	60	59	44	14	27	24	6	0	2.33	8	4
Lon Knight	13	107	114	13	12	6	5	15	12	0	0	2.27	7	0
George Bechtel (2)	4	36	41	4	4	3	1	3	3	0	0	2.50	1	0
Ezra Sutton	2	6	14	0	0	0	0	0	0	0	0	10.50	2	0
		687	776	77	75	53	20	45	39	6	0	2.40	18	4

ST. LOUIS BROWN STOCKINGS

Dickey Pearce

Grand Avenue Park

	G	AB	H	R	2B	3B	HR	RBI	BB	SO	SB	CS	BA	SA	OBP
LF Ned Cuthbert	68	319	78	68	9	2	0	17	3	8	18	1	.245	.285	.252
CF Lip Pike	70	312	108	61	22	12	0	44	3	8	25	10	.346	.494	.352
SS Dickey Pearce	70	311	77	51	6	3	0	29	7	7	8	3	.248	.286	.264
2B Joe Battin	67	284	71	31	6	3	0	33	0	6	15	3	.250	.292	.250
3B Bill Hague	62	260	57	24	2	0	0	22	2	9	3	4	.219	.227	.225
P George Bradley	60	254	62	28	7	3	0	24	1	19	3	3	.244	.295	.247
1B Dutch Dehlman	67	254	57	42	12	2	0	14	11	21	23	9	.224	.298	.257
C Tom Miller	55	214	35	18	2	0	0	12	1	8	2	0	.164	.173	.171
RF Jack Chapman	43	195	44	28	5	3	0	30	1	7	4	1	.226	.282	.230
Sub Charlie Waitt	30	113	23	14	10	0	0	12	2	7	3	2	.204	.292	.217
Sub George Seward	25	96	24	12	2	0	0	8	1	1	1	1	.250	.271	.258
P Jim Galvin	13	46	6	8	2	1	0	2	0	1	3	0	.130	.217	.130
P Frank Fleet (1)	4	16	1	1	0	0	0	1	0	0	0	0	.063	.063	.063
	70	2674	643	386	85	29	0	248	32	102	108	36	.240	.294	.249

1B—Dehlman 67, Waitt 4, Hague 1, Chapman 1

2B—Battin 62, Pike 10, Seward 2, Bradley 1, Cuthbert 1

SS—Pearce 70, Bradley 2, Pike 1

3B—Hague 62, Battin 6, Miller 2, Pike 2, Bradley 1, Fleet 1

OF—Cuthbert 67, Pike 64, Chapman 43, Waitt 30, Seward 7, Galvin 6, Dehlman 2, Bradley 1, Battin 1, Fleet 1, Hague 1, Miller 1

C—Miller 53, Seward 18, Cuthbert 3, Battin 2

P—Bradley 60, Galvin 8, Fleet 3, Pearce 2

	Pos	G	TC	PO	A	DP	E	PB	FA
Pearce	SS	70	405	74	262	17	69	—	.830
Dehlman	1B	67	902	849	12	26	41	—	.955
Cuthbert	LF@	67	121	102	2	0	17	6	.860
Pike	CF@	64	131	111	5	2	15	—	.885
"	2B	10	52	20	26	1	6	—	.885
Battin	2B	62	438	168	211	22	61	2	.861
Hague	3B	62	279	90	128	3	61	—	.781
Bradley	P	60	193	52	121	8	20	—	.896
Miller	C	53	295	185	59	3	51	37	.827
Chapman	RF	43	75	49	6	2	20	—	.733
Waitt	RF@	30	47	34	3	2	10	—	.787
Seward	C	18	104	65	20	0	19	24	.817
		70	3237	1890	922	36	425	69	.869

THE ANNUAL RECORD

	G	IP	H	GS	CG	W	L	SO	BB	Sh	Sv	ERA	WP	HR
George Bradley	60	535.2	540	60	57	33	26	60	17	5	0	2.13	23	3
Jim Galvin	8	62	53	7	7	4	2	8	1	0	1	1.16	1	0
Frank Fleet (1)	3	27	33	3	3	2	1	3	3	0	0	3.33	1	0
Dickey Pearce	2	5.1	10	0	0	0	0	0	0	0	0	3.38	0	0
	630	636	70	67	39	29	71	21	5	1	2.10	25	3	

PHILADELPHIA PEARLS

Mike McGeary (34-27) Bob Addy (3-4)

Athletic Park

	G	AB	H	R	2B	3B	HR	RBI	BB	SO	SB	CS	BA	SA	OBP
1B Tim Murnane	69	313	85	71	5	0	1	30	7	7	30	9	.272	.297	.288
RF Bob Addy	69	310	80	60	8	4	0	43	0	2	16	8	.258	.310	.258
3B Mike McGeary	68	310	90	71	6	2	0	37	1	1	19	4	.290	.323	.293
2B Levi Meyerle	68	301	95	55	14	8	1	54	0	2	7	2	.316	.425	.316
SS Chick Fulmer	69	295	65	50	6	1	0	24	0	6	10	4	.220	.247	.220
C Pop Snyder	66	263	64	38	8	2	1	25	4	4	3	8	.243	.300	.255
CF John McMullin	54	222	57	33	9	4	2	19	5	12	6	10	.257	.360	.273
LF Fred Tracey (2)	43	179	38	23	3	3	0	15	1	3	6	3	.212	.263	.217
P Cherokee Fisher	41	177	41	26	3	1	0	11	1	6	4	3	.232	.260	.235
Sub Fergy Malone	29	123	28	15	2	1	0	10	1	2	1	0	.228	.260	.236
P George Zettlein (2)	21	83	15	10	0	0	0	6	0	7	1	0	.181	.181	.181
Sub Orator Shaffer	19	70	17	10	2	1	0	6	0	4	2	0	.243	.300	.243
Sub Bill Crowley	9	37	3	4	0	0	0	3	1	0	0	0	.081	.081	.105
P Joe Borden	7	28	3	3	0	0	0	1	0	1	0	0	.107	.107	.107
P Bill Parks (2)	2	6	1	0	0	0	0	0	0	1	0	0	.167	.167	.167
P Buck Weaver	1	4	1	1	1	0	0	1	0	0	0	0	.250	.500	.250
	70	2721	683	470	67	27	5	285	21	58	105	51	.251	.301	.257

1B—Murnane 31, Malone 22, Meyerle 16, Shaffer 2, Crowley 1, Snyder 1
 2B—Meyerle 36, McGeary 23, Murnane 15, Addy 2
 SS—Fulmer 53, McGeary 18
 3B—McGeary 27, Meyerle 20, Fulmer 17, Shaffer 5, Crowley 4
 OF—Addy 68, McMullin 54, Tracey 43, Murnane 26, Shaffer 12, Fisher 5, Crowley 4, McGeary 3, Malone 2, Parks 2, Snyder 1
 C—Snyder 66, Malone 6
 P—Fisher 41, Zettlein 21, Borden 7, McMullin 4, Parks 2, Weaver 1

	Pos	G	TC	PO	A	DP	E	PB	FA
Addy	RF@	68	138	91	14	2	33	—	.761
Snyder	C	66	439	304	58	2	77	50	.825
McMullin	CF@	54	139	112	4	2	23	—	.835
Fulmer	SS	53	309	77	181	7	51	—	.835
"	3B	17	71	28	28	4	15	—	.789
Tracey	LF@	43	127	106	3	1	18	—	.858
Fisher	P	41	96	33	53	1	10	—	.896
Meyerle	2B	36	220	98	91	9	31	—	.859
"	3B	20	58	22	17	2	19	—	.672
"	1B	16	200	174	2	6	14	—	.926
Murnane	1B	31	319	288	5	8	26	—	.918
"	CF@	26	62	53	0	0	9	—	.855
"	2B	15	124	53	52	5	19	—	.847
McGeary	3B	27	136	50	51	2	35	—	.743
"	2B	23	176	64	88	6	24	—	.864
"	SS	18	89	19	51	3	19	—	.787

	Pos	G	TC	PO	A	DP	E	PB	FA
Malone	1B	22	222	203	1	4	18	6	.919
Zettlein	P	21	43	14	28	3	1	—	.977
Shaffer	CF@	12	26	19	1	1	6	—	.769
		70	3129	1884	768	32	477	56	.848

	G	IP	H	GS	CG	W	L	SO	BB	Sh	Sv	ERA	WP	HR
Cherokee Fisher	41	358	345	41	36	22	19	18	9	2	0	1.99	12	6
George Zettlein (2)	21	181.1	209	21	20	12	8	13	10	1*	0	2.08	4	0
Joe Borden #	7	66	47	7	7	2	4	9	7	2	0	1.50	1	0
John McMullin	4	11.1	32	0	0	0	0	0	1	0	0	7.94	3	0
Buck Weaver	1	6	6	1	1	1	0	2	2	0	0	1.50	1	0
Bill Parks (2)	2	5.1	13	0	0	0	0	0	1	0	0	8.44	1	0
		628	652	70	64	37	31	42	30	5	0	2.12	22	6

No-hit game 4-0 vs Chicago, July 28

CHICAGO

Jimmy Wood

23rd Street Grounds

	G	AB	H	R	2B	3B	HR	RBI	BB	SO	SB	CS	BA	SA	OBP
1B Jim Devlin	69	318	92	60	17	6	0	40	4	4	6	1	.289	.381	.298
2B/CF Paul Hines	68	308	101	45	14	4	0	36	1	0	6	9	.328	.399	.330
LF John Glenn	69	308	75	46	8	0	0	27	3	6	10	2	.244	.269	.251
SS John Peters	69	297	85	40	16	2	0	34	0	3	12	6	.286	.354	.286
3B Warren White	69	287	71	37	9	0	0	23	0	3	5	10	.247	.279	.247
UT Scott Hastings	65	298	73	43	9	0	0	30	9	14	13	11	.254	.286	.277
C Dick Higham (1)	42	208	49	44	5	3	0	12	0	0	6	2	.236	.288	.236
RF Oscar Bielaski	51	201	48	21	1	0	0	11	2	5	5	5	.239	.244	.246
P Mike Golden (2)	39	155	40	16	3	0	0	14	2	10	3	2	.258	.277	.268
P George Zettlein (1)	32	133	29	7	0	0	0	9	0	5	0	0	.218	.218	.218
Sub Paddy Quinn (3)	17	61	14	12	0	0	0	1	0	2	1	1	.230	.230	.230
Sub Joe Miller (2)	15	54	8	1	0	0	0	1	0	7	0	0	.148	.148	.148
Sub George Keerl	6	23	3	2	0	0	0	3	0	2	0	0	.130	.130	.130
Sub Fred Waterman	5	20	6	2	0	0	0	3	0	2	0	1	.300	.300	.300
Sub Will Foley	3	12	3	0	1	0	0	1	0	2	0	0	.250	.333	.250
Sub Mike Brannock	2	9	1	2	0	0	0	0	0	2	0	0	.111	.111	.111
Sub Spike Brady	1	4	1	1	0	1	0	0	0	0	0	0	.250	.750	.250
		69	2685	699	379	83	16	245	21	65	69	50	.260	.303	.266

1B—Devlin 42, Glenn 29, Zettlein 3, Golden 1

2B—Hines 30, Miller 14, Higham 13, Keerl 6, Peters 6, Hastings 3, White 2

SS—Peters 65, White 5, Hines 1

3B—White 59, Waterman 5, Foley 3, Brannock 2

OF—Bielaski 51, Glenn 44, Hines 39, Hastings 29, Golden 27, Higham 11, Quinn 10, White 5, Devlin 4, Miller 1, Brady 1

C—Hastings 46, Higham 24, Quinn 11, Hines 1

P—Zettlein 31, Devlin 28, Golden 14

THE ANNUAL RECORD

	Pos	G	TC	PO	A	DP	E	PB	FA
Peters	SS	65	350	66	239	18	45	—	.871
White	3B	59	289	99	136	4	54	—	.813
Bielaski	RF@	51	107	68	12	2	27	—	.748
Hastings	C	47	279	172	55	2	52	56	.814
"	RF@	29	44	28	6	2	10	—	.773
Devlin	1B	42	517	472	11	11	34	—	.934
"	P	28	78	15	52	1	11	—	.859
Glenn	LF@	44	118	103	3	1	12	—	.898
"	1B	29	335	309	0	10	26	—	.922
Hines	CF@	39	99	81	7	3	11	2	.888
"	2B	30	234	88	110	11	36	—	.846
Zettlein	P	31	90	21	62	0	7	—	.922
Golden	LF@	27	60	45	5	1	10	—	.833
"	P	14	40	13	21	0	6	—	.850
Higham	C	24	151	110	14	0	27	31	.821
"	2B	13	89	34	38	2	17	—	.809
"	RF@	11	15	11	1	0	3	—	.800
Miller	2B	14	85	29	38	2	18	—	.788
Quinn	C	11	54	32	10	0	12	19	.778
"	CF@	10	13	4	0	0	9	—	.308
		69	3247	1875	894	30	478	108	.853

	G	IP	H	GS	CG	W	L	SO	BB	Sh	Sv	ERA	WP	HR
George Zettlein (1)	31	282	266	31	29	17	14	18	6	6*	0	1.28	12	0
Jim Devlin	28	224	254	24	24	7	16	23	12	0	0	1.93	14	0
Mike Golden (2)	14	119	129	14	12	6	7	14	8	1	0	1.89	13	0
	625	649	69	65	30	37	55	26	7	0	0	1.63	39	0

NEW YORK

Nat Hicks

Union Grounds (Brooklyn)

	G	AB	H	R	2B	3B	HR	RBI	BB	SO	SB	CS	BA	SA	OBP
CF Jim Holdsworth	71	324	92	45	12	1	0	23	1	3	3	3	.284	.327	.286
1B Joe Start	69	314	90	58	10	5	4	30	3	0	1	4	.287	.389	.293
RF Eddie Booth	68	281	56	33	3	4	0	18	0	2	4	3	.199	.238	.199
2B Candy Nelson	70	276	55	28	7	1	0	23	9	0	4	2	.199	.232	.225
C Nat Hicks	62	269	67	32	10	0	0	22	2	10	1	0	.249	.286	.255
P Bobby Mathews	70	264	48	23	6	2	0	15	2	5	1	2	.182	.220	.188
LF Count Gedney	68	267	55	30	12	2	0	17	0	8	2	3	.206	.266	.206
3B Joe Gerhardt	58	252	54	29	7	3	0	20	0	2	0	5	.214	.266	.214
SS Jimmy Hallinan (2)	44	203	58	29	6	3	3	21	1	2	2	2	.286	.389	.289
Sub Pat McGee (1)	25	95	17	4	2	0	0	9	0	10	0	0	.179	.200	.179
Sub Dick Higham (2)	15	64	25	12	5	0	0	10	0	1	0	0	.391	.469	.391
Sub Billy Barnie (2)	9	34	5	1	0	0	0	1	1	0	0	0	.147	.147	.171
Sub Al Metcalf	8	32	7	2	0	0	0	1	0	3	2	0	.219	.219	.219
Sub Nealy Phelps	2	6	2	1	1	0	0	0	0	1	0	0	.333	.500	.333
Sub John Hatfield	1	4	2	1	1	0	0	1	0	0	0	0	.500	.750	.500
	71	2685	633	328	82	21	7	211	19	47	20	24	.236	.290	.241

1B—Start 69, Higham 2

2B—Nelson 49, Gerhardt 13, Booth 8, Higham 6

SS—Hallinan 43, Holdsworth 26, Nelson 2, Gerhardt 1, Metcalf 1

3B—Gerhardt 47, Nelson 23, Metcalf 5, Hallinan 1

OF—Gedney 67, Booth 63, Holdsworth 45, McGee 25, Hicks 5, Barnie 3, Higham 3, Metcalf 2, Phelps 2, Hatfield 1,
Nelson 1, Gerhardt 1, Hallinan 1, Mathews 1

C—Hicks 60, Higham 8, Barnie 6

P—Mathews 70, Gedney 2

	Pos	G	TC	PO	A	DP	E	PB	FA
Mathews	P	70	179	44	106	4	29	—	.838
Start	1B	69	753	702	12	20	39	—	.948
Gedney	LF@	67	248	201	8	2	39	—	.843
Booth	RF@	63	110	75	16	2	19	—	.827
Hicks	C	60	443	296	67	7	80	47	.819
Nelson	2B	49	290	109	139	14	42	—	.855
"	3B	23	113	41	50	1	22	—	.805
Gerhardt	3B	47	239	82	98	3	59	—	.753
"	2B	13	80	28	37	5	15	—	.813
Holdsworth	CF@	45	127	87	12	2	28	—	.780
"	SS	26	142	33	74	5	35	—	.754
Hallinan	SS	43	243	52	134	3	57	—	.765
McGee	CF	25	46	37	2	0	7	—	.848

71 3251 1910 815 30 526 70 .838

	G	IP	H	GS	CG	W	L	SO	BB	Sh	Sv	ERA	WP	HR
Bobby Mathews	70	625.2	711	70	69	29	38	75	20	3	0	2.49	28	4
Count Gedney	2	11	7	1	1	1	0	2	1	0	0	0.82	2	0
	636.2	718	71	70	30	38	77	21	3	0	2.46	30	4	

NEW HAVEN

Charlie Gould (2-21) Juice Latham (4-14) Charlie Pabor (1-5)

Howard Avenue Grounds

	G	AB	H	R	2B	3B	HR	RBI	BB	SO	SB	CS	BA	SA	OBP
RF John McKelvey	43	188	43	26	3	1	0	10	5	8	3	1	.229	.255	.249
3B Henry Luff	38	166	45	15	10	3	2	18	0	5	3	3	.271	.404	.271
UT Billy Geer	37	164	40	20	4	1	0	9	1	4	2	2	.244	.280	.248
CF Jim Tipper	41	159	25	10	1	0	0	4	1	6	1	0	.157	.164	.163
LF Johnny Ryan	37	146	23	17	2	2	0	8	3	12	10	4	.158	.199	1.74
2B Ed Somerville (2)	33	136	29	14	5	0	0	7	1	3	1	2	.213	.250	.219
C Tim McGinley (2)	32	131	36	13	3	1	0	10	0	7	1	1	.275	.313	.275
SS Sam Wright	33	127	24	10	4	0	0	5	1	1	1	0	.189	.220	.195
P Tricky Nichols	34	119	23	12	0	2	0	5	0	2	5	0	.193	.227	.193
1B Charlie Gould	27	109	29	9	4	1	0	8	1	2	0	1	.266	.321	.273
Sub Juice Latham (2)	20	76	15	6	1	0	0	5	0	4	6	0	.197	.211	.197
C Stud Bancker	19	72	11	3	0	0	0	2	0	3	1	0	.153	.153	.153
Sub George Trenwith (2)	6	25	6	1	2	0	0	3	0	1	0	0	.240	.320	.240
Sub Charlie Pabor (2)	6	23	8	4	0	2	0	2	0	1	0	0	.348	.522	.348
Sub John Cassidy (2)	6	22	3	3	1	0	0	1	0	1	0	1	.136	.182	.136
Sub Jim Keenan	3	13	1	1	0	0	0	0	0	0	0	0	.077	.077	.077
Sub ? Sullivan	2	8	3	3	0	0	0	2	0	1	1	0	.375	.375	.375
Sub Tom Barlow (1)	1	5	1	1	0	0	0	0	0	0	0	0	.200	.200	.200
Sub ? Evans	1	4	2	1	0	0	0	1	0	0	0	0	.500	.500	.500
Sub Lester Dole	1	4	2	1	0	0	0	0	0	0	0	0	.500	.500	.500
Sub Fred Goldsmith	1	4	2	0	0	0	0	1	0	0	0	0	.500	.500	.500
Sub Rit Harrison	1	4	2	0	1	0	0	0	0	0	0	1	.500	.750	.500

THE ANNUAL RECORD

	G	AB	H	R	2B	3B	HR	RBI	BB	SO	SB	CS	BA	SA	OBP
P George Knight	1	4	0	0	0	0	0	0	0	0	0	0	.000	.000	.000
Sub John Smith	1	3	0	0	0	0	0	0	1	0	0	0	.000	.000	.250
Sub ? Booth	1	2	0	0	0	0	0	0	0	1	0	0	.000	.000	.000
	47	1714	373	170	41	13	2	102	14	62	35	16	.218	.260	.224

1B—Gould 26, Latham 14, Cassidy 6, Somerville 1, Geer 1, Bancker 1
 2B—Somerville 29, Geer 13, Bancker 4, Goldsmith 1
 SS—Wright 33, Geer 6, Latham 4, Somerville 1, Bancker 1, Smith 1, Barlow 1, Ryan 1, Booth 1, Harrison 1, Luff 1
 3B—Luff 30, Trenwith 6, McKelvey 5, Latham 3, Bancker 3, Keenan 2, McGinley 2, Somerville 2, Ryan 1, Geer 1
 OF—Tipper 41, McKelvey 39, Ryan 30, Geer 17, Pabor 6, Luff 4, Nichols 3, Sullivan 2, Dole 1, Evans 1, Gould 1, Bancker 1, Keenan 1
 C—McGinley 32, Bancker 14, Ryan 4, Keenan 3, Harrison 1, Gould 1
 P—Nichols 34, Luff 10, Ryan 10, Knight 1

	Pos	G	TC	PO	A	DP	E	PB	FA
Tipper	CF@	41	81	58	6	1	17	—	.790
McKelvey	RF@	39	61	34	6	1	21	—	.656
Nichols	P	34	149	14	107	4	28	—	.812
Wright	SS	33	207	22	145	5	40	—	.807
McGinley	C	32	212	143	28	3	41	43*	.807
Luff	3B	30	132	36	55	5	41	—	.689
"	P	10	30	7	15	0	8	—	.733
Ryan	LF	30	53	42	1	1	11	2	.796
Somerville	2B	29	282	98	125	13	55	—	.802
Gould	1B	26	351	329	3	8	19	2	.946
Geer	CF@	17	34	20	6	3	8	—	.765
"	2B	13	121	48	47	2	26	—	.785
Latham	1B	14	196	181	6	7	9	—	.954
Bancker	C	14	54	29	14	1	11	16	.796
		47	2404	1275	682	24	447	68	.814

	G	IP	H	GS	CG	W	L	SO	BB	Sh	Sv	ERA	WP	HR
Tricky Nichols	34	288	321	33	30	4	29	48	9	0	0	2.38	20	2
Henry Luff	10	68.2	98	7	5	1	6	5	3	0	0	3.28	5	2
Johnny Ryan	10	59.1	70	6	4	1	5	1	9	0	0	3.19	10	1
George Knight	1	9	12	1	1	1	0	0	0	0	0	3.00	0	0
	425	501	47	40	7	40	54	21	0	0	0	2.65	35	5

WASHINGTON
Holly Hollingshead (4-16) Bill Parks (0-7)
 Olympic Grounds

	G	AB	H	R	2B	3B	HR	RBI	BB	SO	SB	CS	BA	SA	OBP
LF Bill Parks (1)	27	111	20	13	0	0	0	6	1	1	1	1	.180	.180	.188
1B Art Allison (1)	26	112	24	18	3	1	0	3	1	2	6	0	.214	.259	.228
RF Larry Ressler	27	108	21	17	1	0	0	5	0	4	4	0	.194	.204	.194
SS John Dailey (1)	27	110	20	16	5	4	0	13	0	1	3	2	.182	.300	.182
2B Steve Brady (2)	21	91	13	7	0	0	0	3	0	4	5	0	.143	.143	.143
CF Holly Hollingshead	19	81	20	8	1	1	0	5	1	2	2	1	.247	.284	.256
3B Herm Doscher	22	81	15	5	4	0	0	5	0	6	1	0	.185	.235	.185
P Bill Stearns	21	78	20	9	0	0	0	7	1	4	0	1	.256	.256	.256
C Andrew Thompson	11	41	4	3	0	1	0	3	0	1	0	0	.098	.148	.098

	G	AB	H	R	2B	3B	HR	RBI	BB	SO	SB	CS	BA	SA	OBP
C ? McCloskey	11	40	7	1	0	0	0	4	1	2	0	1	.175	.175	.195
Sub Lou Say	11	38	10	4	0	0	0	2	0	7	0	0	.263	.263	.263
Sub Charlie Mason (2)	8	33	3	2	0	0	0	1	0	3	0	0	.091	.091	.091
Sub Wally Terry	6	22	4	0	0	1	0	2	0	1	0	0	.182	.273	.182
Sub John Lowry	6	22	3	2	0	0	0	0	1	0	0	1	.136	1.36	.136
Sub Sam Field (2)	5	16	5	0	0	0	0	1	0	1	1	0	.313	.313	.313
Sub Jim Gilmore	3	12	3	2	0	0	0	0	0	3	0	0	.250	.250	.250
Sub Bob Stevens	1	4	1	0	0	0	0	0	0	0	0	0	.250	.250	.250
Sub Frank Sellman	1	3	1	0	0	0	0	0	0	0	0	0	.333	.333	.333
Sub Charles Witherow	1	1	0	0	0	0	0	0	0	0	0	0	.000	.000	.000
	28	1004	194	107	14	8	0	60	6	42	23	7	.193	.223	.198

1B—Allison 23, Terry 4, Brady 1, Sellman 1

2B—Brady 18, Ressler 7, Dailey 2, Say 2

SS—Dailey 20, Say 8

3B—Doscher 22, Dailey 5, Gilmore 1

OF—Ressler 20, Hollingshead 19, Parks 17, Mason 8, Stearns 7, Lowry 6, Terry 3, Allison 3, Brady 2, Say 1, Thompson 1, Gilmore 1, Field 1, Stevens 1

C—McCloskey 11, Thompson 11, Field 4, Gilmore 2, Allison 1, Brady 1

P—Stearns 17, Parks 14, Witherow 1, Mason 1

	Pos	G	TC	PO	A	DP	E	PB	FA
Allison	1B	23	275	252	2	6	21	0	.924
Dailey	SS	20	126	27	75	2	24	—	.810
Doscher	3B	22	113	32	53	1	28	—	.752
Ressler	RF@	20	65	44	10	2	11	—	.831
Hollingshead	CF@	19	46	32	6	1	8	—	.826
Brady	2B	18	108	32	56	2	20	1	.815
Parks	LF@	17	61	47	4	0	10	—	.836
"	P	14	39	14	19	0	6	—	.846
Stearns	P	17	48	13	19	0	16	—	.667
Thompson	C	11	85	47	6	1	32	25	.624
McCloskey	C	11	52	32	3	0	17	17	.673
		28	1366	752	329	8	285	53	.791

	G	IP	H	GS	CG	W	L	SO	BB	Sh	Sv	ERA	WP	HR
Bill Stearns	17	141	246	16	14	1	14	3	4	0	0	4.02	8	1
Bill Parks (1)	16	106.2	144	11	9	4	8	3	5	0	0	3.29	8	5
Charlie Mason (2)	1	2	3	0	0	0	0	0	1	0	0	4.50	0	0
Charles Witherow	1	1	4	1	0	0	1	0	0	0	0	18.00	0	0
		250.2	397	28	23	5	23	6	10	0	0	3.77	16	6

ST. LOUIS REDS

Charlie Sweasy

Compton Avenue Grounds (also known as Red Stocking Park)

	G	AB	H	R	2B	3B	HR	RBI	BB	SO	SB	CS	BA	SA	OBP
1B Charlie Hautz	19	83	25	5	3	0	0	4	0	9	5	1	.301	.337	.301
SS Billy Redmond	19	82	16	12	2	0	0	1	2	7	3	0	.195	.220	.214
RF Tom Oran	19	81	15	7	3	1	0	10	1	1	3	2	.185	.247	.195
2B Charlie Sweasy	19	76	13	7	1	0	0	4	3	1	2	4	.171	.184	.203
LF Art Croft	19	75	15	5	3	0	0	2	0	2	5	1	.200	.240	.200

THE ANNUAL RECORD

	G	AB	H	R	2B	3B	HR	RBI	BB	SO	SB	CS	BA	SA	OBP
CF Pidgey Morgan	19	69	18	11	4	0	0	1	5	4	2	1	.261	.319	.311
P Joe Blong	16	68	10	3	2	0	0	5	0	7	1	0	.147	.176	1.47
C Silver Flint	17	61	5	4	0	0	0	1	1	10	2	0	.082	.082	.097
3B Trick McSorley	15	52	11	4	0	0	0	2	0	3	3	0	.212	.212	.212
Sub Joe Ellick	7	27	6	1	1	0	0	1	0	1	1	0	.222	.259	.222
Sub Packy Dillon	3	13	3	1	1	0	0	0	0	0	0	0	.231	.308	.231
Sub John Dillon	1	1	0	0	0	0	0	0	0	0	0	0	.000	.000	.000
	19	688	137	60	20	1	0	32	12	45	27	9	.199	.231	.213

1B—Hautz 19

2B—Sweasy 19

SS—Redmond 19, J. Dillon 1, Oran 1

3B—McSorley 9, Morgan 7, Ellick 5, Flint 1

OF—Croft 19, Oran 18, Morgan 10, McSorley 7, Blong 4, Ellick 2, Flint 2

C—Flint 16, P. Dillon 3, Redmond 2

P—Blong 15, Morgan 7

	Pos	G	TC	PO	A	DP	E	PB	FA
Hautz	1B	19	254	231	3	6	20	—	.921
Redmond	SS	19	123	22	81	0	20	4	.837
Sweasy	2B	19	122	56	45	5	21	—	.828
Croft	LF@	19	30	24	0	0	6	—	.800
Oran	RF@	18	30	16	3	0	11	—	.633
Flint	C	16	111	72	19	1	20	37	.820
Blong	P	15	55	15	36	1	4	—	.927
Morgan	CF@	10	17	13	1	0	3	—	.824
		19	899	513	236	6	150	55	.833

	G	IP	H	GS	CG	W	L	SO	BB	Sh	Sv	ERA	WP	HR
Joe Blong	15	129	169	15	12	3	12	14	2	1	0	3.07	12	0
Bill Morgan	7	42	40	4	4	1	3	7	1	1	0	1.29	2	0
		171	209	19	16	4	15	21	3	2	0	2.63	14	0

PHILADELPHIA CENTENNIALS**Bill Craver**

Centennial Grounds

	G	AB	H	R	2B	3B	HR	RBI	BB	SO	SB	CS	BA	SA	OBP
SS Bill Craver (1)	14	65	18	8	4	2*	0	5	2	4	1	0	.277	.400	.299
P George Bechtel (1)	14	61	17	12	5	0	0	7	1	1	0	0	.279	.361	.290
CF Fred Warner	14	57	14	11	4	0	0	2	1	2	0	0	.246	.316	.259
2B Ed Somerville (1)	14	57	13	6	3	0	0	6	2	3	1	0	.228	.281	.254
C Tim McGinley (1)	13	52	12	5	0	1	0	5	0	4	0	0	.231	.269	.231
RF Charlie Mason (1)	12	47	11	5	0	0	0	3	0	1	0	0	.234	.234	.234
LF Fred Treacey (1)	11	46	12	9	3	0	0	2	2	0	1	0	.261	.326	.293
1B John Abadie (1)	11	45	10	3	0	0	0	4	0	3	1	0	.222	.222	.222
3B George Trenwith (1)	10	45	8	5	2	0	0	4	1	2	0	0	.178	.222	.196
Sub John Radcliff	5	23	4	2	0	0	0	0	1	0	0	0	.174	.174	.208
Sub Len Lovett	6	21	5	2	1	0	0	2	1	5	0	0	.238	.286	.273
Sub Sam Field (1)	3	11	1	2	0	0	0	0	0	0	0	0	.091	.091	.091
	14	530	125	70	22	3	0	40	10	25	4	0	.236	.289	.250

1B—Abadie 11, Mason 2, Craver 1
 2B—Somerville 14, Craver 1
 SS—Craver 9, Radcliff 5, Somerville 1
 3B—Trenwith 10, Craver 4
 OF—Warner 14, Treacey 11, Mason 10, Lovett 6, McGinley 2, Field 1
 C—McGinley 12, Field 2, Mason 1
 P—Bechtel 14

	Pos	G	TC	PO	A	DP	E	PB	FA
Somerville	2B	14	96	38	36	2	22	—	.771
Warner	CF	14	37	27	2	0	8	—	.784
Bechtel	P	14	33	10	24	2	9	—	.791
McGinley	C	12	82	39	14	0	29	22*	.646
Abadie	1B	11	137	122	3	1	12	—	.912
Treacey	LF	11	33	26	2	1	5	—	.848
Trenwith	3B	10	36	10	11	0	15	—	.583
Mason	RF@	10	32	20	3	0	9	—	.719
		14	711	378	169	5	164	27	.769

	G	IP	H	GS	CG	W	L	SO	BB	Sh	Sv	ERA	WP	HR
George Bechtel (1)	14	126	169	14	14	2	12	6	5	0	0	2.71	9	0

BROOKLYN ATLANTICS

Charlie Pabor (2-40) Bill Boyd (0-2)

Union Grounds

	G	AB	H	R	2B	3B	HR	RBI	BB	SO	SB	CS	BA	SA	OBP
P John Cassidy (1)	41	166	29	14	3	2	1	6	0	4	0	0	.175	.235	.175
C Jake Knowdell	43	163	32	17	2	0	0	9	1	3	0	1	.196	.209	.201
LF Charlie Pabor (1)	42	153	36	14	2	2	0	11	1	1	0	0	.235	.275	.240
2B/RF Bill Boyd	36	151	44	14	11	0	1	10	1	0	0	0	.291	.384	.296
3B Al Nichols	32	131	20	4	2	0	0	9	0	6	0	0	.153	.168	.153
UT Frank Fleet (2)	26	111	25	13	2	0	0	9	1	1	0	0	.225	.243	.232
SS Harry Kessler	25	105	26	17	2	0	0	7	1	2	0	2	.248	.267	.255
Sub Molly Moore	21	86	19	5	4	0	0	5	0	4	0	1	.221	.267	.221
1B Fred Crane	21	81	17	7	1	0	0	4	0	4	0	0	.210	.222	.210
P Jim Clinton	22	81	10	3	0	0	0	0	0	0	0	0	.123	.123	.123
Sub Pat McGee (2)	18	65	10	3	3	1	0	5	1	4	0	0	.154	.231	.169
CF Bobby Clack	17	59	6	1	0	0	0	1	0	3	0	0	.102	.102	.102
Sub Tom Patterson	12	45	9	4	0	0	0	4	0	0	1	0	.200	.200	.200
P J. O'Neill	7	26	2	3	0	0	0	1	1	1	0	1	.077	.077	.111
Sub Al Martin	6	26	3	1	0	0	0	1	0	0	0	0	.115	.115	.115
Sub Tom Smith	3	13	1	0	0	0	0	1	0	0	0	0	.077	.077	.077
Sub Oliver Brown	3	10	0	0	0	0	0	0	0	0	0	0	.000	.000	.000
Sub ? Stoddard	2	9	1	1	1	0	0	0	0	1	0	0	.111	.222	.111
Sub Barney Gilligan	2	8	2	2	0	0	0	0	0	0	0	0	.250	.250	.250
Sub John Dailey (2)	2	8	1	3	0	0	0	0	0	1	0	0	.125	.125	.125
Sub Paddy Quinn (4)	2	8	1	2	0	0	0	0	0	0	0	0	.125	.125	.125
Sub Doc Bushong	1	5	3	0	0	1	0	0	0	0	0	0	.600	1.000	.600
Sub Frank Thompson	1	5	2	1	0	0	0	1	0	0	0	0	.400	.400	.400
SUB ? Edwards	1	5	1	1	0	0	0	0	0	0	0	0	.200	.200	.200
Sub Wash Fulmer	1	4	2	1	0	0	0	1	0	0	0	0	.500	.500	.500
Sub John Abadie (2)	1	4	1	1	0	0	0	1	0	0	0	0	.250	.250	.250
SUB ? Hellings	1	4	1	0	0	0	0	0	0	0	0	0	.250	.250	.250
Sub Bill Rexter	1	4	0	0	0	0	0	0	0	0	0	0	.000	.000	.000
P Harry Arundel	1	4	0	0	0	0	0	0	0	0	0	0	.000	.000	.000
Sub Tom Barlow (2)	1	4	0	0	0	0	0	0	0	0	0	0	.000	.000	.000

THE ANNUAL RECORD

	G	AB	H	R	2B	3B	HR	RBI	BB	SO	SB	CS	BA	SA	OBP
Sub ? Boland	1	4	0	0	0	0	0	0	0	0	0	0	.000	.000	.000
Sub Horatio Munn	1	4	0	0	0	0	0	0	0	0	0	0	.000	.000	.000
Sub ? Shaffer	1	4	0	0	0	0	0	0	0	0	0	0	.000	.000	.000
Sub ? Shannon	1	4	0	0	0	0	0	0	0	0	1	0	.000	.000	.000
Sub Oscar Walker	1	2	0	0	0	0	0	0	1	0	0	0	.000	.000	.333
	44	1562	304	132	33	6	2	86	8	36	1	5	.195	.227	.199

1B—Crane 20, Cassidy 10, Moore 8, Clinton 5, Brown 2, Boyd 2, Dailey 1, Abadie 1, Clack 1, Kessler 1, O'Neill 1, Walker 1
 2B—Boyd 15, Fleet 10, Patterson 7, McGee 6, Smith 3, Cassidy 2, Munn 1, Barlow 1, Hellings 1, Clinton 1, Kessler 1,
 Clinton 1, Knowdell 1, Moore 1
 SS—Kessler 18, Moore 14, Knowdell 11, Fleet 9, Boyd 1, Crane 1, Dailey 1, Quinn 1
 3B—Nichols 32, Boyd 9, Moore 1, Boland 1, Fleet 1, McGee 1
 OF—Pabor 42, Clack 17, McGee 13, Boyd 12, Cassidy 12, Clinton 7, Patterson 7, Kessler 7, Martin 6, Knowdell 4, O'Neill 3,
 Moore 2, Quinn 2, Dailey 2, Stoddard 2, Brown 2, Walker 1, Thompson 1, Sheridan 1, Shaffer 1, Rexter 1, Gilligan 1,
 Edwards 1, Crane 1, Arundel 1, Fulmer 1
 C—Knowdell 33, Fleet 11, Kessler 3, Bushong 1, Gilligan 1, Moore 1
 P—Cassidy 30, Clinton 17, O'Neill 5, Fleet 2, Edwards 1, Arundel 1, Pabor 1, Boyd 1

	Pos	G	TC	PO	A	DP	E	PB	FA
Pabor	LF	42	127	97	5	1	25	—	.803
Knowdell	C	33	201	128	29	4	44	45	.781
"	SS	11	66	11	31	0	24	—	.636
Nichols	3B	32	191	68	82	8	41	—	.785
Cassidy	P	30	87	19	49	1	19	—	.782
"	RF@	12	10	4	1	1	5	—	.500
"	1B	10	111	101	1	2	9	—	.919
Crane	1B	20	233	213	9	12	11	—	.953
Kessler	SS	18	97	24	53	1	20	6	.794
Clinton	P	17	47	7	32	1	8	—	.830
Clack	CF@	17	45	35	4	2	6	—	.867
Boyd	2B	15	93	35	37	3	21	—	.774
"	RF	12	30	14	6	0	10	—	.667
Moore	SS	14	83	15	47	0	21	1	.747
McGee	CF	13	34	24	7	1	3	—	.912
Fleet	C	11	57	34	7	1	16	16	.719
"	2B	10	62	24	23	1	15	—	.758
		44	2168	1188	548	20	432	68	.801

	G	IP	H	GS	CG	W	L	SO	BB	Sh	Sv	ERA	WP	HR
John Cassidy (1)	30	213.2	284	22	18	1	21	9	11	0	0	3.03	20	3
Jim Clinton	17	123	141	14	9	1	13	7	5	0	0	2.41	17	0
J. O'Neill	5	34	59	4	3	0	4	0	0	0	0	5.03	2	3
Frank Fleet (2)	2	15.1	26	1	1	0	1	0	0	0	0	4.70	1	0
Charlie Pabor (1)	1	4	11	1	0	0	1	0	1	0	0	9.00	0	0
Harry Arundel	1	2.1	6	1	0	0	1	0	0	0	0	7.71	0	0
? Edwards	1	2	4	1	0	0	1	0	0	0	0	4.50	1	0
Bill Boyd	1	1.2	4	0	0	0	0	0	0	0	0	0.00	1	0
		396	535	44	31	2	42	16	17	0	0	3.16	40	6

KEOKUK WESTERNS

Joe Simmons

Perry Park

	G	AB	H	R	2B	3B	HR	RBI	BB	SO	SB	CS	BA	SA	OBP
CF Joe Simmons	13	53	9	5	1	0	0	4	0	2	1	2	.170	.189	.170
SS Jimmy Hallinan (1)	13	51	14	12	2	1	0	3	0	1	2	2	.275	.353	.275
3B Wally Goldsmith	13	51	6	3	0	0	0	1	0	2	0	0	.118	.118	.118
2B Joe Miller (1)	13	50	6	4	1	0	0	0	0	3	0	0	.120	.140	.120
LF Charley Jones (1)	12	47	13	4	2	4	0	10	0	5	1	1	.277	.489	.277
P Mike Golden (1)	13	46	6	6	0	0	0	1	0	3	0	0	.130	.130	.130
C Paddy Quinn (1)	11	43	14	4	1	0	0	5	0	1	0	1	.326	.349	.326
C Billy Barnie (1)	10	36	4	3	1	0	0	2	0	3	0	0	.111	.139	.111
1B Jack Carbine	10	36	3	0	0	0	0	2	0	1	0	0	.083	.083	.083
RF Billy Riley	8	33	5	4	1	0	0	1	1	1	0	0	.152	.182	.176
Sub Jim Hall	1	3	1	0	0	1	0	1	0	0	0	0	.333	1.000	.333
	13	449	81	45	9	6	0	30	1	22	4	6	.180	.227	.182

1B—Carbine 10, Simmons 3

2B—Miller 13

SS—Hallinan 13

3B—Goldsmith 13

OF—Jones 12, Simmons 10, Riley 8, Barnie 7, Quinn 1, Hall 1

C—Quinn 10, Barnie 3

P—Golden 13

	Pos	G	TC	PO	A	DP	E	PB	FA
Miller	2B	13	100	46	41	4	13	—	.870
Hallinan	SS	13	62	14	32	2	16	-	.742
Goldsmith	3B	13	43	12	23	2	8	—	.814
Golden	P	13	32	9	18	0	5	—	.844
Jones	LF	12	15	10	2	0	3	—	.800
Quinn	C	10	72	50	12	0	10	18	.861
Simmons	CF@	10	15	10	1	0	4	—	.733
		13	557	339	140	5	78	34	.860

	G	IP	H	GS	CG	W	L	SO	BB	Sh	Sv	ERA	WP	HR
Mike Golden (1)	13	113	111	13	13	1	12	20	12	0	0	1.83	12	0

THE HULBERT ERA

(1876–81)

On February 2, 1876, representatives from several professional baseball clubs met in a locked room at the Grand Central Hotel on lower Broadway in New York. Members of the press and the sporting public who knew of the meeting had been led to believe its purpose was to address reforms pertaining to three thorny problems that were undermining the professional sport: the absence of sanctions for players caught fixing games, the unstable financial organization of many professional clubs, and a need for sweeping changes in the playing rules. But the announced reason for the meeting was a ruse to cover its real objective, which was unknown to all but a few of the men who suddenly found themselves the captive audience of the self-designated chairman of the proceeding, William Hulbert, the president of the Chicago White Stockings.

Holding the only key to the room in his pocket, Hulbert revealed to his guests that he had ensconced them there to join with him in forming the National League, a new professional federation whose cornerstone would be the elimination of players from any position of authority in club or league financial affairs. Hulbert went on to elaborate the reforms that he would implement to curb inept leadership, player drunkenness and the infiltration of gamblers, but his motives were never so much altruistic as self-serving. Midway through the 1875 season Hulbert had raided Harry Wright's four-time National Association champion Boston Red Stockings and induced a quartet of Wright's stars—Al Spalding, Cal McVey, Deacon White and Ross Barnes—to sign contracts with his Chicago club for the following year. Soon thereafter he had enticed young Philadelphia Athletics star Adrian Anson to come west. Recognizing that other NA chieftains would endeavor to expel Chicago for his skulduggery, Hulbert cut them off at the pass with his Grand Central Hotel coup. Spalding later related in his memoir that Hulbert had told him when he signed with Chicago: "I have a scheme. Let us anticipate the eastern cusses and organize a new association before the March meeting, and then see who will do the expelling."

Hulbert was successful in his plan not only because he was able to argue persuasively that his new league would produce larger profits for team owners and a greater respect for the national game once the gambling influence was eliminated. Far more important in the long view was that Hulbert's National League accomplished three things that had eluded NA leaders. First and

foremost, it built a network of baseball clubs run on business principles, enabling the men at the top of the corporate hierarchy to rake in the bulk of the profits. Second, by keeping the players out of the business end of the game, the National League ensured that they would get a much smaller percentage of the gate receipts. Finally, Hulbert's fierce monitions regarding the need for honest play disguised a wish to present his new league as a bastion of Victorian propriety and eliminate the riffraff from the grandstands of his ballparks in order to gain the confidence of the right minded and the well heeled who were willing and able to pay double the previous standard admission price—50¢ instead of a quarter. To this end, Hulbert imposed what today would seem to be almost draconian measures for a coalition trying to attract a sporting crowd: no beer or whiskey allowed in ballparks, no Sunday games, and no cursing on the field or public drunkenness by players.

Of the three rebel leagues that did battle with the National League between 1876 and 1900 over its claim to a monopoly on major league status, only the Players League quarreled with Hulbert's first and second innovations. Ironically, however, the player-controlled Players League accepted without reservation his third innovation. In contrast, both the American Association and the Union Association, the National League's two other rivals for supremacy, flaunted Victorian standards of propriety by allowing the sale of intoxicants at their games, playing on Sundays in cities where permitted and shaving their standard admission price to only a quarter so that their product was more accessible to workingmen and ethnics whose trade the National League eschewed.

1876

AL SPALDING LANDS ON HIS FIFTH STRAIGHT FLAG WINNER

National League chieftains strove to fulfill their pledge to help reform the game by legislating many new rules before launching their inaugural season in 1876. Among the several enduring innovations were requiring the home team to furnish all game balls and awarding a base runner one base if a fielder obstructed him.

Another major innovation required a batter to remain inside the batter's box while swinging at a pitch or risk being declared out, but the new league was still as loath as its predecessor to make a batter suffer the ignominy of being called out on strikes. Indeed a batter in 1876 could not receive a called third strike until he had first been warned for not swinging at a "good ball." This meant that in some instances a batter got the equivalent of four strikes. As might be expected, strikeout totals throughout the 1870s were absurdly low. In 1876 the entire Philadelphia pitching staff compiled only 22 K's in 60 games.

The new league was similarly laggard in addressing the scheduling problems that had plagued the National Association. It was still left to teams and their secretaries to arrange their own games with each other in 1876.

The honor of hosting the first game in National League history fell to Philadelphia. On Saturday, April 22, 1876, with Billy McLean officiating and some 3,000 on hand at Jefferson Street Grounds, Lon Knight of the local Athletics lost to Boston's Joe Borden, 6-5. Jim O'Rourke of Boston, the third batter in the top of the first inning, stroked the first hit in National League history, and O'Rourke's teammate, Tim McGinley, scored the first run the following inning, but as in most games of that time, defense was the decisive element. Philadelphia made 11 errors behind Knight, leading to five unearned Boston runs, while the Hub team committed just seven bobbles.

WHEN WALKS WERE EXPENSIVE

In 1876 National League official scorers were required to count a base on balls as a hitless turn at bat and reduce a player's batting average accordingly. Ironically the player most affected by this rule was the League's leading hitter, Ross Barnes, who also topped the loop in walks with 20. For nearly a century Barnes was charged with 342 at bats in 1876, and his batting average was calculated to be .404. Not until the first edition of the Macmillan encyclopedia were Barnes's walks deducted, shaving his total at bats to 322 and hoisting his batting average to a .429 mark that was universally accepted until the 2001 edition of *Total Baseball*, bowing to instructions from Major League Baseball, once again restored walks as times at bat and knocked Barnes's mark back to .404. If one buys the persuasive argument that today's rules should be applied to all past achievements, then Barnes's .429 figure in 1876 stands as the National League's highest batting average prior to the adoption of the 60'6" pitching distance. The same is true of his .590 slugging average that year. In 1876 Barnes also led the National League in both doubles and triples, tending to belie the view of many historians that he was no more than a slap hitter who took ruthless advantage prior to 1877 of the fair-foul rule.



The 1876 St. Louis Brown Stockings featuring "Chicago" king George Bradley, who stands with ball in hand. Seated in front of him is team stalwart Lip Pike. To Pike's right is Ned Cuthbert. Joe Battin is seated far left, and Denny Mack sits far right. Catcher John Clapp, we think, sits beside Battin with Mike McGeary probably standing behind him. Dickey Pearce sits behind Mack, and the worthy standing beside Pearce is probably Tom Loftus. Joe Blong and Harmon Dehman are perhaps the unidentified pair, although neither was known to fancy a convict haircut. After losing Bradley to Chicago, the Brown Stockings faded to 4th in 1877 and then dropped out of the League, as did Louisville, when the departure of the four players banned in the Louisville scandal left both clubs convinced they were no longer able to field a competitive team.

THE "CHICAGO" KING

In 1876 a shutout was still a rarity and was called a "Chicago" dating from a humiliating 9-0 whitewash of the original Chicago White Stockings in 1870. Chicago's Al Spalding began the 1876 season with two straight shutouts against Louisville, but the "Chicago" king that year turned out to be someone else. Though Spalding logged eight shutouts to break a major league record that he and two other hurlers—George Zettlein and Candy Cummings—had set a year earlier in the final NA season, his total was doubled by George Bradley of St. Louis. Bradley's 16 shutouts in 1876 are still a major league record, though Pete Alexander later tied it. Oddly, Bradley's first "Chicago" victim of the season was none other than Chicago, which succumbed to him 1-0 on May 6. His 16th and final shutout came in his 53rd start of the season against the New York Mutuals on September 5 at Brooklyn's Union Grounds. In the remaining 212 starts Bradley made during his lengthy major league career, he compiled just 12 more shutouts. Here is a log of Bradley's 16 "Chicagos" in 1876.

Opponent	Location	Losing Pitcher	Date	Score	Hits Allowed
Chicago	St. Louis	Spalding	May 5	1-0	2
Louisville	St. Louis	Devlin	May 8	5-0	2
Louisville	St. Louis	Devlin	May 11	3-0	6
Cincinnati	St. Louis	Pierson	May 13	11-0	2
New York	Brooklyn	Mathews	May 25	2-0	5
Philadelphia	Philadelphia	Zettlein	June 1	17-0	3
Philadelphia	St. Louis	Zettlein	June 22	5-0	4
New York	St. Louis	Mathews	June 29	8-0	3
Hartford	St. Louis	Bond	July 11	2-0	4
Hartford	St. Louis	Bond	July 13	3-0	5
Hartford	St. Louis	Bond	July 15	2-0	0
Louisville	St. Louis	Devlin	July 29	7-0	1
Cincinnati	Cincinnati	Dean	August 3	10-0	2
Louisville	Louisville	Devlin	August 8	3-0	1
Chicago	St. Louis	Spalding	August 17	3-0	1
New York	Brooklyn	Mathews	September 5	9-0	4

The log shows that Bradley threw three one-hitters in 1876 in addition to his no-hit game on July 15. Boston was the only team that Bradley failed to whitewash at least once. Yet future Boston pitching star Tommy Bond, then with Hartford, was Bradley's most luckless victim. In three starts over a five-day period, from July 11 through July 15, Bond surrendered just 18 hits and seven runs to St. Louis and came away with naught for his effort.



In this woodcut is every man who played for the NL's first champion in 1876, including Oscar Bielaski, the game's first Polish player, and outfield sub Fred Andrus, who returned to Chicago eight years later for one game as a pitcher. Here too are Ross Barnes, the 1876 batting champ, 1877 batting champ Deacon White, 1879 batting champ Cap Anson and Paul Hines, the only man to post his league's highest batting average two years in succession but own, at least according to Major League Baseball, zero batting titles.

WHICH TEAM FINISHED SECOND?

St. Louis appeared to sew up second place when George Bradley beat the Hartford Dark Blues 6-4 on September 16 in Hartford's last home game of the season. But the Connecticut team then took to the road with a vengeance. Hartford ended the season in a furious rush with nine straight wins (the first one in St. Louis) to vault past the Brown Stockings. Though most encyclopedias today list St. Louis in second place with a .703 winning percentage, Hartford was acclaimed the 2nd-place team in 1876 with 47 wins to St. Louis's 45 and therefore occupies the second spot in *The Great Encyclopedia of Nineteenth Century Major League Baseball*. Prior to 1882, total wins, not winning percentage, determined a team's spot in the standings.

MEET DORY DEAN

The nineteenth century was rife with pitchers who compiled huge loss totals in their one and only major league seasons, but none achieved as much negative distinction as Dory Dean. Even though the 1876 season was nearly two months old before he made his big league debut, Dean led last-place Cincinnati in losses. Moreover his .133 winning percentage is the worst ever by a one-year pitcher involved in a minimum of 20 decisions. Later in life, however, Dean founded a prosperous electrotype business and became an outstanding tennis player, good enough to still be winning tournaments in the 1930s after he'd celebrated his 80th birthday. A list of nineteenth century players who lost 20 or more games in their only seasons as pitchers follows:

	Year	Team	W	L	Pct
George Cobb	1892	Bal-LA	10	37	.213
Fleury Sullivan	1884	Pit-AA	16	35	.314
Doc Landis	1882	Phi/Bal-AA	12	28	.300
Park Swartzel	1889	KC-AA	19	27	.413
Dory Dean	1876	Cin-NL	4	26	.133
John Keefe	1890	Syr-AA	17	24	.415
Charlie Knepper	1899	Cle-NL	4	22	.154

Riding a string of four straight pennants in the National Association, the Boston entry, formerly the Red Stockings, was now more commonly called the Red Caps or Reds. By any nickname, Borden's opening-day win gave them undisputed possession of first place in the new league, but their lead was short-lived. Two days later Philadelphia blasted Boston in the season's second contest, 20-3, and the following afternoon three other clubs—New York, Louisville and Cincinnati—staged their home openers. Of the three, only Cincinnati won, edging St. Louis's George Bradley, 2-1. On April 27 Cincinnati was again victorious over the St. Louis ace, 5-2, boosting the Queen City into a 1st-place tie with Chicago, which had blanked Louisville in each of its first two outings.

Yet to be scored upon, pitcher-manager Al Spalding led his White Stockings to Cincinnati on April 29. With first place at stake, Chicago burst the Queen City club's bubble 11-5 and then

THE 1876 CANADIAN CHAMPION

At the close of the 1876 season, the Tecumseh club of London laid claim to being the top professional team in Canada, replacing the Maple Leaf club of Guelph, which had reigned supreme throughout the 1870s to that point. To support its claim, Tecumseh boasted 40 wins in 45 games, including a perfect 4-0 mark against the former champion from Guelph. Two of Tecumseh's five losses came at the hands of the National League champion Chicago White Stockings, which visited London on June 19 and again on August 30, winning by scores of 16-6 and 10-1 respectively. Two days prior to the second meeting with the White Stockings, Tecumseh entertained the St. Louis Browns and edged the strong Mound City National League club 10-9 in 10 innings. Tecumseh's lineup included several future major leaguers, most prominently Fred Goldsmith, Phil Powers, Juice Latham, Jack Leary and Joe Hornung.

triumphed again three days later in the second game of the series. By the time the Windy City crew left Cincinnati, the two teams were on a course that would take them in completely opposite directions. After starting with four straight wins, Chicago finally sustained its first loss on May 5 at St. Louis, falling 1-0 to Bradley. But after Spalding beat Bradley in the next game, the White Stockings did not lose again until May 19, when St. Louis made its first appearance of the season in Chicago. Another Bradley low-hit gem put the Brown Stockings in striking distance of first place, but they soon fell back. Hartford then mounted a charge, coming within one game of the top in early July before Cal McVey stopped the Dark Blues, 9-3, to start Chicago on an 11-game winning streak.

Spalding's sterling arm that amassed 47 wins and second baseman Ross Barnes's deft bat that averaged over two hits a game were much of the reason the White Stockings never lost more than two games in a row in 1876, but there was considerably more to their success. First baseman Cal McVey (.347), third baseman Cap Anson (.356) and shortstop John Peters (.351) teamed with Barnes (.429) to give Chicago the finest hitting infield quartet in major league history. Barnes and Peters paced all fielders at their respective positions as well, and centerfielder Paul Hines led all gardeners in fielding average.

Cincinnati meanwhile dropped 11 straight contests in May to plummet deep into the basement. When New York and Philadelphia also lagged far off the pace, in mid-September both eastern clubs elected to save travel expenses and not make their final western road trips, reckoning that the League needed them far more than they needed the League. But the two metropolises underestimated William Hulbert's resolve. Their failure to honor their schedule commit-

ments was a crime for which Hulbert mustered the necessary vote to dismiss them from the League at a loop meeting on December 7, 1876, at Cleveland's Kennard House hotel.

The departure of Philadelphia and New York sheared the new loop of the two largest cities in the country and pared it to just six teams on the eve of its second season. This prospect upstaged another event at the League meeting that would soon have an even greater impact on the struggling organization's future. Pitcher Jim Devlin, who had signed a multiyear contract prior to the 1876 season, traveled to the meeting at his own expense to beg for his release from Louisville for its failure to fulfill the conditions of his covenant with the club. The Grays' vice president, Charles Chase, presented his side of the dispute, and the other three directors—Hartford player-manager Bob Ferguson, Boston president Nicholas Appolonio and St. Louis club secretary Charles Fowle—sided with Chase against Devlin, compelling the disgruntled pitcher to remain in Louisville at least for the 1877 campaign.

For all of Hulbert's careful planning, his brainchild was less than a resounding success its first year. Though it pleased him that his Chicago club won 79% of its championship games, he could only blame himself that the one-sided race prevented any of the other teams from turning a profit. That five of them were willing to undertake another season in 1877 owed largely to Hulbert's grudgingly given approval for his member clubs to schedule exhibition games with nonmember teams. According to Henry Chadwick's calculations, League clubs lost 37 of those exhibition games in 1876. Presumably they won more than that number, since many of their exhibition contests came against weak opponents, but Chadwick never tabulated their wins, demonstrating his bias against the League's claims of superiority.

And at the close of the 1876 season Chadwick could mount a strong argument. For all its monetary blandishments, the League had still left a bounty of outstanding players spread among the more than 50 professional teams not under its umbrella. Many of those players preferred less compensation to leaving their hometown clubs to live and play in the larger League cities. Moreover it was only Hulbert and his minions who maintained that theirs was the lone true "major" operation. As a result, there was no stigma as yet attached to being a big frog in a small pond. A player who hit .429 or won 47 games in 1876 was feted nearly equally whether he did it for a League team in Chicago or an independent club in Dubuque.

THE SEASONAL RECORD

	G	W	L	Pct	H	R	GB	Attendance
1. Chicago White Stockings	66	52	14	.788	25-6	27-8	—	65,441
2. Hartford Dark Blues	69	47	21	.691	23-9	24-12	6	18,000
3. St. Louis Browns	64	45	19	.703	24-6	21-13	6	36,000
4. Boston Red Caps	70	39	31	.557	19-17	20-14	15	51,000
5. Louisville Grays	69	30	36	.455	15-16	15-20	22	25,000
6. New York Mutuals	57	21	35	.375	13-20	8-15	22	23,000
7. Philadelphia Athletics	60	14	45	.237	10-24	4-21	34.5	24,000
8. Cincinnati Red Stockings	65	9	56	.138	6-24	3-32	42.5	24,000

	Chi	Har	StL	Bos	Lou	NY	Phi	Cin	Tot
Chicago	—	6	4	9	9	7	7	10	52
Hartford	4	—	4	8	9	4	9	9	47
St. Louis	6	6	—	6	6	6	8	7	.45
Boston	1	2	4	—	5	8	9	10	39
Louisville	1	1	4	5	—	5	6	8	30
New York	1	4	1	2	3	—	3	7	21
Philadelphia	1	1	0	1	2	4	—	5	14
Cincinnati	0	1	2	0	2	1	3	—	9
	14	21	19	31	36	35	45	56	257

SEASON LEADERS

Batting Average (150 ABs)

1. Barnes, Chicago	.429
2. Hall, Philadelphia	.366
3. Anson, Chicago	.356
4. Peters, Chicago	.351
5. McVey, Chicago	.347

Slugging Average

1. Barnes, Chicago	.590
2. Hall, Philadelphia	.545
3. Pike, St. Louis	.472
4. Anson, Chicago	.450
5. Meyerle, Philadelphia	.449

On-Base Percentage

1. Barnes, Chicago	.462
2. Hall, Philadelphia	.384
3. Anson, Chicago	.380
4. D. White, Chicago	.3581
5. O'Rourke, Boston	.3578

Total Bases

1. Barnes, Chicago	190
2. Hall, Philadelphia	146
3. Anson, Chicago	139
4. Hines, Chicago	134
5. Pike, St. Louis	133
G. Wright, Boston	133

Home Runs

1. Hall, Philadelphia	5
2. Jones, Cincinnati	4
3. Eight with	2

RBI

1. D. White, Chicago	60
2. Hines, Chicago	59
Anson, Chicago	59
Barnes, Chicago	59
5. McVey, Chicago	53

Hits

1. Barnes, Chicago	138
2. Peters, Chicago	111
3. Anson, Chicago	110
4. McVey, Chicago	107
5. D. White, Chicago	104

Runs

1. Barnes, Chicago	126
2. G. Wright, Boston	72
3. Peters, Chicago	70
4. D. White, Chicago	66
Burdock, Hartford	66

Bases on Balls

1. Barnes, Chicago	20
2. O'Rourke, Boston	15
3. Burdock, Hartford	13
4. Glenn, Chicago	12
Anson, Chicago	12

Strikeouts

1. Ryan, Louisville	23
2. L. Brown, Boston	22
3. R. Snyder, Cincinnati	19
4. O'Rourke, Boston	17
C. Jones, Cincinnati	17

OPS

1. Barnes, Chicago	1.052
2. Hall, Philadelphia	.929
3. Anson, Chicago	.830
4. Pike, St. Louis	.813
5. Meyerle, Philadelphia	.797

PITCHING

Wins

1. Spalding, Chicago	47
2. G. Bradley, St. Louis	45
3. Bond, Hartford	31
4. Devlin, Louisville	30
5. Mathews, New York	21

Losses

1. Devlin, Louisville	35
2. Mathews, New York	34
3. Dean, Cincinnati	26
4. Knight, Philadelphia	22
5. Zettelin, Philadelphia	20
Fisher, Philadelphia	20

Innings

1. Devlin, Louisville	622
2. G. Bradley, St. Louis	573
3. Spalding, Chicago	528.2
4. Mathews, New York	516
5. Bond, Hartford	408

Complete Games

1. Devlin, Louisville	66
2. G. Bradley, St. Louis	63
3. Mathews, New York	55
4. Spalding, Chicago	53
5. Bond, Hartford	45

Strikeouts

1. Devlin, Louisville	122
2. G. Bradley, St. Louis	101
3. Bond, Hartford	88
4. Spalding, Chicago	39
5. Mathews, New York	37

Winning Percentage (20 decisions)

1. Spalding, Chicago	.797
2. Manning, Boston	.783
3. Bond, Hartford	.705
4. G. Bradley, St. Louis	.703
5. Cummings, Hartford	.667

ERA (70 innings)

1. G. Bradley, St. Louis	1.23
2. Devlin, Louisville	1.56
3. Cummings, Hartford	1.67
4. Bond, Hartford	1.68
5. Spalding, Chicago	1.75

Lowest On-Base Percentage

1. G. Bradley, St. Louis	.224
2. Bond, Hartford	.227
3. Devlin, Louisville	.235
4. Cummings, Hartford	.251
5. Spalding, Chicago	.256

Lowest Batting Average

1. G. Bradley, St. Louis	.211
2. Bond, Hartford	.220
3. Devlin, Louisville	.224
4. Cummings, Hartford	.239
5. Spalding, Chicago	.247

FIELDING

Putouts**1B**

Dehlman, St. Louis	750
Murnane, Boston	689
Gerhardt, Louisville	664

Assists

Gerhardt, Louisville	13
Gould, Cincinnati	13
Sutton, Philadelphia	11

Fielding Average

Start, New York	.964
McVey, Chicago	.959
Dehlman, St. Louis	.958

2B

Burdock, Hartford	211
Somerville, Louisville	210
Sweasy, Cincinnati	167
Barnes, Boston	167

Somerville, Louisville	251
Barnes, Chicago	199
McGeary, St. Louis	180

Barnes, Chicago	.910
Burdock, Hartford	.895
McGeary, St. Louis	.889

3B

Anson, Chicago	135
Ferguson, Hartford	124
A. Nichols, New York	123

Anson, Chicago	147
Schafer, Boston	146
Battin, St. Louis	145

Battin, St. Louis	.867
Anson, Chicago	.849
Ferguson, Hartford	.826

SS

Force, Philadelphia-New York	110
Peters, Chicago	95
G. Wright, Boston	89

G. Wright, Boston	251
Force, Philadelphia-New York	240
Carey, Hartford	218

Peters, Chicago	.932
Force, Philadelphia-New York	.897
G. Wright, Boston	.888

RF

E. Booth, New York	73
Manning, Boston	73
Blong, St. Louis	64

Higham, Hartford	16
Blong, St. Louis	13
E. Booth, New York	11
A. Allison, Louisville	11

Blong, St. Louis	.895
Higham, Hartford	.869
Pierson, Cincinnati	.859

CF

Remsen, Hartford	177
Hines, Chicago	159
C. Jones, Cincinnati	151

Pike, St. Louis	13
Remsen, Hartford	12
C. Jones, Cincinnati	11
Hastings, Louisville	11

Hines, Chicago	.923
Eggler, Philadelphia	.913
Holdsworth, New York	.902

THE ANNUAL RECORD**LF**

F. Treacey, New York	202	F. Treacey, New York	9	York, Hartford	.899
R. Snyder, Cincinnati	168	York, Hartford	8	Ryan, Louisville	.886
York, Hartford	153	Cuthbert, St. Louis	7	Glenn, Chicago	.881
		Hall, Philadelphia	7		

C

Clapp, St. Louis	333	P. Snyder, Louisville	86	D. Allison, Hartford	.881
D. White, Chicago	295	Clapp, St. Louis	56	Clapp, St. Louis	.874
P. Snyder, Louisville	249	D. White, Boston	50	L. Brown, Boston	.856

P

G. Bradley, St. Louis	50	Devlin, Louisville	100	Manning, Boston	1.000
Spalding, Chicago	45	Bond, Hartford	93	Spalding, Chicago	.951
Devlin, Louisville	44	Spalding, Chicago	92	F. Bradley, Boston	.944

Double Plays**Errors****TC/Game****1B**

Murnane, Boston	30	Murnane, Boston	55	Gerhardt, Louisville	13.3
Gould, Cincinnati	28	E. Mills, Hartford	42	Sutton, Philadelphia	12.6
McVey, Chicago	21	Gerhardt, Louisville	40	Dehlman, St. Louis	12.4
Dehlman, St. Louis	21				

2B

Sweasy, Cincinnati	30	Somerville, Louisville	69	Somerville, Louisville	8.3
Somerville, Louisville	22	Sweasy, Cincinnati	51	Morrill, Boston	7.0
Barnes, Chicago	22	Burdock, Hartford	45	Sweasy, Cincinnati	6.8

3B

Battin, St. Louis	8	A. Nichols, New York	73	A. Nichols, New York	5.8
Anson, Chicago	8	Schafer, Boston	63	Anson, Chicago	5.0
Schafer, Boston	8	Ferguson, Hartford	54	Meyerle, Philadelphia	4.78

SS

Peters, Chicago	16	Hallinan, New York	67	Force, Philadelphia-New York	6.4
G. Wright, Boston	16	Fulmer, Louisville	47	Hallinan, New York	5.7
Fulmer, Louisville	12	Kessler, Cincinnati	47	G. Wright, Boston	5.6

RF

Blong, St. Louis	2	E. Booth, New York	26	Coon, Philadelphia	2.3
Pierson, Cincinnati	2	Manning, Boston	23	Pierson, Cincinnati	2.1
Three with	1	Coon, Philadelphia	16	Addy, Chicago	2.0

CF

Remsen, Hartford	5	O'Rourke, Boston	27	Eggler, Philadelphia	3.2
Pike, St. Louis	5	C. Jones, Cincinnati	27	Remsen, Hartford	3.1
Hastings, Louisville	4	Remsen, Hartford	24	C. Jones, Cincinnati	3.0
Hines, Chicago	4				

LF

Whitney, Boston	4	F. Treacey, New York	39	F. Treacey, New York	4.4
Hall, Philadelphia	3	Hall, Philadelphia	39	R. Snyder, Cincinnati	3.8
Leonard, Boston	2	R. Snyder, Cincinnati	37	Hall, Philadelphia	3.3
Cuthbert, St. Louis	2				

C

Clapp, St. Louis	5	Hicks, New York	94	Hicks, New York	8.1
L. Brown, Boston	4	P. Snyder, Louisville	67	Snyder, Louisville	7.31
Three with	3	D. White, Chicago	64	Clapp, St. Louis	7.30

Leaders in Passed Balls: Clapp, St. Louis (52); Pierson, Cincinnati (35); L. Brown, Boston (32)

P

Spalding	7	Mathews, New York	28	Bond, Hartford	3.0
G. Bradley, St. Louis	4	Borden, Boston	22	Knight, Philadelphia	2.7
Devlin, Louisville	4	Knight, Philadelphia	18	Mathews, New York	2.6

CHICAGO

Al Spalding
23rd Street Grounds

	G	AB	H	R	2B	3B	HR	RBI	BB	SO	BA	SA	OBP
2B Ross Barnes	66	322	138	126	21	14	1	59	20	8	.429	.590	.462
SS John Peters	66	316	111	70	14	2	1	47	3	2	.351	.418	.357
3B Cap Anson	66	309	110	63	9	7	2	59	12	8	.356	.450	.380
1B Cal McVey	63	308	107	62	15	0	1	53	2	4	.347	.406	.352
CF Paul Hines	64	305	101	62	21	3	2	59	1	3	.331	.439	.333
C Deacon White	66	303	104	66	18	1	1	60	7	3	.343	.419	.358
P Al Spalding	66	292	91	54	14	2	0	44	6	3	.312	.373	.326
LF John Glenn	66	276	84	55	9	2	0	32	12	6	.304	.351	.333
RF Bob Addy	32	142	40	36	4	1	0	16	5	0	.282	.324	.306
RF Oscar Bielaski	32	139	29	24	3	0	0	10	2	3	.209	.230	.220
Sub Fred Andrus	8	36	11	6	3	0	0	2	0	5	.306	.389	.306
	66	2748	926	624	131	32	8	441	70	45	.337	.417	.353

1B—McVey 55, Glenn 15, Spalding 3, White 3
 2B—Barnes 66, Hines 1
 SS—Peters 66, Spalding 1
 3B—Anson 66, McVey 1, White 1
 OF—Hines 64, Glenn 56, Addy 32, Bielaski 32, Spalding 10, Andrus 8, White 3, McVey 1
 C—White 63, McVey 6, Anson 2
 P—Spalding 61, McVey 11, Peters 1, Barnes 1, White 1

	Pos	G	TC	PO	A	DP	E	PB	FA
Barnes	2B	66	402	167	199	22	36	—	.910
Anson	3B	66	332	135	147	8	50	1	.849
Peters	SS	66	309	95	193	16	21	—	.932
Hines	CF	64	181	159	8	4	14	—	.923
White	C	63	409	295	50	3	64	29	.844
Spalding	P	61	144	45	92	7	7	—	.951
"	LF@	10	12	7	2	0	3		.750
Glenn	LF	56	151	128	5	1	18	—	.881
"	1B	15	120	112	0	4	8		.933
McVey	1B	55	516	485	10	21	21	1	.959
"	P	11	18	1	13	0	4		.778
Addy	RF	32	65	46	6	0	13	—	.800
Bielaski	RF	32	59	41	4	1	14	—	.763
		66	2790	1777	731	33	282	31	.899

	G	IP	H	GS	CG	W	L	SO	BB	Sh	Sv	ERA	WP	HR
Al Spalding	61	528.2	542	69	53	47	12	39	26	9	0	1.75	1	6
Cal McVey	11	59.1	57	6	5	5	2	9	2	0	2	1.52	2	0
Deacon White	1	2	1	0	0	0	0	3	0	0	1	0.00	0	0
Ross Barnes	1	1.1	7	0	0	0	0	0	0	0	0	20.25	0	0
John Peters	1	1	1	0	0	0	0	0	0	0	1	0.00	0	0
		592.1	608	66	58	52	14	51	29	9	4	1.76	3	6

ST. LOUIS

Mase Graffen (39-17) George McManus (6-2)

Grand Avenue Park

	G	AB	H	R	2B	3B	HR	RBI	BB	SO	BA	SA	OBP
C John Clapp	64	298	91	60	4	2	0	29	8	2	.305	.332	.322
3B Joe Battin	64	283	85	34	11	4	0	46	6	6	.300	.367	.315
LF Ned Cuthbert	63	283	70	46	10	1	0	25	7	4	.247	.290	.266
CF Lip Pike	63	282	91	55	19	10	1	50	8	9	.323	.472	.341
2B Mike McGeary	61	276	72	48	3	0	0	30	2	1	.261	.272	.266
P George Bradley	64	265	66	29	7	6	0	28	3	12	.249	.321	.257
RF Joe Blong	62	264	62	30	7	4	0	30	2	9	.235	.292	.241
1B Dutch Dehlman	64	245	45	40	6	0	0	9	9	10	.184	.208	.213
SS Denny Mack	48	180	39	32	5	0	1	7	11	5	.217	.261	.262
Sub Dickey Pearce	25	102	21	12	1	0	0	10	3	5	.206	.216	.229
	64	2478	642	386	73	27	2	264	59	63	.259	.313	.276

1B—Dehlman 64

2B—McGeary 56, Mack 5, Pike 2, Pearce 1, Clapp 1, Battin 1

SS—Mack 41, Pearce 23

3B—Battin 63, McGeary 1

OF—Cuthbert 63, Blong 62, Pike 62, Clapp 4, Mack 2, Pearce 1, McGeary 1

C—Clapp 61, McGeary 5

P—Bradley 64, Blong 1

	Pos	G	TC	PO	A	DP	E	PB	FA
Dehlman	1B	64	791	750	8	21	33	—	.958
Bradley	P	64	149	50	87	4	12	—	.919
Battin	3B	63	300	115	145	8	40	—	.867
Cuthbert	LF	63	121	95	7	2	19	—	.843
Pike	CF	62	106	82	13	5	11	—	.896
Blong	RF	62	86	64	13	2	9	—	.895
Clapp	C	61	445	333	56	5	56	52	.874
McGeary	2B	56	351	132	180	16	39	5	.889
Mack	SS	41	176	42	114	6	20	—	.886
Pearce	SS	23	122	23	87	6	12	—	.902
		64	2734	1734	732	33	268	57	.902

	G	IP	H	GS	CG	W	L	SO	BB	Sh	Sv	ERA	WP	HR
George Bradley #	64	573	470	64	63	45	19	103	38	16	0	1.23	34	3
Joe Blong	1	4	2	0	0	0	0	0	1	0	0	0.00	0	0
		577	472	64	63	45	19	103	39	16	0	1.22	34	3

No-hit game 2-0 vs Hartford, July 15

HARTFORD

Bob Ferguson

Hartford Base Ball Grounds

	G	AB	H	R	2B	3B	HR	RBI	BB	SO	BA	SA	OBP
CF Jack Remsen	69	324	89	62	12	5	1	30	1	15	.275	.352	.277
RF Dick Higham	67	312	102	59	21	2	0	35	2	7	.327	.407	.331
3B Bob Ferguson	69	310	82	48	8	5	0	32	2	11	.265	.323	.269

	G	AB	H	R	2B	3B	HR	RBI	BB	SO	BA	SA	OBP
2B Jack Burdock	69	309	80	66	9	1	0	23	13	16	.259	.294	.289
SS Tom Carey	68	289	78	51	7	0	0	26	3	4	.270	.294	.277
LF Tom York	67	263	68	47	12	7	1	39	10	4	.259	.369	.286
1B Ev Mills	63	254	66	28	8	1	0	23	1	3	.260	.299	.263
P Tommy Bond	45	182	50	18	8	0	0	21	0	4	.275	.319	.275
C Doug Allison	44	163	43	19	4	0	0	15	3	9	.264	.288	.277
C Bill Harbidge	30	106	23	11	2	1	0	6	3	2	.217	.255	.239
P Candy Cummings	24	105	17	14	3	0	0	7	0	3	.162	.190	.162
Sub John Cassidy	12	47	13	6	2	0	0	8	1	0	.277	.319	.292
	69	2664	711	429	96	22	2	265	39	78	.267	.322	.277

1B—Mills 63, Cassidy 4, Harbidge 2
 2B—Burdock 69, Higham 1
 SS—Carey 68, Higham 1
 3B—Ferguson 69, Burdock 1
 OF—Remsen 69, York 67, Higham 59, Cassidy 8, Harbidge 6, Allison 6
 C—Allison 40, Harbidge 24, Higham 13
 P—Bond 45, Cummings 24

	Pos	G	TC	PO	A	DP	E	PB	FA
Burdock	2B	69	430	211	174	18	45	—	.895
Ferguson	3B	69	311	124	133	5	54	—	.826
Remsen	CF	69	213	177	12	5	24	—	.887
Carey	SS	68	331	74	218	9	39	—	.882
York	LF	67	179	153	8	1	18	—	.899
Mills	1B	63	693	644	7	13	42	—	.939
Higham	RF	59	84	57	16	1	11		.869
"	C	13	66	38	14	0	14	10	.788
Bond	P	45	133	25	93	15	0	—	.887
Allison	C	40	277	201	43	2	33	12	.881
Harbidge	C	24	159	97	30	0	32	9	.799
Cummings	P	24	38	9	27	0	2	—	.947
		69	2997	1874	786	27	337	31	.888

	G	IP	H	GS	CG	W	L	SO	BB	Sh	Sv	ERA	WP	HR
Tommy Bond	45	408	355	45	45	31	13	88	13	6	0	1.68	8	2
Candy Cummings	24	216	215	24	24	16	8	26	14	5	0	1.67	7	0
		624	570	69	69	47	21	114	27	11	0	1.67	15	2

BOSTON
Harry Wright
 South End Grounds I

	G	AB	H	R	2B	3B	HR	RBI	BB	SO	BA	SA	OBP
SS George Wright	70	335	100	72	18	6	1	34	8	9	.299	.397	.315
CF Jim O'Rourke	70	312	102	61	17	3	2	43	15	17	.327	.420	.358
1B Tim Murnane	69	308	87	60	4	3	2	34	8	12	.282	.334	.301
LF Andy Leonard	64	303	85	53	10	2	0	27	4	6	.281	.327	.290
RF Jack Manning	70	288	76	52	13	0	2	25	7	5	.264	.330	.281
3B Harry Schafer	70	286	72	47	11	9	9	35	4	11	.252	.290	.262
2B John Morrill	66	278	73	38	5	2	0	26	3	5	.263	.295	.270
C Lew Brown	46	195	41	23	6	6	2	21	3	22	.210	.333	.222

THE ANNUAL RECORD

	G	AB	H	R	2B	3B	HR	RBI	BB	SO	BA	SA	OBP
Sub Frank Whitney	34	139	33	27	7	1	0	15	1	3	.237	.302	.243
P Joe Borden	32	121	25	19	3	0	0	7	3	3	.207	.231	.226
P Foghorn Bradley	22	82	19	12	2	1	0	8	2	3	.232	.280	.250
Sub Tim McGinley	9	40	6	5	0	0	0	2	0	1	.150	.150	.150
P Dick McBride	4	16	3	2	0	0	0	4	0	0	.188	.188	.188
Sub Sam Wright	2	8	1	0	0	0	0	0	0	0	.125	.125	.125
P Tricky Nichols	1	4	0	0	0	0	0	0	0	0	.000	.000	.000
Sub Bill Parks	1	4	0	0	0	0	0	0	0	0	.000	.000	.000
Sub Harry Wright	1	3	0	0	0	0	0	0	1	1	.000	.000	.250
	70	2722	723	471	96	24	9	281	58	98	.266	.328	.281

1B—Murnane 65, Morrill 3, O'Rourke 2
 2B—Morrill 37, Leonard 30, G. Wright 2, Manning 1, Murnane 1, Whitney 1
 SS—G. Wright 68, S. Wright 2, Manning 1
 3B—Schafer 70
 OF—O'Rourke 68, Manning 56, Leonard 35, Whitney 34, Borden 16, McGinley 6, Morrill 5, Bradley 4, Murnane 3, McBride 1, Parks 1, H. Wright 1, Brown 1
 C—Brown 45, Morrill 23, McGinley 3, O'Rourke 1
 P—Manning 34, Borden 29, Bradley 22, McBride 4, Nichols 1, G. Wright 1

	Pos	G	TC	PO	A	DP	E	PB	FA
Schafer	3B	70	331	122	146	8	63	—	.810
Wright	SS	68	383	89	251	16	43	—	.888
O'Rourke	CF	68	188	154	7	1	27	1	.856
Murnane	1B	65	749	689	5	30	55	—	.927
Manning	RF	56	103	73	7	0	23	—	.777
"	P	34	40	10	30	3	0	—	1.000
Brown	C	45	277	192	45	4	40	32	.856
Morrill	2B	37	259	105	117	18	37	—	.857
"	C	23	164	90	43	3	31	24	.811
Leonard	LF	35	80	68	6	2	6	—	.925
"	2B	30	199	89	81	10	29	—	.854
Whitney	LF@	34	99	73	8	4	18	—	.818
Borden	P	29	70	15	33	0	22	—	.686
"	RF@	16	13	5	1	0	7	—	.462
Bradley	P	22	36	10	24	0	2	—	.944
		70	3163	1895	826	42	442	62	.860

	G	IP	H	GS	CG	W	L	SO	BB	Sh	Sv	ERA	WP	HR
Joe Borden	29	218.1	257	24	16	11	12	34	51	2	1	2.89	21	4
Jack Manning	34	197.1	213	20	13	18	5	24	32	0	5	2.14	16	1
Foghorn Bradley	22	173.1	201	21	16	9	10	16	16	1	1	2.49	7	1
Dick McBride	4	33	53	4	3	0	4	2	5	0	0	2.73	1	1
Tricky Nichols	1	9	7	1	1	1	0	0	0	0	0	1.00	0	0
George Wright	1	1	1	0	0	0	0	1	0	0	0	0.00	1	0
		632	732	70	49	39	31	77	104	3	7	2.51	46	7

LOUISVILLE

Jack Chapman

Louisville Base Ball Park

	G	AB	H	R	2B	3B	HR	RBI	BB	SO	BA	SA	OBP
P Jim Devlin	68	298	94	38	14	1	0	28	1	11	.315	.369	.318
3B Bill Hague	67	294	78	31	8	0	1	22	2	10	.265	.303	.270
1B Joe Gerhardt	66	292	76	33	10	3	2	18	3	5	.260	.336	.268
C Scott Hastings	67	283	73	36	6	1	0	21	5	11	.258	.286	.271
SS Chick Fulmer	66	268	73	28	9	5	1	29	1	10	.272	.356	.276
2B Ed Somerville	64	256	48	29	5	1	0	14	1	6	.188	.215	.191
LF Johnny Ryan	64	241	61	32	5	1	1	18	6	23	.253	.295	.271
C Pop Snyder	56	224	44	21	4	1	1	9	2	7	.196	.237	.204
RF Art Allison	31	130	27	9	2	1	0	10	2	6	.208	.238	.220
Sub Jack Chapman	17	67	16	4	1	0	0	5	1	3	.239	.254	.250
Sub Jim Clinton	16	65	22	8	2	0	0	0	0	0	.338	.369	.338
Sub George Bechtel (1)	14	55	10	2	1	0	0	2	0	1	.182	.200	.182
Sub Bill Holbert	12	43	11	3	0	0	0	5	0	3	.256	.256	.256
Sub Dan Collins	7	28	4	3	1	0	0	9	0	2	.143	.179	.143
Sub Jack Carbine	7	25	4	3	0	0	0	1	0	0	.160	.160	.160
P Frank Pearce	1	2	0	0	0	0	0	0	0	0	.000	.000	.000
	69	2570	641	280	68	14	6	191	24	98	.249	.294	.256

1B—Gerhardt 54, Allison 8, Carbine 6, Devlin 1, Clinton 1

2B—Somerville 64, Gerhardt 5

SS—Fulmer 66, Gerhardt 3, Hague 1

3B—Hague 67, Gerhardt 2, Chapman 1

OF—Hastings 64, Ryan 64, Allison 23, Chapman 17, Clinton 14, Bechtel 14, Collins 7, Snyder 4, Gerhardt 2, Carbine 1

C—Snyder 55, Holbert 12, Hastings 5

P—Devlin 68, Pearce 1, Clinton 1, Ryan 1

	Pos	G	TC	PO	A	DP	E	PB	FA
Devlin	P	68	153	44	100	4	9	—	.941
Hague	3B	67	207	67	89	5	51	—	.754
Fulmer	SS	66	339	83	209	12	47	—	.861
Hastings	CF	65	125	98	11	4	16	13	.872
Somerville	2B	64	530	210	251	22	69	—	.870
Ryan	LF	64	149	131	1	1	17	—	.886
Snyder	C	55	402	249	86	2	67	25	.833
Gerhardt	1B	54	717	664	13	13	40	—	.944
Allison	RF	23	57	34	11	1	12	—	.789
Chapman	RF@	17	24	16	2	0	6	—	.750
Clinton	RF@	14	23	14	4	1	5	—	.783
Bechtel	RF@	14	18	14	1	0	3	—	.833
Holbert	C	12	102	62	24	3	16	7	.843
		69	3178	1930	851	44	397	45	.875

	G	IP	H	GS	CG	W	L	SO	BB	Sh	Sv	ERA	WP	HR
Jim Devlin	68	622	566	68	66	30	35	122	37	5	0	1.56	14	3
Jim Clinton	1	9	12	1	1	0	1	1	0	0	0	6.00	2	0
Johnny Ryan	1	8	22	0	0	0	0	1	0	0	0	5.63	7	0
Frank Pearce	1	4	5	0	0	0	0	1	1	0	0	4.50	2	0
	643	605	69	67	30	36	125	38	5	0	1.69	25	3	

NEW YORK

Bill Craver

Union Grounds (Brooklyn)

	G	AB	H	R	2B	3B	HR	RBI	BB	SO	BA	SA	OBP
1B Joe Start	56	264	73	40	6	0	0	21	1	2	.277	.299	.279
LF Fred Treacey	57	256	54	47	5	1	0	18	1	5	.211	.238	.214
2B Bill Craver	56	246	55	24	4	0	0	22	2	7	.224	.240	.230
CF Jim Holdsworth	52	241	64	23	3	2	0	19	1	2	.266	.295	.269
SS Jimmy Hallinan	54	240	67	45	7	6	2	36	2	4	.279	.383	.285
RF Eddie Booth	57	228	49	17	2	1	0	7	2	4	.215	.232	.222
P Bobby Mathews	56	218	40	19	4	1	0	9	3	2	.183	.211	.195
3B Al Nichols	57	212	38	20	4	0	0	9	2	3	.179	.198	.187
C Nat Hicks	45	188	44	20	4	1	0	15	3	4	.234	.266	.246
Sub John Hayes	5	21	3	1	0	2	0	2	0	0	.143	.333	.143
Sub George Bechtel (2)	2	10	3	2	0	0	0	0	0	0	.300	.300	.300
Sub Jim Shandley	2	8	1	0	0	0	0	0	0	0	.125	.125	.125
Sub John Maloney	2	7	2	1	0	1	0	2	0	1	.286	.571	.286
Sub Pete Treacey	2	5	0	1	0	0	0	0	1	0	.000	.000	.167
Sub John Hatfield	1	4	1	0	0	0	0	1	0	0	.250	.250	.250
Sub John McGuinness	1	4	0	0	0	0	0	0	0	0	.000	.000	.000
Sub Bobby Fair	1	4	0	0	0	0	0	0	0	0	.000	.000	.000
Sub Terry Larkin	1	4	0	0	0	0	0	0	0	0	.000	.000	.000
Sub Billy West	1	4	0	0	0	0	0	0	0	0	.000	.000	.000
Sub George Heubel	1	4	0	0	0	0	0	0	0	0	.000	.000	.000
Sub Davy Force (2)	1	3	0	0	0	0	0	0	0	0	.000	.000	.000
Sub George Seward	1	3	0	0	0	0	0	0	0	0	.000	.000	.000
Sub Nealy Phelps (1)	1	3	0	0	0	0	0	0	0	1	.000	.000	.000
Sub Bob Valentine	1	3	0	0	0	0	0	0	0	0	.000	.000	.000
	57	2180	494	260	39	15	2	161	18	35	.227	.261	.233

1B—Start 56, Heubel 1

2B—Craver 42, Booth 5, Hallinan 4, Holdsworth 3, Fair 1, McGuinness 1, Seward 1, West 1, Hatfield 1

SS—Hallinan 50, Craver 6, P. Treacey 2, Force 1

3B—Nichols 57

OF—F. Treacey 57, Booth 53, Holdsworth 49, Hayes 5, Bechtel 2, Shandley 2, Maloney 2, Hallinan 2, Phelps 1, Mathews 1

C—Hicks 45, Craver 11, McGuinness 1, Valentine 1

P—Mathews 56, Larkin 1, Booth 1

	Pos	G	TC	PO	A	DP	E	PB	FA
Nichols	3B	57	331	123	135	1	73	—	.779
F. Treacey	LF	57	250	202	9	1	39	—	.844
Start	1B	56	578	547	10	11	21	—	.964
Mathews	P	56	147	41	78	0	28	—	.810
Booth	RF	53	110	73	11	0	26	—	.764
Hallinan	SS	50	284	45	172	7	67	—	.764
Holdsworth	CF	49	132	109	10	1	13	—	.902
Hicks	C	45	363	222	47	3	94	28	.741
Craver	2B	42	220	95	84	7	41		.814
"	C	11	104	57	21	2	26	8	.750
		57	270	1593	634	18	473	37	.825

	G	IP	H	GS	CG	W	L	SO	BB	Sh	Sv	ERA	WP	HR
Bobby Mathews	56	516	693	56	55	21	34	37	24	2	0	2.86	3	8
Terry Larkin	1	9	9	1	1	0	1	0	0	0	0	3.00	0	0
Eddie Booth	1	5	16	1	0	0	0	0	0	0	0	9.31	0	0
		530	718	58	56	21	35	37	24	2	0	2.94	3	8

PHILADELPHIA

Al Wright

Jefferson Street Grounds (formerly known as Athletic Park)

	G	AB	H	R	2B	3B	HR	RBI	BB	SO	BA	SA	OBP
SS Davy Force (1)	60	284	66	48	6	0	0	17	5	3	.232	.254	.246
2B West Fisler	59	278	80	42	15	1	1	30	2	4	.288	.360	.293
LF George Hall	60	268	98	51	7	13	5	45	8	4	.366	.545	.384
3B Levi Meyerle	55	256	87	46	12	8	0	34	3	2	.340	.449	.347
P Lon Knight	55	240	60	32	9	3	0	24	2	2	.250	.313	.256
1B Ezra Sutton	54	236	70	45	12	7	1	31	3	2	.297	.419	.305
RF William Coon	54	220	50	30	5	1	0	22	2	4	.227	.259	.234
CF Dave Egglar	39	174	52	28	4	0	0	19	2	4	.299	.322	.307
P George Zettlein	32	128	27	11	2	1	0	11	0	5	.211	.242	.211
C Fergy Malone	22	96	22	14	2	0	0	6	0	1	.229	.250	.229
Sub Bill Fouser	21	89	12	11	0	1	0	2	0	0	.135	.157	.135
Sub Whitey Ritterston	16	52	13	8	3	0	0	4	0	2	.250	.308	.250
Sub Doc Bushong	5	21	1	4	0	0	0	1	0	0	.048	.048	.048
Sub John Curran	3	12	4	5	1	0	0	2	0	0	.333	.417	.333
Sub Wes Paulin	1	2	2	2	1	0	0	0	0	0	.167	.250	.167
Sub Jim Ward	1	4	2	1	0	0	0	1	0	1	.500	.500	.500
Sub John Bergh	1	4	0	0	0	0	0	0	0	2	.000	.000	.000
Sub Nealy Phelps (2)	1	4	0	0	0	0	0	0	0	0	.000	.000	.000
P Flip Lafferty	1	3	0	0	0	0	0	0	0	0	.000	.000	.000
Sub Fred Warner	1	3	0	0	0	0	0	0	0	0	.000	.000	.000
Sub John Mullen	1	3	0	0	0	0	0	0	0	0	.000	.000	.000
	60	2387	646	378	79	35	7	249	27	36	.271	.342	.279

1B—Sutton 29, Fisler 14, Knight 13, Zettlein 7, Fouser 1

2B—Fisler 21, Sutton 15, Fouser 14, Knight 6, Coon 4, Meyerle 3, Zettlein 1

SS—Force 60, Malone 1, Fisler 1

3B—Meyerle 49, Sutton 8, Coon 4, Force 2, Ritterston 1

OF—Hall 60, Egglar 39, Coon 29, Fisler 24, Knight 9, Fouser 7, Ritterston 4, Sutton 4, Malone 3, Meyerle 3, Warner 1, Zettelin 1, Bergh 1, Curran 1

C—Malone 20, Coon 18, Ritterston 14, Bushong 5, Paulin 3, Curran 2, Ward 1, Phelps 1, Bergh 1, Mullen 1

P—Knight 34, Zettlein 28, Coon 2, Meyerle 2, Lafferty 1

	Pos	G	TC	PO	A	DP	E	PB	FA
Force	SS	60	384	108*	237	11	39	—	.898
Hall	LF	60	196	150	7	3	39	—	.801
Meyerle	3B	49	234	84	101	4	49	—	.791
Egglar	CF	39	126	109	6	1	11	—	.913
Knight	P	34	92	33	41	1	18	—	.804
"	1B	13	102	91	3	6	8	—	.922
Sutton	1B	29	366	324	11	6	31	—	.915
"	2B	15	95	47	32	7	16	—	.832
Coon	RF	29	67	43	8	1	16	—	.761
"	C	18	87	50	10	0	27	21	.690
Zettlein	P	28	48	7	36	2	5	—	.896
Fisler	RF@	24	56	46	5	1	5	—	.911
"	2B	21	132	45	65	7	22	—	.833
"	1B	14	148	141	4	3	3	—	.980
Malone	C	20	139	78	30	0	31	25	.777
Fouser	2B	14	104	34	52	3	18	—	.827
Ritterston	C	14	70	41	6	1	23	21	.671
		60	2837	1657	724	32	456	109	.839

THE ANNUAL RECORD

	G	IP	H	GS	CG	W	L	SO	BB	Sh	Sv	ERA	WP	HR
Lon Knight	34	282	383	32	27	10	22	12	34	0	0	2.62	23	0
George Zettlein	28	234	352	25	23	4	20	10	6	1	2	3.88	4	2
Levi Meyerle	2	18	28	2	2	0	2	0	1	0	0	5.00	6	0
Flip Lafferty	1	9	5	1	1	0	1	0	0	0	0	0.00	0	0
William Coon	2	7	9	0	0	0	0	0	0	0	0	5.14	0	0
		550	783	60	53	14	45	22	41	1	2	3.22	33	2

CINCINNATI

Charlie Gould

Avenue Grounds

	G	AB	H	R	2B	3B	HR	RBI	BB	SO	BA	SA	OBP
CF Charley Jones	64	276	79	40	17	4	4	38	7	17	.286	.420	.304
C Amos Booth	63	272	71	31	3	0	0	14	9	11	.261	.272	.285
1B Charlie Gould	61	258	65	27	7	0	0	11	6	11	.252	.279	.269
SS Harry Kessler	59	248	64	26	5	0	0	11	7	10	.258	.278	.278
RF Dave Pierson	57	233	55	33	4	1	0	13	1	9	.236	.262	.239
2B Charlie Sweasy	56	225	46	18	5	2	0	10	2	5	.204	.244	.211
3B Will Foley	58	221	50	19	3	2	0	9	0	14	.226	.258	.226
LF Redleg Snyder	55	205	31	10	3	1	0	12	1	19	.151	.176	.155
P Dory Dean	34	138	36	9	3	1	0	4	2	13	.261	.297	.271
P Cherokee Fisher	35	129	32	12	1	0	0	4	0	8	.248	.256	.248
Sub Bobby Clack	32	118	19	10	0	1	0	5	5	12	.161	.178	.195
P Dale Williams	9	35	7	1	0	0	0	1	0	4	.200	.200	.200
Sub Sam Field	4	14	0	2	0	0	0	0	1	3	.000	.000	.067
	65	2372	555	238	51	12	4	132	41	136	.234	.271	.247

1B—Gould 61, Clack 5, Fisher 1

2B—Sweasy 55, Clack 8, Field 2, Pierson 1

SS—Kessler 46, Booth 22, Dean 2, Pierson 1, Fisher 1

3B—Foley 46, Booth 24, Clack 3, Pierson 1

OF—Jones 64, Snyder 55, Pierson 30, Clack 17, Kessler 16, Fisher 11, Dean 5, Booth 3, Sweasy 1

C—Pierson 31, Booth 24, Foley 20, Field 3

P—Dean 30, Fisher 28, Williams 9, Booth 3, Gould 2, Clack 1, Pierson 1

	Pos	G	TC	PO	A	DP	E	PB	FA
Jones	CF	64	189	151	11	2	27	—	.857
Gould	1B	61	636	584	13	29	39	—	.939
Sweasy	2B	55	376	167	158	30	51	—	.864
Snyder	LF	55	211	168	6	1	37	—	.825
Kessler	SS	46	222	57	118	11	47	—	.788
"	RF@	16	32	20	7	2	5		.844
Foley	3B	46	209	67	101	4	41		.804
"	C	25	102	70	10	1	22	19	.784
Pierson	C	31	208	112	46	3	50	35	.760
"	RF	30	64	46	9	2	9		.859
Dean	P	30	73	22	38	2	13	—	.822
Fisher	P	28	58	19	27	0	12	—	.793
"	RF@	11	14	12	1	0	1	—	.929
Booth	3B	24	75	29	28	0	18		.760
"	C	24	144	77	29	3	38	26	.736
"	SS	22	108	31	59	7	18		.833
Clack	LF@	17	54	36	4	0	14	—	.741
		65	2950	1772	709	45	469	81	.841

	G	IP	H	GS	CG	W	L	SO	BB	Sh	Sv	ERA	WP	HR
Dory Dean	30	262.2	397	30	26	4	26	22	24	0	0	3.73	17	1
Cherokee Fisher	28	229.1	294	24	22	4	20	29	6	0	0	3.02	6	6
Dale Williams	9	83	123	9	9	1	8	9	4	0	0	4.23	5	1
Amos Booth	3	9.2	22	1	0	0	1	0	0	0	0	9.31	0	0
Charlie Gould	2	4.1	10	0	0	0	0	0	0	0	0	0.00	0	0
Bobby Clack	1	2	2	0	0	0	0	0	0	0	0	4.50	0	0
Dave Pierson	1	—	2	1	0	0	1	0	0	0	0	—	0	1
	591	850	65	57	9	56	60	34	0	0	3.62	28	9	

1877

SCANDAL IN LOUISVILLE

Many baseball historians feel that 1877 produced the most pivotal season in the nineteenth century. Not only did it feature the only pennant race in major league history that was unequivocally proven to have been rigged, but it was the first year that the National League schedule was handled by league officials rather than by individual teams. It was also the first year that home plate was placed entirely in fair territory, where it has remained ever since, as well as the first year that a forerunner of the present rule was introduced declaring a base runner out if he is struck by a batted ball. But easily the most important revision in 1877 was the abolition of the fair-foul hit. That season the rulebook was amended so that a batted ball striking first in foul territory and then moving into fair ground is fair, whereas a batted ball striking first in fair territory and then moving into foul ground before it passes either first or third base is foul. This rule change altered the game dramatically and might even be said to have “modernized” it.

Forced to function as a six-team circuit after expelling the New York and Philadelphia franchises the previous fall, League moguls in 1877 reduced the schedule from 70 to 60 games but required teams to play each opponent 12 times rather than 10, as they had 1876. Clubs averaged three championship contests per week, usually on Tuesday, Thursday and Saturday, but had few off days as such, choosing instead to pad their coffers between championship games either by playing each other in exhibition games that did not count in the standings or else by playing exhibitions against non-league opponents. Tickets at all League parks still sold for 50¢ but were reduced to a dime by the fourth inning.

The League’s second season opened on April 30 with an unsatisfying 1-1 tie between Boston and a team that officially represented Hartford but was listed by most newspapers as Brooklyn in the daily standings because it played its home games at Brooklyn’s Union Grounds. But not even using heavily populated Brooklyn as its home base could spare the Connecticut-owned team from financial ruin. As in 1876, Chicago was the only League team to turn a profit. One newspaper estimated the losses of the other five clubs at \$17,300, and Cincinnati had such dire

BENEATH THE LOUISVILLE SCANDAL

The transgression that enabled Boston to win the 1877 pennant was unearthed after John Haldeman used his influence as both a sportswriter on the *Louisville Courier-Journal* and the son of Grays president Walter Haldeman to prod Grays vice president Charles Chase to probe the team's late-season collapse. A former college player at Washington and Lee, Haldeman got into one game at second base with Louisville on July 3, 1877, at Cincinnati in Cincinnati's first game after being restored to the League, and his push for an investigation was perhaps motivated partly by resentment that manager Jack Chapman hadn't given him more of a chance despite the fact that he made three errors. Haldeman's cause was aided when the Grays, in the midst of their tailspin against eastern League teams, also sustained an embarrassing 9-1 loss to Rochester, New York, at the victors' home park in an exhibition game that may also have been fixed in advance. There was testimony as well that an exhibition game against Lowell, Massachusetts, at the beginning of the Grays' eastern swing, was the first to be rigged and when that loss roused no particular suspicion, the conspirators moved full speed ahead. In any case, Chase finally gave in to his growing alarm over the huge number of wires that substitute Al Nichols was getting and asked to inspect them. When Nichols refused permission, Chase charged that it was the act of a guilty man. Nichols then reluctantly allowed the wires to be examined.

The evidence was damning. Eastern gamblers telegraphed the code word "sash" for any game they wanted the Grays to dump. Centerfielder George Hall and pitcher Jim Devlin confessed, implicating Nichols and third baseman Bill Craver. Craver, long under suspicion of dumping games, proclaimed his innocence and called on his constitutional right to deny permission to have his mail examined; his stance was taken as evidence of guilt, and he too was barred. For years Devlin hounded League president William Hulbert, begging to be reinstated. His pleas repeatedly fell on deaf ears, though Hulbert sometimes slipped him money for his family. Devlin was working as a beat cop in Philadelphia when he died in 1883.

The major personalities in the 1919 Black Sox scandal all had their counterparts in the Louisville shame. Like Chick Gandil, Nichols was the organizer. Hall played Swede Risberg's roll as the enforcer. Devlin was a close parallel to Joe Jackson, the seemingly naive dupe. And Craver may have been no more than Buck Weaver, a nonparticipant in the conspiracy who nonetheless had guilty knowledge of it. Years later, Pop Snyder, the team's catcher, avowed that there were other players in on the fix who were never implicated, but he refused to identify them.

Chapman's role in the scandal is still unclear and probably always will be. There is no evidence, in any case, that he was aware that anything was awry with his players. Two of them, Joe Gerhardt and Juice Latham, became part of the next Louisville major circuit entry in the mid-1880s after the club joined the American Association, and Chapman himself piloted the Falls City franchise to its only big league pennant in 1890.

THE FIRST “MINOR” LEAGUE

The battle for the public baseball dollar spread in February 1877 when representatives of 18 teams assembled near Pittsburgh in Allegheny, home of the independent Allegheny club, to form a new organization to replace the old National Association the League had killed. Candy Cummings, who had pitched for the Hartford League entry in 1876, was elected president of the rival loop, which called itself the International Association of Professional Baseball Players. Upon the close of the 1876 season, Cummings had joined the Live Oak club of Lynn, Massachusetts, preferring to return to a player-controlled atmosphere. Other League performers who believed that craftsmen should have a voice in how their workshop is run also jumped ship after the League's inaugural season to sign with IA teams.

Though the IA is now considered the first minor league, its organizers in no sense viewed themselves as “minor” operators in 1877, and the events of that season support their contention that their circuit was in most respects the League's equal. In 1877 League clubs lost no fewer than 72 games to outside clubs. Though its tickets were higher priced and its player salaries were correspondingly greater, the League had no corner on talent in 1877. Having the advantage of hindsight, we now know that the players on the top six IA clubs that year collectively accrued more eventual seasons of major league ball than the players on the six League clubs.

The Tecumseh Stars of London, Canada, were officially crowned the first IA champion after winning 14 of their 21 championship contests, which also included four losses and three ties. In actuality Tecumseh played more than 70 games during the season, many of them against League teams, and finished with a total record of 47 wins, 20 losses and seven ties. Gaining second place in the initial IA season was the Allegheny club of Pittsburgh. The race was not decided until the final championship game of the season for both nines on October 2 when Tecumseh beat the Pittsburgh club, 5-2. Tecumseh's usual batting alignment was Phil Powers, C; Fred Goldsmith, P; Mike Dinnin, 2B; Joe Hornung, LF; Foghorn Bradley, 1B; Ed Somerville, SS; Herm Doscher, 3B; Jake Knowdell, CF; and a wide assortment of nondescript part-timers serving in right field and occupying the bottom of the order. Dinnin was the only Tecumseh regular who never played in the majors. In late August, Somerville, the team captain, took ill and had to be replaced. He subsequently died on October 1, marring the team's celebration the following day when it clinched the IA title.

cash-flow problems that it folded briefly in June and its games were thrown out of the standings (they were later restored, then thrown out again and then, finally, restored). In the brief time Cincinnati was out of business, William Hulbert pilfered three of its players—Charley Jones, Jimmy Hallinan and Harry Smith—for his Chicago White Stockings. The outcry from the other League cities against this piracy forced Hulbert to remember that he was also functioning as loop



The 1877 Syracuse Stars. Top: Mike Mansell, Hick Carpenter and Pete Hotaling. Middle: Harry McCormick, Alex McKinnon, Captain Jim Clinton, Al Hall and the infamous Dick Higham. Front: the nearly as infamous Billy Geer and Jack Farrell. A particularly ill-fated group, the Stars a year later became the most prominent professional team to fail to win a pennant despite logging the highest winning percentage in their loop. In 1876 Mansell nearly died of typhoid, and eleven years later McKinnon did die of it after taking ill between games of a July 4 doubleheader while leading Pittsburgh in hitting. That same summer Geer was incarcerated in New York, one of his many prison terms for swindling, forgery and larceny before he disappeared into society's underbelly. Higham also all but disappeared into the woodwork after becoming the only major league umpire ever to be banished from the game in 1882. McCormick for years was mistakenly listed as having died in 1889 but now is noted as having disappeared as well. Hall's wretched story is told in the next chapter.

president and return Jones, the best of the trio, but he kept the other two even after the *Chicago Tribune* vowed to stop running the scores of the White Stockings' games on its sports page.

Hulbert's poaching notwithstanding, Chicago was never a factor in the 1877 race. Despite retaining all of the stars from his 1876 champion club with the sole exception of Deacon White, manager Al Spalding saw his team sink to next-to-last place. Much of the White Stockings' shocking crash was attributable to Spalding himself. The game's top pitcher in 1876, he was no more than a mediocre first baseman when he opted to station himself there after relinquishing his pitching duties to George Bradley. In the off-season Spalding had urged Hulbert to sign Bradley, sensing that St. Louis's ace in 1876 would only improve, whereas his own best days in the box were behind him. Spalding guessed wrong on Bradley as well as on his own ability to fill the hole at first base created by White's departure to Boston. But an equally important reason

CHICAGO'S ORIGINAL HITLESS WONDERS

The Chicago White Stockings, first by a wide margin in both batting and slugging the previous year, set an unwanted record in 1877 when they went homerless for the entire season. No other major league team since with the exception of Milwaukee and St. Paul, members of the Union Association for just 12 and eight games, respectively, in 1884, has failed to hit at least one four-bagger.

FEWEST TEAM HOME RUNS, SEASON (MINIMUM 50 GAMES)

Team	League	Year	HR	Games	HR/G
St. Louis Browns	NA	1875	0	70	0
Chicago	NA	1875	0	60	0
Chicago	NL	1877	0	60	0
St. Louis	NL	1877	1	60	.0167
Brooklyn Atlantics	NA	1874	1	56	.0179
Pittsburgh	AA	1884	2	110	.0182
Chicago	AL	1908	3	156	.0192

for Chicago's sharp tumble toward the basement in 1877 was Ross Barnes's swift demise as an offensive force, owing to a lengthy illness and the elimination of the fair-foul rule.

Once it became clear that the White Stockings would not repeat, attention fell on Boston and Louisville. The Red Caps still had several members from their four-time National Association championship team, most prominently shortstop George Wright and outfielders Andy Leonard and Jim O'Rourke. Deacon White's return after a year in Chicago brought Boston the 1877 loop batting and RBI leader, and the team's pitching woes in 1876 after losing Spalding to Chicago were remedied when manager Harry Wright coaxed Hartford ace Tommy Bond to come north to Massachusetts for the 1877 season.

Still, Boston could not shake Louisville. As stellar as Bond was in the box, no team had a more yeoman worker in 1877 than Jim Devlin of the Grays. With Devlin hurling every game and doubling as the team's cleanup hitter, Louisville shot to a commanding lead in early August. After the Grays won a pair of games in Chicago on August 11 and 13, Eastern writers eagerly awaited the team's last trip east to Boston and Hartford (Brooklyn). Wrote one: "Never before has the glorious uncertainty of the national game been so conspicuously displayed as it has in the professional arena this year. A series of surprises have followed each other in rapid succession. . . . This year no one has known where the little joker has been hid and in consequence

a spicy interest has been added to the betting business on base ball matches.” The same reporter then observed with unintentional irony: “Thus far the season has been an exceptional one in the integrity of play exhibited by all the contesting teams in the League arena, and it is to be hoped that nothing will occur to mar the record in this important respect.”

The reporter’s hope was brutally dashed when Louisville suffered four straight losses in Boston and three losses and a tie in its final four games in Brooklyn. The astonishing string of defeats dropped the Grays behind Boston by the time they left the east, and they never recovered. When Devlin lost 4-0 to Laurie Reis in Chicago on October 6, the final day of the season, the Grays finished seven full games behind Boston after holding a seemingly insurmountable lead on their previous visit to Chicago just eight weeks earlier.

Louisville’s inexplicable collapse left so rank an aroma that club officials were compelled to investigate rumors that Devlin and other team members had thrown the pennant to Boston. When the rumors were borne out, Hulbert acted quickly and decisively, expelling four Louisville players for life, and the decimated Falls City team dropped out of the League, as did St. Louis, which had secretly arranged to sign two of the miscreants for the 1878 season. Hartford also quit when the club drew no better in Brooklyn than it had in Connecticut. The latest exodus meant that after being in operation for only two seasons, the League would begin its third year with just three of its original eight members still in place.



A young Arthur Irwin. In 1877 Irwin played for the Amateurs, the top non-professional team in Boston, his adopted home. Fourteen years later, his playing career nearing its end, he managed the Boston Reds to the 1891 American Association pennant, but he felt his team was cheated out of a chance to play in what would have been the final AA and NL World’s Series when Cap Anson’s Chicago Colts, which had pledged to play Irwin’s Reds if they won, instead lost an NL pennant to the Boston Beaneaters that Anson insisted had been fixed for him to lose. Irwin well remembered when Boston had first won a controversial pennant in 1877. Here is what he said in the October 17, 1891, issue of *The Sporting News* regarding Boston’s second controversial pennant win. “Well, they have made a pretty mess of it in the League, haven’t they? These charges of crookedness will kill the game unless they are explained away, and they can’t be explained away. Simply because they are true, and there is plenty of proof. While the New Yorks were in Boston, Buck Ewing and Mike Kelly made no secret of the fact that the Bostons were to win all the games. They talked it over in the dressing room, and Ewing fixed up his team in Kelly’s presence and talked and laughed over it in the presence of others.” When asked if he could substantiate this, Irwin said: “Yes, every word of it can be proven by reputable witnesses who were in the dressing room. It was common talk in Boston, and further than that, there is no secret that Buck Ewing gave the signs of the New York pitchers to Mike Kelly.” From all appearances, no member of either the New York or Boston team ever stepped forward publicly to deny so much as a single word that Irwin said.

THE SEASONAL RECORD

	G	W	L	Pct	H	R	GB	Attendance
1. Boston Red Caps	61	42	18	.700	27-5	15-13	—	55,240
2. Louisville Grays	61	35	25	.583	21-9	14-16	7	24,000
3. Hartford Dark Blues	60	31	27	.534	19-8	12-19	10	22,000
4. St. Louis Browns	60	28	32	.467	20-10	8-22	14	29,000
5. Chicago White Stockings	60	26	33	.441	17-12	9-21	15.5	46,454
6. Cincinnati Red Stockings	58	15	42	.263	12-17	3-25	25.5	28,000

	Bos	Lou	Har	StL	Chi	Cin	Tot
Boston	—	8	7	6	10	11	42
Louisville	4	—	6	10	8	7	35
Hartford	5	6	—	5	8	7	31
St. Louis	6	2	7	—	4	9	28
Chicago	2	4	4	8	—	8	26
Cincinnati	1	5	3	3	3	—	15
	18	25	27	32	33	42	177

SEASON LEADERS

Batting Average (150 ABs)

1. D. White, Boston	.387
2. Cassidy, Hartford	.378
3. McVey, Chicago	.368
4. O'Rourke, Boston	.362
5. Anson, Chicago	.337

Slugging Average

1. D. White, Boston	.545
2. Jones, Cinci-Chi-Cinci	.471
3. Cassidy, Hartford	.458
4. McVey, Chicago	.455
5. O'Rourke, Boston	.445

On-Base Percentage

1. O'Rourke, Boston	.407
2. D. White, Boston	.405
3. McVey, Chicago	.387
4. Cassidy, Hartford	.386
5. Anson, Chicago	.360

Total Bases

1. D. White, Boston	145
2. McVey, Chicago	121
3. O'Rourke, Boston	118
Hall, Louisville	118
5. Cassidy, Hartford	115

Home Runs

1. Pike, Cincinnati	4
2. Shaffer, Louisville	3
3. Jones, Cinci-Chi-Cinci	2
D. White, Boston	2
Snyder, Louisville	2

RBI

1. D. White, Boston	49
2. Peters, Chicago	41
3. Sutton, Boston	39
4. Jones, Cinci-Chi-Cinci	38
5. York, Hartford	37

Hits

1. D. White, Boston	103
2. McVey, Chicago	98
3. O'Rourke, Boston	96
4. Cassidy, Hartford	95
5. Start, Hartford	90

Runs

1. O'Rourke, Boston	68
2. G. Wright, Boston	58
McVey, Chicago	58
4. Start, Hartford	55
5. Hall, Louisville	53
Jones, Cinci-Chi-Cinci	53

Bases on Balls

1. O'Rourke, Boston	20
2. Jones, Cinci-Chi-Cinci	15
3. Hall, Louisville	12
Booth, Cincinnati	12
5. Force, St. Louis	11

Strikeouts

1. L. Brown, Boston	33
2. Devlin, Louisville	27
3. Jones, Cinci-Chi-Cinci	25
4. Larkin, Hartford	23
5. Blong, St. Louis	22

OPS

1. D. White, Boston	.950
2. O'Rourke, Boston	.852
3. Cassidy, Hartford	.844
4. McVey, Chicago	.842
5. Jones, Cinci-Chi-Cinci	.824

PITCHING

Wins

1. Bond, Boston	40
2. Devlin, Louisville	35
3. Larkin, Hartford	29

Losses

1. Devlin, Louisville	25
Larkin, Hartford	25
3. Nichols, St. Louis	23

Innings

1. Devlin, Louisville	559
2. Bond, Boston	521
3. Larkin, Hartford	501

Wins

4. Nichols, St. Louis	18
G. Bradley, Chicago	18

Complete Games

1. Devlin, Louisville	61
2. Bond, Boston	58
3. Larkin, Hartford	55
4. Nichols, St. Louis	35
G. Bradley, Chicago	35

ERA (60 innings)

1. Bond, Boston	2.11
2. Larkin, Hartford	2.14
3. Devlin, Louisville	2.25
4. Nichols, St. Louis	2.60
5. Blong, St. Louis	2.74

FIELDING**Putouts****1B**

Start, Hartford	704
Latham, Louisville	659
Spalding, Chicago	472

2B

Burdock, Hartford	185
G. Wright, Boston	171
Gerhardt, Louisville	167

3B

Ferguson, Hartford	109
Foley, Cincinnati	94
Hague, Louisville	78

SS

Peters, Chicago	124
Force, St. Louis	75
Craver, Louisville	71

RF

Shaffer, Louisville	121
Hines, Chicago	75
Addy, Cincinnati	74

CF

O'Rourke, Boston	112
Crowley, Louisville	109
Holdsworth, Hartford	79
Pike, Cincinnati	79

LF

C. Jones, Cinci-Chi-Cinci	138
York, Hartford	130
Hall, Louisville	92

C

L. Brown, Boston	360
Snyder, Louisville	292
Clapp, St. Louis	269

Losses

G. Bradley, Chicago	23
5. Bond, Boston	17

Strikeouts

1. Bond, Boston	170
2. Devlin, Louisville	141
3. Larkin, Hartford	96
4. Nichols, St. Louis	80
5. G. Bradley, Chicago	59

Lowest On-Base Percentage

1. Bond, Boston	.261
2. Larkin, Hartford	.264
3. Devlin, Louisville	.283
4. G. Bradley, Chicago	.286
5. Nichols, St. Louis	.289

Innings

4. G. Bradley, Chicago	394
5. Nichols, St. Louis	350

Winning Percentage (15 decisions)

1. Bond, Boston	.702
2. Devlin, Louisville	.583
3. Larkin, Hartford	.537
4. Blong, St. Louis	.526
—Others all below .500—	

Lowest Batting Average

1. Larkin, Hartford	.245
2. Bond, Boston	.249
3. Blong, St. Louis	.262
4. Nichols, St. Louis	.263
5. G. Bradley, Chicago	.269

Assists

Latham, Louisville	24
Spalding, Chicago	21
D. White, Boston	13

Gerhardt, Louisville	244
G. Wright, Boston	209
Burdock, Hartford	189

Ferguson, Hartford	155
Foley, Cincinnati	130
Hague, Louisville	78

Peters, Chicago	215
Carey, Hartford	203
Craver, Louisville	175

Shaffer, Louisville	21
Addy, Cincinnati	17
Cassidy, Hartford	16

Crowley, Louisville	20
Holdsworth, Hartford	11
Pike, Cincinnati	10

C. Jones, Cinci-Chi-Cinci	15
Glenn, Chicago	7
Hall, Louisville	7

Snyder, Louisville	102
L. Brown, Boston	67
Clapp, St. Louis	44

Fielding Average

Start, Hartford	.964
Spalding, Chicago	.959
Latham, Louisville	.950

Burdock, Hartford	.903
Gerhardt, Louisville	.888
G. Wright, Boston	.878

Anson, Chicago	.883
Hague, Louisville	.843
Ferguson, Hartford	.841

Force, St. Louis	.914
Craver, Louisville	.904
Peters, Chicago	.883

Shaffer, Louisville	.835
Blong, St. Louis	.835
Hines, Chicago	.806

Eggler, Chicago	.861
Crowley, Louisville	.849
O'Rourke, Boston	.846

Hall, Louisville	.900
Leonard, Boston	.875
York, Hartford	.865

Snyder, Louisville	.910
L. Brown, Boston	.897
Clapp, St. Louis	.887

THE ANNUAL RECORD**P**

Devlin, Louisville	30	Devlin, Louisville	110	Bradley, Chicago	.9504
Bond, Boston	29	Bond, Boston	104	T. Nichols, St. Louis	.9500
Larkin, Hartford	26	Larkin, Hartford	89	Bond, Boston	.937

Double Plays**Errors****TC/Game****1B**

Latham, Louisville	28	Latham, Louisville	36	Start, Hartford	12.4
Start, Hartford	25	Start, Hartford	27	Latham, Louisville	12.2
Spalding, Chicago	23	Spalding, Chicago	23	Spalding, Chicago	11.4

2B

Gerhardt, Louisville	30	G. Wright, Boston	53	Gerhardt, Louisville	8.1
G. Wright, Boston	28	Gerhardt, Louisville	52	McGeary, St. Louis	7.7
Burdock, Hartford	25	Burdock, Hartford	40	Burdock, Hartford	7.53

3B

Anson, Chicago	9	Ferguson, Hartford	50	Ferguson, Hartford	5.6
Foley, Cincinnati	9	Foley, Cincinnati	44	Battin, St. Louis	5.1
Battin, St. Louis	6	Hague, Louisville	29	Foley, Cincinnati	4.8
Ferguson, Hartford	6	Battin, St. Louis	29		

SS

Peters, Chicago	23	Carey, Hartford	53	Peters, Chicago	6.4
Craver, Louisville	15	Peters, Chicago	45	Force, St. Louis	5.14
Carey, Hartford	11	Craver, Louisville	26	Carey, Hartford	5.08

RF

Addy, Cincinnati	5	Shaffer, Louisville	28	Shaffer, Louisville	2.8
Cassidy, Hartford	2	Addy, Cincinnati	22	Hines, Chicago	2.0
Murnane, Boston	2	Cassidy, Hartford	22	Addy, Cincinnati	1.982

CF

Eggler, Chicago	3	Crowley, Louisville	23	Pike, Cincinnati	2.9
Crowley, Louisville	2	O'Rourke, Boston	22	Crowley, Louisville	2.6
Three with	1	Pike, Cincinnati	22	O'Rourke, Boston	2.4

LF

Dorgan, St. Louis	3	C. Jones, Cinci-Chi-Cinci	28	C. Jones, Cinci-Chi-Cinci	3.6
C. Jones, Cinci-Chi-Cinci	2	York, Hartford	21	York, Hartford	2.8
Leonard, Boston	2	Dorgan, St. Louis	16	Leonard, Boston	2.6

C

Snyder, Louisville	8	L. Brown, Boston	49	L. Brown, Boston	8.7
L. Brown, Boston	5	Clapp, St. Louis	40	Snyder, Louisville	7.1
McVey, Chicago	3	Snyder, Louisville	39	Clapp, St. Louis	6.7

Passed Ball Leaders: Snyder, Louisville (58); McVey, Chicago (48); Clapp, St. Louis (45)

P

Bond, Boston	2	Larkin, Hartford	15	Devlin, Louisville	2.5
Devlin, Louisville	2	Devlin, Louisville	10	Bond, Boston	2.4
Three with	1	Bond, Boston	9	Larkin, Hartford	2.3

BOSTON**Harry Wright**

South End Grounds I

	G	AB	H	R	2B	3B	HR	RBI	BB	SO	BA	SA	OBP
2B George Wright	61	290	80	58	15	1	0	35	9	15	.276	.334	.298
LF Andy Leonard	58	272	78	46	5	0	0	27	5	5	.287	.305	.300

	G	AB	H	R	2B	3B	HR	RBI	BB	SO	BA	SA	OBP
1B Deacon White	59	266	103	51	14	11	2	49	8	3	.387	.545	.405
CF Jim O'Rourke	61	265	96	68	14	4	0	23	20	9	.362	.445	.407
P Tommy Bond	61	259	59	32	4	3	0	30	1	15	.228	.266	.231
SS Ezra Sutton	58	253	74	43	10	6	0	39	4	10	.292	.379	.404
3B John Morrill	61	242	73	47	5	1	0	28	6	15	.302	.331	.319
C Lew Brown	58	221	56	27	12	8	1	31	6	33	.253	.394	.273
RF Harry Schafer	33	141	39	20	5	2	0	13	0	7	.277	.340	.277
Sub Tim Murnane	35	140	39	23	7	1	1	15	6	7	.279	.364	.308
P Will White	3	15	3	4	0	0	0	1	0	1	.200	.200	.200
Sub Harry Wright	1	4	0	0	0	0	0	0	0	1	.000	.000	.000
	61	2368	700	419	91	37	4	291	65	121	.296	.370	.314

1B—D. White 35, Morrill 18, Murnane 5, Brown 4, O'Rourke 1

2B—G. Wright 58, Morrill 3

SS—Sutton 36, Leonard 21, G. Wright 3, Schafer 1

3B—Morrill 30, Sutton 22, Schafer 9

OF—O'Rourke 60, Leonard 37, Murnane 30, Schafer 23, D. White 19, Morrill 11, Bond 3, H. Wright 1

C—Brown 55, D. White 7

P—Bond 58, W. White 3

	Pos	G	TC	PO	A	DP	E	PB	FA
O'Rourke	CF	60	143	112	9	0	22	—	.846
G. Wright	2B	58	433	171	209	29	53	—	.878
Bond	P	58	142	29	104	2	9	—	.937
Brown	C	55	476	360	67	5	49	39	.897
Leonard	LF	37	96	79	5	2	12	—	.875
"	SS	21	88	28	48	3	12	—	.864
Sutton	SS	36	178	66	91	8	21	—	.882
"	3B	22	84	38	31	2	15	—	.821
D. White	1B	35	350	324	13	16	13	9	.963
"	LF@	19	27	21	4	0	2	—	.926
Morrill	3B	30	88	33	43	1	12	—	.864
"	1B	16	191	170	8	11	13	—	.932
"	LF	11	18	10	1	0	7	—	.611
Murnane	RF@	30	54	39	5	2	10	—	.815
Schafer	RF	23	29	17	1	0	11	—	.621
		60	2608	1644	674	36	290	48	.889

	G	IP	H	GS	CG	W	L	SO	BB	Sh	Sv	ERA	WP	HR
Tommy Bond	58	521	530	58	58	40	17	170	36	6	0	2.11	18	5
Will White	3	27	27	3	3	2	1	7	2	1	0	3.00	2	0
		548	557	61	61	42	18	177	38	7	0	2.15	20	5

LOUISVILLE

Jack Chapman

Louisville Base Ball Park

	G	AB	H	R	2B	3B	HR	RBI	BB	SO	BA	SA	OBP
1B Juice Latham	59	278	81	42	10	6	0	22	5	6	.291	.371	.304
LF George Hall	61	269	87	53	15	8	0	26	12	19	.323	.439	.352
P Jim Devlin	61	268	72	38	6	3	1	27	7	27	.269	.325	.287
3B Bill Hague	59	263	70	38	7	1	1	24	7	18	.266	.312	.285

THE ANNUAL RECORD

	G	AB	H	R	2B	3B	HR	RBI	BB	SO	BA	SA	OBP
RF Orator Shaffer	61	260	74	38	9	5	3	34	9	17	.285	.392	.309
2B Joe Gerhardt	59	250	76	41	6	5	1	35	5	8	.304	.380	.318
C Pop Snyder	61	248	64	23	7	2	2	28	3	14	.258	.327	.267
CF Bill Crowley	61	238	67	30	9	3	1	23	4	13	.282	.357	.293
SS Bill Craver	57	238	63	33	5	2	0	29	5	11	.265	.303	.280
Sub Al Nichols	6	19	4	1	0	1	0	0	0	2	.211	.316	.211
Sub Flip Lafferty	4	17	1	2	1	0	0	0	0	4	.059	.118	.059
Sub John Haldeman	1	4	0	0	0	0	0	0	0	0	.000	.000	.000
Sub Harry Little (2)	1	3	0	0	0	0	0	0	1	1	.000	.000	.250
	61	2355	659	339	75	36	9	248	58	140	.280	.354	.297

1B—Latham 59, Nichols 1, Gerhardt 1, Shaffer 1
 2B—Gerhardt 57, Nichols 3, Little 1, Haldeman 1, Crowley 1
 3B—Hague 59, Crowley 1, Nichols 1
 SS—Craver 57, Crowley 2, Nichols 1, Gerhardt 1, Snyder 1
 OF—Hall 61, Shaffer 60, Crowley 58, Lafferty 4, Snyder 1, Gerhardt 1
 C—Snyder 61, Crowley 2
 P—Devlin 61

	Pos	G	TC	PO	A	DP	E	PB	FA
Snyder	C	61	433	292	102	8	39	58	.910
Devlin	P	61	150	30	110	2	10	—	.933
Hall	LF	61	110	92	7	1	11	—	.900
Shaffer	RF	60	179	121	21	1	28	—	.835
Latham	1B	59	719	659	24	28	36	—	.950
Hague	3B	59	185	78	78	4	29	—	.843
Crowley	CF	58	152	109	20	2	53	2	.849
Gerhardt	2B	57	463	167	244	30	52	—	.888
Craver	SS	57	272	71	175	15	26	—	.904
		61	2768	1677	824	37	267	60	.904

	G	IP	H	GS	CG	W	L	SO	BB	Sh	Sv	ERA	WP	HR
Jim Devlin	61	559	617	62	61	35	25	141	41	4	0	2.25	20	4

HARTFORD

Bob Ferguson

Union Grounds (Brooklyn)

	G	AB	H	R	2B	3B	HR	RBI	BB	SO	BA	SA	OBP
2B Jack Burdock	58	277	72	35	6	0	0	9	2	16	.260	.282	.265
SS Tom Carey	60	274	70	38	3	2	1	20	0	9	.255	.292	.255
1B Joe Start	60	271	90	55	3	6	1	21	6	2	.332	.399	.347
CF Jim Holdsworth	55	260	66	26	5	2	0	20	2	8	.254	.288	.260
3B Bob Ferguson	58	254	65	40	7	2	0	35	3	10	.256	.299	.265
RF John Cassidy	60	251	95	43	10	5	0	27	3	3	.378	.458	.386
LF Tom York	56	237	67	43	16	7	1	37	3	11	.283	.422	.292
P Terry Larkin	58	228	52	28	6	5	1	18	5	23	.228	.311	.245
C Bill Harbidge	41	167	37	18	5	2	0	8	3	6	.222	.275	.235
C Doug Allison	29	115	17	14	2	0	0	6	3	7	.148	.165	.169
Sub Oak Taylor	2	8	3	0	0	0	0	0	0	2	.375	.375	.375
Sub Jay Pike	1	4	1	1	0	0	0	0	0	0	.250	.250	.250
Sub John Bass	1	4	1	1	0	0	0	0	0	0	.250	.250	.250

	G	AB	H	R	2B	3B	HR	RBI	BB	SO	BA	SA	OBP
Sub John Maloney	1	4	1	0	0	0	0	0	0	0	.250	.250	.250
Sub Josh Bunce	1	4	0	0	0	0	0	0	0	0	.000	.000	.000
	60	2358	637	341	63	31	4	201	30	97	.270	.328	.279

1B—Start 60

2B—Burdock 55, Harbidge 4, Larkin 1

SS—Carey 60

3B—Ferguson 56, Burdock 3, Larkin 2, Harbidge 1

OF—Cassidy 58, York 56, Holdsworth 55, Harbidge 5, Taylor 2, Maloney 1, Bass 1, Bunce 1, Pike 1

C—Harbidge 32, Allison 29

P—Larkin 56, Ferguson 3, Cassidy 2

	Pos	G	TC	PO	A	DP	E	PB	FA
Start	1B	60	741	704	10	25	27	—	.964
Carey	SS	60	305	49	203	11	53	—	.826
Cassidy	RF	58	79	41	16	2	22	—	.722
Ferguson	3B	56	314	109	155	6	50	—	.841
York	LF	56	156	130	5	1	21	—	.865
Larkin	P	56	130	26	89	0	15	—	.885
Burdock	2B	55	414	185	189	25	40	—	.903
Holdsworth	CF	55	108	79	11	1	18	—	.833
Harbidge	C	32	193	143	27	2	23	22	.881
Allison	C	29	182	127	36	4	19	16	.896
		60	2728	1632	783	32	313	38	.885

	G	IP	H	GS	CG	W	L	SO	BB	Sh	Sv	ERA	WP	HR
Terry Larkin	56	501	510	56	55	29	25	96	53	4	0	2.14	18	2
Bob Ferguson	3	25	38	2	2	1	1	1	2	0	0	3.96	0	0
John Cassidy	2	18	24	2	2	1	1	2	1	0	0	5.00	0	0
		544	572	60	59	31	27	99	56	4	0	2.32	18	2

ST. LOUIS

George McManus

Grand Avenue Park

	G	AB	H	R	2B	3B	HR	RBI	BB	SO	BA	SA	OBP
LF Mike Dorgan	60	266	82	45	9	7	0	23	9	13	.308	.395	.331
2B Mike McGeary	57	258	65	35	3	2	0	20	2	6	.252	.279	.258
C John Clapp	60	255	81	47	6	6	0	34	8	6	.318	.388	.338
3B Joe Battin	57	226	45	28	3	7	1	22	6	17	.199	.288	.220
SS Davy Force	58	225	59	24	5	3	0	22	11	15	.262	.311	.297
UT Art Croft	54	220	51	23	5	2	0	27	1	15	.232	.273	.235
RF Joe Blong	58	218	47	17	8	3	0	13	4	22	.216	.280	.230
P Tricky Nichols	51	186	31	22	4	2	0	9	3	15	.167	.210	.180
CF Jack Remsen	33	123	32	14	3	4	0	13	4	3	.260	.350	.283
1B Dutch Dehlman	32	119	22	24	4	0	0	11	7	21	.185	.218	.230
SS Dickey Pearce	8	29	5	1	0	0	0	4	1	4	.172	.172	.200
Sub Leonidas Lee	4	18	5	0	1	0	0	0	0	1	.278	.333	.278
Sub Harry Little (1)	3	12	2	2	0	0	0	0	1	6	.167	.167	.231
Sub Tom Loftus	3	11	2	2	0	0	0	0	0	1	.182	.182	.182
Sub Ed McKenna	1	5	1	0	0	0	0	0	0	1	.200	.200	.200

THE ANNUAL RECORD

	G	AB	H	R	2B	3B	HR	RBI	BB	SO	BA	SA	OBP
Sub Jack Gleason	1	4	1	0	0	0	0	0	0	1	.250	.250	.250
Sub T.E. Newell	1	3	0	0	0	0	0	0	0	0	.000	.000	.000
	60	2178	531	284	51	36	1	198	57	147	.244	.302	.263

1B—Dehlman 31, Croft 28, Clapp 1

2B—McGeary 39, Battin 21, Croft 1, Dorgan 1

SS—Force 50, Pearce 8, Newell 1, Lee 1, Dorgan 1

3B—Battin 32, McGeary 19, Force 8, Dorgan 2

OF—Dorgan 50, Blong 40, Remsen 33, Croft 25, Nichols 16, Clapp 10, Battin 5, Lee 4, Little 3, Loftus 3, McKenna 1, Gleason 1, Dehlman 1

C—Clapp 53, Dorgan 12

P—Nichols 42, Blong 25, Battin 1

	Pos	G	TC	PO	A	DP	E	PB	FA
Clapp	C	53	353	269	44	2	40	45	.887
"	RF@	10	9	7	0	0	2	—	.778
Force	SS	50	257	75	160	9	22	—	.914
Dorgan	LF	50	91	70	5	3	16	13	.824
"	C	12	69	44	13	0	12	—	.826
Nichols	P	42	80	62	14	1	4	—	.950
"	RF	16	22	18	0	0	4	—	.818
Blong	RF	40	70	60	6	0	13	—	.835
"	P	25	42	13	24	0	5	—	.881
McGeary	2B	39	300	125	140	12	35	—	.883
"	3B	19	87	39	41	0	7	—	.920
Remsen	CF	33	85	73	4	0	8	—	.906
Battin	3B	32	164	58	77	6	29	—	.823
"	2B	21	137	54	59	4	24	—	.825
Croft	1B	28	306	290	7	10	9	—	.971
"	LF@	25	64	48	3	0	13	—	.931
		60	2612	1623	708	29	281	58	.892

	G	IP	H	GS	CG	W	L	SO	BB	Sh	Sv	ERA	WP	HR
Tricky Nichols	42	350	376	39	35	18	23	80	53	1	0	2.60	22	2
Joe Blong	25	187.1	203	21	17	10	9	51	38	0	0	2.74	29	0
Joe Battin	1	3.2	3	0	0	0	0	1	1	0	0	4.91	1	0
		541	582	60	52	28	32	132	92	1	0	2.66	52	2

CHICAGO

Al Spalding

23rd Street Grounds

	G	AB	H	R	2B	3B	HR	RBI	BB	SO	BA	SA	OBP
C Cal McVey	60	266	98	58	9	7	0	36	8	11	.368	.455	.387
SS John Peters	60	265	84	45	10	3	0	41	1	7	.317	.377	.320
RF Paul Hines	60	261	73	44	11	7	0	23	1	8	.280	.375	.282
3B Cap Anson	59	255	86	52	19	1	0	32	9	3	.337	.420	.345
1B Al Spalding	60	254	65	29	7	6	0	35	3	16	.256	.331	.265
P George Bradley	55	214	52	31	7	3	0	12	6	19	.243	.304	.264
LF John Glenn	50	202	46	31	6	1	0	20	8	16	.228	.267	.257
CF Dave Egler	33	136	36	20	3	0	0	20	1	5	.265	.287	.270
Sub Harry Smith (1)	24	94	19	7	1	0	0	3	4	6	.202	.213	.235

	G	AB	H	R	2B	3B	HR	RBI	BB	SO	BA	SA	OBP
2B Ross Barnes	22	92	25	16	1	0	0	5	7	4	.272	.283	.323
Sub Jimmy Hallinan (2)	19	89	25	17	4	1	0	11	4	2	.281	.348	.312
Sub Charlie Eden	15	55	12	9	0	1	0	5	3	6	.218	.255	.283
Sub Charlie Waitt	10	41	4	2	0	0	0	2	0	3	.098	.098	.098
P Laurie Reis	4	16	2	3	0	0	0	1	0	0	.125	.125	.125
Sub Joe Quinn	4	14	1	1	0	0	0	0	1	0	.071	.071	.133
Sub Charley Jones (2)	2	8	3	1	1	0	0	2	1	0	.375	.500	.444
Sub Dave Rowe	2	7	2	0	0	0	0	0	0	3	.286	.286	.286
Sub Cherokee Fisher	1	4	0	0	0	0	0	0	0	2	.000	.000	.000
	60	2273	633	366	79	30	0	248	57	111	.278	.340	.296

1B—Spalding 45, Glenn 14, Bradley 3, McVey 1

2B—Barnes 22, Smith 14, Spalding 13, Hines 11, McVey 1

SS—Peters 60

3B—Anson 40, McVey 17, Bradley 16, Spalding 2, Fisher 1

OF—Hines 49, Glenn 36, Egler 33, Hallinan 19, Eden 15, Waitt 10, Smith 10, Quinn 4, Rowe 2, Jones 2, Bradley 7

C—McVey 40, Anson 31

P—Bradley 50, McVey 17, Reis 4, Spalding 4, Rowe 1

	Pos	G	TC	PO	A	DP	E	PB	FA
Peters	SS	60	384	124	215	23	43	—	.883
Bradley	P	50	101	25	71	1	5	—	.950
"	3B	16	42	11	18	1	13	—	.690
Hines	RF	49	98	75	4	1	19	—	.806
"	2B	11	80	27	36	4	17	—	.788
Spalding	1B	45	514	472	21	23	21	—	.959
"	2B	13	95	37	50	6	8	—	.916
McVey	C	40	199	137	34	3	28	48	.859
"	3B	17	49	18	23	0	8	—	.837
"	P	17	25	6	14	0	5	—	.800
Anson	3B	40	171	74	77	9	20	—	.883
"	C	31	166	103	41	5	22	26	.867
Glenn	LF	36	77	66	7	1	4	—	.948
"	1B	14	177	160	4	9	13	—	.927
Egler	CF	33	79	60	8	3	11	—	.861
Barnes	2B	22	142	49	70	5	23	—	.838
Hallinan	CF@	19	35	27	1	1	7	—	.800
Eden	RF	15	28	17	2	1	9	—	.679
Smith	2B	14	75	32	32	2	11	—	.853
"	CF@	10	22	15	0	0	7	—	.692
Waitt	LF@	10	29	20	3	1	6	—	.793
		60	2669	1602	754	43	313	74	.883

	G	IP	H	GS	CG	W	L	SO	BB	Sh	Sv	ERA	WP	HR
George Bradley	50	394	452	44	35	18	23	59	39	2	0	3.31	39	4
Cal McVey	17	92	129	10	6	4	8	20	11	0	2	4.50	3	2
Laurie Reis	4	36	29	4	4	3	1	11	6	1	0	0.75	3	1
Al Spalding	4	11	17	1	0	1	0	2	0	0	1	3.27	0	0
Dave Rowe	1	1	3	1	0	0	1	0	2	0	0	18.00	0	0
	534	630	60	45	26	33	92	58	3	3	3	3.37	45	7

CINCINNATI

Lip Pike (3-11) Bob Addy (5-19) Jack Manning (9-12)

Avenue Grounds

	G	AB	H	R	2B	3B	HR	RBI	BB	SO	BA	SA	OBP
CF Lip Pike	58	262	78	45	12	4	4	23	9	7	.298	.420	.321
SS Jack Manning	57	252	80	47	16	7	0	36	5	6	.317	.437	.331
RF Bob Addy	57	245	68	27	2	3	0	31	6	5	.278	.310	.295
LF Charley Jones (1) (3)	55	232	72	52	11	10	2	36	14	25	.310	.470	.350
3B Will Foley	56	216	41	23	5	1	0	18	4	13	.190	.222	.205
UT Amos Booth	44	157	27	16	2	1	0	13	12	10	.172	.197	.231
Sub Levi Meyerle	27	107	35	11	7	2	0	15	0	4	.327	.430	.327
1B Charlie Gould	24	91	25	5	2	1	0	13	5	5	.275	.319	.313
2B Jimmy Hallinan (1)	16	73	27	18	1	1	0	7	1	1	.370	.411	.378
C Scott Hastings	20	71	10	7	1	0	0	3	3	6	.141	.155	.176
P Candy Cummings	19	70	14	6	1	2	0	4	4	6	.200	.271	.243
P Bobby Mathews	15	59	10	5	0	0	0	0	1	2	.169	.169	.183
Sub Ned Cuthbert	12	56	10	6	5	0	0	2	1	2	.179	.268	.193
P Bobby Mitchell	11	49	10	5	3	0	0	5	1	2	.204	.265	.220
Sub George Miller	11	37	6	4	1	0	0	3	5	2	.162	.189	.262
Sub Harry Smith (2)	10	36	9	4	2	1	0	3	1	5	.250	.361	.270
Sub Chub Sullivan	8	32	8	4	0	0	0	4	1	0	.250	.250	.273
C Nat Hicks	8	32	6	3	0	0	0	3	1	2	.188	.188	.212
Sub Johnny Ryan	6	26	4	2	0	1	0	2	1	5	.154	.231	.185
C Harry Kessler	6	20	2	0	0	0	0	0	2	1	.100	.100	.182
Sub Billy Redmond	3	12	3	1	1	0	0	3	1	1	.250	.333	.308
	58	2135	545	291	72	34	6	224	78	110	.255	.329	.282

1B—Gould 24, Manning 17, Jones 10, Sullivan 8, Kessler 1

2B—Pike 22, Hallinan 16, Meyerle 12, Booth 10, Smith 3, Manning 2

SS—Manning 26, Meyerle 18, Booth 13, Redmond 3, Pike 2, Mathews 1

3B—Foley 56, Booth 3

OF—Addy 57, Jones 46, Pike 38, Cuthbert 12, Manning 12, Ryan 6, Cummings 3, Smith 3, Mitchell 2, Gould 1, Booth 1, Mathews 1, Hastings 1, Meyerle 1

C—Hastings 20, Booth 12, Miller 11, Smith 8, Hicks 8, Kessler 5

P—Cummings 19, Mathews 15, Booth 12, Mitchell 12, Manning 10

	Pos	G	TC	PO	A	DP	E	PB	FA
Addy	RF	57	113	74	17	5	22	—	.805
Foley	3B	56	268	94	130	9	44	—	.836
Jones	LF	46	175*	133*	14	2	28*	—	.840
"	1B	10	109	100	0	4	9		.917
Pike	CF	38	111	79	10	1	22	—	.802
"	2B	22	142	62	57	5	23		.838
Manning	SS	26	124	30	62	2	32	—	.742
"	1B	17	185	173	5	4	7		.962
"	CF@	12	27	20	2	0	5		.815
"	P	10	15	1	11	1	3		.800
Gould	1B	24	258	229	9	13	20	—	.922
Hastings	C	20	110	63	24	1	23	29	.791
Cummings	P	19	40	6	31	0	3	—	.925
Meyerle	SS	18	95	28	50	4	17	—	.821
"	2B	12	69	26	36	1	7		.899
Hallinan	2B	16	103	52	36	8	15	—	.854
Mathews	P	15	29	7	18	0	4	—	.862
Booth	SS	13	69	15	43	1	11		.841
"	C	12	56	28	16	2	12	11	.786
"	P	12	15	3	11	1	1		.933
"	2B	10	62	26	27	1	9		.855

	Pos	G	TC	PO	A	DP	E	PB	FA
Cuthbert	LF	12	47	34	5	2	8	—	.830
Mitchell	P	12	25	9	14	0	2	—	.920
Miller	C	11	73	56	11	0	6	10	.918
		58	2660	1555	711	33	394	81	.851

	G	IP	H	GS	CG	W	L	SO	BB	Sh	Sv	ERA	WP	HR
Candy Cummings	19	155.2	219	19	16	5	14	11	13	0	0	4.34	15	2
Bobby Mathews	15	129.1	208	15	13	3	12	9	17	0	0	4.04	10	0
Bobby Mitchell	12	100	123	12	11	6	5	41	11	1	0	3.51	4	0
Amos Booth	12	86	114	8	6	1	7	18	13	0	0	3.56	7	1
Jack Manning	10	44	83	4	2	0	4	6	7	0	1	6.95	11	1
		515	747	58	48	15	42	85	61	1	1	4.19	43	4

1878

THE NINE "IRON MEN" GIVE HARRY WRIGHT ONE LAST FLAG

Shorn of St. Louis, the second largest city in the West, together with Louisville and Hartford, both first-division teams in 1877, loop president William Hulbert had to scramble in the early months of 1878 to restore the National League to six entries. His solution was to spirit Providence away from the International Association and cajole independent teams from Milwaukee and Indianapolis to become partners in his tottering enterprise. But first Hulbert had to amend the League constitution, which originally required that all cities in the loop have a minimum population of 70,000, with Hartford granted an exemption because it agreed to play most of its home games in Brooklyn. Once the League's future was assured for at least one more season, Hulbert launched a ruthless campaign to cut off the blood supply of the small-town clubs that comprised most of the IA's membership. Since the League had parks with much greater gate potential than his rival, Hulbert decreed that League clubs could no longer allow outside teams to play in their parks. This interdiction meant that while Boston, for example, could still play neighboring Lowell in Lowell's tiny park, with a capacity of around 2,000, Lowell was denied the monetary windfall from playing in Boston's South End Grounds, capable of holding some 10,000. Though almost every League club relied on games against outside teams for much of its revenue, all reluctantly complied with Hulbert's mandate.

Money issues weighed heavily on the League in 1878. Beginning that season, the umpire fee of \$5 was paid by the visiting club. Balancing that expense for visitors was a new system for dividing gate receipts made possible by the invention the previous year of the self-registering turnstile. As a result, visitors now received 15¢ for each spectator admitted to the home club's park through the turnstile, which recorded the count each time an entering body turned its mechanism. The visiting club's secretary was given the keys to the turnstile before each game to open it and check its count and then affix a seal to it after the last customer entered.

WRIGHT'S MAGIC DESERTS HIM

In the 10 seasons between 1869 and 1878 Harry Wright managed an undefeated national champion—the 1869 Cincinnati Red Stockings—and six major league pennant winners. Though he remained a pilot another 15 years after 1878, he never won another pennant. It was not that the game passed him by, as certainly happened to other long-term managers such as Connie Mack. Wright's undoing was that once he left Boston following the 1881 season, he never again had the horses. An unparalleled expert at assembling a team prior to the adoption of the Reserve Clause in 1880, Wright was less successful when he had to rely on more modern methods to acquire talent. Wright's managerial skills were also best suited to the kind of game Henry Chadwick adored, tightly contested with little scoring. It was no coincidence that his best teams in the latter portion of his career—the 1885-88 Philadelphia Phillies—had the same strengths as his 1877-78 Boston champs, pitching and defense, as well as the same flaw, the weakest hitting of any winning team during the era. Wright's last season as a pilot, in 1893, was laden with irony. By then his Philadelphia club had the top batting attack in the majors and one of the worst pitching staffs. Even if his health had not betrayed him, the paradox might have been more than he cared to endure.

On the field, the changes were few but meaningful. An 1877 rule requiring the home team to bat first gave way to a new statute allowing the two captains to determine which side took first raps, usually by flipping a coin, with the home team accorded the right to call the toss. A second rule modification in 1878 eliminated the use of a substitute runner until a batter actually reached base safely.

The newfangled self-registering turnstiles revolved all too seldom in several League parks in 1878. By the end of the season, Indianapolis owner William Perritt owed so much money that he was forced to flee Indiana to avoid his many creditors. The bulk of Perritt's debt was incurred before the season even began when he raided the Maple Leaf team of Guelph, Ontario, for talent. Perritt had taste if insufficient capital. In 1878, despite finishing next to last, Indianapolis introduced three future League stars in Ned Williamson, Silver Flint and Jim McCormick. Cellar-dwelling Milwaukee likewise unveiled a trio of impact rookies: catcher Charlie Bennett, disputed batting king Abner Dalrymple and the luckless Buck Weaver. Though he surrendered fewer than two earned runs a start in 1878, Weaver lost 31 of his 43 decisions as his mates averaged more than six errors per game behind him.

The erratic play of the two western newcomers and Chicago's continued perplexing lack of cohesion despite all its talent helped the Cincinnati Red Stockings to rise all the way to second place after two straight basement finishes. An even greater boost to the Queen City club's for-

THE FIERY FERGUSON

As baffling to casual observers as Harry Wright's success in 1878 with the light-hitting Boston Red Caps was Bob Ferguson's inability to lift the heavy-hitting Chicago White Stockings out of the second division. In 1878 the White Stockings topped the National League in both batting and runs by a wide margin, had a staff ERA that was just .05 runs higher than 1st-place Boston's and committed fewer errors than 3rd-place Providence. Hiring Ferguson to play third base and pilot the White Stockings was Al Spalding's idea after he had admiringly watched Ferguson's firebrand style of leadership spur mediocre Hartford teams to first-division finishes in both 1876 and 1877. Yet in his memoir, Spalding would call Ferguson "tactless" and hopelessly lacking any knowledge "of the subtle science of handling men by strategy rather than by force." Before he came to Chicago, Ferguson's reputation rested as much on his impeccable honesty and alacrity to flatten any gambler foolish enough to approach him as on the performance of teams he ran. Prior to 1878 he generally had his pick of jobs. When the stern example of the Louisville scandal lessened the need for paragons of integrity and Ferguson's impatient, irascible personality helped sink what Spalding felt ought to have been a dominant Chicago team, Ferguson began a long downward course to near obscurity. No man was more knowledgeable about the game or more versatile in what he could do to earn a living at it than Ferguson. He had moments of brilliance as a player, a manager and an umpire and might have made a lasting mark at any or all of the three venues. Yet when he is remembered now it is chiefly by trivia buffs who know him as the game's first switch-hitter.

THE NINETEENTH CENTURY'S BEST YEAR FOR ROOKIE PITCHERS

Of the nine National League pitchers who logged 100 or more innings in 1877, only two—Tommy Bond and Terry Larkin—reached triple digits again in 1878. Jim Devlin would surely have been a third had he not been banished in the Louisville scandal, but his six cohorts were little missed. In 1878, even though it had just six teams and three of them used essentially a one-man pitching rotation, the National League ushered in three rookie pitchers who combined for 659 wins in the majors and two others, The Only Nolan and Buck Weaver, whose only fault might have been that they toiled for miserable teams. Two of the trio who clicked for 659 wins, Will White and John Ward, ranked 2nd and 4th, respectively, in victories in 1878, and the third, Jim McCormick, looked at one point in his career as if he would surely be the first major league pitcher to win 300 games. These five rookies alone accounted for nearly half of the pitching wins in 1878 (82 of 180). Three other rookie hurlers, Tom Healey, Harry Wheeler and Fred Corey, also won 13 games among them. As a result, yearling boxmen in 1878 scored 53% of the loop's wins, easily the highest percentage ever by first-year hurlers.



Jim O'Rourke (seen here with the 1886 New York Giants) was champion Boston's leading hitter in 1878. O'Rourke hit .278, good for 19th place on the list of 1878 NL batting leaders. That year there were only 49 qualifiers altogether in the six-team League, pitchers included. O'Rourke also led the offensively challenged titlists in runs with 44, tying for 10th on the 1878 leader board.

tunes came from its entry into the “free-agent” market. After fielding a team of dregs in the first two League seasons, in 1878 the Red Stockings outbid all rivals to procure two of the game’s biggest stars, Cal McVey and Deacon White. McVey ran the team and anchored the infield at third base, and White returned to catching, his original position, in order to work with his brother Will. The Whites gave Cincinnati the first sibling battery in big league history, and the bespectacled Will was also the leading winner among an outstanding crop of rookie pitchers, but another yearling, rightfielder Mike Kelly, would turn out to be both the Red Stockings’ and the 1878 season’s greatest find. Only defending champion Boston uncovered no standout rookies in 1878. Given the losses of 1877 batting king Deacon White to Cincinnati and catcher Lew Brown to Providence, Boston manager Harry Wright seemingly needed a new star, but he made do without one. For the 1878 season Wright shifted handyman John Morrill from third base to first, replacing White, moved Ezra Sutton from shortstop to third base and put his brother George, mostly a second baseman in 1877, back at short. Wright signed Jack Burdock,

THE TEAM THAT HAD THE BEST RECORD BUT FINISHED SECOND

Never in major league history has a team that possessed the best winning percentage at the end of a season finished anywhere but first. The rules prior to 1882 made such an occurrence possible, though, and it happened on at least one occasion in a professional league. At the close of the 1878 season, the final International Association standings showed the Syracuse Stars with 27 wins and 10 losses for a .729 winning percentage while Buffalo finished 32-12 with a .727 winning rate. Many reference books nowadays consider Syracuse the pennant winner, but in 1878 the Buffalos were crowned the IA champs because they compiled the most wins. Since Buffalo won then, who are we to say otherwise?

The 1878 IA standings

Team	Games	W	L	T	PCT	GB
Buffalo	46	32	12	2	.727	—
Syracuse	39	27	10	2	.729	1.5
Utica	40	26	13	1	.667	3.5
London	43	27	15	1	.643	4
Hornellsville	38	21	16	1	.567	7.5
Rochester	43	23	20	0	.535	8.5
Manchester	38	20	18	0	.526	9
Binghampton	30	14	16	0	.467	11
Lowell	39	18	21	0	.461	11.5
Lynn-Worcester	40	13	27	0	.325	17
Springfield	37	11	25	1	.306	17
Pittsburgh	26	2	24	0	.077	21
New Haven-Hartford	19	1	18	0	.053	18.5

of the defunct Hartford team, as his new second baseman, and the defunct Louisville team furnished Wright's catching replacement, Pop Snyder. Wright's final personnel move was to recall Jack Manning, who had been on loan to Cincinnati, to play right field, a trouble spot in 1877. Manning's return to Boston banished incumbent rightfielder Harry Schafer to the bench, where he was destined to rot. After seven years as a starter, Schafer got into just two games in 1878, on May 8 against Providence and finally on August 31 in Chicago. They were the only two championship games all year in which Boston had need for a substitute, as seven of the Red



The 1878 Utica club finished 3rd in the International Association under captain Juice Latham, seated to the left of the gentleman in civvies. Also here are Ed Kennedy (top left), Blondie Purcell (beside Kennedy), Doc Bushong (center left), John Richmond (beside Bushong), Hardy Richardson (front left) and Pop Smith (front right). Richardson proved to be by far the team's best player. Only a couple of bad breaks, literally, prevented him from ranking among the upper echelon of nineteenth century stars. Richardson twice broke a leg sliding, first in 1888 and then in 1891. On each occasion he was paid while he was idle, but that was only because of his stature. Rookies and substitutes in Richardson's time were usually released immediately when they sustained a disabling injury. The classic case was Al Hall, Cleveland's center fielder in 1880, whose leg was broken in Cincinnati's home opener on May 13 in a collision with teammate Pete Hotaling. The Cleveland management saw to it that Hall was carried off the field in a makeshift litter after his leg was temporarily splinted and then taken by ambulance to Cincinnati Hospital. Once there, he was left completely on his own. Hall never played again and died five years later in an insane asylum in Warren, Pa.

Stockings' nine regulars played every inning of every game and the other two, George Wright and pitcher Tommy Bond, missed only one contest each. Boston's amazing "iron man" performance, unequalled in that era or any other, was only one reason that Harry Wright bagged his 6th pennant in seven years. Defense, in capital letters, was a much larger ingredient in Wright's formula for success. In 1878 his nine iron men owned the second worst team batting average in the League and could put no one among the loop's top ten in batting, on-base percentage and

total bases. Bond, moreover, had the 5th-best ERA among pitchers in 100 or more innings, no great achievement when there were only eight of them. But Burdock and George Wright were the best keystone pair in the League, and the Boston team as a whole combined to set a new fielding average record of .914 and become the first club ever to average fewer than four errors per game. A typical Red Caps' contest was their 10-inning battle at Indianapolis on September 11, deemed the best League game of the year by *Dime Base-Ball Player*. After being blanked for nine innings on just five scattered singles by Indy's Jim McCormick, Boston broke the longest scoreless deadlock in the 1878 League season by pushing across two runs in the top of the 10th on a pair of singles, a sacrifice, a steal and an error and then held the Blues scoreless in the bottom half to win 2-0.

THE SEASONAL RECORD

	G	W	L	Pct	H	R	GB	Attendance
1. Boston Red Caps	60	41	19	.683	23-7	18-12	—	48,915
2. Cincinnati Reds	61	37	23	.617	25-8	12-15	4	41,000
3. Providence Grays	62	33	27	.550	17-13	16-14	8	46,000
4. Chicago White Stockings	61	30	30	.500	17-18	13-12	11	58,691
5. Indianapolis Blues	63	24	36	.400	10-17	14-19	17	12,000
6. Milwaukee Grays	61	15	45	.250	7-18	8-27	26	17,000

	Bos	Cin	Pro	Chi	Ind	Mil	Tot
Boston	—	6	6	8	10	11	41
Cincinnati	6	—	9	10	4	8	37
Providence	6	3	—	6	10	8	33
Chicago	4	2	6	—	8	10	30
Indianapolis	2	8	2	4	—	8	24
Milwaukee	1	4	4	2	4	—	15
	19	23	27	30	36	45	180

SEASON LEADERS

Batting Average (150 ABs)

1. Hines, Providence	.358
2. Dalrymple, Milwaukee	.354
3. Ferguson, Chicago	.3514
4. Start, Chicago	.3509
5. Anson, Chicago	.341

Slugging Average

1. Hines, Providence	.486
2. York, Providence	.465
3. Shaffer, Indianapolis	.455
4. L. Brown, Providence	.453
5. Jones, Cincinnati	.441

On-Base Percentage

1. Ferguson, Chicago	.375
2. Anson, Chicago	.372
3. Shaffer, Indianapolis	.369
4. Dalrymple, Milwaukee	.368
5. Hines, Providence	.363

Total Bases

1. York, Providence	125
Start, Chicago	125
Hines, Providence	125
4. Shaffer, Indianapolis	121
5. Higham, Providence	117

Home Runs

1. Hines, Providence	4
2. Jones, Cincinnati	3
3. McKelvy, Indianapolis	2
McVey, Cincinnati	2
5. Fourteen with	1

RBI

1. Hines, Providence	50
2. L. Brown, Providence	43
3. Anson, Chicago	40
4. Jones, Cincinnati	39
Ferguson, Chicago	39

Hits

1. Start, Chicago	100
2. Dalrymple, Milwaukee	96
3. Hines, Providence	92
4. Ferguson, Chicago	91
5. Higham, Providence	90
Shaffer, Indianapolis	90

Runs

1. Higham, Providence	60
2. Start, Chicago	58
3. York, Providence	56
4. Anson, Chicago	55
5. Dalrymple, Milwaukee	52

Bases on Balls

1. Remsen, Chicago	17
Larkin, Chicago	17
3. Shaffer, Indianapolis	13
Clapp, St. Louis	13
Anson, Chicago	13

Strikeouts

1. W. White, Cincinnati	41
2. McKelvy, Indianapolis	38
3. L. Brown, Providence	37
4. Hankinson, Chicago	36
5. Golden, Milwaukee	35

OPS

1. Hines, Providence	.849
2. Shaffer, Indianapolis	.824
3. Start, Chicago	.794
4. York, Providence	.793
5. Dalrymple, Milwaukee	.789

PITCHING

Wins

1. Bond, Boston	40
2. W. White, Cincinnati	30
3. Larkin, Chicago	29

Losses

1. Weaver, Milwaukee	31
2. Larkin, Chicago	26
3. Nolan, Indianapolis	22

Innings

1. Bond, Boston	532.2
2. Larkin, Chicago	506
3. W. White, Cincinnati	468

THE ANNUAL RECORD**Wins**

4. Ward, Providence	22
5. Nolan, Indianapolis	13

Complete Games

1. Bond, Boston	57
2. Larkin, Chicago	56
3. W. White, Cincinnati	52
4. Weaver, Milwaukee	39
5. Nolan, Indianapolis	37
Ward, Providence	37

ERA (60 innings)

1. Ward, Providence	1.51
2. McCormick, Indianapolis	1.69
3. W. White, Cincinnati	1.79
4. Weaver, Milwaukee	1.95
5. Bond, Boston	2.06

FIELDING**Putouts****1B**

Start, Chicago	719
Goodman, Milwaukee	693
Sullivan, Cincinnati	680

2B

Burdock, Boston	245
Quest, Indianapolis	228
Gerhardt, Cincinnati	159

3B

Hankinson, Chicago	94
Williamson, Indianapolis	88
Hague, Providence	81

SS

Wright, Boston	72
Ferguson, Chicago	71
Geer, Cincinnati	58

RF

Shaffer, Indianapolis	105
Cassidy, Chicago	89
Higham, Providence	76

CF

McKelvy, Indianapolis	119
Hines, Providence	109
Remsen, Chicago	103

LF

Dalrymple, Milwaukee	128
C. Jones, Cincinnati	120
York, Providence	89

C

Snyder, Boston	344
Flint, Indianapolis	285
D. White, Cincinnati	262

Losses

4. W. White, Cincinnati	21
5. Bond, Boston	19

Strikeouts

1. Bond, Boston	182
2. W. White, Cincinnati	169
3. Larkin, Chicago	163
4. Nolan, Indianapolis	125
5. Ward, Providence	116

Lowest On-Base Percentage

1. Weaver, Milwaukee	.247
2. Ward, Providence	.251
3. Larkin, Chicago	.257
4. Mitchell, Cincinnati	.265
5. W. White, Cincinnati	.269

Innings

4. Weaver, Milwaukee	383
5. Nolan, Indianapolis	347

Winning Percentage (20 decisions)

1. Bond, Boston	.678
2. Ward, Providence	.629
3. W. White, Cincinnati	.588
4. Larkin, Chicago	.527
—Others all below .500—	

Lowest Batting Average

1. Mitchell, Cincinnati	.223
2. Ward, Providence	.231
3. Weaver, Milwaukee	.237
4. Larkin, Chicago	.246
5. W. White, Cincinnati	.252

Assists

Sullivan, Cincinnati	23
Morrill, Boston	22
Murnane, Providence	22

Burdock, Boston	212
Gerhardt, Cincinnati	206
Quest, Indianapolis	196

Hague, Providence	177
Hankinson, Chicago	138
Williamson, Indianapolis	128

Ferguson, Chicago	226
Carey, Providence	207
Wright, Boston	197

Cassidy, Chicago	30
Shaffer, Indianapolis	28
Higham, Providence	27

McKelvy, Indianapolis	18
O'Rourke, Boston	15
Remsen, Chicago	14

York, Providence	14
Dalrymple, Milwaukee	11
C. Jones, Cincinnati	9

Flint, Indianapolis	102
Snyder, Boston	92
L. Brown, Providence	84

Fielding Average

Sullivan, Cincinnati	.975
Croft, Indianapolis	.963
Morrill, Boston	.957

Burdock, Boston	.918
Gerhardt, Cincinnati	.906
Quest, Indianapolis	.876

Hague, Providence	.925
Sutton, Boston	.888
Hankinson, Chicago	.875

Wright, Boston	.947
Warner, Indianapolis	.907
Ferguson, Chicago	.881

Shaffer, Indianapolis	.842
Higham, Providence	.811
Cassidy, Chicago	.810

Remsen, Chicago	.944
O'Rourke, Boston	.860
Hines, Providence	.849

C. Jones, Cincinnati	.896
Clapp, Indianapolis	.890
York, Providence	.873

Snyder, Boston	.912
D. White, Boston	.909
Flint, Indianapolis	.908

P					
Weaver, Milwaukee	31	Bond, Boston	107	Bond, Boston	.941
Bond, Boston	27	Larkin, Chicago	90	Nolan, Indianapolis	.900
Ward, Providence	23	W. White, Cincinnati	90	W. White, Cincinnati	.873
Double Plays		Errors		TC/Game	
1B					
Morrill, Boston	36	Goodman, Milwaukee	42	Start, Chicago	12.54
Sullivan, Cincinnati	33	Murnane, Providence	36	Murnane, Providence	12.52
Start, Chicago	28	Start, Chicago	33	Goodman, Milwaukee	12.4
2B					
Burdock, Boston	34	Quest, Indianapolis	60	Burdock, Boston	8.3
Quest, Indianapolis	27	Sweasy, Providence	59	Peters, Milwaukee	8.0
Gerhardt, Cincinnati	26	Burdock, Boston	41	Quest, Indianapolis	7.8
3B					
Hankinson, Chicago	9	McVey, Cincinnati	42	Hankinson, Chicago	4.6
Foley, Milwaukee	8	Foley, Milwaukee	36	Hague, Providence	4.5
Sutton, Boston	8	Williamson, Indianapolis	33	Williamson, Indianapolis	4.0
		Hankinson, Chicago	33		
SS					
Wright, Boston	24	Ferguson, Chicago	40	Ferguson, Chicago	5.9
Ferguson, Chicago	17	Carey, Providence	38	Carey, Providence	4.9
Geer, Cincinnati	14	Geer, Cincinnati	36	Wright, Boston	4.8
RF					
Cassidy, Chicago	6	Cassidy, Chicago	28	Shaffer, Indianapolis	2.51
Higham, Providence	4	Shaffer, Indianapolis	25	Cassidy, Chicago	2.45
M. Kelly, Cincinnati	2	Higham, Providence	24	M. Kelly, Cincinnati	2.1
Shaffer, Indianapolis	2				
CF					
Remsen, Chicago	5	McKelvy, Indianapolis	25	McKelvy, Indianapolis	2.6
Hines, Providence	4	Hines, Providence	22	Hines, Chicago	2.392
O'Rourke, Boston	4	O'Rourke, Boston	19	O'Rourke, Boston	2.386
LF					
York, Providence	3	Dalrymple, Milwaukee	28	Dalrymple, Milwaukee	2.7
Dalrymple, Milwaukee	3	Leonard, Boston	21	C. Jones, Cincinnati	2.4
Three with	1	York, Providence	15	York, Providence	1.9
		C. Jones, Cincinnati	15		
C					
L. Brown, Providence	11	Harbidge, Chicago	45	Snyder, Boston	8.2
Flint, Indianapolis	7	L. Brown, Providence	43	L. Brown, Providence	8.0
Bennett, Milwaukee	4	Bennett, Milwaukee	42	D. White, Cincinnati	7.5
D. White, Cincinnati	4	Snyder, Boston	42		

Leaders in Passed Balls: Harbidge, Chicago (56); Flint, Indianapolis (55); L. Brown, Providence (55)

P					
Nolan, Indianapolis	5	Larkin, Chicago	18	Ward, Providence	3.0
Bond, Boston	4	Weaver, Milwaukee	16	Nolan, Indianapolis	2.9
W. White, Cincinnati	4	Ward, Providence	15	Weaver, Milwaukee	2.8
		W. White, Cincinnati	15		

THE ANNUAL RECORD

BOSTON

Harry Wright

South End Grounds I

	G	AB	H	R	2B	3B	HR	RBI	BB	SO	BA	SA	OBP
SS George Wright	59	267	60	35	5	1	0	12	6	22	.225	.251	.242
LF Andy Leonard	60	262	68	41	8	5	0	16	3	19	.260	.328	.268
CF Jim O'Rourke	60	255	71	44	17	7	1	29	5	21	.278	.412	.292
RF Jack Manning	60	248	63	41	10	1	0	23	10	16	.254	.302	.283
2B Jack Burdock	60	246	64	37	12	6	0	25	3	17	.260	.358	.269
3B Ezra Sutton	60	239	54	31	9	3	1	29	2	14	.226	.301	.232
P Tommy Bond	59	236	50	22	4	1	0	23	0	9	.212	.237	.212
1B John Morrill	60	233	56	26	5	1	0	23	5	16	.240	.270	.256
C Pop Snyder	60	226	48	21	5	0	0	14	1	19	.212	.235	.216
OF Harry Schafer	2	8	1	0	0	0	0	0	0	1	.125	.125	.125
	60	2220	535	298	75	25	2	194	35	154	.241	.300	.253

1B—Morrill 59, O'Rourke 2

2B—Burdock 60

SS—Wright 59, Sutton 1

3B—Sutton 59, Morrill 1

OF—Leonard 60, Manning 59, O'Rourke 57, Snyder 2, Schafer 2, Bond 2, Morrill 1

C—Snyder 58, O'Rourke 2

P—Bond 59, Manning 3

	Pos	G	TC	PO	A	DP	E	PB	FA
Burdock	2B	60	498	245	212	34	41	—	.918
Leonard	LF	60	94	65	8	1	21	—	.777
Morrill	1B	59	656	606	22	36	28	—	.957
Wright	SS	59	284	72	197	24	15	—	.947
Sutton	3B	59	223	80	118	8	25	—	.888
Bond	P	59	153	27	117	4	9	—	.941
Manning	RF	59	93	61	9	1	23	—	.753
Snyder	C	58	478	344	92	2	42	40	.912
O'Rourke	CF	57	136	102	15	4	19	5	.860
		60	2659	1630	801	48	228	45	.914

	G	IP	H	GS	CG	W	L	SO	BB	Sh	Sv	ERA	WP	HR
Tommy Bond	59	532.2	571	59	57	40	19	182	33	9	0	2.06	13	5
Jack Manning	3	11.1	24	1	1	1	0	2	5	0	0	14.33	4	1
		544	595	60	58	41	19	184	38	9	0	2.32	17	6

CINCINNATI

Cal McVey

Avenue Grounds

	G	AB	H	R	2B	3B	HR	RBI	BB	SO	BA	SA	OBP
3B Cal McVey	61	271	83	43	10	4	2	28	5	10	.306	.395	.319
LF Charley Jones	61	261	81	50	11	7	3	39	4	17	.310	.441	.321
2B Joe Gerhardt	60	259	77	46	7	2	0	28	7	14	.297	.340	.316
C Deacon White	61	258	81	41	4	1	0	29	10	5	.314	.337	.340
1B Chub Sullivan	61	244	63	29	4	2	0	20	2	9	.258	.291	.264

	G	AB	H	R	2B	3B	HR	RBI	BB	SO	BA	SA	OBP
RF Mike Kelly	60	237	67	29	7	1	0	27	7	7	.283	.321	.303
SS Billy Geer	61	237	52	31	13	2	0	20	10	18	.219	.291	.251
P Will White	52	197	28	15	1	0	0	9	8	41	.142	.157	.176
CF Lip Pike (1)	31	145	47	28	5	1	0	11	4	9	.324	.372	.342
Sub Buttercup Dickerson	29	123	38	17	5	1	0	9	0	7	.309	.366	.309
P Bobby Mitchell	12	49	12	4	0	0	0	8	1	4	.245	.245	.260
	61	2281	629	333	67	22	5	228	58	141	.276	.331	.294

1B—Sullivan 61
 2B—Gerhardt 60, Geer 2
 SS—Geer 60, Mitchell 2
 3B—McVey 61, Kelly 2, White 1
 OF—Jones 61, Kelly 47, Pike 31, Dickerson 29, D. White 16, Mitchell 1
 C—D. White 48, Kelly 17, McVey 3
 P—W. White 52, Mitchell 9

	Pos	G	TC	PO	A	DP	E	PB	FA
Sullivan	1B	61	721	680	23	33	18	—	.975
McVey	3B	61	226	78	106	6	42	2	.814
Jones	LF	61	144	120	9	1	15	—	.896
Gerhardt	2B	60	403	159	206	26	38	—	.906
Geer	SS	60	271	58	177	15	36	—	.867
W. White	P	52	118	13	90	2	15	—	.873
D. White	C	48	361	262	66	4	33	40	.909
"	RF@	16	25	15	4	0	6	—	.760
Kelly	RF	47	98	51	24	2	23	—	.765
"	C	17	158	99	39	3	20	14	.873
Pike	CF	31	51	38	4	1	9	—	.824
Dickerson	CF@	29	65	56	1	0	8	—	.877
		61	2689	1642	778	37	269	56	.900

	G	IP	H	GS	CG	W	L	SO	BB	Sh	Sv	ERA	WP	HR
Will White	52	468	477	52	52	30	21	169	45	5	0	1.79	40	1
Bobby Mitchell	9	80	69	9	9	7	2	51	18	1	0	2.14	3	1
		548	546	61	61	37	23	220	63	6	0	1.84	43	2

PROVIDENCE

Tom York

Messer Street Grounds

	G	AB	H	R	2B	3B	HR	RBI	BB	SO	BA	SA	OBP
RF Dick Higham	62	281	90	60	22	1	1	29	5	16	.320	.416	.332
LF Tom York	62	269	83	56	19	10	1	26	8	19	.309	.465	.325
CF Paul Hines	62	257	92	41	13	4	4	50	2	10	.358	.486	.363
SS Tom Carey	61	253	60	33	10	3	0	24	0	14	.237	.300	.237
3B Bill Hague	62	250	51	21	3	0	0	25	5	34	.204	.216	.220
C Lew Brown	58	243	74	44	21	6	1	43	7	37	.305	.453	.324
2B Charlie Sweasy	55	212	37	23	3	0	0	8	7	23	.175	.189	.201
1B Tim Murnane	49	188	45	35	6	1	0	14	8	12	.239	.282	.270
P John Ward	37	138	27	14	5	4	1	15	2	13	.196	.312	.207
C Doug Allison	19	76	22	9	2	0	0	7	1	8	.289	.316	.299
P Tricky Nichols	11	49	9	2	2	0	0	2	2	10	.184	.224	.216
P Harry Wheeler	7	27	4	7	0	0	0	1	2	15	.148	.148	.207

THE ANNUAL RECORD

	G	AB	H	R	2B	3B	HR	RBI	BB	SO	BA	SA	OBP
Sub Lip Pike (2)	5	22	5	4	0	1	0	4	1	1	.227	.318	.261
Sub Fred Corey	7	21	3	3	0	0	0	1	0	2	.143	.143	.143
P Tom Healey (1)	3	9	2	0	1	0	0	2	0	4	.222	.333	.222
P Cherokee Fisher	1	3	0	0	0	0	0	0	0	0	.000	.000	.000
	62	2298	604	353	107	30	8	251	50	218	.263	.346	.279

1B—Murnane 48, Brown 15, Corey 1

2B—Sweasy 55, Pike 5, Corey 2

SS—Carey 61, Hines 1

3B—Hague 62

OF—York 62, Higham 62, Hines 61, Brown 1, Murnane 1

C—Brown 45, Allison 19, Higham 1

P—Ward 37, Nichols 11, Wheeler 7, Corey 5, Healey 3, Fisher 1, Allison 1, Brown 1

	Pos	G	TC	PO	A	DP	E	PB	FA
Hague	3B	62	279	81	177	5	21	—	.925
Higham	RF	62	127	76	27	4	24	0	.811
York	LF	62	118	89	14	3	15	—	.873
Carey	SS	61	301	56	207	8	38	—	.874
Hines	CF	61	146	109	15	4	22	—	.849
Sweasy	2B	55	383	141	183	20	59	—	.846
Murnane	1B	48	601	543	22	25	36	—	.940
Brown	C	45	359	232	84	11	43	55	.880
"	1B	15	192	178	3	7	11	—	.943
Ward	P	37	112	23	74	4	15	—	.866
Allison	C	19	135	96	27	1	12	20	.911
Nichols	P	11	34	6	27	2	1	—	.971
		62	2874	1661	902	42	311	75	.892

	G	IP	H	GS	CG	W	L	SO	BB	Sh	Sv	ERA	WP	HR
John Ward	37	334	308	37	37	22	13	116	34	6	0	1.51	26	3
Tricky Nichols	11	98	157	10	10	4	7	21	8	0	0	4.22	9	0
Harry Wheeler	7	62	70	6	6	6	1	25	25	0	0	3.48	13	1
Tom Healey (1)	3	24	27	3	3	0	3	2	7	0	0	3.00	6	1
Fred Corey	5	23	22	5	2	1	2	7	7	0	0	2.35	1	0
Cherokee Fisher	1	9	14	1	1	0	1	2	0	0	0	4.00	1	0
Doug Allison	1	5	11	0	0	0	0	0	1	0	0	1.80	0	0
Lew Brown	1	1	0	0	0	0	0	0	4	0	0	18.00	2	0
		556	609	62	59	33	27	173	86	6	0	2.38	58	5

CHICAGO

Bob Ferguson

Lake Front Park

	G	AB	H	R	2B	3B	HR	RBI	BB	SO	BA	SA	OBP
1B Joe Start	61	285	100	58	12	5	1	27	2	3	.351	.439	.355
LF Cap Anson	60	261	89	55	12	2	0	40	13	1	.341	.402	.372
SS Bob Ferguson	62	259	91	44	10	2	0	39	10	12	.351	.405	.375
RF John Cassidy	61	256	68	33	7	1	0	29	9	11	.266	.301	.291
C Bill Harbidge	54	240	71	32	12	0	0	37	6	13	.296	.346	.313
3B Frank Hankinson	58	240	64	38	8	3	1	27	5	36	.267	.338	.282

	G	AB	H	R	2B	3B	HR	RBI	BB	SO	BA	SA	OBP
P Terry Larkin	58	226	65	33	9	4	0	32	17	17	.288	.363	.337
CF Jack Remsen	56	224	52	32	11	1	1	19	17	33	.232	.304	.286
2B Bill McClellan	48	205	46	26	6	1	0	29	2	13	.224	.263	.232
Sub Jimmy Hallinan (1)	16	67	19	14	3	0	0	2	5	6	.284	.328	.333
Sub Phil Powers	8	31	5	2	1	1	0	2	1	5	.161	.258	.188
P Laurie Reis	5	20	3	2	0	0	0	0	1	6	.150	.150	.190
Sub Bill Traffley	2	9	1	1	0	0	0	1	0	1	.111	.111	.111
Sub Bill Sullivan	2	6	1	1	0	0	0	0	0	0	.167	.167	.167
Sub Al Spalding	1	4	2	0	0	0	0	0	0	0	.500	.500	.500
	61	2333	677	371	91	20	3	284	88	157	.290	.350	.316

1B—Start 61

2B—McClellan 42, Anson 9, Hallinan 5, Ferguson 4, Spalding 1

SS—Ferguson 57, McClellan 5

3B—Hankinson 57, Anson 3, Larkin 1

OF—Cassidy 60, Remsen 56, Anson 48, Hallinan 11, Harbidge 8, Sullivan 2, Reis 1, Larkin 1, McClellan 1

C—Harbidge 50, Powers 8, Anson 3, Traffley 2, Cassidy 1, Ferguson 1

P—Larkin 56, Reis 4, Hankinson 1

	Pos	G	TC	PO	A	DP	E	PB	FA
Start	1B	61	765	719	13	28	33	—	.957
Cassidy	RF	60	147	89	30	6	28	5	.810
Ferguson	SS	57	337	71	226	17	40	9	.881
Hankinson	3B	57	265	94	138	9	33	—	.875
Larkin	P	56	127	19	90	0	18	—	.858
Remsen	CF	56	124	103	14	5	7	—	.944
Harbidge	C	50	368	257	66	1	45	56	.878
Anson	LF	48	80	60	6	0	14	11	.825
McClellan	2B	42	261	87	139	15	35	—	.866
Hallinan	LF@	11	20	14	2	0	4	—	.800
		61	2793	1653	836	37	304	103	.891

	G	IP	H	GS	CG	W	L	SO	BB	Sh	Sv	ERA	WP	HR
Terry Larkin	56	506	511	56	56	29	26	163	31	1	0	2.24	37	4
Laurie Reis	4	36	55	4	4	1	3	8	4	0	0	3.25	0	0
Frank Hankinson	1	9	11	1	1	0	1	4	0	0	0	6.00	1	0
	551	577	61	61	30	30	30	175	35	1	0	2.37	38	4

INDIANAPOLIS

John Clapp

South Street Park

	G	AB	H	R	2B	3B	HR	RBI	BB	SO	BA	SA	OBP
2B Joe Quest	62	278	57	45	3	2	0	13	12	24	.205	.230	.238
RF Orator Shaffer	63	266	90	48	19	6	0	30	13	20	.338	.455	.369
LF John Clapp	63	263	80	42	10	2	0	29	13	8	.304	.357	.337
C Silver Flint	62	254	57	23	7	0	0	18	2	15	.224	.252	.230
CF Russ McKelvy	63	253	57	33	4	3	2	36	5	38	.225	.289	.240
3B Ned Williamson	63	250	58	31	10	2	1	19	5	15	.232	.300	.247
1B Art Croft	60	222	35	22	6	0	0	16	5	23	.158	.185	.176
SS Fred Warner	43	165	41	19	4	0	0	10	2	15	.248	.273	.257
P The Only Nolan	38	152	37	11	8	0	0	16	2	10	.243	.296	.253

THE ANNUAL RECORD

	G	AB	H	R	2B	3B	HR	RBI	BB	SO	BA	SA	OBP
SS Candy Nelson	19	84	11	12	1	0	0	5	5	11	.131	.143	.180
P Jim McCormick	15	56	8	5	1	0	0	0	0	2	.143	.161	.143
P Tom Healey (2)	12	45	8	2	1	0	0	4	0	14	.178	.200	.178
Sub Jimmy Hallinan (2)	3	12	3	0	2	0	0	1	0	2	.240	.417	.250
	63	2300	542	293	76	15	3	197	64	197	.236	.286	.256

1B—Croft 51, Clapp 12

2B—Quest 62, Clapp 1

SS—Warner 41, Nelson 19, Clapp 3

3B—Williamson 63

OF—Shaffer 63, McKelvy 62, Clapp 44, Flint 9, Croft 9, Hallinan 3, Healey 3, McCormick 3, Warner 2, Nolan 1

C—Flint 59, Clapp 9

P—Nolan 38, McCormick 14, Healey 11, McKelvy 4

	Pos	G	TC	PO	A	DP	E	PB	FA
Williamson	3B	63	249	88	128	6	33	—	.867
Shaffer	RF	63	158	105	28	2	25	—	.842
Quest	2B	62	484	228	196	27	60	—	.876
McKelvy	CF	62	162	119	18	2	25	—	.846
Flint	C	59	426	285	102	7	39	55	.908
Croft	1B	51	563	534	8	19	21	—	.963
Clapp	LF	44	73	60	5	0	8	10	.890
"	1B	12	150	143	2	6	5	—	.967
Warner	SS	41	182	41	124	9	17	—	.907
Nolan	P	38	110	19	80	5	11	—	.900
Nelson	SS	19	82	19	50	1	13	—	.841
McCormick	P	14	40	6	32	2	2	—	.950
Healey	P	11	29	6	19	0	4	—	.862
		63	2845	1725	830	37	290	65	.898

	G	IP	H	GS	CG	W	L	SO	BB	Sh	Sv	ERA	WP	HR
The Only Nolan	38	347	357	38	37	13	22	125	56	1	0	2.57	21	1
Jim McCormick	14	117	128	14	12	5	8	36	15	1	0	1.69	4	0
Tom Healey (2)	11	89	98	10	9	6	4	18	13	0	1	2.22	2	1
Russ McKelvy	4	25	38	1	1	0	2	3	3	0	0	2.16	3	1
		578	621	63	59	24	36	182	87	2	1	2.32	30	3

MILWAUKEE

Jack Chapman

Milwaukee Base Ball Grounds

	G	AB	H	R	2B	3B	HR	RBI	BB	SO	BA	SA	OBP
LF Abner Dalrymple	61	271	96	52	10	4	0	15	6	29	.354	.421	.368
1B Jake Goodman	60	252	62	28	4	3	1	27	7	33	.246	.298	.266
2B John Peters	55	246	76	33	6	1	0	22	5	8	.309	.341	.323
3B Will Foley	56	229	62	33	8	5	0	22	7	14	.271	.349	.305
CF/P Mike Golden	55	214	44	16	6	3	0	20	3	35	.206	.262	.217
Sub George Creamer	50	193	41	30	7	3	0	15	5	15	.212	.280	.252
SS Billy Redmond	48	187	43	16	8	0	0	21	8	13	.230	.273	.262
C Charlie Bennett	49	184	45	16	9	0	1	12	10	26	.245	.310	.284
RF Bill Holbert	45	173	32	10	2	0	0	12	3	14	.185	.197	.199
P Buck Weaver	48	170	34	15	4	1	0	3	11	14	.200	.235	.249

	G	AB	H	R	2B	3B	HR	RBI	BB	SO	BA	SA	OBP
Sub Pidgey Morgan	14	56	11	2	0	0	0	5	3	9	.196	.196	.237
Sub Jake Knowdell	4	14	3	2	1	0	0	2	0	3	.214	.286	.214
Sub Joe Ellick	3	13	2	2	0	0	0	1	0	1	.154	.154	.154
Sub Frank Bliss	2	8	1	1	0	0	0	0	0	0	.125	.125	.125
Sub Alamazoo Jennings	1	2	0	0	0	0	0	0	1	0	.000	.000	.333
	61	2212	552	256	65	20	2	177	69	214	.250	.300	.272

1B—Goodman 60, Golden 1

2B—Peters 34, Creamer 28, Morgan 1

SS—Redmond 39, Peters 22, Knowdell 1

3B—Foley 53, Creamer 6, Redmond 3, Morgan 3, Ellick 1, Bliss 1

OF—Dalrymple 61, Golden 39, Holbert 30, Bennett 20, Creamer 17, Morgan 13, Weaver 9, Redmond 7, Knowdell 1

C—Bennett 35, Holbert 21, Foley 7, Knowdell 2, Ellick 2, Bliss 1, Jennings 1, Redmond 1

P—Weaver 45, Golden 22, Ellick 1

	Pos	G	TC	PO	A	DP	E	PB	FA
Dalrymple	LF	61	167	128	11	3	28	—	.832
Goodman	1B	60	747	693	12	15	42	—	.944
Foley	3B	53	191	68	87	8	36	20	.812
Weaver	P	45	125	31	78	1	16	—	.872
Redmond	SS	39	163	31	97	5	35	1	.785
Golden	CF	39	71	50	9	2	12	—	.831
"	P	22	51	7	36	0	8	—	.843
Bennett	C	35	249	176	31	4	42	25	.831
"	RF@	20	32	21	2	0	9	—	.719
Peters	2B	34	273	97	136	14	40	—	.853
"	SS	22	115	33	69	4	13	—	.887
Holbert	RF	30	66	35	19	1	12	—	.818
"	C	21	114	72	28	1	14	17	.877
Creamer	2B	28	186	53	103	5	30	—	.839
"	CF@	17	30	21	4	0	5	—	.833
Morgan	RF	13	13	9	1	0	3	—	.769
		61	2797	1641	780	32	376	99*	.866

	G	IP	H	GS	CG	W	L	SO	BB	Sh	Sv	ERA	WP	HR
Buck Weaver	45	383	371	43	39	12	31	95	21	1	0	1.95	25	2
Mike Golden	22	161	217	18	15	3	13	52	33	0	0	4.14	24	1
Joe Ellick	1	3	1	0	0	0	1	0	1	0	0	3.00	1	0
	547	589	61	54	15	45	147	55	1	0	2.60	50	3	

* Not listed are Jennings, who committed 10 passed balls in his only game as a catcher; Ellick, who committed 11 in two games; and Knowdell with nine passed balls in two games.

1879

THE PLAYERS' LAST YEAR OF FREEDOM

William Hulbert was a realist. Much as he desired the National League to have a strong western flavor, he reluctantly grew to accept that few western cities were ready as yet to support major league ball. For the 1879 season Hulbert chose to dump the Indianapolis and Milwaukee franchises and expand to the east, taking on Buffalo and Syracuse, the 1878 International Association champion and runner-up, respectively, along with Troy, the top club in the New York State Association. A new team from Cleveland was also added, giving the League eight entries for the first time since its maiden season.

This expansion, particularly since it robbed the IA, the League's chief rival, of its two best teams, enabled Hulbert to field his most impressive array of pennant aspirants to date. Furthermore it allowed the League to increase its schedule to 84 games and reduced the necessity for its teams to play games with outside opponents to augment gate receipts. Finally, Hulbert's expansion cut the opportunities for talented players on IA teams and independent clubs to match their skills on the playing field against their League counterparts. The consequence was that in 1879, for the first time, wearing a League uniform became a status symbol.

When the League took in Worcester the following season and became a stable eight-team circuit, it effectively killed the IA as a worthy rival.

As Hulbert continued to search for the right blend of teams, rules-makers continued to tinker with the game itself. In 1879 the width of the pitcher's box was reduced from six feet to four, and pitchers were now assessed a ball for every unfair pitch rather than for every third unfair pitch. The end result, however, was that a batter still had to collect nine unfair balls before he earned a walk. Also appearing for the first time in



John Ward beat Jim Tyng 7-6 on September 26 in the game that gave Providence the 1879 pennant. Following the 1883 season, Ward had already banked 160 wins and was still just 23 years old. Although Ward's arm was rapidly going south, enabling him to win just three more games, that was only chapter one of his career. Yet to come were 11 seasons as a first-rate middle infielder and a lengthy service as the organizer of the first players' union and spearhead of the first historic clash between players and management.

PAUL WHO?

Spalding's Official Base Ball Guide for 1879 crowned Milwaukee's Abner Dalrymple the 1878 National League batting champ with a .356 mark. The 1880 Guide awarded the 1879 batting title to Cap Anson, claiming Anson had compiled 90 hits in 221 at bats for a .407 average. For years Dalrymple was considered the first rookie to win a major league batting title, and *The Baseball Encyclopedia* still deems Anson the 1879 titlist because Major League Baseball officials obdurately continue to regard him as such. In actuality any casual student of the game with the time to comb through two seasons' worth of old box scores can confirm what has long since been discovered, that in 1878 even if Dalrymple had hit .356 instead of his real figure of .354, it wouldn't have been good enough, and that Anson, rather than hitting at a torrid .407 clip in 1879 with 90 hits in 221 at bats, incredibly had just 72 hits in 227 at bats to finish a full 80 points lower at .317.

So what happened back there? In 1878 hits made in tie games were thrown out but have since been restored, and the following year the scorekeeper for the Chicago team apparently either failed first-grade math or else got a lot of his dinner checks picked up by a certain first baseman. In any case, the player penalized on both occasions was Providence centerfielder Paul Hines. After hitting .358 in 1878, Hines was told he really hit .351 and would have to look up at Dalrymple for the rest of his life. The following year the *Spalding Guide* did Hines right in a sense when it fixed him at .357. Only instead of hitting 50 points less than Anson's .407, Hines, we know now, actually finished 40 points above the Chicagoan's .317.

We also know, retroactively, that in 1878 Hines was the first Triple Crown winner in major league history. When he was 68 years old, Hines was arrested in Washington, where he worked for the Department of Agriculture post office, and charged with being a pickpocket. Nobody knew whom they had in custody—a two-time batting champ and the first Triple Crown winner—because all of these discoveries were still down the road.

1879 were a rule that a batter could no longer be retired on a foul ball caught on the first bounce and an edict authorizing an umpire to fine a pitcher from \$10 to \$50 if he judged the boxman had deliberately hit a batter with a pitch. But in 1880 the rule allowing a batter to be retired on a foul ball caught on one bounce was restored, and meanwhile few umpires had the courage to fine a headhunting pitcher when their jobs depended on keeping the good will of the team for which the pitcher played. Still there were several rule changes in 1879 that hit the mark. One stipulated that the batter was automatically out after a swinging or a called third strike if the catcher caught the ball before it hit the ground. This rule bade catchers to play up closer to the plate, if only when a batter had two strikes. Another change in 1879, at Al Spalding's behest, was the adoption of the "Spalding League Ball" made by his new sporting goods firm as the League's official ball, replacing the Mahn ball.

LEE WHO?

On September 27, 1879, in Boston, Red Caps manager Harry Wright started a slender former Brown University star in the box against Providence. His name was Lee Richmond, and he hurled the most exceptional game by a left-hander to that point in history when he fanned 11 Grays in his victorious debut.

Richmond's 11 strikeouts remained the record for the most by a pitcher in his inaugural major league game until May 1, 1884, when Ed Morris of Columbus in the American Association fanned 13 Cincinnati Reds, but another feat Richmond accomplished the following year went unequaled for nearly 80 years. When Boston did not include Richmond among the players it reserved for the 1880 season, he signed with Worcester. On June 12 of that year the Massachusetts team hosted the Cleveland Blues, with Richmond in the box against Jim McCormick. Worcester pushed across a run in the bottom of the fifth when shortstop Arthur Irwin scored after singling earlier in the inning. Irwin's hit was one of only three McCormick surrendered. Richmond meanwhile did not allow a single Cleveland player to reach base safely. His perfect game was not only a major league first—albeit by a margin of just five days, as Providence's John Ward matched the feat on May 16—but it was the only perfect game of nine or more innings by a southpaw prior to 1959.*

But how perfect, really, was Richmond that afternoon? We know that Cleveland first baseman Bill Phillips slashed a line drive to right field that ordinarily would have been at least a single if Lon Knight, apparently playing shallow for the right-handed hitting Phillips, had not picked it up on the hop and fired to first baseman Chub Sullivan in time to get the out. We can only wonder if perhaps Jack Glasscock, up with one out in the ninth, swung at a 7-and-2 pitch and made out. A count like that was entirely possible then, with eight balls needed for a walk. It was also conceivable that Cleveland hitters were repeatedly driven off the plate during the game by pitches striking them in the ribs and legs until finally they gave up and made an out just to be assured of leaving the field in one piece. In 1880 the hit batsman rule was still some seven years away from being adopted by the National League.

By the same token, though, Richmond at some point during the game might have fired an inside pitch that ticked a hitter's bat as he ducked away and dribbled back to the box for what should have been an easy out. Only umpire Foghorn Bradley would properly have ruled it "no pitch" and told the hitter to bat again. For it was also a rule in 1880 that a batter could not make out on a pitch his bat struck unintentionally.

All of these things—or none of them—might have happened on June 12, 1880. We will never know.

* Practically everybody except Major League Baseball views left-hander Harvey Haddix's masterpiece on May 26, 1959, as having been a perfect game.

THE HOME BOYS

The Cincinnati Reds had 43 road decisions in 1879 and just 37 home decisions. Cincinnati's sizable disparity between home and road games was not uncommon in that era. Bottom-feeders often switched scheduled home games to their opponents' parks late in the season in the expectation that their visitors' share of the proceeds would exceed the dismal take they were likely to garner from their own denizens. But what distinguished the Reds' performance in 1879 was their failure to hit a home run all season on the road, this despite posting a very respectable home total of eight four-baggers. No other team, before or since 1879, has compiled more home runs in a season with all of them coming at home. A complete list of teams that went yard at least once in their home parks but came up empty on the road follows:

Team	Year	Home HRs
Cincinnati NL	1879	8
Worcester NL	1881	7
Brooklyn NA	1873	6
Louisville NL	1876	6
New York NA	1873	5
Troy NL	1880	5
Washington UA	1884	4
Washington NA	1873	2
New York NL	1876	2
Baltimore NA	1874	1
Brooklyn NA	1874	1

Spalding, who also owned a piece of the Chicago White Stockings by 1879, then jubilantly watched his club roar out of the starting gate by sweeping successive three-game series at home from Syracuse and Troy. Alone in first place at 6-0, Chicago next entertained the Providence Grays. A 14-5 loss to the Grays seemed only a momentary detour, for the White Stockings were completely refurbished in 1879 and looked to be loaded. The sole returning regulars from the disappointing 1878 entry were pitcher Terry Larkin and Cap Anson. Anson, after bouncing from one position to another for eight years, finally came under the guidance of a manager—none other than himself—who knew his proper place on the diamond and planted him at the White Stockings' vacant first-base post, where he would remain for 19 years.

The opening at first base for Anson occurred because Joe Start, Chicago's previous gateway guardian, had skipped to Providence. For the 1879 campaign, the Grays also replaced second

THE LAST LEAGUE TEAM THAT FAILED TO COMPLETE ITS SCHEDULE

The League season officially closed on September 30 with Chicago playing at Buffalo, Boston at Providence and Cincinnati at Cleveland. Troy meanwhile sat idle the final 10 days of the campaign following a home game against Chicago on September 20. Originally the Haymakers had been scheduled to finish their season against Syracuse, but the Stars went belly up financially on September 9 following a 6-5 win at home over Cleveland and in doing so marked the final season that the League failed to complete its full slate of games owing to a franchise failure.

The Stars' batting order in their finale included Jack Farrell at 2B, John Richmond at SS, Blondie Purcell in RF, Harry McCormick pitching and batting cleanup, catcher Bill Holbert hitting 5th, followed by first sacker Hick Carpenter, third baseman Red Woodhead, centerfielder Jimmy Macullar and, bringing up the end of the order, leftfielder Tom Mansell. All except Woodhead would find another home in the majors down the road, as would Mike Dorgan, arguably the Stars' "star," who was idled by an injury for the rest of the team's abbreviated season after a 6-4 Syracuse loss to Boston on August 27. But the city of Syracuse would never again gain a franchise in the National League. Doubtlessly it was at least in part because, for its final appearance in Syracuse on September 9, Cleveland received as its visitors' share of that day's gate a grand sum of \$4.50.

baseman Charlie Sweasy (.175 in 1878) with Mike McGeary and enticed shortstop George Wright to leave Boston, where he had played on six championship teams, by offering him a chance to become the Rhode Island club's player-manager. When Wright accepted the challenge, bringing Jim O'Rourke with him, their move was just enough to tip the balance of power in the East.

Still the Grays started slowly under their new pilot, hovering around the .500 mark until they took a tense, albeit sloppily played, 10-9 contest from Cincinnati on May 22. For the next three months Providence relentlessly chased Chicago, which had shot to an early lead, while Boston, even without O'Rourke in center field and George Wright at short, hung just barely off the pace. Minus his brother, Harry Wright had to reshuffle his infield again in 1879, leaving only Jack Burdock intact at second base. In the habit of writing J. O'Rourke in center field on his lineup card, Wright found a way to continue doing so. He hired O'Rourke's brother, John, who had led the International Association in both batting and slugging the previous year. When the younger O'Rourke and Charley Jones, stripped away from Cincinnati during the off-season, combined for more home runs and RBIs than any other two players in the League, traditionally weak-hitting Boston suddenly began to flaunt unaccustomed punch.

Chicago held a comfortable lead entering August, but when a liver ailment idled Anson for the rest of the season, the White Stockings collapsed, leaving the race to the two eastern powers. The schedule maker took a bow for having arranged for Boston and Providence to meet in the final six games of the season. When the 2nd-place Red Caps hosted the 1st-place Grays at South End Grounds on September 23, they were three lengths behind, needing to win five of their last six games to claim their third straight flag. Former Harvard star Jim Tyng, hired when workhorse Tommy Bond was injured, gave the Hub faithful a flicker of hope by winning the series opener, 7-3, but it quickly died when Providence belted Tyng 15-4 on September 25 and then took a hard-fought 7-6 thriller the following afternoon at Providence to clinch the pennant.

On October 1, the night after the season ended, George Wright was given a floral bat and ball at a reception held for the champion Grays, and as each member of the Grays received a gold medal from the Providence mayor, his name blazed out in multicolored flame from a halo-shaped iron framework near the podium. The occasion was intended to encourage the small-market team to hold together and defend its championship, but it was unnecessary. Most of the Grays' top players could no longer go elsewhere anyway. Two days earlier, at a League meeting in Buffalo, the Reserve Clause had been introduced, granting each team the right to designate up to five players as "reserved" for the following year. Devised by Arthur Soden, one of Boston's ruling triumvirate, the new statute was adopted to save struggling team owners from having to watch helplessly as star players they developed left after a good season to go to a higher bidder. The date the Reserve Clause was born, September 29, 1879, coincided with the collapse of the International Association, the League's only serious obstacle to a virtual monopoly on the professional game.

Three months later, with the arrival of a new year, came the dawn of a new era in baseball history.



Jim Tyng allegedly invented the first catcher's mask for the benefit of his Harvard teammate Fred Thayer. He also reputedly was a hard thrower who could play any position. There is no speculation attached, however, to Tyng's four big league pitching appearances. Three were starts in the heat of the 1879 pennant race, and the fourth and last came in 1888, after years of pitching for an amateur team on Staten Island, when he was given a three-year contract by the Phillies to be Director of Athletic Sports at the team's new park where sports other than baseball were expected to be played. On June 13, 1888, Tyng relieved Charlie Buffinton in the 5th inning of a blowout win against Indianapolis. Tyng entered with the score 15-1 and was rocked for eight hits and four runs in his four-inning relief stint to make the final 15-5, but nonetheless he is credited today with a save for his final big league effort. A month later he was pitching for the Young America team in Philadelphia after *The Sporting News* said his hiring had proved to be a colossal mistake because he was no longer a good pitcher and there had been no other sports to look after.

THE SEASONAL RECORD

	G	W	L	Pct	H	R	GB	Attendance
1. Providence Grays	85	59	25	.702	34-8	25-17	—	47,585
2. Boston Red Caps	84	54	30	.643	29-13	25-17	5	36,501
3. Buffalo Bisons	79	46	32	.590	23-16	23-16	10	26,000
4. Chicago White Stockings	83	46	33	.582	29-13	17-20	10.5	67,687
5. Cincinnati Reds	81	43	37	.538	21-16	22-21	14	28,000
6. Cleveland Blues	82	27	55	.329	15-27	12-28	31	25,000
7. Syracuse Stars	71	22	48	.314	11-22	11-26	30	9,000
8. Troy Trojans	77	19	56	.253	12-27	7-29	35.5	12,000

	Pro	Bos	Buf	Chi	Cin	Cle	Syr	Tro	Tot
Providence	—	8	6	7	8	10	10	10	59
Boston	4	—	9	4	7	10	9	11	54
Buffalo	6	3	—	6	7	8	5	11	46
Chicago	5	8	6	—	3	8	8	8	46
Cincinnati	2	5	3	8	—	8	8	9	43
Cleveland	4	2	4	4	4	—	4	5	27
Syracuse	2	3	3	1	4	7	—	2	22
Troy	2	1	1	3	2	6	4	—	19
	25	30	32	333	37	55	48	56	316

SEASON LEADERS

Batting Average (200 ABs)

1. Hines, Providence .357
2. Jim O'Rourke, Providence.3481
3. M. Kelly, Cincinnati .3478
4. John O'Rourke, Boston .341
5. D. White, Cincinnati .330

Slugging Average

1. John O'Rourke, Boston .521
2. C. Jones, Boston .510
3. M. Kelly, Cincinnati .493
4. Hines, Providence .482
5. Jim O'Rourke, Providence.459

On-Base Percentage

1. Jim O'Rourke, Providence.371
2. Hines, Providence .369
3. C. Jones, Boston .367
4. M. Kelly, Cincinnati .363
5. John O'Rourke, Boston .357

Total Bases

1. Hines, Providence 197
2. C. Jones, Boston 181
3. M. Kelly, Cincinnati 170
4. Jim O'Rourke, Providence166
5. John O'Rourke, Boston 165

Home Runs

1. C. Jones, Boston 9
2. John O'Rourke, Boston 6
3. Brouthers, Troy 4
4. Eden, Cleveland 3
5. Eight with 2

RBI

1. C. Jones, Boston 62
- John O'Rourke, Boston 62
3. Dickerson, Cincinnati 57
4. McVey, Cincinnati 55
5. Hines, Providence 52
- D. White, Cincinnati 52

Hits

1. Hines, Providence 146
2. Jim O'Rourke, Providence126
3. M. Kelly, Cincinnati 120
4. C. Jones, Boston 112
5. D. White, Cincinnati 110

Runs

1. C. Jones, Boston 85
2. Hines, Providence 81
3. Wright, Providence 79
4. M. Kelly, Cincinnati 78
5. Dickerson, Cincinnati 73

Bases on Balls

1. C. Jones, Boston 29
2. Williamson, Chicago 24
3. York, Providence 19
4. Barnes, Cincinnati 16
- Richardson, Buffalo 16

Strikeouts

1. Galvin, Buffalo 56
- W. White, Cincinnati 56
3. M. Mansell, Syracuse 45
4. Flint, Chicago 44
5. Eggler, Buffalo 41

OPS

1. John O'Rourke, Boston .8774
2. C. Jones, Boston .8770
3. M. Kelly, Cincinnati .865
4. Hines, Providence .851
5. Jim O'Rourke, Providence.829

PITCHING

Wins

1. Ward, Providence	47
2. W. White, Cincinnati	43
Bond, Boston	43
4. Galvin, Buffalo	37
5. Larkin, Chicago	31

Losses

1. G. Bradley, Troy	40
J. McCormick, Cleveland	40
3. H. McCormick, Syracuse	33
4. W. White, Cincinnati	31
5. Galvin, Buffalo	27

Innings

1. W. White, Cincinnati	680
2. Galvin, Buffalo	593
3. Ward, Providence	587
4. Bond, Boston	555.1
5. J. McCormick, Cleveland	546.1

Complete Games

1. W. White, Cincinnati	75
2. Galvin, Buffalo	65
3. J. McCormick, Cleveland	59
Bond, Boston	59
5. Ward, Providence	58

Strikeouts

1. Ward, Providence	239
2. W. White, Cincinnati	232
3. J. McCormick, Cleveland	197
4. Bond, Boston	155
5. Larkin, Chicago	142

Winning Percentage (20 decisions)

1. Ward, Providence	.712
2. Bond, Boston	.694
3. Hankinson, Chicago	.600
4. W. White, Cincinnati	.581
5. Galvin, Buffalo	.578

ERA (90 innings)

1. Bond, Boston	1.96
2. W. White, Cincinnati	1.99
3. Ward, Providence	2.15
4. Salisbury, Troy	2.22
5. Galvin, Buffalo	2.28

Lowest OOBP

1. Larkin, Chicago	.250
Ward, Providence	.250
3. Galvin, Buffalo	.253
4. W. White, Cincinnati	.256
5. Bond, Boston	.259

Lowest OBA

1. McGunnigle, Buffalo	.235
2. W. White, Cincinnati	.238
3. Ward, Providence	.239
4. Larkin, Chicago	.240
5. Galvin, Buffalo	.243

FIELDING

Putouts

1B	
Walker, Buffalo	828
Start, Providence	779
McVey, Cincinnati	736

Assists

Walker, Buffalo	30
Phillips, Cleveland	22
Start, Providence	11

Fielding Average

Start, Providence	.973
Phillips, Cleveland	.954
McVey, Cincinnati	.946

2B

Burdock, Boston	303
Fulmer, Buffalo	273
Quest, Chicago	263

Quest, Chicago	331
Fulmer, Buffalo	301
Burdock, Boston	300

Quest, Chicago	.925
Glasscock, Cleveland	.919
Burdock, Boston	.911

3B

Williamson, Chicago	84
Richardson, Buffalo	83
Warner, Cleveland	78

Williamson, Chicago	193
Richardson, Buffalo	153
Hague, Providence	122

Williamson, Chicago	.871
Richardson, Buffalo	.843
No other qualifiers	

SS

Wright, Providence	96
Peters, Chicago	94
Barnes, Cincinnati	93

Wright, Providence	319
Peters, Chicago	271
Force, Buffalo	264

Force, Buffalo	.929
Wright, Providence	.924
Barnes, Cincinnati	.8636
Carey, Cleveland	.8636

RF

Evans, Troy	153
Eden, Cleveland	101
Shaffer, Chicago	99

Shaffer, Chicago	50
Evans, Troy	30
Eden, Cleveland	21

Evans, Troy	.884
Houck, Boston	.814
Crowley, Buffalo	.809

CF

O'Rourke, Boston	147
Hines, Providence	146
Hall, Troy	126

Hines, Providence	24
Hall, Troy	18
Hotaling, Cincinnati	16

Eggler, Buffalo	.919
Strief, Cleveland	.918
O'Rourke, Boston	.882

LF

M. Mansell, Syracuse	204
Jones, Boston	162
Dickerson, Cincinnati	144

Jones, Boston	20
PB Riley, Cleveland	12
Hornung, Boston	12

Jones, Boston	.933
York, Providence	.898
M. Mansell, Syracuse	.881

THE ANNUAL RECORD

Putouts		Assists		Fielding Average	
C					
Snyder, Boston	398	Snyder, Boston	142	Snyder, Boston	.925
Flint, Chicago	341	Flint, Chicago	109	Flint, Chicago	.915
D. White, Cincinnati	307	D. White, Cincinnati	92	Clapp, Buffalo	.906
P					
J. McCormick, Cleveland	39	Bond, Boston	144	Bond, Boston	.957
Galvin, Buffalo	35	Galvin, Buffalo	141	Mathews, Providence	.957
Bond, Boston	33	Ward, Providence	134	J. McCormick, Cleveland	.946
Double Plays		Errors		TC/Game	
1B					
Walker, Buffalo	52	Walker, Buffalo	49	Walker, Buffalo	12.6
McVey, Cincinnati	33	McVey, Cincinnati	42	Start, Providence	12.5
Three with	24	Phillips, Cleveland	36	Brouthers, Troy	12.0
2B					
Fulmer, Buffalo	46	McGeary, Providence	62	Hawkes, Troy	8.4
Burdock, Boston	43	Farrell, Syracuse-Prov	61	Fulmer, Buffalo	8.3
Quest, Chicago	30	Fulmer, Buffalo	60	Burdock, Boston	7.9
3B					
Richardson, Buffalo	13	Richardson, Buffalo	44	Williamson, Chicago	4.5
Williamson, Chicago	13	Williamson, Chicago	41	Richardson, Buffalo	3.6
Doscher, Troy	7	Hague, Providence	38	No other qualifiers	
SS					
Force, Buffalo	26	Peters, Chicago	71	Barnes, Cincinnati	5.8
Wright, Providence	17	Carey, Cleveland	54	Wright, Providence	5.28
Sutton, Boston	15	Barnes, Cincinnati	48	Peters, Chicago	5.25
RF					
Evans, Troy	4	Shaffer, Chicago	37	Evans, Troy	2.9
Crowley, Buffalo	4	Eden, Cleveland	29	Shaffer, Chicago	2.6
Eden, Cleveland	3	Evans, Troy	24	Eden, Cleveland	1.9
Shaffer, Chicago	3				
CF					
Hall, Troy	3	Hall, Troy	27	Hall, Troy	2.6
Hines, Providence	3	Hines, Providence	26	John O'Rourke, Boston	2.5
Three with	2	Hotaling, Cincinnati	25	Hines, Providence	2.3
LF					
York, Providence	2	Dalrymple, Chicago	40	M. Mansell, Syracuse	3.6
M. Mansell, Syracuse	2	Dickerson, Cincinnati	38	Dickerson, Cincinnati	2.4
Six with	1	M. Mansell, Syracuse	29	C. Jones, Boston	2.3
C					
Snyder, Boston	10	L. Brown, Providence-Chi	68	L. Brown, Providence-Chi	8.6
Flint, Chicago	6	D. White, Cincinnati	44	Kennedy, Cleveland	8.0
L. Brown, Providence-Chi	5	Snyder, Boston	44	D. White, Cincinnati	7.5
Holbert, Syracuse	5				

Leaders in Passed Balls: C. Reilly, Troy (89); Snyder, Boston (71); Holbert, Syracuse (63)

P					
Galvin, Buffalo	8	Galvin, Buffalo	26	Hankinson, Chicago	3.4
Bond, Boston	7	Bradley, Troy	24	Bradley, Troy	3.3
J. McCormick, Cleveland	4	W. White, Cincinnati	20	Galvin, Buffalo	3.1

PROVIDENCE

George Wright

Messer Street Grounds

	G	AB	H	R	2B	3B	HR	RBI	BB	SO	BA	SA	OBP
CF Paul Hines	85	409	146	81	25	10	2	52	8	16	.357	.482	.369
SS George Wright	85	388	107	79	15	10	1	42	13	20	.276	.374	.299
2B Mike McGeary	85	374	103	62	7	2	0	35	5	13	.275	.305	.285
P John Ward	83	364	104	71	9	4	2	41	7	14	.286	.349	.299
RF Jim O'Rourke	81	362	126	69	14	9	1	46	13	10	.348	.459	.371
LF Tom York	81	342	106	69	25	5	1	50	19	28	.310	.404	.333
1B Joe Start	66	317	101	70	11	5	2	37	7	4	.319	.404	.333
C Lew Brown (1)	53	229	59	23	13	4	2	38	4	24	.258	.376	.270
3B Bill Hague	51	209	47	20	3	1	0	21	3	19	.225	.249	.236
Sub Bobby Mathews	43	173	35	25	2	0	1	10	7	12	.202	.231	.233
Sub Emil Gross	30	132	46	31	9	5	0	24	4	8	.348	.491	.368
Sub Jack Farrell (2)	12	51	13	5	2	0	0	5	1	0	.255	.294	.369
Sub Denny Sullivan	5	19	5	5	2	0	0	2	1	1	.263	.369	.300
Sub Dan O'Leary	2	7	3	1	0	0	0	2	0	0	.429	.429	.429
Sub Rudy Kemmler	2	7	1	0	0	0	0	0	0	1	.143	.143	.143
Sub Doug Allison	1	5	0	0	0	0	0	0	0	1	.000	.000	.000
Sub Bill White	1	4	1	1	0	0	0	0	0	1	.250	.250	.250
	85	3392	1003	612	142	55	12	405	91	172	.296	.381	.314

1B—Start 65, O'Rourke 20, White 1

2B—McGeary 73, Farrell 12

SS—Wright 85

3B—Hague 51, Ward 16, McGeary 12, Mathews 5, Sullivan 4, O'Rourke 3

OF—Hines 85, York 81, O'Rourke 56, Mathews 21, Ward 8, Brown 6, O'Leary 2, Sullivan 1, Start 1

C—Brown 48, Gross 30, O'Rourke 5, Kemmler 2, Allison 1

P—Ward 70, Mathews 27

	Pos	G	TC	PO	A	DP	E	PB	FA
Wright	SS	85	449	96	319	17	34	—	.924
Hines	CF	85	196	146	24	3	26	—	.867
York	LF	81	137	114	9	2	14	—	.898
McGeary	2B	73	535	218	255	21	62	—	.884
"	3B	12	60	20	35	4	5	—	.917
Ward	P	70	176	31	134	2	11	—	.938
"	3B	16	58	17	32	2	9	—	.845
Start	1B	65	812	779	11	24	22	—	.973
O'Rourke	RF	56	79	51	11	2	17	4	.785
"	1B	20	231	219	1	4	11	—	.952
Hague	3B	51	214	54	122	2	38	—	.822
Brown	C	48	412	286	63	5	63*	42	.847
Gross	C	30	215	152	39	1	22	30	.897
Mathews	P	27	46	4	4	0	2	—	.957
"	RF@	21	28	17	4	1	7	—	.750
Farrell	2B	12	106	42	55	8	9	—	.915
		85	3897	2327	1188	41	382	82	.902

	G	IP	H	GS	CG	W	L	SO	BB	Sh	Sv	ERA	WP	HR
John Ward	70	587	571	60	58	47	19	239	36	2	1	2.15	29	5
Bobby Mathews	27	189	194	25	15	12	6	90	26	1	1	2.29	17	4
		776	765	85	73	59	25	329	62	3	2	2.18	46	9

BOSTON
Harry Wright

South End Grounds I

	G	AB	H	R	2B	3B	HR	RBI	BB	SO	BA	SA	OBP
2B Jack Burdock	84	359	86	64	10	3	0	36	9	28	.240	.284	.258
RF Sadie Houck	80	356	95	69	24	9	2	49	4	11	.267	.402	.275
LF Charley Jones	83	355	112	85	22	10	9	62	29	38	.315	.510	.367
3B John Morrill	84	348	98	56	18	5	0	49	14	32	.282	.362	.309
SS Ezra Sutton	84	339	84	54	13	4	0	34	2	18	.248	.310	.252
C Pop Snyder	81	329	78	42	16	3	2	35	5	31	.237	.322	.249
CF John O'Rourke	71	317	108	69	17	11	6	62	8	32	.341	.521	.357
P Tommy Bond	65	257	62	35	3	1	0	21	6	8	.241	.261	.259
1B Ed Cogswell	49	236	76	51	8	1	1	18	8	5	.322	.377	.336
Sub Bill Hawes	38	155	31	19	3	3	0	9	2	13	.200	.258	.210
Sub Curry Foley	35	146	46	16	3	1	0	17	3	4	.315	.349	.329
P Jim Tyng	3	14	5	2	1	0	0	0	0	1	.357	.429	.357
P Lee Richmond	1	6	2	0	0	0	0	1	0	1	.333	.333	.333
	84	3217	883	562	138	51	20	393	90	222	.274	.368	.294

1B—Cogswell 49, Morrill 33, Foley 2, Bond 1

2B—Burdock 84

SS—Sutton 51, Houck 33

3B—Morrill 51, Sutton 33

OF—Jones 83, O'Rourke 71, Houck 47, Hawes 34, Foley 17, Bond 5, Snyder 2

C—Snyder 80, Hawes 5

P—Bond 64, Foley 21, Tyng 3, Richmond 1

	Pos	G	TC	PO	A	DP	E	PB	FA
Burdock	2B	84	662	303	300	43	59	—	.911
Jones	LF	83	195	162	20	1	13	—	.933
Snyder	C	80	584	398	142	10	44	71	.925
O'Rourke	CF	71	178	147	10	2	21	—	.882
Bond	P	64	185	33	144	7	8	—	.957
Sutton	SS	51	249	53	167	15	29	—	.884
"	3B	33	97	36	43	3	18	—	.814
Morrill	3B	51	189	79	96	2	23	—	.878
"	1B	33	340	313	16	23	11	—	.968
Cogswell	1B	49	568	539	10	24	19	—	.967
Houck	RF	47	97	62	17	2	18	—	.814
"	SS	33	161	47	86	9	28	—	.826
Hawes	RF	34	58	38	10	2	10	13	.828
Foley	P	21	35	4	26	0	5	—	.857
"	CF@	17	18	9	2	0	7	—	.611
		84	3679	2257	1103	58	319	84	.913

	G	IP	H	GS	CG	W	L	SO	BB	Sh	Sv	ERA	WP	HR
Tommy Bond	64	555.1	543	64	59	43	19	155	24	11	0	1.96	13	8
Curry Foley	21	161.2	175	16	16	9	9	57	15	1	1	2.51	9	1
Jim Tyng	3	27	35	3	3	1	2	7	6	0	0	5.00	1	0
Lee Richmond	1	9	4	1	1	1	0	11	1	0	0	2.00	1	0

*One combined shutout on Aug. 21: Bond 8 innings, Foley 1 inning

	753	757	84	79	54	30	230	46	13	1	2.19	24	9
--	-----	-----	----	----	----	----	-----	-----------	-----------	---	------	----	---

BUFFALO

John Clapp
Riverside Park

	G	AB	H	R	2B	3B	HR	RBI	BB	SO	BA	SA	OBP
3B Hardy Richardson	79	336	95	54	18	10	0	37	16	30	.283	.396	.315
LF Joe Hornung	78	319	85	46	18	7	0	38	2	27	.266	.367	.271
CF Dave Egglar	78	317	66	41	5	7	0	27	11	41	.208	.268	.235
SS Davy Force	79	316	66	36	5	2	0	8	13	37	.209	.237	.240
2B Chick Fulmer	76	306	82	30	11	5	0	28	11	34	.268	.337	.293
C John Clapp	70	292	77	47	12	5	1	36	5	11	.264	.349	.276
1B Oscar Walker	72	287	79	35	15	6	1	35	8	38	.275	.380	.295
P Jim Galvin	67	265	66	34	11	6	0	27	1	56	.249	.336	.252
RF Bill Crowley	60	261	75	41	9	5	0	30	6	14	.287	.360	.303
UT Bill McGunnigle	47	171	30	22	0	1	0	5	0	24	.175	.187	.175
Sub Jack Rowe	8	34	12	8	1	0	0	8	5	1	.353	.382	.436
Sub Steve Libby	1	2	0	0	0	0	0	0	0	1	.000	.000	.000
	79	2906	733	394	105	54	2	279	78	314	.252	.328	.272

1B—Walker 72, Crowley 7, Libby 1, Hornung 1
 2B—Fulmer 76, Crowley 3
 SS—Force 78, Galvin 1
 3B—Richardson 78, Force 1
 OF—Egglar 78, Hornung 77, Crowley 43, McGunnigle 34, Clapp 7, Rowe 2
 C—Clapp 63, Crowley 10, Rowe 6, Richardson 1
 P—Galvin 66, McGunnigle 14

	Pos	G	TC	PO	A	DP	E	PB	FA
Force	SS	78	364	74	264	26	26	—	.929
Richardson	3B	78	280	83	153	13	44	3	.843
Egglar	CF	78	136	114	11	2	11	—	.919
Hornung	LF	77	167	129	12	1	26	—	.844
Fulmer	2B	76	634	273	301	46	60	—	.905
Walker	1B	72	907	828	30	52	49	—	.946
Galvin	P	66	202	35	141	8	26	—	.871
Clapp	C	63	382	286	60	4	36	56	.906
Crowley	RF	43	94	62	14	4	18	7	.809
"	C	10	49	34	8	0	7		.857
McGunnigle	RF	34	73	61	6	0	6	—	.918
"	P	14	35	3	29	2	3		.914
		79	3529	2142	1056	62	331	74	.906

	G	IP	H	GS	CG	W	L	SO	BB	Sh	Sv	ERA	WP	HR
Jim Galvin	66	593	585	66	65	37	27	136	31	6	0	2.28	23	3
Bill McGunnigle	14	120	113	13	13	9	5	62	16	2	0	2.63	2	0
	713	698	79	78	46	32	198	47	8	0	0	2.34	25	3

CHICAGO

Cap Anson (41-21) Silver Flint (5-12)

Lake Front Park

	G	AB	H	R	2B	3B	HR	RBI	BB	SO	BA	SA	OBP
SS John Peters	83	379	93	45	13	2	1	31	1	19	.245	.298	.247
2B Joe Quest	83	334	69	38	16	1	0	22	9	33	.207	.260	.227
LF Abner Dalrymple	71	333	97	47	25	1	0	23	4	29	.291	.372	.300
C Silver Flint	79	324	92	46	22	6	1	41	6	44	.284	.398	.297
3B Ned Williamson	80	320	94	66	20	13	1	36	24	31	.294	.447	.343
RF Orator Shaffer	73	316	96	53	13	0	0	35	6	28	.304	.345	.317
CF George Gore	63	266	70	43	17	4	0	32	8	30	.263	.357	.285
P Terry Larkin	60	228	50	26	12	2	0	18	8	24	.219	.289	.248
1B Cap Anson	51	227	72	40	20	1	0	34	2	2	.317	.414	.323
P Frank Hankinson	44	171	31	14	4	0	0	8	2	14	.181	.205	.191
Sub Jack Remsen	42	152	33	14	4	2	0	8	2	23	.217	.270	.227
Sub Lew Brown (2)	6	21	6	2	1	0	0	3	1	4	.286	.333	.318
Sub Bill Harbidge	4	18	2	2	0	0	0	1	0	5	.111	.111	.111
Sub John Stedronsky	4	12	1	0	0	0	0	0	0	3	.083	.083	.083
Sub Herm Doscher (2)	3	11	2	1	0	0	0	1	0	3	.182	.182	.182
Sub Tom Dolan	1	4	0	0	0	0	0	0	0	2	.000	.000	.000
	83	3116	808	437	167	32	3	293	73	294	.259	.336	.276

1B—Anson 51, Remsen 11, Gore 9, Williamson 6, Brown 6

2B—Quest 83

SS—Peters 83

3B—Williamson 70, Hankinson 5, Stedronsky 4, Doscher 3, Shaffer 1

OF—Shaffer 72, Dalrymple 71, Gore 54, Remsen 31, Hankinson 14, Harbidge 4, Larkin 3, Flint 1

C—Flint 78, Williamson 4, Dolan 1

P—Larkin 58, Hankinson 26

	Pos	G	TC	PO	A	DP	E	PB	FA
Quest	2B	83	642	263	331	30	48	—	.925
Peters	SS	83	436	94	271	14	71	—	.837
Flint	C	78	492	341	109	6	42	59	.915
Shaffer	RF	72	186	99	50	3	37	—	.801
Dalrymple	LF	71	147	103	4	1	40	—	.728
Williamson	3B	70	318	84	193	13	41	9	.871
Larkin	P	58	97	10	79	1	8	—	.918
Gore	CF	54	117	93	9	0	15	—	.872
Anson	1B	51	644	620	8	26	16	—	.975
Remsen	CF	31	65	52	4	1	9	—	.862
"	1B	11	153	135	5	2	13	—	.915
Hankinson	P	26	89	16	67	1	6	—	.933
"	RF@	14	26	21	3	0	2	—	.923
		83	3794	2232	1181	52	381	69	.900

	G	IP	H	GS	CG	W	L	SO	BB	Sh	Sv	ERA	WP	HR
Terry Larkin	58	513.1	514	58	57	31	23	142	30	4	0	2.44	20	5
Frank Hankinson	26	230.2	248	25	25	15	10	69	27	2	0	2.50	4	0
		744	762	83	82	46	33	211	57	6	0	2.46	24	5

CINCINNATI

Deacon White (9-9) Cal McVey (34-28)

Avenue Grounds

	G	AB	H	R	2B	3B	HR	RBI	BB	SO	BA	SA	OBP
CF Pete Hotaling	81	369	103	64	20	9	1	27	12	17	.279	.390	.302
1B Cal McVey	81	354	105	64	18	6	0	55	8	13	.297	.381	.312
LF Buttercup Dickerson	81	350	102	73	18	14	2	57	3	27	.291	.440	.297
3B Mike Kelly	77	345	120	78	20	12	2	47	8	14	.348	.493	.363
C Deacon White	78	333	110	55	16	6	1	52	6	9	.330	.423	.342
SS Ross Barnes	77	323	86	55	9	2	1	30	16	25	.266	.316	.301
2B Joe Gerhardt	79	313	62	22	12	3	1	39	3	19	.198	.265	.206
P Will White	76	294	40	28	6	0	0	17	6	56	.136	.156	.153
RF Will Foley	56	218	46	22	5	1	0	25	2	16	.211	.243	.218
Sub Mike Burke	28	117	26	13	3	0	0	8	2	5	.222	.248	.235
Sub Blondie Purcell (2)	12	50	11	10	0	0	0	4	1	3	.220	.220	.235
P Jack Neagle	3	12	2	1	0	0	0	2	0	0	.167	.167	.167
Sub John Magner	1	4	0	0	0	0	0	1	0	1	.000	.000	.000
P Harry Wheeler	1	3	0	0	0	0	0	0	0	2	.000	.000	.000
	81	3085	813	485	127	53	8	364	67	207	.264	.347	.279

1B—McVey 72, Gerhardt 8, D. White 2

2B—Gerhardt 55, Barnes 16, Hotaling 6, Foley 3, Kelly 1

SS—Barnes 61, Burke 19, Gerhardt 1

3B—Kelly 33, Foley 29, Gerhardt 16, Burke 5, Hotaling 3, McVey 1

OF—Dickerson 81, Hotaling 69, Kelly 29, Foley 25, D. White 21, Purcell 10, McVey 7, Burke 5, Neagle 2, Magner 1, Wheeler 1

C—D. White 59, Kelly 21, Hotaling 8, McVey 1

P—W. White 76, McVey 3, Purcell 2, Neagle 2, Wheeler 1

	Pos	G	TC	PO	A	DP	E	PB	FA
Dickerson	LF	81	191	144	9	1	38	—	.801
W. White	P	76	154	20	114	0	20	—	.870
McVey	1B	72	783	736	5	33	42	0	.946
Hotaling	CF	69	159	118	16	2	25	16	.843
Barnes	SS	61	352	93	211	14	48	—	.864
"	2B	16	117	44	50	5	23	—	.803
D. White	C	59	443	307	92	3	44	56	.901
"	RF@	21	35	24	1	0	10	—	.714
Gerhardt	2B	55	422	191	192	23	39	—	.908
"	3B	16	74	29	34	3	11	—	.851
Kelly	3B	33	149	36	88	3	25	—	.832
"	RF@	29	79	46	13	0	20	—	.747
"	C	21	130	82	36	1	12	37	.908
Foley	3B	29	122	46	54	8	22	—	.820
"	RF	25	55	38	9	0	8	—	.855
Burke	SS	19	103	28	53	3	22	—	.786
Purcell	RF@	10	28	18	3	0	7	—	.750
		81	3690	2181	1055	48	454	109	.877

	G	IP	H	GS	CG	W	L	SO	BB	Sh	Sv	ERA	WP	HR
Will White	76	680	676	75	75	43	31	232	68	4	0	1.99	49	10
Blondie Purcell (2)	2	18	27	2	2	0	2	3	2	0	0	4.00	3	0
Cal McVey	3	14	34	1	1	0	2	7	2	0	0	8.36	3	1
Jake Neagle	2	13	13	2	1	0	1	4	5	0	0	3.46	1	0
Harry Wheeler	1	1	6	1	0	0	1	0	4	0	0	81.00	1	0
		726	756	81	79	43	37	246	81	4	0	2.29	57	11

CLEVELAND

Jim McCormick

Kennard Street Park

	G	AB	H	R	2B	3B	HR	RBI	BB	SO	BA	SA	OBP
1B Bill Phillips	81	365	99	58	15	4	0	29	2	20	.271	.334	.275
RF Charlie Eden	81	353	96	40	31	7	3	34	6	20	.272	.425	.284
SS Tom Carey	80	335	80	30	14	1	0	32	5	20	.239	.287	.250
2B Jack Glasscock	80	325	68	31	9	3	0	29	6	24	.209	.255	.224
3B Fred Warner	76	316	77	32	11	4	0	22	2	20	.244	.304	.248
P Jim McCormick	75	282	62	35	10	2	0	20	1	9	.220	.270	.223
CF George Strief	71	264	46	24	7	1	0	15	10	23	.174	.208	.204
OF/C Barney Gilligan	52	205	35	20	6	2	0	11	0	13	.171	.220	.171
C Doc Kennedy	49	193	56	19	8	2	1	18	2	10	.290	.368	.297
LF Billy Riley	44	165	24	14	2	0	0	9	2	26	.145	.158	.157
P Bobby Mitchell	30	109	16	11	2	2	0	6	0	14	.147	.202	.147
Sub Jack Allen (2)	16	60	7	7	1	1	0	4	1	9	.117	.167	.131
Sub Len Stockwell	2	6	0	0	0	0	0	0	0	2	.000	.000	.000
Sub Hickey Hoffman	2	6	0	0	0	0	0	0	0	3	.000	.000	.000
Sub Kick Kelly	1	4	0	1	0	0	0	0	0	0	.250	.250	.250
Sub Fred Gunkle	1	3	0	1	0	0	0	0	0	1	.000	.000	.000
	82	2987	666	322	116	29	4	226	37	214	.223	.285	.232

1B—Phillips 75, McCormick 4, Kennedy 4, Eden 3, Warner 1, Riley 1, Kelly 1
 2B—Glasscock 66, Strief 16
 SS—Carey 80, Gilligan 2
 3B—Warner 54, Glasscock 14, Allen 14
 OF—Eden 80, Strief 55, Riley 43, Gilligan 23, Warner 21, McCormick 13, Mitchell 9, Allen 2, Phillips 2, Stockwell 2, Hoffman 1, Gunkle 1
 C—Kennedy 46, Gilligan 27, Phillips 11, Hoffman 2, Riley 1, Eden 1, Gunkle 1, Kelly 1
 P—McCormick 62, Mitchell 23

	Pos	G	TC	PO	A	DP	E	PB	FA
Carey	SS	80	396	79	263	13	54	—	.864
Eden	RF	80	151	101	21	3	29	2	.808
Phillips	1B	75	784	726	22	23	36	—	.954
"	C	11	76	48	10	2	18	26	.763
Glasscock	2B	66	445	201	208	18	36	—	.919
"	3B	14	69	32	30	0	7	—	.899
McCormick	P	62	167	39	119	4	9	—	.946
"	LF@	13	26	20	1	0	5	—	.808
Strief	CF	55	122	104	8	0	10	—	.918
"	2B	16	96	37	43	4	16	—	.833
Warner	3B	54	226	78	109	5	39	—	.827
"	LF	21	49	36	4	0	9	—	.816
Kennedy	C	46	367	277	50	2	20	34	.891
Riley	LF	43	107	79	12	1	16	—	.850
Gilligan	C	27	216	147	41	0	28	42	.870
"	CF@	23	46	32	6	0	8	—	.826
Mitchell	P	23	49	11	24	0	14	—	.714
Allen	3B	14	71	30	30	2	11	—	.845
		82	3648	2224	1018	42	406	122	.889

	G	IP	H	GS	CG	W	L	SO	BB	Sh	Sv	ERA	WP	HR
Jim McCormick	62	546.1	582	60	59	20	40	197	74	3	0	2.42	30	4
Bobby Mitchell	23	194.2	236	22	20	7	15	90	42	0	0	3.28	26	0
		741	818	82	79	27	55	287	116	3	0	2.65	56	4

SYRACUSE

Mike Dorgan (17-26) Bill Holbert (0-1) Jimmy Macullar (5-21)

Newell Park

	G	AB	H	R	2B	3B	HR	RBI	BB	SO	BA	SA	OBP
RF Blondie Purcell (1)	63	277	72	32	6	3	0	25	2	13	.260	.303	.265
UT Mike Dorgan	59	270	72	38	11	5	1	17	4	13	.267	.356	.277
1B Hick Carpenter	65	261	53	30	6	0	0	20	2	15	.203	.226	.209
CF John Richmond	62	254	54	31	8	4	1	23	4	24	.213	.287	.225
SS Jimmy Macullar	64	246	52	24	9	0	0	13	5	27	.211	.248	.227
LF Mike Mansell	67	242	52	24	4	2	1	13	3	45	.215	.260	.224
2B Jack Farrell (1)	54	241	73	40	6	2	1	21	2	13	.303	.357	.309
P Harry McCormick	57	230	51	21	4	1	1	21	0	22	.222	.261	.222
C Bill Holbert (1)	59	229	46	11	0	0	0	21	1	20	.201	.201	.204
3B Red Woodhead	34	131	21	4	1	0	0	2	0	0	.160	.168	.160
Sub George Creamer	15	60	13	3	2	0	0	3	1	2	.217	.250	.230
Sub John McGuinness	12	51	15	7	1	1	0	4	0	6	.294	.353	.294
Sub Jack Allen (1)	11	48	9	7	2	1	0	3	1	5	.188	.271	.204
Sub Honest John Kelly (1)	10	36	4	4	1	0	0	2	0	6	.111	.139	.111
Sub George Adams	4	13	3	0	0	0	0	0	1	1	.231	.231	.286
Sub Frank Decker	3	10	1	0	0	0	0	0	0	3	.100	.100	.100
Sub Charlie Osterhout	2	8	0	0	0	0	0	0	0	0	.000	.000	.000
Sub Tom Mansell	1	4	1	0	0	0	0	0	0	0	.250	.250	.250
	71	2611	592	276	61	19	5	188	28	238	.227	.270	.235

1B—Carpenter 34, Dorgan 21, McGuinness 12, Adams 2, Kelly 2, Decker 1

2B—Farrell 54, Creamer 10, Macullar 4, Carpenter 3, Dorgan 1

SS—Macullar 37, Richmond 28, Dorgan 6, Creamer 3

3B—Woodhead 34, Carpenter 18, Dorgan 11, Allen 8, Macullar 1

OF—M. Mansell 67, Purcell 47, Richmond 35, Macullar 26, Dorgan 16, Carpenter 11, McCormick 7, Holbert 4,

Allen 3, Creamer 2, Adams 2, Decker 1, T. Mansell 1, Osterhout 1

C—Holbert 56, Kelly 8, Dorgan 4, Decker 2, Richmond 2, Purcell 1, Osterhout 1

P—McCormick 54, Purcell 22, Dorgan 2

	Pos	G	TC	PO	A	DP	E	PB	FA
M. Mansell	LF	67	244	204	11	2	29	—	.881
Holbert	C	56	380	277	64	5	30	63	.897
Farrell	2B	54	400	162	182	16	52	—	.870
McCormick	P	54	89	13	68	0	8	—	.910
Purcell	RF	47	88	64	4	0	20	5	.773
"	P	22	43	9	28	0	6	—	.860
Macullar	SS	37	199	61	111	9	27	—	.864
"	CF@	26	84	69	5	0	10	—	.881
Richmond	CF	35	95	76	7	1	12	4	.874
"	SS	28	138	52	68	4	18	—	.870
Carpenter	1B	34	325	298	10	12	17	—	.948
"	3B	18	72	35	27	6	10	—	.861
"	RF@	11	32	19	6	0	7	—	.781
Woodhead	3B	34	130	52	52	4	27	—	.792
Dorgan	1B	21	217	199	8	5	10	1	.954
"	RF@	16	43	27	6	2	10	—	.767
"	3B	11	41	14	20	2	7	—	.829
McGuinness	1B	12	125	113	3	8	9	—	.928
Creamer	2B	10	63	21	31	1	11	—	.825
		71	3118	1941	779	37	398	86	.873

THE ANNUAL RECORD

	G	IP	H	GS	CG	W	L	SO	BB	Sh	Sv	ERA	WP	HR
Harry McCormick	54	457.1	517	54	49	18	33	96	31	5	0	2.99	31	3
Blondie Purcell (1)	22	179.2	245	17	15	4	15	28	19	0	0	3.76	31	1
Mike Dorgan	2	12	13	0	0	0	0	8	2	0	0	2.25	2	0
		649	775	71	64	22	48	132	52	5	0	3.19	64	4

TROY

Horace Phillips (12-34) Bob Ferguson (7-22)

Putnam Grounds

	G	AB	H	R	2B	3B	HR	RBI	BB	SO	BA	SA	OBP
CF Al Hall	67	306	79	30	7	3	0	14	3	13	.258	.301	.265
SS Ed Caskin	70	304	78	32	13	2	0	21	2	14	.257	.313	.261
RF Jake Evans	72	280	65	30	9	5	0	17	5	18	.232	.300	.246
P George Bradley	63	251	62	36	9	5	0	23	1	20	.247	.323	.250
2B Thorny Hawkes	64	250	52	24	6	1	0	20	4	14	.208	.240	.220
C Charlie Reilley	62	236	54	17	5	1	0	19	1	20	.229	.258	.232
3B Herm Doscher (1)	47	191	42	16	8	0	0	18	2	10	.220	.262	.228
LF Tom Mansell	40	177	43	29	6	0	0	11	3	9	.243	.277	.256
1B Dan Brouthers	39	168	46	17	12	1	4	17	1	18	.274	.429	.278
Sub Aaron Clapp	36	146	39	24	9	3	0	18	6	10	.267	.370	.296
Sub Bob Ferguson	30	123	31	18	5	2	0	4	4	3	.252	.325	.276
Sub Candy Nelson	28	106	28	17	7	1	0	10	8	4	.264	.349	.216
Sub Sandy Taylor	24	97	21	10	4	0	0	8	1	8	.216	.258	.224
Sub John Shoupe	11	44	4	5	0	0	0	1	0	3	.091	.091	.091
P Fred Goldsmith	9	38	9	6	1	0	0	2	1	3	.237	.263	.256
Sub John Cassidy	9	37	7	4	1	0	0	1	1	4	.189	.216	.211
P Harry Salisbury	10	36	2	3	0	0	0	0	1	7	.056	.056	.081
Sub Honest John Kelly (2)	6	22	5	1	0	0	0	0	0	1	.227	.227	.227
Sub Bill Holbert (2)	4	15	4	1	0	0	0	2	0	1	.267	.267	.267
P Pat McManus	2	8	1	0	0	0	0	0	0	2	.125	.125	.125
P Gid Gardner	2	6	1	1	0	0	0	0	0	0	.167	.167	.167
	77	2841	673	321	102	24	4	206	45	182	.237	.294	.249

1B—Brouthers 37, Clapp 25, Reilly 11, Bradley 3, Cassidy 2, Goldsmith 1

2B—Hawkes 64, Caskin 6, Ferguson 6, Shoupe 1

SS—Caskin 42, Nelson 24, Shoupe 10, Bradley 1

3B—Doscher 47, Ferguson 24, Bradley 5, Kelly 1

OF—Evans 72, Hall 67, Mansell 40, Taylor 24, Clapp 11, Cassidy 8, Nelson 4, Goldsmith 2, Kelly 2, Reilly 2, Salisbury 1, Bradley 1

C—Reilly 49, Caskin 22, Holbert 4, Kelly 3

P—Bradley 54, Salisbury 10, Goldsmith 8, Brouthers 3, McManus 2, Gardner 2

	Pos	G	TC	PO	A	DP	E	PB	FA
Evans	RF	72	207	153	30	4	24	—	.884
Hall	CF	67	171	126	18	3	27	—	.842
Hawkes	2B	64	540	220	264	26	56	—	.896
Bradley	P	54	180	24	132	0	24	—	.867
Reilley	C	49	323	231	49	2	43	89	.867
"	1B	11	131	123	2	4	6	—	.954
Doscher	3B	47	180	49	96	7	35	—	.806
Caskin	SS	42	234	42	169	10	23	45	.902
"	C	22	160	105	35	1	20	—	.875
Mansell	LF	40	89	63	3	1	23	—	.742
Brouthers	1B	37	445	406	6	11	33	—	.926
Clapp	1B	25	293	270	4	10	19	—	.935
"	RF@	11	18	9	3	0	6	—	.667

	Pos	G	TC	PO	A	DP	E	PB	FA
Nelson	SS	24	151	37	89	8	25	—	.834
Ferguson	3B	24	104	29	55	5	20	—	.808
Taylor	LF@	24	51	37	2	0	12	—	.765
Shoupe	SS	10	50	10	31	0	9	—	.820
Salisbury	P	10	32	3	27	0	2	—	.938
		77	3681	2094	1127	44	460	150	.875

	G	IP	H	GS	CG	W	L	SO	BB	Sh	Sv	ERA	WP	HR
George Bradley	54	487	590	54	53	13	40	133	26	3	0	2.85	43	12
Harry Salisbury	10	89	103	10	9	4	6	31	11	0	0	2.22	8	0
Fred Goldsmith	8	63	61	7	7	2	4	31	1	0	0	1.57	3	0
Dan Brouters	3	21	35	2	2	0	2	6	8	0	0	5.57	4	0
Pat McManus	2	21	24	2	2	0	2	6	1	0	0	3.00	2	1
Gid Gardner	2	14	27	2	2	0	2	3	0	0	0	5.79	7	0
	695	840	77	75	19	56	210	47	3	0	0	2.80	64	13

1880

ANSON ASCENDS AND CINCINNATI SECEDES

The 1880 season was a watershed in that the first standard player contracts to contain a Reserve Clause were instituted. Until 1883 each team was allowed to reserve a maximum of five players for the following season; beginning in 1883, the number was hiked to 11, and by the end of the century the reserve rule not only embraced a team's entire roster but could also include "prospects" that were apprenticing in the minors at the moment. While the limit was still five, teams generally reserved their best pitcher and catcher, together with three other regulars chosen for a wide variety of reasons, ranging from whether the owner's daughter liked them to how much they were coveted by other teams. In any case, at least initially, most players viewed being reserved as a mark of status rather than servitude. Since roster sizes in the early 1880s averaged around 11, it meant that about half the players on a team were given "status," leaving the others to shop for the best deal they could find elsewhere.

A natural outgrowth of the Reserve Clause was that player salaries dropped sharply. The Boston Red Caps were particularly quick to seize upon the new device as a tool both to imprison players and to slash their pay for any offense the front office deemed punishable. In 1880, once Boston was out of the running, owner Arthur Soden, the creator of the Reserve Clause, suspended Charley Jones, allegedly for drunkenness and insubordination but in truth because the highly paid Jones had the temerity to refuse to wait for his paycheck, as was customary, until the club returned home from a road trip. Jones, the League's slugging leader in 1879, was subsequently blacklisted by Soden, with the support of other moguls, and never played in the League again.

The game on the field underwent only minor revisions in 1880. The number of unfair pitches a batter needed to draw a walk was pared from nine to eight, and there were several changes regarding when and how a base runner could be retired on a caught fly or a caught foul fly that

TOUGH TWOSOME

In 1880 the Chicago White Stockings became the first major league team to own two 20-game winners when Fred Goldsmith bagged 21 wins and his rookie teammate Larry Corcoran 43. Goldsmith also set the all-time record for the fewest pitching appearances (24) by a 20-game winner, and until 1951 his .875 winning percentage in 1880 was the highest ever by a pitcher who achieved 20 or more victories. Corcoran meanwhile notched a no-hitter in 1880, the first of three during his brief career.

Even on days when they didn't pitch, Corcoran and Goldsmith were both often in the lineup. Each was a good fielder, and not only as a pitcher. Corcoran especially was talented enough to play just about anywhere, even at shortstop, and might have converted to another position when his arm started to fail had he been a better hitter. Between 1880 and 1884, the Corcoran-Goldsmith combo gave Chicago 277 wins, by far the most of any pitching tandem during a comparable period before 1887 when the schedule in both major leagues was increased to 140 games. Both hurlers complained that Cap Anson was ruining their arms by overusing them, and though no one listened at the time—Corcoran was labeled a sniveling whiner for even raising the subject—the fact remains that the 277 wins they combined for between 1880 and 1884 were all but 12 of their aggregate total of 289 career wins.

brought the rulebook ever closer to the modern version. In most respects, though, with the exception of the Reserve Clause, the 1880 season broke little new ground. The schedule remained stationary after being expanded to 84 games in 1879 when the League grew to eight teams, and as had been true since 1877, teams still met each other 12 times during the course of the season.

Action began on May 1 with Boston at Providence, Chicago at Cincinnati, Buffalo at Cleveland and Worcester at Troy. Worcester was a tenderfoot, replacing Syracuse, but the other three matchups were between teams that had previously established natural geographic rivalries. In Providence some 2,750, including about 400 Boston fans who'd bought a special \$1 round-trip railway ticket, watched the defending champion Grays march to the flagpole, hoist the 1879 pennant, and then blank the Red Caps, their closest pursuer in 1879, by an 8-0 margin. The Opening Day victory put the Grays in a four-way tie for first place at 1-0 with



Will White set a new NL record in 1880 when he suffered 42 losses. The following year he went to Detroit after Cincinnati was booted out of the NL but was released after two weak starts. White finished the 1881 season with Columbia, a semipro team in Cincinnati and then joined the Queen City entry in the newly created American Association in 1882. After two monster seasons, he ran into a roadblock when one of his chief weapons—intimidation—was removed prior to the 1884 campaign as the AA became the first major loop to award a batter his base for being hit by a pitch. After leading the AA in HBPs in both 1884 and 1885, White quit the following year after hitting six batters in just 26 innings.

ONE-GAMER III

On September 30 at Chicago, in the White Stockings' final game of the 1880 season, Cap Anson, on something of a whim, gave the ball to Charlie Guth. The 24-year-old Guth had a local reputation as a speedballer and lived up to expectations by fanning seven Buffalo Bisons while surrendering just one walk. Guth was tapped for 12 hits, however, leading to eight runs, albeit only five that were earned. When the White Stockings plated 10 tallies, Guth staggered to a 10-8 win. It was to be his lone major league appearance. The list of pitchers who hurled complete game wins in their only major league appearances between 1876, the National League's inaugural season, and 1881, when the pitching distance was lengthened by five feet, begins and ends with Charlie Guth.



Fred Dunlap, the frosh second baseman who ended Chicago's long winning streak in 1880, is viewed by many authorities as the best all-around middle infielder in the game from 1880 until 1887 when he collided with Detroit teammate Sam Thompson while chasing a pop fly and broke his leg. Prior to the injury, Dunlap vied with a former St. Louis teammate, Tom Dolan, for the title of best handball player in baseball. Dunlap formally challenged Dolan for the title in February 1887 but refused to play in St. Louis or Chicago, contending the courts in both cities were too small. Dolan countered by refusing to play in New York or Brooklyn, which Dunlap said had the best courts in the world, and the match never occurred.

Chicago, Buffalo and Worcester, but exactly a week later, following a 10-8 loss at Worcester, Providence ceded its share of the top rung, never to regain it in 1880.

Providence's sag was directly attributable to the Reserve Clause. The Grays reserved George Wright for the 1880 season, only to lose their shortstop-manager's services when he elected to retire so he could attend to his burgeoning sporting goods firm in Boston. Wright had hoped to return to the Red Caps in 1880 together with Jim O'Rourke, who was not one of the five members of its 1879 championship squad that Providence chose to reserve. Missing Wright's leadership as much as his shortstopping, the Grays stumbled to a 26-20 record under first Mike McGeary and then pitcher John Ward before Mike Dorgan assumed the reins in August. With Dorgan as their new field captain, the Grays suddenly came alive, winning 26 of their last 38 games, but it was too little too late.

By August the Chicago White Stockings had long since taken firm command of the 1880 race. In Cap Anson's second season at the helm, the Chicagoans revamped by garnering Mike Kelly to man right field when Cincinnati neglected to reserve him and adding rookie shortstop Tom Burns and two new pitchers, freshman Larry Corcoran and Fred Goldsmith, an 1879 yearling with Troy whom Chicago pilfered after a contract snafu. Burns led all League middle infielders with a .309 batting average, and between them, Corcoran and Goldsmith logged 64

THE GREAT GORE

The primary goal in baseball is to score runs. In that respect there was no better performer in the pre-1893 era than George Gore. Of all the men who accumulated a minimum of 1,000 runs in one of the five major leagues in operation between 1871 and 1892, Gore ranks first in runs scored per 1,000 at bats. In 1880, though he led the National League in batting, Gore tallied just 70 runs in 77 games. It would be the last time until 1887 that he averaged less than a run a game. During the six intervening seasons Gore scored 659 runs in 579 games, culminating in 1886 when he crossed the plate 150 times in just 118 contests.

After two injury-marred seasons in the late 1880s, Gore rebounded to tally 132 runs in 120 games in 1889 and then enjoyed perhaps his finest season in 1890 with New York of the Players League. Though held by injuries to just 93 games, Gore accounted for 132 runs. He finished his career in 1892 as one of the only three players—Billy Hamilton and Harry Stovey are the others—to participate in 1,000 or more major league games and average better than a run in every game he played.

BEST RUNS PER AT BATS CAREER RATIO 1871-92 (MINIMUM 1000 RUNS)

	At Bats	Runs	Per AB
1. George Gore	5357	1327	.248
2. Harry Stovey	5937	1445	.243
3. Mike Kelly	5827	1348	.231
4. Dan Brouthers	5561	1272	.229
5. Arlie Latham	5264	1150	.218

victories while incurring just 17 losses. To support his new pitching tandem, Anson also had the luxury of his own heavy bat, which produced a loop-high 74 RBI, plus batting titlist George Gore (.360) and leftfielder Abner Dalrymple (.330). Beginning on June 2 at Boston, Chicago set a nineteenth century National League record by reeling off 21 straight wins, marred only by a 1-1 tie with Providence. During their skein the White Stockings won six games from Providence, six each from Troy and Worcester, and three from Boston, omitting only Buffalo and Cincinnati, the League's two weakest clubs in 1880, and 3rd-place Cleveland, the loop's most surprising team. On July 10, Cleveland's sensational rookie second baseman, Fred Dunlap, ended Chicago's streak when he tagged a two-run homer in the bottom of the ninth to give teammate Jim McCormick a hard-earned 2-0 triumph.

McCormick beat the White Stockings four times in 1880 whereas no other *team*, let alone individual pitcher, registered more than three wins that year against Anson's powerhouse. Play-

TIM KEEFE I

When Nolan Ryan could log only an 8-16 record for Houston in 1987 despite leading the National League in ERA and posting the loop's lowest OBA, historians went scurrying through the encyclopedia for a list of similarly luckless ERA leaders. Topping every list should be Tim Keefe, who could win just six of his 12 decisions as a rookie in 1880 despite registering the lowest loop-leading ERA figure in history. What's more, he achieved his 0.86 mark in just slightly more than a month's worth of work. Keefe did not make his major league debut with Troy until August 6, 1880. His final appearance of the season came less than five weeks later on September 9 when he strained his arm in a 1-0 loss to Providence. A chronology of Keefe's 12 decisions in 1880 instantly shows why he could do no better than .500. In his six losses, his Trojan teammates managed to score just 10 runs in his support. Moreover Keefe was not nearly as parsimonious as his ERA would make it seem. Although he allowed just 10 earned runs in 1881—or less than one per game—errors by his teammates caused him actually to be scored upon 27 times.

Date	Opponent	Site	Score	W-L Record
August 6	Cincinnati	Troy	4-2	1-0
August 10	Buffalo	Buffalo	3-2	2-0
August 12	Buffalo	Buffalo	5-1	3-0
August 17	Cleveland	Cleveland	3-5	3-1
August 24	Cincinnati	Cincinnati	11-1	4-1
August 25	Cincinnati	Cincinnati	3-5	4-2
August 27	Cincinnati	Cincinnati	3-2	5-2
August 31	Chicago	Chicago	1-2	5-3
September 2	Chicago	Chicago	0-1	5-4
" "	Chicago	Chicago	5-1	6-4
September 4	Boston	Troy	3-4	6-5
September 9	Providence	Troy	0-1	6-6

ing an 84-game schedule, Chicago romped home first by 15 full games and finished 42 and 44 games ahead of 7th-place Buffalo and last-place Cincinnati, respectively. Nearly the equal of Chicago in 1879 (43-37 to the White Stockings' 46-33), Cincinnati was the first casualty of the Reserve Clause. The Red Stockings endeavored to keep Cal McVey and Deacon White, but McVey stunned the Queen City club by quitting the game, and White sat out the first half of the season in a bitter holdout battle after being reserved against his will. Unable to compete either on the field or at the box office, Cincinnati, in an attempt to keep afloat, flaunted two of League founder William Hulbert's strictest prohibitions when it rented its Bank Street park to

local semipro teams and permitted them to sell beer at their games and play on Sundays. At a special postseason meeting in Rochester on October 4, 1880, representatives from every League club but Cincinnati pledged to vote at the upcoming annual league meeting for an amendment to the League Constitution “that will, under penalty of forfeiture of membership in the League, prohibit the sale of every description of malt, spiritous or vinous liquors upon its grounds, nor in any building owned or occupied by it.” Two days later, when Cincinnati refused to bow to the new legislation regarding the sale of liquor, the other seven clubs voted unanimously to expel the Red Stockings from the League. On December 8, at the annual League meeting in New York, Detroit was accepted in Cincinnati’s place, setting into motion a string of vengeful and clandestine events that would result some ten months later in the birth of the League’s most formidable challenger during the nineteenth century.

THE SEASONAL RECORD

	G	W	L	Pct	H	R	GB	Attendance
1. Chicago White Stockings	86	67	17	.798	37-5	30-12	—	66,708
2. Providence Grays	87	52	32	.619	31-12	21-20	15	37,220
3. Cleveland Blues	85	47	37	.560	23-19	24-18	20	35,000
4. Troy Trojans	83	41	42	.494	20-21	21-21	25.5	18,500
5. Worcester Worcesters	85	40	43	.482	24-17	16-26	26.5	24,000
6. Boston Red Caps	86	40	44	.476	25-17	15-27	27	34,000
7. Buffalo Bisons	85	24	58	.293	13-29	1-29	42	20,000
8. Cincinnati Reds	83	21	59	.263	14-25	7-34	44	21,000

	Chi	Pro	Cle	Tro	Wor	Bos	Buf	Cin	Tot
Chicago	—	9	8	10	10	9	11	10	67
Providence	3	—	9	7	6	7	10	10	52
Cleveland	4	3	—	9	6	7	9	9	47
Troy	2	5	3	—	5	5	11	10	41
Worcester	2	6	6	7	—	8	3	8	40
Boston	3	5	5	7	4	—	9	7	40
Buffalo	1	2	3	1	9	3	—	5	24
Cincinnati	2	2	3	1	3	5	5	—	21
	17	32	37	42	43	44	58	59	332

SEASON LEADERS

Batting Average (200 ABs)

1. Gore, Chicago	.360
2. Anson, Chicago	.337
3. Connor, Troy	.332
4. Dalrymple, Chicago	.330
5. Burns, Chicago	.309

Slugging Average

2. Gore, Chicago	.463
2. Connor, Troy	.459
3. Dalrymple, Chicago	.458
4. Stovey, Troy	.454
5. Jim O'Rourke, Boston	.441

On-Base Percentage

1. Gore, Chicago	.399
2. Anson, Chicago	.362
3. Connor, Troy	.357
4. Dalrymple, Chicago	.335
5. Burns, Chicago	.333

Total Bases

1. Dalrymple, Chicago	175
2. Stovey, Worcester	161
3. Jim O'Rourke, Boston	160
Dunlap, Cleveland	160
5. Connor, Troy	156

Home Runs

1. Stovey, Worcester	6
Jim O'Rourke	6
3. C. Jones, Boston	5
4. Dunlap, Cleveland	4
5. Four with	3

RBI

1. Anson, Chicago	74
2. M. Kelly, Chicago	60
3. Gore, Chicago	47
Connor, Troy	47
5. Jim O'Rourke, Boston	45

Hits

1. Dalrymple, Chicago	126
2. Anson, Chicago	120
3. Gore, Chicago	116
4. Hines, Providence	115
5. Connor, Troy	113

Runs

1. Dalrymple, Chicago	91
2. Stovey, Worcester	76
3. M. Kelly, Chicago	72
4. Jim O'Rourke, Boston	71
5. Gore, Chicago	70

Bases on Balls

1. Ferguson, Troy	24
2. Gore, Chicago	21
Clapp, Cincinnati	21
Jim O'Rourke, Boston	21
5. Crowley, Buffalo	19

Strikeouts

1. Galvin, Buffalo	57
2. Stovey, Worcester	46
3. Bradley, Providence	38
4. Four with	37

OPS

1. Gore, Chicago	.862
2. Connor, Troy	.816
3. Dalrymple, Chicago	.793
4. Anson, Chicago	.781
5. Jim O'Rourke, Boston	.756

PITCHING

Wins

1. McCormick, Cleveland	45
2. Corcoran, Chicago	43
3. Ward, Providence	39
4. Welch, Troy	34
5. Richmond, Worcester	32

Losses

1. W. White, Cincinnati	42
2. Galvin, Buffalo	35
3. Richmond, Worcester	32
4. Welch, Troy	30
5. Bond, Boston	29

Innings

1. McCormick, Cleveland	657.2
2. Ward, Providence	595
3. Richmond, Worcester	590.2
4. Welch, Troy	574
5. Corcoran, Chicago	536.1

Complete Games

1. McCormick, Cleveland	72
2. Welch, Troy	64
3. Ward, Providence	59
4. W. White, Cincinnati	58
5. Richmond, Worcester	57
Corcoran, Chicago	57

Strikeouts

1. Corcoran, Chicago	268
2. McCormick, Cleveland	260
3. Richmond, Worcester	243
4. Ward, Providence	230
5. W. White, Cincinnati	161

Winning Percentage (20 decisions)

1. Goldsmith, Chicago	.875
2. Corcoran, Chicago	.754
3. Ward, Providence	.619
4. McCormick, Cleveland	.616
5. Bradley, Providence	.571

ERA (96 innings)

1. Keefe, Troy	0.86
2. Bradley, Providence	1.38
3. Ward, Providence	1.74
4. Goldsmith, Chicago	1.75
5. McCormick, Cleveland	1.85

Lowest OOBP

1. Bradley, Providence	.217
2. Keefe, Troy	.222
3. Ward, Providence	.232
4. Corcoran, Chicago	.236
5. Corey, Worcester	.239

Lowest OBA

1. Keefe, Troy	.178
2. Corcoran, Chicago	.199
3. Bradley, Providence	.210
4. Ward, Providence	.217
5. Corey, Worcester	.219

FIELDING

Putouts

1B

Start, Providence	954
Phillips, Cleveland	842
Anson, Chicago	833

Assists

Morrill, Boston	26
Phillips, Cleveland	25
Esterbrook, Buffalo	17

Fielding Average

Anson, Chicago	.977
Start, Providence	.971
Phillips, Cleveland	.963

2B

Burdock, Boston	328
Ferguson, Troy	294
P. Smith, Cincinnati	284

Dunlap, Cleveland	290
Burdock, Boston	275
Creamer, Worcester	274
Farrell, Providence	274

Burdock, Boston	.923
Dunlap, Cleveland	.911
Ferguson, Troy	.904

3B

Carpenter, Cincinnati	136
Connor, Troy	116
Richardson, Buffalo	108

Bradley, Providence	165
Whitney, Worcester	162
Connor, Troy	159

Williamson, Chicago	.893
Whitney, Worcester	.860
Carpenter, Cincinnati	.853

SS

Peters, Providence	111
Glasscock, Cleveland	107
Caskin, Troy	97

Irwin, Worcester	339
Caskin, Troy	297
Peters, Providence	268

Peters, Providence	.900
Irwin, Worcester	.895
Glasscock, Cleveland	.891

RF

Shaffer, Cleveland	128
Dorgan, Providence	96
Evans, Troy	68

Shaffer, Cleveland	35
M. Kelly, Chicago	32
Knight, Worcester	22

Shaffer, Cleveland	.901
Dorgan, Providence	.855
M. Kelly, Chicago	.779

CF

John O'Rourke, Boston	156
Hines, Providence	148
Crowley, Buffalo	131

Crowley, Buffalo	23
John O'Rourke, Boston	19
Gore, Chicago	18
Cassidy, Troy	18

Hines, Providence	.927
Hotaling, Cleveland	.896
Cassidy, Troy	.880

THE ANNUAL RECORD

Putouts		Assists		Fielding Average	
LF					
Gillespie, Troy	185	Dalrymple, Chicago	19	Gillespie, Troy	.905
Dalrymple, Chicago	157	Gillespie, Troy	14	Wood, Worcester	.887
M. Mansell, Cincinnati	147	M. Mansell, Cincinnati	13	Hornung, Buffalo	.874
C					
Gross, Providence	429	Gross, Providence	126	Flint, Chicago	.934
Clapp, Cincinnati	420	Clapp, Cincinnati	121	Bennett, Worcester	.913
Flint, Chicago	408	Flint, Chicago	117	Holbert, Troy	.911
P					
Ward, Providence	43	Bond, Boston	141	Ward, Providence	.983
McCormick, Cleveland	36	McCormick, Cleveland	135	Goldsmith, Chicago	.968
Welch, Troy	35	Ward, Boston	133	Corcoran, Chicago	.957
Double Plays		Errors		TC/Game	
1B					
Phillips, Cleveland	37	Reilly, Cincinnati	35	Start, Providence	12.1
Reilly, Cincinnati	36	Phillips, Cleveland	33	Anson, Chicago	10.7
Start, Providence	30	Esterbrook, Buffalo	31	Phillips, Cleveland	10.6
2B					
Dunlap, Cleveland	44	P. Smith, Cincinnati	89	Burdock, Boston	7.6
Burdock, Boston	39	Creamer, Worcester	68	Ferguson, Troy	7.40
Ferguson, Troy	38	Farrell, Providence	61	P. Smith, Cincinnati	7.398
3B					
Connor, Troy	10	Connor, Troy	60	Bradley, Providence	4.8
Carpenter, Cincinnati	9	Richardson, Buffalo	47	Carpenter, Cincinnati	4.6
Bradley, Providence	8	Carpenter, Cincinnati	45	Connor, Troy	4.04
SS					
Irwin, Worcester	27	Caskin, Troy	51	Irwin, Providence	5.9
Peters, Providence	26	Irwin, Troy	51	Caskin, Troy	5.4
Glasscock, Cleveland	21	Say, Cincinnati	44	Glasscock, Cleveland	5.2
		Glasscock, Cleveland	44		
RF					
Shaffer, Cleveland	5	M. Kelly, Chicago	23	Shaffer, Cleveland	2.2
Evans, Troy	4	M. Dorgan, Providence	20	M. Dorgan, Providence	1.8
M. Dorgan, Providence	4	Manning, Cincinnati	20	M. Kelly, Chicago	1.6
		Shaffer, Cleveland	20		
CF					
Hines, Providence	7	Crowley, Buffalo	33	John O'Rourke, Boston	2.5
Gore, Chicago	4	John O'Rourke, Boston	26	Hines, Providence	2.4
Hotaling, Cleveland	4	Purcell, Cincinnati	21	Gore, Chicago	2.2
		Gore, Chicago	21		
LF					
Gillespie, Troy	5	Hanlon, Cleveland	35	Gillespie, Troy	2.7
M. Mansell, Cincinnati	5	Dalrymple, Chicago	29	Hanlon, Cleveland	2.6
Dalrymple, Chicago	4	M. Mansell, Cincinnati	25	Dalrymple, Chicago	2.38
Hanlon, Cleveland	4				
C					
Kennedy, Cleveland	9	Gross, Providence	86	Clapp, Cincinnati	8.3
Powers, Boston	6	Clapp, Cincinnati	62	Flint, Chicago	8.1
Holbert, Troy	6	Kennedy, Cleveland	52	Kennedy, Cleveland	8.0

Leaders in Passed Balls: Gross, Providence (73); Flint, Chicago (66); Rowe, Buffalo (61)

Double Plays		Errors		TC/Game	
P					
Bond, Boston	6	L. Richmond, Worcester	23	Bond, Boston	2.9
Welch, New York	4	McCormick, Cleveland	22	McCormick, Cleveland	2.61
McCormick, Cleveland	3	Welch, New York	21	Corcoran, Chicago	2.59

CHICAGO

Cap Anson
Lake Front Park

	G	AB	H	R	2B	3B	HR	RBI	BB	SO	BA	SA	OBP
LF Abner Dalrymple	86	382	126	91	25	12	0	36	3	18	.330	.458	.335
1B Cap Anson	86	356	120	54	24	1	1	74	14	12	.337	.419	.362
RF Mike Kelly	84	344	100	72	17	9	1	60	12	22	.291	.401	.315
SS Tom Burns	85	333	103	47	17	3	0	43	12	23	.309	.378	.333
CF George Gore	77	322	116	70	23	2	2	47	21	10	.360	.463	.399
3B Ned Williamson	75	311	78	65	20	2	0	31	15	26	.251	.328	.285
2B Joe Quest	82	300	71	37	12	1	0	27	8	16	.237	.283	.256
P Larry Corcoran	72	286	66	41	11	1	0	25	10	33	.231	.276	.257
C Silver Flint	74	284	46	30	10	4	0	17	5	32	.162	.225	.176
P Fred Goldsmith	35	142	37	24	4	2	0	15	2	15	.261	.317	.271
Sub Tommy Beals	13	46	7	4	0	0	0	3	1	6	.152	.152	.170
Sub Tom Poorman (2)	7	25	5	3	1	2	0	0	0	2	.200	.400	.200
P Charlie Guth	1	4	1	0	0	0	0	0	1	2	.250	.250	.400
	86	3135	876	538	164	39	4	378	104	217	.279	.360	.303

1B—Anson 81, Gore 7, Goldsmith 4
 2B—Quest 80, Williamson 3, Beals 3, Kelly 1, Anson 1
 SS—Burns 79, Corcoran 8, Quest 2, Anson 1, Kelly 1
 3B—Williamson 63, Kelly 14, Anson 9, Burns 9, Quest 1
 OF—Dalrymple 86, Gore 74, Kelly 64, Flint 13, Beals 10, Goldsmith 10, Corcoran 8, Poorman 7
 C—Flint 67, Kelly 17, Williamson 11, Burns 2
 P—Corcoran 63, Goldsmith 26, Poorman 2, Kelly 1, Burns 1, Guth 1

	Pos	G	TC	PO	A	DP	E	PB	FA
Dalrymple	LF	86	205	157	19	4	29	—	.859
Anson	1B	81	868	833	15	28	20	—	.977
Quest	2B	80	551	223	270	26	58	—	.895
Burns	SS	79	287	62	186	9	39	2	.864
Gore	CF	74	163	124	18	4	21	—	.871
Kelly	RF	64	104	49	32	1	23		.779
"	C	17	67	40	15	2	12	23	.821
"	3B	14	49	22	20	0	7		.857
Flint	C	67	562	408	117	4	37	66	.934
"	RF@	13	10	6	2	1	2		.800
Williamson	3B	63	253	83	143	5	27		.893
"	C	11	85	57	12	2	6	17	.929
Corcoran	P	63	163	34	122	2	7	—	.957
Goldsmith	P	26	62	11	49	0	2	—	.968
"	CF@	10	20	10	4	0	6		.700
Beals	RF@	10	9	7	1	0	1	—	.889
		86	3696	2254	1113	41	329	108	.913

THE ANNUAL RECORD

	G	IP	H	GS	CG	W	L	SO	BB	Sh	Sv	ERA	WP	HR
Larry Corcoran #	63	536.1	404	60	57	43	14	268	99	4	2	1.95	19	6
Fred Goldsmith	26	210.1	189	24	22	21	3	90	18	4	1	1.75	10	2
Tom Poorman (2)	2	15	12	1	0	2	0	0	8	0	0	2.40	0	0
Charlie Guth	1	9	12	1	1	1	0	7	1	0	0	5.00	4	0
Mike Kelly	1	3	3	0	0	0	0	1	1	0	0	0.00	0	0
Tom Burns	1	1.1	2	0	0	0	0	1	2	0	0	0.00	0	0
		775	622	86	80	67	17	367	129	8	3	1.93	33	8

No-hit game 5-0 vs Worcester, September 20

PROVIDENCE

Mike McGeary (8-7) John Ward (18-13) Mike Dorgan (26-12)

Messer Street Grounds

	G	AB	H	R	2B	3B	HR	RBI	BB	SO	BA	SA	OBP
CF Paul Hines	85	374	115	64	20	2	3	35	13	17	.307	.396	.331
SS John Peters	86	359	82	30	5	0	0	24	5	15	.228	.242	.239
P John Ward	86	356	81	53	12	2	0	27	6	16	.228	.272	.240
C Emil Gross	87	347	90	43	18	3	1	34	16	15	.259	.337	.292
1B Joe Start	82	345	96	53	14	6	0	27	13	20	.278	.354	.304
2B Jack Farrell	80	339	92	46	12	5	3	36	10	6	.271	.363	.292
RF Mike Dorgan	79	321	79	45	10	1	0	31	10	18	.246	.283	.269
3B George Bradley	82	309	70	32	7	6	0	23	5	38	.227	.288	.239
LF Tom York	53	203	43	21	9	2	0	18	8	29	.212	.276	.242
Sub Sadie Houck (2)	49	184	37	27	7	7	1	22	6	6	.201	.332	.226
Sub Mike McGeary (1)	18	59	8	5	0	0	0	1	6	6	.136	.136	.136
	87	3196	793	419	114	34	8	278	89	186	.248	.313	.268

1B—Start 82, Hines 4, Bradley 2
 2B—Farrell 80, Hines 6, McGeary 2
 SS—Peters 86, McGeary 1
 3B—Bradley 57, Ward 25, McGeary 17, Dorgan 2
 OF—Dorgan 77, Hines 75, York 53, Houck 49, Bradley 7, Ward 2
 C—Gross 87
 P—Ward 70, Bradley 28, Dorgan 1

	Pos	G	TC	PO	A	DP	E	PB	FA
Gross	C	87	641	429	126	5	86	73	.866
Peters	SS	86	421	111	268	26	42	—	.900
Start	1B	82	993	954	10	26	42	—	.900
Farrell	2B	80	542	207	274	26	61	—	.887
Dorgan	RF	77	141	96	25	4	20	—	.858
Hines	CF	75	178	148	17	7	13	—	.927
Ward	P	70	179	43	133	1	3	—	.983
"	3B	25	111	30	69	4	12	—	.892
Bradley	3B	57	276	71	165	8	40	—	.858
"	P	28	66	9	49	0	8	—	.879
York	LF	53	106	94	5	1	7	—	.934
Houck	LF@	49	110	86	10	0	14	—	.873
McGeary	3B	17	53	13	34	1	6	—	.887
		87	3949	2371	1221	53	357	73	.910

	G	IP	H	GS	CG	W	L	SO	BB	Sh	Sv	ERA	WP	HR
John Ward #	70	595	501	67	59	39	24	230	45	8	1	1.74	19	5
George Bradley	28	196	158	20	16	13	8	54	6	4	2	1.38	7	2
Mike Dorgan	1	8	4	0	0	0	0	2	0	0	0	1.13	0	0
* One combined shutout on Sept. 23: Ward 4 innings, Bradley 5 innings														
	799	663	87	75	52	32	286	51	13	3	1.64	26	7	

Perfect game 5-0 vs Buffalo, June 17

CLEVELAND

Jim McCormick

Kennard Street Park

	G	AB	H	R	2B	3B	HR	RBI	BB	SO	BA	SA	OBP
2B Fred Dunlap	85	373	103	61	27	9	4	30	7	32	.276	.429	.289
RF Orator Shaffer	83	338	90	62	14	9	0	21	17	36	.266	.361	.301
1B Bill Phillips	85	334	85	41	14	10	1	36	6	29	.254	.365	.268
CF Pete Hotaling	78	325	78	40	17	8	0	41	10	30	.240	.342	.263
SS Jack Glasscock	77	296	72	37	13	3	0	27	2	21	.243	.307	.248
P Jim McCormick	78	289	71	34	11	0	0	26	5	5	.246	.284	.259
LF Ned Hanlon	73	280	69	30	10	3	0	32	11	30	.246	.304	.275
3B Frank Hankinson	69	263	55	32	7	4	1	19	1	23	.209	.278	.212
C Doc Kennedy	66	250	50	26	10	1	0	18	5	12	.200	.248	.216
Sub Mike McGeary (2)	31	111	28	14	2	1	0	6	4	3	.252	.288	.272
C Barney Gilligan	30	99	17	9	4	3	1	13	6	12	.172	.303	.219
P Gid Gardner	10	32	6	0	1	1	0	4	2	4	.188	.281	.235
Sub Al Hall	3	8	1	1	0	0	0	0	0	0	.125	.125	.125
Sub Harry Wheeler (2)	1	4	1	0	0	0	0	0	0	0	.250	.250	.250
	85	3002	726	387	130	52	7	273	76	237	.242	.327	.261

1B—Phillips 85

2B—Dunlap 85

SS—Glasscock 77, Hanlon 4, Gilligan 4

3B—Hankinson 56, McGeary 29

OF—Shaffer 83, Hotaling 78, Hanlon 69, Hankinson 12, McCormick 5, Gilligan 4, Hall 3, Kennedy 2, McGeary 2, Wheeler 1, Gardner 1

C—Kennedy 65, Gilligan 23, Hotaling 2

P—McCormick 74, Gardner 9, Hankinson 4

	Pos	G	TC	PO	A	DP	E	PB	FA
Phillips	1B	85	900	842	25	37	33	—	.963
Dunlap	2B	85	595	252	290	44	53	—	.911
Shaffer	RF	83	181	128	35	5	18	—	.901
Hotaling	CF	78	144	115	14	4	15	4	.896
Glasscock	SS	77	403	107	252	21	44	—	.891
McCormick	P	74	193	36	135	3	22	—	.886
Hanlon	LF	69	179	135	9	4	35	—	.804
Kennedy	C	65	515	397	68	9	52	48	.899
Hankinson	3B	56	186	68	89	7	29	—	.844
"	LF@	12	11	9	2	0	0	—	1.000
McGeary	3B	29	97	37	49	4	11	—	.887
Gilligan	C	23	162	124	33	4	5	34	.969
		85	3664	2281	1053	52	330	86	.910

THE ANNUAL RECORD

	G	IP	H	GS	CG	W	L	SO	BB	Sh	Sv	ERA	WP	HR
Jim McCormick	74	657.2	585	74	72	45	28	260	75	7	0	1.85	21	2
Gid Gardner	9	77	80	9	9	1	8	21	20	0	0	2.57	10	2
Frank Hankinson	4	25	20	2	2	1	1	8	3	0	1	1.08	0	0
		759.2	685	85	83	47	37	289	98	7	1	1.90	31	4

TROY

Bob Ferguson

Central Island Grounds (also known as Haymakers' Grounds)

	G	AB	H	R	2B	3B	HR	RBI	BB	SO	BA	SA	OBP
CF John Cassidy	83	352	89	40	14	8	0	29	12	34	.253	.338	.277
LF Pat Gillespie	82	346	84	50	20	5	2	24	17	35	.243	.347	.278
3B Roger Connor	83	340	113	53	18	8	3	47	13	21	.332	.459	.357
SS Ed Caskin	82	333	75	36	5	4	0	28	7	24	.225	.264	.241
2B Bob Ferguson	82	332	87	55	9	0	0	22	24	24	.262	.289	.312
P Mickey Welch	66	251	72	25	20	3	0	27	5	24	.287	.390	.301
C Bill Holbert	61	212	40	18	5	1	0	8	9	18	.189	.222	.222
1B Ed Cogswell	47	209	63	41	7	3	0	13	11	10	.301	.364	.336
RF Jake Evans	47	180	46	31	8	1	0	22	7	15	.256	.311	.283
1B Bill Tobin (2)	33	136	22	14	1	1	0	8	4	20	.162	.184	.186
OF Buttercup Dickerson (1)	30	119	23	15	2	2	0	10	2	3	.193	.244	.207
Sub Buck Ewing	13	45	8	1	1	0	0	5	1	3	.178	.200	.196
P Tim Keefe	12	43	10	4	3	0	0	3	1	12	.233	.302	.250
Sub Bill Harbidge	9	27	10	3	0	1	0	2	0	3	.370	.444	.370
P Terry Larkin	6	20	3	1	1	0	0	1	3	3	.150	.200	.190
Sub Joe Straub	3	12	3	1	0	0	0	3	1	3	.250	.250	.308
Sub Dan Brouthers	3	12	2	0	0	0	0	1	1	0	.167	.167	.231
P Frank Mountain	2	9	2	1	0	0	0	0	0	4	.222	.222	.222
Sub Mike Lawlor	4	9	1	1	0	0	0	0	1	1	.111	.111	.200
Sub Fred Haley	2	7	0	0	0	0	0	0	1	2	.000	.000	.125
Sub Dick Higham	1	5	1	1	0	0	0	0	0	0	.200	.200	.200
Sub Bill Ahearn	1	4	1	1	0	0	0	0	0	0	.250	.250	.250
Sub Fatty Briody	1	4	0	0	0	0	0	0	0	0	.000	.000	.000
	83	3007	755	392	114	37	5	253	120	260	.251	.319	.280

1B—Cogswell 47, Tobin 33, Brouthers 3

2B—Ferguson 82, Cassidy 1

SS—Caskin 82, Dickerson 1, Larkin 1

3B—Connor 83

OF—Gillespie 82, Cassidy 82, Evans 47, Dickerson 30, Ewing 4, Holbert 3, Welch 2, Larkin 2, Higham 1, Harbidge 1

C—Holbert 58, Ewing 10, Harbidge 9, Lawlor 4, Straub 3, Haley 2, Caskin 2, Higham 1, Briody 1, Ahearn 1

P—Welch 65, Keefe 12, Larkin 5, Mountain 2, Evans 1

	Pos	G	TC	PO	A	DP	E	PB	FA
Connor	3B	83	335	116	139	10	60	—	.821
Ferguson	2B	82	607	294	255	38	58	—	.904
Caskin	SS	82	445	97	297	16	51	1	.885
Gillespie	LF	82	220	185	14	5	21	—	.905
Cassidy	CF	82	166	128	18	1	20	—	.880
Welch	P	65	142	35	86	4	21	—	.852
Holbert	C	58	404	261	107	3	36	45	.911
Cogswell	1B	47	510	475	15	18	20	—	.961
Evans	RF	47	85	68	9	4	8	—	.906
Tobin	1B	33	321	297	8	25	16	—	.950

	Pos	G	TC	PO	A	DP	E	PB	FA
Dickerson	RF@	30	93	77	7	3	9	—	.903
Keefe	P	12	29	7	22	0	0	—	1.000
Ewing	C	10	59	44	7	0	8	10	.864
		83	3644	2217	1061	58	366	123	.900

	G	IP	H	GS	CG	W	L	SO	BB	Sh	Sv	ERA	WP	HR
Mickey Welch	65	574	575	64	64	34	30	123	80	4	0	2.54	26	7
Tim Keefe	12	105	68	12	12	6	6	39	16	0	0	0.86	1	0
Terry Larkin	5	38	83	5	3	0	5	5	10	0	0	8.76	9	1
Frank Mountain	2	17	23	2	2	1	1	2	6	0	0	5.29	1	0
Jake Evans	1	4	11	0	0	0	0	0	0	0	0	13.50	0	0
		738	763	83	81	41	42	169	112	4	0	2.74	37	8

WORCESTER

Frank Bancroft

Worcester Driving Park Grounds (also known as Agricultural Fairgrounds)

	G	AB	H	R	2B	3B	HR	RBI	BB	SO	BA	SA	OBP
CF Harry Stovey	83	355	94	76	21	14	6	28	12	46	.265	.454	.289
SS Arthur Irwin	85	352	91	53	19	4	1	35	11	27	.259	.344	.281
LF George Wood	81	327	80	37	16	5	0	28	10	37	.245	.324	.267
P Lee Richmond	77	309	70	44	8	4	0	34	9	32	.227	.278	.248
2B George Creamer	85	306	61	40	6	3	0	27	4	21	.199	.239	.210
3B Art Whitney	76	302	67	38	13	5	1	36	9	15	.222	.308	.244
RF Lon Knight	49	201	48	31	11	3	0	21	5	8	.239	.323	.257
C Charlie Bennett	51	193	44	20	9	3	0	18	10	30	.228	.306	.266
1B Chub Sullivan	43	166	43	22	6	3	0	1	4	6	.259	.331	.276
C Doc Bushong	41	146	25	13	3	0	0	19	1	16	.171	.192	.177
P Fred Corey	41	138	24	11	8	1	0	6	4	27	.174	.246	.197
OF Buttercup Dickerson (2)	31	133	39	22	8	6	0	20	1	2	.293	.444	.299
Sub Jerry Dorgan	10	35	7	2	1	0	0	1	0	1	.200	.229	.200
Sub Joe Ellick	5	18	1	1	0	0	0	0	1	2	.056	.056	.105
Sub Bill Tobin (1)	5	16	2	1	0	0	0	3	0	5	.125	.125	.125
Sub Steve Dignan (2)	3	10	3	1	0	1	0	2	0	1	.300	.500	.300
P Tricky Nichols	2	7	0	0	0	0	0	0	0	0	.000	.000	.000
Sub Billy Geer	2	6	0	0	0	0	0	0	0	0	.000	.000	.000
Sub Bill McGunnigle (2)	1	4	0	0	0	0	0	0	0	2	.000	.000	.000
		85	3024	699	412	129	52	8	279	81	.231	.316	.251

1B—Sullivan 43, Stovey 37, Tobin 5, Corey 1, Wood 1

2B—Creamer 85

SS—Irwin 82, Corey 3, Geer 1

3B—Whitney 76, Ellick 5, Irwin 3, Wood 2, Corey 1, Bushong 1

OF—Wood 80, Knight 49, Stovey 46, Dickerson 31, Corey 29, Richmond 20, Dorgan 9, Bennett 6, Dignan 3, Geer 1, Bushong 1, McGunnigle 1

C—Bennett 46, Bushong 40, Dorgan 1, Irwin 1

P—Richmond 74, Corey 25, Nichols 2, Stovey 2

	Pos	G	TC	PO	A	DP	E	PB	FA
Creamer	2B	85	580	238	274	34	68	—	.883
Irwin	SS	82	485	95	339	27	51	0	.895

THE ANNUAL RECORD

	Pos	G	TC	PO	A	DP	E	PB	FA
Wood	LF	80	150	123	10	0	17	—	.887
Whitney	3B	76	285	83	162	6	40	—	.860
Richmond	P	74	133	13	97	1	23	—	.827
"	RF@	20	9	4	2	0	3	—	.667
Knight	RF	49	80	47	22	1	11	—	.863
Bennett	C	46	356	280	45	3	31	30	.913
Stovey	CF	46	86	68	6	1	12	—	.860
"	1B	37	461	446	12	20	23	—	.952
Sullivan	1B	43	467	447	12	19	8	—	.983
Bushong	C	40	367	261	76	6	30	30	.918
Dickerson	CF@	31	61	48	4	2	9	—	.852
Corey	RF@	29	29	19	3	1	7	—	.759
"	P	25	28	6	16	1	6	—	.786
		85	3755	2286	1114	49	355	61	.906

	G	IP	H	GS	CG	W	L	SO	BB	Sh	Sv	ERA	WP	HR
Lee Richmond #	74	590.2	541	66	57	32	32	243	74	5	3	2.15	29	7
Fred Corey	25	148.1	131	17	9	8	9	47	16	2	2	2.43	3	6
Tricky Nichols	2	17.2	29	2	2	0	2	4	4	0	0	4.08	1	0
Harry Stovey	2	6	8	0	0	0	0	3	3	0	0	4.50	0	0
		762.2	709	85	68	40	43	297	97	7	5	2.27	33	13

Perfect game 1-0 vs Cleveland, June 12

BOSTON**Harry Wright**

South End Grounds I

	G	AB	H	R	2B	3B	HR	RBI	BB	SO	BA	SA	OBP
UT Jim O'Rourke	86	363	100	71	20	11	6	45	21	21	.275	.441	.315
2B Jack Burdock	86	356	90	58	17	4	2	35	8	26	.253	.340	.269
1B John Morrill	86	342	81	51	16	8	2	44	11	37	.237	.348	.261
RF Curry Foley	80	332	97	44	13	2	2	31	8	14	.292	.361	.309
CF John O'Rourke	81	313	86	30	22	8	3	36	18	32	.275	.425	.314
3B Ezra Sutton	76	288	72	41	9	2	0	25	7	7	.250	.295	.277
P Tommy Bond	76	282	62	27	4	1	0	24	8	14	.220	.241	.241
LF Charley Jones	66	280	84	44	15	3	5	37	11	27	.300	.429	.326
SS John Richmond	32	129	32	12	3	1	0	9	2	18	.248	.287	.260
C Phil Powers	37	126	18	11	5	0	0	10	5	15	.143	.183	.176
C Sam Trott	39	125	26	14	4	1	0	9	3	5	.208	.256	.227
Sub Sadie Houck (1)	12	47	7	2	0	0	0	2	0	6	.149	.149	.149
Sub John Bergh	11	40	8	2	3	0	0	0	2	5	.200	.275	.238
Sub Steve Dignan (1)	8	34	11	4	1	0	0	4	0	3	.324	.353	.324
Sub Dan O'Leary	3	12	3	1	2	0	0	1	0	3	.250	.417	.250
Sub George Wright	1	4	1	2	0	0	0	0	0	0	.250	.250	.250
Sub Denny Sullivan	1	4	1	1	0	0	0	1	0	1	.250	.250	.250
P Jack Leary	1	3	0	1	0	0	0	0	1	0	.000	.000	.250
		86	3080	779	416	134	41	20	314	105	.253	.343	.278

1B—Morrill 46, Foley 25, Jim O'Rourke 19, Bond 1
 2B—Burdock 86
 SS—Sutton 39, Richmond 31, Jim O'Rourke 17, Wright 1
 3B—Morrill 40, Sutton 37, Jim O'Rourke 10, Bond 1
 OF—John O'Rourke 81, Jones 66, Jim O'Rourke 37, Foley 35, Bond 26, Houck 12, Dignan 8, Trott 4, O'Leary 3, Powers 2,
 Richmond 1, Leary 1
 C—Powers 37, Trott 36, Bergh 11, Jim O'Rourke 9, Sullivan 1
 P—Bond 63, Foley 36, Morrill 3, Leary 1

	Pos	G	TC	PO	A	DP	E	PB	FA
Burdock	2B	86	653	328	275	39	50	—	.923
John O'Rourke	CF	81	201	156	19	0	26	—	.871
Jones	LF	66	144	108	11	3	25	—	.826
Bond	P	63	184	32	141	6	11	—	.940
"	RF@	26	44	28	11	2	5	—	.886
Morrill	1B	46	476	434	26	26	16	—	.966
"	3B	40	135	44	69	4	22	—	.837
Sutton	SS	39	192	50	122	14	20	—	.897
"	3B	37	145	64	66	5	15	—	.897
Jim O'Rourke	RF@	37	76	61	10	1	5	10	.934
"	1B	19	152	138	4	11	10	—	.934
"	SS	17	90	20	58	4	12	—	.867
"	3B	10	35	17	15	2	3	—	.914
Powers	C	37	248	152	59	6	37	45	.851
Foley	P	36	64	12	49	0	3	—	.953
"	RF	35	49	35	6	1	8	—	.837
"	1B	25	251	229	8	9	14	—	.944
Trott	C	36	253	170	56	0	27	25	.893
Richmond	SS	31	122	30	73	14	19	—	.844
Houck	LF@	12	28	21	1	0	6	—	.786
Bergh	C	11	77	54	11	0	12	12	.844
		86	3720	2242	1111	54	367	93	.901

	G	IP	H	GS	CG	W	L	SO	BB	Sh	Sv	ERA	WP	HR
Tommy Bond	63	493	559	57	49	26	29	118	45	3	0	2.67	24	1
Curry Foley	36	238	264	28	21	14	14	68	40	1	0	3.89	15	1
John Morrill	3	10.2	9	0	0	0	0	0	1	0	0	0.84	0	0
Jack Leary	1	3	8	1	0	0	1	1	0	0	0	15.00	0	0
		744.2	840	86	70	40	44	187	86	4	0	3.08	39	2

BUFFALO

Sam Crane

Riverside Park

	G	AB	H	R	2B	3B	HR	RBI	BB	SO	BA	SA	OBP
CF Bill Crowley	85	354	95	57	16	4	0	20	19	23	.268	.336	.306
3B Hardy Richardson	83	343	89	48	18	8	0	17	14	37	.259	.359	.289
LF Joe Hornung	85	342	91	47	8	11	1	42	8	29	.266	.363	.283
C Jack Rowe	79	326	82	43	10	6	1	36	6	17	.252	.328	.265
2B Davy Force	81	290	49	22	10	0	0	17	10	35	.169	.203	.197
1B Tom Esterbrook	64	253	61	20	12	1	0	35	0	15	.241	.296	.241
P Jim Galvin	66	241	51	25	9	2	0	12	5	57	.212	.266	.228
Sub Oscar Walker	34	126	29	12	4	2	1	15	6	18	.230	.317	.265
RF Dan Stearns	28	104	19	8	6	1	0	13	3	23	.183	.260	.206

THE ANNUAL RECORD

	G	AB	H	R	2B	3B	HR	RBI	BB	SO	BA	SA	OBP
SS Mike Moynahan	27	100	33	12	5	1	0	14	6	9	.330	.400	.358
Sub Arlie Latham	22	79	10	9	3	1	0	3	1	8	.127	.190	.138
P Stump Wiedman	23	78	8	8	1	0	0	3	2	11	.103	.115	.125
P Tom Poorman (1)	19	70	11	5	1	0	0	1	0	13	.157	.171	.157
P Denny Driscoll	18	65	10	1	1	0	0	4	1	7	.154	.169	.167
Sub Denny Mack	17	59	12	5	0	0	0	3	5	7	.203	.203	.266
Sub Chick Fulmer	11	44	7	3	0	0	0	1	2	4	.159	.159	.196
Sub Sam Crane	10	31	4	4	0	0	0	2	1	8	.129	.129	.156
Sub Bill McGunnigle (1)	7	22	4	0	0	0	0	1	0	4	.182	.182	.182
Sub Charley Radbourn	6	21	3	1	0	0	0	1	0	1	.143	.143	.143
Sub Jim Keenan	2	7	1	1	0	0	0	0	1	1	.143	.143	.250
Sub Tom Kearns	2	7	0	0	0	0	0	0	0	0	.000	.000	.000
	85	2962	669	331	104	37	3	240	90	327	.226	.289	.249

1B—Esterbrook 47, Walker 24, Hornung 18

2B—Force 53, Fulmer 11, Crane 10, Esterbrook 6, Hornung 5, Radbourn 3, Mack 1

SS—Force 30, Moynahan 27, Mack 16, Latham 12, Stearns 1, Esterbrook 1

3B—Richardson 81, Stearns 5, Rowe 3

OF—Crowley 74, Hornung 67, Rowe 25, Stearns 20, Galvin 19, Esterbrook 15, Driscoll 14, Wiedman 13, Walker 11,

Poorman 10, Latham 10, McGunnigle 3, Radbourn 3, Crane 1

C—Rowe 60, Crowley 22, Stearns 8, Richardson 5, Keenan 2, Kearns 2, Latham 1, Esterbrook 1

P—Galvin 58, Wiedman 17, Poorman 11, Driscoll 6, McGunnigle 5, Hornung 1

	Pos	G	TC	PO	A	DP	E	PB	FA
Richardson	3B	81	309	108	154	6	47	14	.848
Crowley	CF	74	187	131	23	3	33		.824
"	C	22	113	73	23	0	17	31	.850
Hornung	LF	67	159	127	12	2	20	—	.874
"	1B	18	190	171	7	3	12		.937
Rowe	C	60	320	231	56	3	33	61	.897
"	CF@	25	47	32	5	0	10		.787
Galvin	P	58	134	24	97	1	13	—	.903
"	RF@	19	31	20	3	0	8		.742
Force	2B	53	393	163	206	27	24	—	.939
"	SS	30	191	59	118	10	14		.927
Esterbrook	1B	47	511	463	17	20	31	4	.939
"	LF@	15	32	19	6	1	7		.781
Moynahan	SS	27	116	30	70	7	16	—	.862
Walker	1B	24	278	248	7	16	23	—	.917
"	CF@	11	26	19	3	1	4		.846
Stearns	RF	20	31	21	3	1	7	14	.774
Wiedman	P	17	28	7	18	0	3	—	.893
"	RF@	13	18	14	2	0	2		.889
Mack	SS	16	67	18	45	3	4	—	.940
Driscoll	RF@	14	19	15	2	2	2	—	.895
Latham	SS	12	53	12	35	1	6	1	.887
"	CF@	10	18	17	0	0	1		.944
Poorman	P	11	33	5	24	0	4	—	.879
"	RF@	10	11	8	0	0	3		.727
Fulmer	2B	11	76	34	33	2	9	—	.882
		85	3720	2209	1103	55	408	135	.891

	G	IP	H	GS	CG	W	L	SO	BB	Sh	Sv	ERA	WP	HR
Jim Galvin #	58	458.2	528	54	46	20	35	128	32	5	0	2.71	24	5
Stump Wiedman	17	113.2	141	13	9	0	9	25	9	0	0	3.40	9	1
Tom Poorman (1)	11	85	117	9	9	1	8	13	19	0	1	4.13	7	3
Denny Driscoll	6	41.2	48	4	4	1	3	17	9	0	0	3.89	8	1
Bill McGunnigle (2)	5	37	43	5	4	2	3	3	8	1	0	3.41	1	0
Joe Hornung	1	3	2	0	0	0	0	0	1	0	0	6.00	1	0
	739	879	85	72	24	58	186	78	6	1	3.09	50	10	

No-hit game 1-0 vs Worcester, August 20

CINCINNATI

John Clapp

Bank Street Grounds

	G	AB	H	R	2B	3B	HR	RBI	BB	SO	BA	SA	OBP
2B Pop Smith	83	334	69	35	10	9	0	27	6	36	.207	.290	.221
CF Blondie Purcell	77	325	95	48	13	6	1	24	5	13	.292	.378	.303
C John Clapp	80	323	91	33	16	4	1	20	21	10	.282	.365	.326
3B Hick Carpenter	77	300	72	32	6	4	0	23	2	15	.240	.287	.245
1B Long John Reilly	73	272	56	21	8	4	0	16	3	36	.206	.265	.215
P Will White	62	207	35	16	7	1	0	14	6	29	.169	.213	.193
SS Lou Say	48	191	38	14	8	1	0	15	4	31	.199	.251	.215
RF Jack Manning	48	190	41	20	6	3	2	17	7	15	.216	.311	.223
LF Mike Mansell	53	187	36	22	6	2	2	12	4	37	.193	.278	.209
Sub Deacon White	35	142	42	21	4	2	0	7	9	7	.298	.355	.338
Sub Andy Leonard	33	133	28	15	3	0	1	17	8	11	.211	.256	.255
Sub Charlie Reilly	30	103	21	8	1	0	0	9	0	5	.204	.214	.204
Sub Joe Sommer	24	88	16	10	1	0	0	6	0	2	.182	.193	.182
Sub Harry Wheeler (1)	17	65	6	1	2	0	0	2	0	15	.092	.123	.082
Sub Sam Wright	9	34	3	0	0	0	0	0	0	5	.088	.088	.088
Sub Amos Booth	1	2	0	0	0	0	0	0	0	0	.000	.000	.000
	83	2895	649	296	91	36	7	209	75	267	.224	.288	.244

1B—Reilly 72, Carpenter 9, D. White 3, Manning 1

2B—Smith 83, D. White 1

SS—Say 48, Leonard 23, Wright 9, Sommer 1, Purcell 1, Carpenter 1

3B—Carpenter 67, Leonard 10, Reilly 4, Sommer 1, Booth 1

OF—Purcell 55, Mansell 53, Manning 47, D. White 33, Sommer 22, Wheeler 17, Reilly 16, Clapp 10, Reilly 3, W. White 3

C—Clapp 73, Reilly 13, Sommer 1

P—W. White 62, Purcell 25

	Pos	G	TC	PO	A	DP	E	PB	FA
Smith	2B	83	614	282	243	32	89	—	.855
Clapp	C	73	603	420	121	5	62	56	.897
Reilly	1B	72	653	615	13	36	35	—	.947
Carpenter	3B	67	307	136	126	9	45	—	.853
W. White	P	62	95	17	68	2	10	—	.895
Purcell	CF	55	113	78	14	1	21	—	.814
"	P	25	50	10	37	0	3	—	.940
Mansell	LF	53	185	147	13	5	25	—	.865
Say	SS	48	262	54	164	11	44	—	.832
Manning	RF	47	89	59	12	1	18	—	.798
D. White	RF@	33	61	36	9	1	16	—	.738

THE ANNUAL RECORD

	Pos	G	TC	PO	A	DP	E	PB	FA
Leonard	SS	23	84	11	59	4	14	—	.833
"	3B	10	41	18	16	0	7		.829
Sommer	CF@	22	46	38	4	1	4	—	.913
Wheeler	LF@	17	56	37	5	1	14	—	.750
Reilly	RF@	16	29	18	4	0	7		.759
"	C	13	63	46	10	0	7	18	.889
		83	3547	2158	952	49	437	74	.877

	G	IP	H	GS	CG	W	L	SO	BB	Sh	Sv	ERA	WP	HR
Will White	62	517.1	550	62	58	18	42	161	56	3	0	2.14	35	9
Blondie Purcell	25	196	235	21	21	3	17	47	32	0	0	3.20	10	1
		713.1	785	83	79	21	59	208	88	3	0	2.44	45	10

1881

THE YEAR THE NATIONAL LEAGUE ENJOYED ITS GREATEST PARITY

After ousting the rebellious Cincinnati franchise the previous fall for selling intoxicants in its park and crusading to play home games on Sunday, National League president William Hulbert must have felt the irony when he realized that May 1, the League's traditional opening date, would fall on Sunday in 1881. To dodge the conflict, Chicago and Worcester advanced their home openers to Saturday, April 30, while Detroit and Providence staged their lid lifters two afternoons later on Monday.

The opening games viewed by fans in those four League cities were manifestly different from any seen before. A batter in 1881 could now draw a walk after only seven unfair deliveries or balls rather than eight, but balancing that gain for him was a new rule removing his luxury of receiving a "good ball" warning on the first third strike he failed to swing at before being called out on strikes. The substitution rule was also tightened, as was the rule regarding forfeits. Both of these rule revisions would exert considerable impact on the game in the years ahead, but the most influential change imposed in 1881 moved the front line of the pitcher's box five feet farther from home plate. Increasing the pitching distance to 50 feet and reducing by one the number of balls needed for a walk combined to add 15 points to the League batting average in 1881 and boost walk totals by 40%.

For all the changes, the Chicago White Stockings continued to rule the roost. The advent of the Reserve Clause and continuing financial success enabled Chicago to retain the entire starting nine from its 1880 championship team and add only one new face, rookie outfielder Hugh Nicol, for bench strength. With Larry Corcoran and Fred Goldsmith again operating as a tandem and collecting 55 wins between them, split almost evenly, Cap Anson's club started fast and was never headed. At the end of the season's first month Chicago had a 13-6 record and led

THE RIGHT GEORGE

Many baseball record books continue to deem George Bradley the record holder for the most shutouts by a rookie with 16 in 1876. Since Bradley won 33 games the previous year for St. Louis in the National Association, it makes as much sense to call him the rookie record holder for shutouts as it does to assign the rookie record for wins to Al Spalding because he landed 47 victories in the National League's inaugural season. Granted, Spalding had five NA seasons under his belt to Bradley's one, but either the NA is judged to be a major league or it isn't. If it is so judged, whether Bradley pitched in it for one year or five, he is simply not a rookie. If it is not, Spalding then is also a rookie, which wipes out his first 157 wins and five seasons of professional work and makes him the holder of practically every significant all-time rookie pitching record that doesn't belong to Bradley.

The problem stems from Major League Baseball's refusal to deem the National Association a major league. This stubborn stance creates all sorts of foolishness, like having to think that 33-year-old Joe Start, who had about 15 years of top-level ball under his belt, was a rookie in 1876 and that Harry Wright, after winning four NA flags plus a national championship, was nevertheless still a yearling manager. The argument stops here. *The Great Encyclopedia of Nineteenth Century Major League Baseball* says the right George—George Derby—is the all-time record holder for the most shutouts by a rookie. In 1881 Detroit's pitching staff led the National League with 10 shutouts. Nine of them belonged to Derby, who also set a new frosh strikeout mark that year with 212. His strikeout record fell three years later, but no other rookie hurler has ever compiled more than eight shutouts. So Derby is our man.

2nd-place Worcester by just a game and a half. But in June the White Stockings went 12-4 to pad their lead to four and a half games over Buffalo, which had taken over the runner-up spot.

Though Chicago eventually won easily, triumphing by nine games, the other seven League teams were so tightly bunched that only 14 games separated 2nd-place Providence and cellar-dwelling Worcester. The surprise teams in the season in which the League enjoyed its greatest parity during the nineteenth century were the new Detroit entry, which claimed a first-division rung by finishing 4th, a remarkable achievement for a novice franchise, and the Buffalo Bisons. After a dismal 7th-place finish in 1880, Buffalo snared Deacon White from the defunct Cincinnati club along with Jim O'Rourke when Boston left him off its reserve list. The pair joined with Dan Brouthers, an earlier flop with Troy, and emerging star Hardy Richardson to vault the Bisons upward to third place with an 82% improvement in winning percentage from .298 to .542.

An abysmal offensive output from its two middle infielders, Davy Force (.180) and John Peters (.214), prevented Buffalo from advancing even higher in the standings. Providence was

RICHMOND AGAIN


In 1881, Lee Richmond of Worcester became the first pitcher in major league history to win 20 or more games for a last-place team. The National League's unprecedented parity that year was much of the reason. As a result, Worcester won 32 games, by far the most of any cellar dweller to that point. Following is a list of 20-game winners in the nineteenth century with last-place teams:

	Team	League	Year	Record
Lee Richmond	Worcester	NL	1881	25-26
Hardie Henderson	Baltimore	AA	1885	25-35
Matt Kilroy	Baltimore	AA	1886	29-34
Mark Baldwin	Pittsburgh	NL	1891	22-28

similarly hampered when its new shortstop, Bill McClellan, hit just .166, but no team was hurt more by a weak attack than Troy. The previous year the Trojans had sneaked into the first division after unearthing four rookies—Mickey Welch, Tim Keefe, Roger Connor and Buck Ewing—who were destined to make the Hall of Fame, but though the quartet of future greats continued to blossom in 1881, Troy slipped a notch to fifth place despite setting a new team fielding average record of .917. A lackluster outfield and Frank Hankinson's .193 bat at third base were the Trojans' undoing. Nevertheless, Troy got home half a length ahead of Boston, saddling Harry Wright with his second straight 6th-place finish.

Boston's continued downward spiral persuaded Wright to leave the Hub team at the conclusion of the 1881 season after 11 years at its helm, but if things in Beantown were chaotic, the other seven League cities could not have been more stable. When all eight League clubs announced they would return in 1882, it marked the first time that Hulbert's loop would field the same crew of teams two years in a row.

But while Hulbert felt only satisfaction with himself, his team and his federation in the waning days of 1881, it was not destined to last for long. By the spring of 1882, the National League's founder lay dying of heart failure, and his brainchild faced the first serious challenge to its self-proclaimed monopoly on major league status.



John Mansell, the least known of the three Mansell brothers who formed the first all-sibling outfield in professional baseball history in 1881. The trio played for Albany in midsummer and faced the New York Mets in early July in a game at Riverside Park. By the end of the summer, after the Albany team broke up, eldest brother Tom was with the Mets and John was playing for the Brooklyn Atlantics. The following year John and middle brother Mike both played in the fledgling American Association.

THE TRAIL EAST FROM CALIFORNIA

Northern California by the early 1880s had become a mother lode of young baseball talent. The main problem major league teams had was convincing these talented players to travel east. Major league baseball at that time was still basically an “eastern” concept. Players out in California didn’t automatically jump to attention when someone said he was from Chicago or Boston—let alone Providence or Buffalo. True, they knew who the White Stockings were, but they were skeptical that those Chicagoans were really any better, let alone played against competition that much better than what they faced themselves. Moreover, many young California players were reluctant to leave their home areas for the alien East. It was a long trek from the Pacific Coast, traveling by train could be dangerous, and not all cared, or dared, to brave the unknown and leave behind a baseball arena where they were accepted and even revered.

Some help came from early major leaguers who later lived or worked in California, most notably Cal McVey and Len Stockwell, a Cleveland substitute in 1879. McVey and Stockwell could bear witness to what the eastern game and the eastern cities were like. No doubt they—and McVey in particular—helped sell Andy Piercy, a native of the San Jose area, to give it a try. Piercy played briefly with Chicago in 1881 and so became the first California-born player to make the majors, but the first California-groomed player to make a significant impact on the eastern game was Jerry Denny, who joined Providence in 1881. Denny was a rough sort, having grown up in an orphanage after losing both his parents soon after he moved to the San Francisco area from New York. He was a crack third baseman, though, and was recruited by John Ward, then Providence’s pitching ace, who came out to San Francisco in the winter of 1880 to play ball. The way it usually worked then was that players acted as scouts for their teams, and it was often just as important to be a good schmoozer as a sharp judge of talent. In any event, when Harry Wright became Providence’s manager in 1882 he relied heavily on Ward’s judgment—which had certainly been right the previous year about Denny—and took on catcher Sandy Nava, once thought to have been the first San Francisco native to reach the majors, and soon afterward hired another San Franciscan, Charlie Sweeney.

Nava couldn’t hit and was never more than a backup catcher, but Sweeney proved to be an outstanding pitcher—at least for a short while. The two of them, together with Denny, completed Providence’s California contingent for the moment and made the Grays the first major league team to have a distinct “Pacific Slope” flavor. However, Wright moved to Philadelphia in 1884 to take on a fresh challenge by trying to rescue the newly created Phillies, which had been a disaster in their inaugural major league season. One of Wright’s first ventures was to tap the California region for new talent, and since he no longer had Ward to rely on, he turned to Bob Blakiston, who’d joined the American Association Philadelphia Athletics in 1882. It’s unclear what Blakiston’s link was to Wright, beyond the fact that he had long-standing ties to the Philadelphia baseball scene. Blakiston was also born in San Francisco, and his real name was Blackstone, making him a descendent of the famous magician. Since he debuted in the majors with the Association Athletics on May 2, 1882, three days before Nava played his first game with Providence, that scorches the claim that Nava was the first

San Franciscan to play major league ball, although it leaves intact for the moment the possibility that he was the first to play in the National League—but only for the moment. Anyway, with Blakiston's help, Wright bagged San Franciscan Jim Fogarty, soon to become perhaps the best defensive outfielder in the National League in the 1880s; Mike DePangher, a young catcher; and potentially the biggest prize of all, John Patrick Cahill, known as Patsy. Then only 19, Cahill was a San Francisco-born short, stocky type with a quick bat and a rare ability to play every diamond position. He had spent the winter of 1883-84 in Texas playing for the K.O.M. team against the Galveston Gulf Citys, which numbered, among others, Len Stockwell; Charlie Ingraham, who'd played a bit with Baltimore in 1883; and George Crawford, also a Californian, who was regarded then as the "best all-around player in Texas." Somehow Harry Wright got wind of Cahill and Ingraham and brought them to training camp with the Phillies in the spring of 1884 to join Fogarty and DePangher. Now, like Providence, Wright's previous team, the Phillies also had a strong San Francisco Bay Area flavor.



The 1884 Columbus Buckeyes, the first team with four starters—Ed Morris, Tom Brown, Fred Carroll and Patsy Cahill—from California. Top: Cahill, Ed "Dummy" Dundon, Carroll, Rudy Kemmler, Jim Field and Willie Kuehne. Middle: Fred Mann, Tom Brown, manager Gus Schmelz, Pop Smith and John Richmond. Morris sits front right beside Frank Mountain, the team's other pitching ace. If the pitching rules had not changed practically every season in the 1880s, Morris might now be considered the best hurler from that decade. He still holds the season record for the most shutouts by a left-hander—12 in 1886.

Those were the two main northern California-to-National-League arteries in the early 1880s, but there were two others that led to rival major leagues. One involved Hen Moore, the Union Association star who holds just about every important batting record by a one-year major leaguer and particularly one about whom not a single firm biographical fact is known, but we'll leave Moore and his bizarre Washington Unions for later while we consider the Columbus Buckeyes, one of the most illuminating nineteenth century team studies. The Buckeyes formed from scratch in 1883, the American Association's second season, but unlike almost every other major league team started from ground zero, they didn't finish last in their first year—they finished sixth, ahead of Pittsburgh and Baltimore, two veteran Association teams—but that wasn't nearly good enough. For the 1884 season the Buckeyes dumped "Hustling Horace" Phillips, one of their prime organizers, and brought in Gus Schmelz, a popular local promoter, to manage the club. In addition Columbus garnered a new battery comprised of hard-hitting catcher Fred Carroll and Ed Morris, arguably the best left-handed pitcher in the nineteenth century. Carroll was from Sacramento and had first played professionally with Morris the previous year for the Reading Actives in the Inter-State League. The two of them had come east together in the spring of 1883 to join the Reading club after playing as sandlotters in the San Francisco Bay Area, and at the close of the season they returned to San Francisco to do battle that winter in a strangely designed three-team league that included Denny's Combination, which had as its centerpiece Jerry Denny and also numbered Charlie Sweeney, Mike DePangher, Andy Piercy and another soon-to-be major leaguer named Mark Creegan. Opposing Denny's team were the Haverlys, which had Jim Fogarty and also future major leaguers Pete Meegan, Jim McDonald and most especially Charlie Geggus, about whom more will be heard. The third team was the Occidentals, which boasted a battery of Carroll and Morris and also numbered Bob Blakiston and the man who most historians of the California game now believe was the first native-born San Franciscan to play in the majors, the Occidentals first baseman Jack Smith, who'd been with Troy and Worcester in 1882 and debuted in the majors exactly one day before Blakiston and four days before Sandy Nava.

For years after that Smith had offers from big league teams to return east, and sometimes he went so far as to sign a contract for the coming season, as he did with Louisville in 1886, but then at the last moment he would always recant and stay on the West Coast to play with his brother Huey. In 1884 Smith declined to accompany Morris and Carroll back to Columbus after the winter league season ended. The culmination was a pair of games on February 21 and 22, 1884, between two all-star teams, one representing the California League and the other encompassing major leaguers who'd wintered in the Bay Area. On the 21st the big leaguers won 10-2, and the following day they pummeled the locals 22-1 behind Charlie Sweeney's pitching and a pair of long home runs by Ed Morris. The two contests probably went a long way toward convincing young local players that the major leagues were the place to be if they really wanted to test themselves against the best. But Morris and Carroll still couldn't entice Jack Smith to go with them. They did link up, however, with Patsy Cahill, who was back in California by this time and played with their team as a prospective member of the Phillies now.

Cahill didn't make the Phillies' roster in the spring of 1884—again, it's unclear why. What is known is that spring the Columbus Buckeyes released Harry Wheeler, their left fielder in 1883, and

then began the 1884 season without a bona fide replacement, forcing Schmelz to use his change pitcher, whether it be Morris or Frank Mountain or a third boxman, Dummy Dundon, out in left. Morris was the best fielder of the three—he'd played a lot of center field the previous year for the Reading team—and Mountain was the most dangerous hitter, while Dundon was the oddest. He was the first graduate of the Ohio School for the Deaf to play in the majors, preceding Dummy Hoy by some five years, and was the only homegrown member of an ambitious Columbus team that by mid-May was giving notice of being a surprise contender for the American Association pennant. So convinced was Schmelz that his team had a real chance that he acted when Morris and Fred Carroll told him they knew a fine all-around player the Phillies had left at liberty that they thought would be perfect to fill the club's left field hole. On their recommendation Schmelz signed Patsy Cahill. Cahill arrived in Baltimore on May 31 and debuted with the Buckeyes that afternoon, making them the first team in major league history with four northern California products serving as regulars. However, Cahill arrived at a juncture when Schmelz needed a pitcher even more than a left fielder because Mountain had just hurt his knee and Morris was exhausted by a hard stretch of games on the Memorial Day weekend. So Schmelz put Cahill in the box in his big league debut, and Cahill went 2-for-5 and staggered through nine innings to beat Orioles ace Hardie Henderson 15-12. Cahill didn't start another game in the majors until 1887, but meanwhile he gave the Buckeyes a solid third outfielder and helped to lift them into pennant contention. Columbus hung tough against the eventual champion New York Mets until late August when Cahill broke his ankle sliding in a game against Cincinnati. With Cahill out for the season, the Buckeyes eventually had to settle for second place but will always have the distinction of being the first team to have four Bay Area performers in feature roles.

Next and last is the fourth artery from the Bay Area to the majors in the mid 1880s—the Washington Unions. Although alive for only one year, the Unions are worth a chapter in their own right. For one, prior to 1915 they owned the major league record for using the most players in a season. The foremost Washington Unions performer was unquestionably Hen Moore, and interestingly in 1883 Moore played for none other than the Reading Actives, along with Morris and Fred Carroll, until mid-August when he was suspended for not running out a ground ball. Moore was quite a piece of work, rebellious, intemperate, frequently suspended or fired and yet perennially bobbing up on this team or that one in still another part of the globe, making it all the more remarkable that, to date, he has so completely eluded all efforts to track down what eventually happened to him.

In any event, upon discovering that Moore played with Morris and Carroll in 1883, one would expect that he too must have played in San Francisco in the winter of 1883-84 and was subsequently instrumental in bringing several members of that asymmetrical three-team winter league to Washington with him. But such doesn't seem to be the case, for there is no solid trace of Moore out in Francisco in the winter of 1883-84. Hence it appears that the Haverlys battery of Charlie Geggus and Jim McDonald, plus Mark Creegan of Denny's Combination, wound up in Washington some other way. Probably it's useful to know that Geggus also was with the Reading Actives in 1884, replacing Morris as the team's ace pitcher—the Reading team undoubtedly will prove to be particularly fertile for anyone seeking to probe deeper into what drew so many young California players to

come east in the early 1880s. Geggus stayed with the Actives until early August when Washington owner-manager Mike Scanlon bought him for the last two months of the Union Association season. In that short stretch Geggus won 10 games, averaged nearly eight strikeouts a start and played a good outfield on the days when he wasn't pitching, but after that he never again appeared in the majors. It's another mystery. No question Geggus was good. He'd more than held his own in winter league duels against both Sweeney and Morris. Jim McDonald, Geggus's Haverlys battery mate who joined him on the Washingtons for a brief spell, did play again the following year with Buffalo in the National League but then returned to the Bay Area, as did Geggus, and eventually Moore joined them out there and played several seasons in the California League. All this makes the Washington contingent the only one of the four arteries that never really materialized in the majors. The Providence, Philadelphia and Columbus arteries, in contrast, all involved players who were important contributors in their own right for many years and helped lead to more and more young northern Californians making the risky move east, so that by the end of the 1880s there was a steady flow from the Pacific Coast of such players as George Van Haltren, Phil Knell and Will Brown, followed by Bill Lange, heavyweight champ Jim Corbett's brother Joe, Mike Donlin and many more like them that would become a torrent of talent by the time the century turned.

THE SEASONAL RECORD

	G	W	L	Pct	H	R	GB	Attendance	
1. Chicago White Stockings	84	56	28	.667	32-10	24-18	—	82,000	
2. Providence Grays	85	47	37	.560	23-20	24-17	9	30,000	
3. Buffalo Bisons	83	45	38	.542	25-16	20-22	10.5	32,173	
4. Detroit Wolverines	84	41	43	.488	23-19	18-24	15	53,720	
5. Troy Trojans	85	39	45	.464	24-18	15-27	17	16,000	
6. Boston Red Caps	83	38	45	.458	19-22	19-23	17.5	34,343	
7. Cleveland Blues	85	36	48	.429	20-22	16-26	20	34,000	
8. Worcester Worcesters	83	32	50	.390	19-22	13-28	23	17,000	
	Chi	Pro	Buf	Det	Tro	Bos	Cle	Wor	Tot
Chicago	—	9	7	7	8	10	6	9	56
Providence	3	—	5	8	6	7	9	9	47
Buffalo	5	7	—	9	3	8	7	6	45
Detroit	5	4	3	—	7	8	7	7	41
Troy	4	6	9	5	—	5	6	4	39
Boston	2	5	4	4	7	—	8	8	38
Cleveland	6	3	5	5	6	4	—	7	36
Worcester	3	3	5	5	8	3	5	—	32
	28	37	38	43	45	45	48	50	334

SEASON LEADERS

Batting Average (200 ABs)

1. Anson, Chicago	.399
2. Powell, Detroit	.338
3. Rowe, Buffalo	.333
4. Start, Providence	.328
5. Dunlap, Cleveland	.325

Slugging Average

1. Brouthers, Buffalo	.541
2. Anson, Chicago	.510
3. Rowe, Buffalo	.480
4. Bennett, Detroit	.478
5. Dunlap, Cleveland	.444

On-Base Percentage

1. Anson, Chicago	.442
2. Powell, Detroit	.380
3. York, Providence	.362
4. Brouthers, Buffalo	.361
5. Dunlap, Cleveland	.358

Total Bases

1. Anson, Chicago	175
2. Dunlap, Cleveland	156
3. M. Kelly, Chicago	153
4. Dalrymple, Chicago	150
5. Dickerson, Worcester	149

Home Runs

1. Brouthers, Buffalo	8
2. Bennett, Detroit	7
3. Farrell, Providence	5
4. Burns, Chicago	4
5. L. Brown, Detroit	3
Dunlap, Cleveland	3

RBI

1. Anson, Chicago	82
2. Bennett, Detroit	64
3. M. Kelly, Chicago	55
4. Richardson, Buffalo	53
D. White, Buffalo	53
Ward, Providence	53

Hits

1. Anson, Chicago	137
2. Dalrymple, Chicago	117
3. Dickerson, Worcester	116
4. Dunlap, Cleveland	114
M. Kelly, Chicago	114
Start, Providence	114

Runs

1. Gore, Chicago	86
2. M. Kelly, Chicago	84
3. Dalrymple, Chicago	72
4. O'Rourke, Buffalo	71
5. Farrell, Providence	69

Bases on Balls

1. Clapp, Cleveland	35
2. York, Providence	29
Ferguson, Troy	29
Farrell, Providence	29
5. Gore, Chicago	27
O'Rourke, Buffalo	27

Strikeouts

1. Galvin, Buffalo	70
2. Denny, Providence	44
3. Hankinson, Troy	41
4. Flint, Chicago	39
5. Bennett, Detroit	37

OPS

1. Anson, Chicago	.952
2. Brouthers, Buffalo	.902
3. Bennett, Detroit	.819
4. Rowe, Buffalo	.816
5. Powell, Detroit	.809

PITCHING

Wins

1. J. Whitney, Boston	31
Corcoran, Chicago	31
3. Derby, Detroit	29
4. Galvin, Buffalo	28
5. McCormick, Cleveland	26

Losses

1. J. Whitney, Boston	33
2. McCormick, Cleveland	30
3. Keefe, Troy	27
4. Richmond, Worcester	26
Derby, Detroit	26

Innings

1. J. Whitney, Boston	552.1
2. McCormick, Cleveland	526
3. Derby, Detroit	494.2
4. Galvin, Buffalo	474
5. Richmond, Worcester	462.1

Complete Games

1. J. Whitney, Boston	57
McCormick, Cleveland	57
3. Derby, Detroit	55
4. Richmond, Worcester	50
5. Galvin, Buffalo	48

Strikeouts

1. Derby, Detroit	212
2. McCormick, Cleveland	178
3. J. Whitney, Boston	162
4. Richmond, Worcester	156
5. Corcoran, Chicago	150

Winning Percentage (20 decisions)

1. Radbourn, Providence	.694
2. Corcoran, Chicago	.689
3. Goldsmith, Chicago	.649
4. Welch, Troy	.538
Galvin, Buffalo	.538

ERA (84 innings)

1. Wiedman, Detroit	1.80
2. Ward, Providence	2.13
3. Derby, Detroit	2.20
4. Corcoran, Chicago	2.31
5. Galvin, Buffalo	2.37

Lowest OOBP

1. Wiedman, Detroit	.258
2. McCormick, Cleveland	.265
3. Radbourn, Providence	.270
4. Goldsmith, Chicago	.271
Ward, Providence	.271

Lowest OBA

1. Radbourn, Providence	.235
McCormick, Cleveland	.235
3. Wiedman, Detroit	.238
4. Corcoran, Chicago	.242
Ward, Providence	.242

FIELDING

Putouts

1B	
Anson, Chicago	892
Start, Providence	837
Connor, Troy	836

Assists

Anson, Chicago	43
Connor, Troy	40
Morrill, Boston	37

Fielding Average

Anson, Chicago	.975
Morrill, Boston	.969
Phillips, Cleveland	.966

2B

Ferguson, Troy	263
Gerhardt, Detroit	259
Dunlap, Cleveland	258

Farrell, Providence	271
Dunlap, Cleveland	254
Ferguson, Troy	254

Quest, Chicago	.929
Burdock, Boston	.911
Dunlap, Cleveland	.909

3B

Hankinson, Troy	151
Denny, Providence	144
Carpenter, Cincinnati	141

Williamson, Chicago	194
Denny, Providence	181
Carpenter, Cincinnati	172

Williamson, Chicago	.909
Hankinson, Troy	.907
Sutton, Boston	.877

SS

Glasscock, Cleveland	105
Peters, Buffalo	102
Burns, Chicago	100

Glasscock, Cleveland	274
Burns, Chicago	249
Houck, Detroit	241

Glasscock, Cleveland	.911
Caskin, Troy	.906
Burns, Chicago	.870

RF

Evans, Troy	145
Shaffer, Cleveland	122
Knight, Detroit	116

Evans, Troy	31
M. Kelly, Chicago	31
Shaffer, Cleveland	24

Evans, Troy	.926
Knight, Detroit	.890
Shaffer, Cleveland	.880

CF

Richardson, Buffalo	179
Hines, Providence	178
Gore, Chicago	146

Richardson, Buffalo	45
Gore, Chicago	21
Hotaling, Cincinnati	21

Richardson, Buffalo	.914
Hines, Providence	.8972
Hanlon, Detroit	.8966

LF

Hornung, Boston	198
Gillespie, Troy	180
York, Providence	159

Dickerson, Cincinnati	28
Hornung, Boston	19
Wood, Detroit	18

Hornung, Boston	.948
Gillespie, Troy	.933
Dickerson, Cincinnati	.892

Putouts		Assists		Fielding Average	
C					
Bennett, Detroit	418	Bushong, Worcester	124	Bennett, Detroit	.962
Bushong, Worcester	368	Snyder, Boston	105	Flint, Chicago	.938
Flint, Chicago	319	Flint, Chicago	92	Holbert, Troy	.918
P					
Galvin, Buffalo	36	Galvin, Buffalo	123	L. Richmond, Worcester	.937
McCormick, Cleveland	34	L. Richmond, Worcester	100	Ward, Providence	.936
Corcoran, Chicago	29	J. Whitney, Boston	99	Derby, Detroit	.931
Double Plays		Errors		TC/Game	
1B					
Phillips, Cleveland	51	Connor, Troy	46	Anson, Chicago	11.4
Connor, Troy	51	Start, Providence	33	Start, Providence	11.2
Start, Providence	50	Powell, Detroit	31	Morrill, Boston	10.9
2B					
Gerhardt, Detroit	62	Farrell, Providence	64	Force, Buffalo	8.1
Ferguson, Troy	47	Ferguson, Troy	55	Dunlap, Cleveland	7.1
Dunlap, Cleveland	41	Three with	51	Gerhardt, Detroit	7.0
3B					
Hankinson, Troy	21	Denny, Providence	62	Denny, Providence	4.6
Carpenter, Cincinnati	14	Carpenter, Cincinnati	56	Williamson, Chicago	4.5
Denny, Providence	12	A. Whitney, Detroit	38	Carpenter, Cincinnati	4.4
		Sutton, Boston	38		
SS					
Houck, Detroit	40	Burns, Chicago	52	Peters, Buffalo	6.2
Glasscock, Cleveland	29	Barnes, Boston	52	Barnes, Boston	5.7
Burns, Chicago	20	Houck, Detroit	50	Glasscock, Cleveland	5.3
RF					
Knight, Detroit	6	Foley, Buffalo	24	Evans, Troy	2.3
Foley, Buffalo	5	M. Kelly, Chicago	22	Shaffer, Cleveland	2.0
Evans, Troy	5	Shaffer, Cleveland	20	M. Kelly, Chicago	1.92
CF					
Crowley, Boston	5	Hotaling, Worcester	26	Richardson, Buffalo	3.1
Hanlon, Detroit	4	Gore, Chicago	24	Hines, Providence	2.74
Gore, Chicago	3	Cassidy, Troy	24	Gore, Chicago	2.65
Richardson, Buffalo	3				
LF					
Dickerson, Worcester	6	Dalrymple, Chicago	31	Hornung, Boston	2.8
Gillespie, Troy	5	York, Providence	29	Dickerson, Cincinnati	2.54
Hornung, Boston	5	Wood, Detroit	24	Gillespie, Troy	2.5
C					
Bushong, Worcester	10	Bushong, Worcester	44	Bennett, Detroit	7.47
Holbert, Troy	10	Snyder, Boston	42	Ewing, Troy	7.45
Ewing, Troy	9	Gross, Providence	37	Bushong, Worcester	7.1
Leaders in Passed Balls: Snyder, Boston (99); Flint, Chicago (58); Gross, Providence (56)					
P					
Galvin, Buffalo	7	J. Whitney, Boston	28	Goldsmith, Chicago	3.4
Ward, Providence	7	Galvin, Buffalo	19	Galvin, Buffalo	3.2
Radbourn, Providence	6	Goldsmith, Chicago	18	Ward, Providence	2.8

CHICAGO

Cap Anson

Lake Front Park

	G	AB	H	R	2B	3B	HR	RBI	BB	SO	BA	SA	OBP
LF Abner Dalrymple	82	362	117	72	22	4	1	37	15	22	.323	.414	.350
RF Mike Kelly	82	353	114	84	27	3	2	55	6	14	.323	.433	.352
2B Cap Anson	84	343	137	67	21	7	1	82	26	4	.399	.510	.442
3B Ned Williamson	82	343	92	56	12	6	1	48	19	19	.268	.347	.307
SS Tom Burns	84	342	95	41	20	3	4	42	14	22	.278	.389	.306
CF George Gore	73	309	92	86	18	9	1	44	27	23	.298	.424	.354
C Silver Flint	80	306	95	46	18	0	1	34	6	39	.310	.379	.324
2B Joe Quest	77	293	72	35	6	0	1	26	2	29	.246	.276	.251
P Larry Corcoran	47	189	42	25	8	0	0	9	5	22	.222	.265	.242
P Fred Goldsmith	39	158	38	24	3	4	0	16	6	17	.241	.310	.268
OF Hugh Nicol	26	106	22	13	2	0	0	7	4	12	.204	.222	.236
Sub Andy Piercy	2	8	2	1	0	0	0	0	0	1	.250	.250	.250
	84	3114	918	550	157	36	12	400	140	224	.295	.380	.325

1B—Anson 84, Flint 1, Gore 1

2B—Quest 77, Williamson 4, Burns 3, Piercy 1

SS—Burns 80, Corcoran 2, Williamson 2, Nicol 1, Anson 1, Quest 1

3B—Williamson 76, Kelly 8, Burns 3, Piercy 1, Gore 1

OF—Dalrymple 82, Kelly 72, Gore 72, Nicol 26, Flint 8, Goldsmith 3, Corcoran 1

C—Flint 80, Kelly 11, Anson 2, Williamson 1

P—Corcoran 45, Goldsmith 39, Williamson 3

	Pos	G	TC	PO	A	DP	E	PB	FA
Anson	1B	84	959	892	43	48	24	0	.975
Dalrymple	LF	82	188	143	14	1	31	—	.835
Flint	C	80	438	319	92	2	27	58	.938
Burns	SS	80	401	100	249	20	52	—	.870
Quest	2B	77	524	238	249	28	37	—	.929
Williamson	3B	76	342	117	194	10	31	0	.909
Kelly	RF	72	138	85	31	2	22	—	.841
"	C	11	47	28	9	1	10	9	.787
Gore	CF	72	191	146	21	3	24	—	.874
Corcoran	P	45	103	29	63	0	11	—	.893
Goldsmith	P	39	131	18	95	2	18	—	.863
Nicol	CF@	26	59	44	11	1	4	—	.932
		84	3683	2234	1140	54	309	67	.916

	G	IP	H	GS	CG	W	L	SO	BB	Sh	Sv	ERA	WP	HR
Larry Corcoran	45	396.2	380	44	43	31	14	150	78	4	0	2.31	27	10
Fred Goldsmith	39	330	328	39	37	24	13	76	44	5	0	2.59	10	4
Ned Williamson	3	18	14	1	1	1	1	2	0	0	0	2.00	1	0
		744.2	722	84	81	56	28	228	122	9	0	2.43	38	14

PROVIDENCE

Jack Farrell (24-27) Tom York (23-10)

Messer Street Grounds

	G	AB	H	R	2B	3B	HR	RBI	BB	SO	BA	SA	OBP
CF Paul Hines	80	361	103	65	27	5	2	31	13	12	.285	.404	.310
RF John Ward	82	357	87	56	18	6	0	53	5	10	.244	.328	.254
1B Joe Start	79	348	114	56	12	6	0	29	9	7	.328	.397	.345
2B Jack Farrell	84	345	82	69	16	5	5	36	29	23	.238	.357	.297
3B Jerry Denny	85	320	77	38	16	2	1	24	5	44	.241	.313	.252
LF Tom York	85	316	96	53	23	5	2	47	29	26	.304	.427	.362
P Charley Radbourn	72	270	59	27	9	0	0	28	10	15	.219	.252	.246
SS Bill McClellan	68	259	43	30	3	1	0	16	15	21	.166	.185	.212
C Barney Gilligan	46	183	40	19	7	2	0	20	9	24	.219	.279	.255
C Emil Gross	51	182	50	15	9	4	1	24	13	11	.275	.385	.323
Sub Lew Brown (2)	18	75	18	9	3	1	0	10	4	13	.240	.307	.278
P Bobby Mathews (1)	16	57	11	6	1	0	0	4	5	6	.193	.211	.258
Sub Henry Meyers	1	4	0	0	0	0	0	0	0	2	.000	.000	.000
	85	3077	780	447	144	37	11	322	146	214	.253	.335	.287

1B—Start 79, Brown 5, Hines 1

2B—Farrell 82, Hines 4, McClellan 1

SS—McClellan 50, Ward 13, Radbourn 13, Gilligan 10, Myers 1

3B—Denny 85

OF—York 85, Hines 78, Ward 40, Radbourn 25, McClellan 17, Brown 13, Mathews 5, Farrell 3, Gross 1, Gilligan 1

C—Gross 50, Gilligan 36

P—Radbourn 41, Ward 39, Mathews 14

	Pos	G	TC	PO	A	DP	E	PB	FA
Denny	3B	85	387	144	181	12	62	—	.840
York	LF	85	205	159	17	1	29	—	.859
Farrell	2B	82	549	214	271	40	64	—	.883
Start	1B	79	887	837	17	50	33	—	.963
Hines	CF	78	214	178	14	2	22	—	.897
McClellan	SS	50	241	59	147	18	35	—	.855
"	RF@	17	28	21	3	0	4	—	.857
Radbourn	P	41	66	14	43	6	9	—	.864
"	RF@	26	36	18	7	0	11	—	.694
"	SS	13	106	25	71	2	10	—	.906
Ward	RF	40	87	64	14	0	9	—	.897
"	P	39	110	26	77	7	7	—	.936
"	SS	13	72	20	39	4	13	—	.819
Gilligan	C	36	242	184	41	9	17	25	.930
"	SS	10	47	8	32	0	7	—	.851
Mathews	P	14	21	1	16	2	4	—	.810
Brown	RF@	13	12	9	1	0	2	—	.833
		85	3767	2299	1078	66	390	81	.896

	G	IP	H	GS	CG	W	L	SO	BB	Sh	Sv	ERA	WP	HR
John Ward	39	330	326	35	32	18	18	119	53	3	0	2.13	32	2
Charley Radbourn	41	325.1	309	36	34	25	11	117	64	3	0	2.43	17	1
Bobby Mathews (1)	14	102.1	121	14	10	4	8	28	21	1	0*	3.17	9	2
		757.2	756	85	76	47	37	264	138	7	0	2.40	58	5

BUFFALO
Jim O'Rourke
 Riverside Park

	G	AB	H	R	2B	3B	HR	RBI	BB	SO	BA	SA	OBP
RF Curry Foley	83	375	96	58	20	2	1	25	7	27	.256	.328	.270
3B Jim O'Rourke	83	348	105	71	21	7	0	30	27	18	.302	.402	.352
CF Hardy Richardson	83	344	100	62	18	9	2	53	12	27	.291	.413	.315
UT Deacon White	78	319	99	58	24	4	0	53	9	8	.310	.411	.340
2B Davy Force	75	278	50	21	9	1	0	15	11	29	.180	.219	.211
OF/1B Dan Brouthers	65	270	86	60	18	9	8	45	18	22	.319	.541	.361
C Jack Rowe	64	246	82	30	11	11	1	43	1	12	.333	.480	.336
P Jim Galvin	62	236	50	19	12	4	0	21	3	70	.212	.297	.222
SS John Peters	54	229	49	21	8	1	0	25	3	12	.214	.258	.224
C Sleeper Sullivan	35	121	23	13	4	0	0	15	1	21	.190	.223	.197
LF Blondie Purcell (2)	34	113	33	15	7	2	0	17	8	8	.292	.389	.339
P Jack Lynch	23	78	13	6	3	0	0	3	4	8	.167	.205	.207
Sub John Morrissey	12	47	10	3	2	0	0	3	0	3	.213	.255	.213
Sub Pop Smith (2)	3	11	0	3	0	0	0	1	3	5	.000	.000	.214
Sub Ed Swartwood	1	3	1	0	0	0	0	0	1	0	.333	.333	.500
Sub Jack Manning	1	1	0	0	0	0	0	0	0	0	.000	.000	.000
	83	3019	797	440	157	50	12	349	108	270	.264	.361	.289

1B—Brouthers 30, Foley 27, White 26, O'Rourke 1
 2B—Force 51, White 25, Richardson 5, Smith 3
 SS—Peters 53, Force 21, Rowe 7, O'Rourke 3, Galvin 1, Richardson 1
 3B—O'Rourke 56, Morrissey 12, Rowe 7, White 7, Force 1, Richardson 1
 OF—Richardson 79, Foley 55, Brouthers 35, Purcell 25, O'Rourke 18, White 17, Galvin 14, Lynch 6, Rowe 5, Sullivan 5,
 Force 3, Swartwood 1, Manning 1, Peters 1
 C—Rowe 46, Sullivan 31, O'Rourke 8, White 4
 P—Galvin 56, Lynch 20, Foley 10, Purcell 9

	Pos	G	TC	PO	A	DP	E	PB	FA
Richardson	CF	79	245	179	45	3	21	—	.914
O'Rourke	3B	56	201	85	80	8	36	9	.821
"	LF@	18	35	27	5	0	3	—	.914
Galvin	P	56	178	36	123	7	19	—	.893
"	RF@	14	20	16	1	0	3	—	.850
Foley	RF	55	117	79	14	5	24	—	.795
"	1B	27	315	292	10	9	13	—	.959
"	P	10	10	8	1	0	1	—	.900
Peters	SS	53	328	102	185	17	43	—	.869
Force	2B	51	412	168	218	19	26	—	.937
"	SS	21	109	25	78	6	6	—	.945
Rowe	C	46	251	187	39	5	25	38	.900
Brouthers	LF@	35	79	56	7	1	16	—	.797
"	1B	30	349	321	11	17	17	—	.951
Sullivan	C	31	163	108	31	1	24	49	.853
White	1B	26	280	256	8	10	16	10	.943
"	2B	25	187	63	88	13	36	—	.807
"	LF	17	38	19	8	0	11	—	.711
Purcell	LF@	25	51	32	4	0	15	—	.706
Lynch	P	20	52	9	39	0	4	—	.923
Morrissey	3B	12	37	10	22	0	5	—	.865
		83	3760	2219	1133	48	408	106	.891

	G	IP	H	GS	CG	W	L	SO	BB	Sh	Sv	ERA	WP	HR
Jim Galvin	56	474	546	53	48	28	24	136	46	5	0	2.37	31	4
Jack Lynch	20	165.2	203	19	17	10	9	32	29	0	0	3.59	10	2
Blondie Purcell (2)	9	61.2	62	5	5	4	1	15	9	0	0	2.77	2	2
Curry Foley	10	41	70	6	2	3	4	2	5	0	0	5.27	1	1
		742.1	881	83	72	45	38	185	89	5	0	2.84	44	9

DETROIT

Frank Bancroft

Recreation Park

	G	AB	H	R	2B	3B	HR	RBI	BB	SO	BA	SA	OBP
RF Lon Knight	83	340	92	67	16	3	1	52	23	21	.271	.344	.317
LF George Wood	80	337	100	54	18	9	2	32	19	32	.297	.421	.334
SS Sadie Houck	75	308	86	43	16	6	1	36	6	6	.279	.380	.293
CF Ned Hanlon	76	305	85	63	14	8	2	28	12	11	.279	.397	.327
C Charlie Bennett	76	299	90	44	18	7	7	64	18	37	.301	.478	.341
2B Joe Gerhardt	79	297	72	35	13	6	0	36	7	31	.242	.327	.260
P George Derby	59	236	44	17	3	1	0	12	4	29	.186	.208	.200
1B Martin Powell	55	219	74	47	9	4	1	38	15	9	.338	.429	.380
3B Art Whitney	58	214	39	23	7	5	0	9	7	15	.182	.262	.208
Sub Lew Brown (1)	27	108	26	16	3	1	3	14	3	16	.241	.370	.261
Sub Charlie Reilley (1)	19	70	12	8	2	0	0	3	0	10	.171	.200	.171
P Stump Wiedman	13	47	12	8	1	0	0	5	2	2	.255	.277	.286
Sub Dasher Troy	11	44	15	2	3	0	0	4	3	8	.341	.409	.383
Sub Mike Dorgan (2)	8	34	8	5	1	0	0	5	1	0	.235	.265	.257
Sub Sam Trott	6	25	5	3	2	1	0	2	1	3	.200	.360	.231
P Frank Mountain	7	25	4	0	1	1	0	4	2	8	.160	.280	.222
P Tony Mullane	5	19	5	0	0	0	0	1	0	0	.263	.263	.263
Sub Will Foley	5	15	2	0	0	0	0	1	2	3	.133	.133	.235
P Jack Leary	3	11	3	2	1	1	0	4	1	1	.273	.545	.333
Sub Dan Stearns	3	11	1	1	1	0	0	0	0	2	.091	.182	.091
Sub Dan O'Leary	2	8	0	0	0	0	0	0	0	2	.000	.000	.000
P Will White	2	7	0	0	0	0	0	0	0	1	.000	.000	.000
Sub Mike Moynahan (2)	2	6	1	2	0	0	0	0	2	1	.250	.250	.250
Sub Billy Taylor (2)	1	4	2	0	2	0	0	1	0	0	.500	1.000	.500
Sub Sam Wise	1	4	2	0	0	0	0	0	0	2	.500	.500	.500
Sub George Bradley (1)	1	4	0	0	0	0	0	0	0	0	.000	.000	.000
	84	2995	780	439	131	53	17	351	136	250	.260	.357	.293

1B—Powell 55, Brown 27, Reilley 1, Dorgan 1, Knight 1

2B—Gerhardt 79, Troy 4, Knight 1

SS—Houck 75, Stearns 3, Reilley 3, Hanlon 2, Bradley 1

3B—Whitney 58, Troy 7, Foley 5, Bennett 5, Reilley 3, Dorgan 2, Moynahan 2, Wise 1, Taylor 1, Gerhardt 1

OF—Knight 82, Wood 80, Hanlon 74, Dorgan 5, Derby 4, Reilley 4, Bennett 3, O'Leary 2, Leary 2

C—Bennett 70, Reilley 10, Trott 6, Powell 1

P—Derby 56, Wiedman 13, Mountain 7, Mullane 5, White 2, Leary 2

	Pos	G	TC	PO	A	DP	E	PB	FA
Knight	RF	82	154	116	21	6	17	—	.890
Wood	LF	80	174	132	18	4	24	—	.862
Gerhardt	2B	79	552	259	242	62	51	—	.908
Houck	SS	75	379	88	241	40	50	—	.868
Hanlon	CF	74	174	141	15	4	18	—	.897
Bennett	C	70	523	418	85	6	20	38	.962

THE ANNUAL RECORD

	Pos	G	TC	PO	A	DP	E	PB	FA
Whitney	3B	58	252	73	141	10	38	—	.849
Derby	P	56	131	25	97	4	9	—	.931
Powell	1B	55	561	513	17	47	31	—	.945
Brown	1B	27	271	252	8	20	11	—	.959
Wiedman	P	13	18	3	15	0	0	—	1.000
Reilly	C	10	63	41	15	0	7	8	.889
		84	3575	2210	1027	80	338	49	.905

	G	IP	H	GS	CG	W	L	SO	BB	Sh	Sv	ERA	WP	HR
George Derby	56	494.2	505	55	55	29	26	212	86	9	0	2.20	14	3
Stump Wiedman	13	115	108	13	13	8	5	26	12	1	0	1.80	3	1
Frank Mountain	7	60	80	7	7	3	4	13	18	0	0	5.25	10	2
Tony Mullane	5	44	55	5	5	1	4	7	17	0	0	4.91	6	2
Will White	2	18	24	2	2	0	2	5	2	0	0	5.00	1	0
Jack Leary	2	13	13	2	1	0	2	2	2	0	0	4.15	0	0
		744.2	785	84	83	41	43	265	137	10	0	2.65	34	8

TROY

Bob Ferguson

Central Island Grounds (also known as Haymakers' Grounds)

	G	AB	H	R	2B	3B	HR	RBI	BB	SO	BA	SA	OBP
CF John Cassidy	84	370	82	57	13	3	1	11	18	21	.222	.281	.258
1B Roger Connor	85	367	107	55	17	6	2	31	15	20	.292	.387	.319
LF Pat Gillespie	84	348	96	43	14	3	0	41	9	24	.276	.333	.294
2B Bob Ferguson	85	339	96	56	13	5	1	35	29	12	.283	.360	.340
3B Frank Hankinson	84	321	62	34	15	0	1	19	10	41	.193	.249	.218
RF Jake Evans	83	315	76	35	11	5	0	28	14	30	.241	.308	.274
C Buck Ewing	67	272	68	40	14	7	0	25	7	8	.250	.353	.269
SS Ed Caskin	63	234	53	33	7	1	0	21	13	29	.226	.265	.267
C Bill Holbert	43	180	49	16	3	0	0	14	3	13	.272	.289	.284
P Tim Keefe	46	152	35	18	7	1	0	19	21	26	.230	.289	.324
P Mickey Welch	40	148	30	12	10	0	0	11	1	16	.203	.270	.208
	85	3046	754	399	124	31	5	255	140	240	.248	.314	.281

1B—Connor 85
 2B—Ferguson 85
 SS—Caskin 63, Ewing 22, Cassidy 1, Hankinson 1
 3B—Hankinson 84, Ewing 1
 OF—Gillespie 84, Cassidy 84, Evans 83, Holbert 3, Ewing 2, Keefe 1
 C—Ewing 44, Holbert 43
 P—Keefe 45, Welch 40

	Pos	G	TC	PO	A	DP	E	PB	FA
Connor	1B	85	922	836	40	51	46	—	.950
Ferguson	2B	85	572	263	254	47	55	—	.904
Hankinson	3B	84	353	151	169	21	33	—	.907
Gillespie	LF	84	210	180	16	5	14	—	.933
Cassidy	CF	84	187	143	20	0	24	—	.872
Evans	RF	83	190	145	31	5	14	—	.926

	Pos	G	TC	PO	A	DP	E	PB	FA
Caskin	SS	63	320	85	205	18	30	—	.906
Keefe	P	45	119	23	79	5	17	—	.857
Ewing	C	44	328	211	89	9	28	31	.915
"	SS	22	145	40	90	7	15		.897
Holbert	C	43	294	201	69	10	24	30	.918
Welch	P	40	66	20	39	3	7	—	.894
		85	3732	2380	1113	70	311	61	.917

	G	IP	H	GS	CG	W	L	SO	BB	Sh	Sv	ERA	WP	HR
Tim Keefe	45	403	434	45	45	18	27	103	83	4	0	3.24	13	4
Mickey Welch	40	368	371	40	40	21	18	104	78	4	0	2.67	11	7
		771	805	85	85	39	45	207	161	8	0	2.96	24	11

BOSTON

Harry Wright

South End Grounds I

	G	AB	H	R	2B	3B	HR	RBI	BB	SO	BA	SA	OBP
3B Ezra Sutton	83	333	97	43	12	4	0	31	13	9	.291	.351	.318
LF Joe Hornung	83	324	78	40	12	8	2	25	5	25	.241	.346	.252
1B John Morrill	81	311	90	47	19	3	1	39	12	30	.289	.379	.316
SS Ross Barnes	69	295	80	42	14	1	0	17	16	16	.271	.325	.309
P Jim Whitney	75	282	72	37	17	3	0	32	19	18	.255	.337	.302
2B Jack Burdock	72	282	67	36	12	4	1	24	7	18	.238	.319	.256
CF Bill Crowley	72	279	71	33	12	0	0	31	14	15	.254	.297	.290
C Pop Snyder	62	219	50	14	8	0	0	16	3	23	.228	.265	.239
Sub Pat Deasley	43	147	35	13	5	2	0	8	5	10	.238	.299	.263
P John Fox	30	118	21	8	0	0	0	4	0	11	.178	.178	.178
RF Fred Lewis	27	114	25	17	6	0	0	9	7	5	.219	.272	.264
Sub John Richmond	27	98	27	13	2	2	1	12	6	7	.276	.367	.317
P Bobby Mathews (2)	19	71	12	2	2	0	0	4	0	5	.169	.197	.169
Sub George Wright	7	25	5	4	0	0	0	0	3	1	.200	.200	.286
P Tommy Bond	3	10	2	0	0	0	0	0	0	0	.200	.200	.200
Sub Sam Wright	1	4	1	0	0	0	0	0	0	0	.250	.250	.250
Sub Joe Quinn (1)	1	4	0	0	0	0	0	0	0	0	.000	.000	.000
	83	2916	733	349	121	27	5	252	110	193	.251	.317	.279

1B—Morrill 74, Fox 6, Deasley 2, Whitney 2, Quinn 1

2B—Burdock 72, Barnes 7, Morrill 4, Snyder 1

SS—Barnes 63, Deasley 7, G. Wright 7, Richmond 2, Sutton 2, S. Wright 1, Snyder 1, Burdock 1

3B—Sutton 81, Morrill 2

OF—Hornung 83, Crowley 72, Lewis 27, Richmond 25, Mathews 18, Whitney 15, Fox 12, Deasley 7, Snyder 1

C—Snyder 60, Deasley 28

P—Whitney 66, Fox 17, Mathews 5, Bond 3, Morrill 3

	Pos	G	TC	PO	A	DP	E	PB	FA
Hornung	LF	83	229	198	19	5	12	—	.948
Sutton	3B	81	309	114	157	10	38	—	.877
Morrill	1B	74	805	743	37	32	25	—	.969
Burdock	2B	72	449	202	207	35	40	—	.911
Crowley	CF	72	167	130	17	5	20	—	.880

THE ANNUAL RECORD

	Pos	G	TC	PO	A	DP	E	PB	FA
Whitney	P	66	146	19	99	3	28	—	.808
"	RF@	15	10	6	1	0	3		.700
Barnes	SS	63	357	91	214	17	52	—	.854
Snyder	C	60	408	261	105	0	42	99	.897
Deasley	C	28	175	133	27	2	15	33	.914
Lewis	RF	27	49	35	6	1	8	—	.837
Richmond	RF@	25	65	59	4	1	2	—	.969
Mathews	RF@	18	33	24	3	0	6	—	.818
Fox	P	17	36	8	25	2	3	—	.917
"	CF@	12	23	15	3	1	5		.783
		83	3553	2190	1038	54	325	132	.909

	G	IP	H	GS	CG	W	L	SO	BB	Sh	Sv	ERA	WP	HR
Jim Whitney	66	552.1	548	63	57	31	33	162	90	6	0	2.48	46	6
John Fox	17	124.1	144	16	12	6	8	30	39	0	0	3.33	21	0
Tommy Bond	3	25.1	40	3	2	0	3	2	2	0	0	4.26	3	3
Bobby Mathews (2)	5	23	22	1	1	1	0	5	11	0	2*	3.17	2	0
John Morrill	3	5.2	9	0	0	0	1	0	1	0	1	6.35	0	0
		730.2	763	83	72	38	45	199	143	6	3	2.71	72	9

CLEVELAND

Mike McGeary (4-7) John Clapp (32-41)

Kennard Street Park

	G	AB	H	R	2B	3B	HR	RBI	BB	SO	BA	SA	OBP
1B Bill Phillips	85	357	97	51	18	10	1	44	5	19	.272	.387	.282
2B Fred Dunlap	80	351	114	60	25	4	3	24	18	24	.325	.444	.358
RF Orator Shaffer	85	343	88	48	13	6	1	34	23	20	.257	.338	.303
SS Jack Glasscock	85	335	86	49	9	5	0	33	15	8	.257	.313	.289
P Jim McCormick	70	309	79	45	9	4	0	26	5	16	.256	.311	.268
C John Clapp	68	261	66	47	12	2	0	25	35	6	.253	.314	.341
3B George Bradley (2)	60	241	60	21	10	1	2	18	4	25	.249	.324	.261
CF Jack Remsen	48	172	30	14	4	3	0	13	9	31	.174	.233	.215
P The Only Nolan	41	168	41	12	5	1	0	18	4	13	.244	.286	.262
C Doc Kennedy	39	150	47	19	7	1	0	15	5	13	.313	.373	.335
LF Mike Moynahan (1)	33	135	31	12	5	1	0	8	3	14	.230	.281	.246
Sub Billy Taylor (3)	24	103	25	6	1	0	0	12	0	8	.243	.252	.243
Sub Blondie Purcell (1)	20	80	14	3	2	1	0	4	6	8	.175	.225	.233
Sub Mike McGeary	11	41	9	1	0	0	0	5	0	6	.220	.220	.250
Sub Pop Smith (1)	10	34	4	1	0	0	0	3	0	8	.118	.118	.118
Sub Herm Doscher	5	19	4	2	0	0	0	0	0	2	.211	.211	.211
Sub Phil Powers	5	15	1	1	0	0	0	0	1	2	.067	.067	.125
Sub Rudy Kemmler	1	3	0	0	0	0	0	0	0	1	.000	.000	.000
		85	3117	796	392	120	39	282	132	224	.255	.326	.286

1B—Phillips 85

2B—Dunlap 79, Glasscock 6, McCormick 1

SS—Glasscock 79, Bradley 6

3B—Bradley 48, McGeary 11, Smith 10, Nolan 6, Doscher 5, Dunlap 1, Moynahan 1, Taylor 1, McCormick 1, Kennedy 1, Powers 1

OF—Shaffer 85, Remsen 48, Moynahan 32, Taylor 23, Clapp 21, Purcell 20, Nolan 14, McCormick 10, Kennedy 3, Bradley 1

C—Clapp 48, Kennedy 35, Powers 4, Kemmler 1

P—McCormick 59, Nolan 22, Bradley 6, Taylor 1

	Pos	G	TC	PO	A	DP	E	PB	FA
Phillips	1B	85	859	806	24	51	29	—	.966
Shaffer	RF	85	166	122	24	4	20	—	.880
Dunlap	2B	79	563	258	254	41	51	—	.909
Glasscock	SS	79	416	105	274	29	37	—	.911
McCormick	P	59	128	34	81	4	13	—	.898
"	LF@	10	25	16	7	0	2		.920
Clapp	C	48	319	211	73	8	35	53	.890
"	CF@	21	52	37	6	2	9		.827
Bradley	3B	48	178	78	76	4	24	—	.865
Remsen	CF	48	142	117	7	1	18	—	.873
Kennedy	C	35	264	207	36	4	21	29	.920
Moynahan	LF	32	77	65	3	2	9	—	.883
Taylor	OF@	23	64	51	4	1	9	—	.859
Nolan	P	22	41	9	28	0	4	—	.902
"	LF@	14	24	20	2	1	2		.917
Purcell	CF@	20	56	40	4	0	12	—	.786
McGeary	3B	11	29	8	13	1	8	—	.724
Smith	3B	10	37	16	15	0	6	—	.838
		85	3640	2278	1014	68	348	93	.904

	G	IP	H	GS	CG	W	L	SO	BB	Sh	Sv	ERA	WP	HR
Jim McCormick	59	526	484	58	57	26	30	178	84	2	0	2.45	24	4
The Only Nolan	22	180	183	21	20	8	14	54	38	0	0	3.05	10	3
George Bradley (2)	6	51	70	6	5	2	4	6	3	0	0	3.88	2	2
Billy Taylor (3)	1	3	0	0	0	0	0	2	1	0	0	0.00	0	0
		760	737	85	82	36	48	240	126	2	0	2.68	36	9

WORCESTER

Mike Dorgan (24-32) Harry Stovey (8-18)

Worcester Driving Park Grounds (also known as Agricultural Fairgrounds)

	G	AB	H	R	2B	3B	HR	RBI	BB	SO	BA	SA	OBP	
LF Buttercup Dickerson	80	367	116	48	18	6	1	31	8	8	.316	.406	.331	
3B Hick Carpenter	83	347	75	40	12	2	2	31	3	19	.216	.280	.223	
1B Harry Stovey	75	341	92	57	25	7	2	30	12	23	.270	.402	.295	
CF Pete Hotaling	77	317	98	51	15	3	1	35	18	12	.309	.385	.346	
2B George Creamer	80	309	64	42	9	2	0	25	11	27	.207	.249	.234	
C Doc Bushong	76	275	64	35	7	4	0	21	21	23	.233	.287	.287	
P Lee Richmond	61	252	63	31	5	1	0	28	10	10	.250	.278	.279	
UT Mike Dorgan (1)	51	220	61	36	5	0	0	18	8	4	.277	.300	.303	
SS Arthur Irwin	50	206	55	27	8	2	0	24	7	4	.267	.325	.291	
RF Fred Corey	51	203	45	22	8	4	0	10	5	10	.222	.300	.240	
Sub Candy Nelson	24	103	29	13	1	0	1	15	5	6	.282	.320	.315	
P Harry McCormick	12	45	6	1	0	0	0	3	5	6	.133	.133	.220	
Sub Pop Smith (3)	11	41	3	1	0	0	0	2	3	5	.073	.073	.136	
Sub Billy Taylor (1)	6	28	3	3	1	0	0	2	0	2	.107	.143	.107	
Sub Lip Pike	5	18	2	1	0	0	0	0	4	3	.111	.111	.273	
Sub Charlie Reilly (2)	2	8	3	2	0	0	0	1	0	1	.375	.375	.375	
Sub Joe Quinn (2)	2	7	1	0	0	0	0	1	1	2	.143	.143	.250	
Sub Asa Stratton	1	4	1	0	0	0	0	0	0	2	.250	.250	.250	
Sub Marty Flaherty	1	2	0	0	0	0	0	0	0	2	.000	.000	.000	
		83	3093	781	410	114	31	7	277	121	169	.253	.316	.281

THE ANNUAL RECORD

1B—Stovey 57, Dorgan 26
 2B—Creamer 80, Smith 3
 SS—Irwin 50, Nelson 24, Corey 7, Dorgan 2, Stratton 1
 3B—Carpenter 83
 OF—Dickerson 80, Hotaling 74, Corey 25, Dorgan 23, Stovey 18, Richmond 11, Smith 8, Taylor 5, Pike 5, Flaherty 1
 C—Bushong 76, Hotaling 3, Quinn 2, Reilley 2
 P—Richmond 53, Corey 23, McCormick 9, Taylor 1

	Pos	G	TC	PO	A	DP	E	PB	FA
Carpenter	3B	83	369	141	172	14	56	—	.848
Creamer	2B	80	529	230	248	39	51	—	.904
Dickerson	LF	80	203	153	28	6	22	—	.892
Bushong	C	76	536	368	124	10	44	53	.918
Hotaling	CF	74	189	142	21	2	26	13	.862
Stovey	1B	57	606	562	16	26	28	—	.954
"	RF@	18	35	30	1	0	4	—	.886
Richmond	P	53	126	18	100	3	8	—	.937
"	RF@	11	14	8	1	1	5	—	.643
Irwin	SS	50	241	50	155	11	36	—	.851
Dorgan	1B	26	321	298	8	12	15	—	.953
"	RF	23	55	41	7	1	7	—	.873
Corey	RF@	25	52	37	6	1	9	—	.827
"	P	23	46	13	31	1	2	—	.957
Nelson	SS	24	127	20	94	6	13	—	.898
		83	3635	2196	1086	50	353	76	.903

	G	IP	H	GS	CG	W	L	SO	BB	Sh	Sv	ERA	WP	HR
Lee Richmond	53	462.1	547	52	50	25	26	156	68	3	0	3.39	24	7
Fred Corey	23	188.2	231	21	20	6	15	33	31	1	0	3.72	8	3
Harry McCormick	9	78.1	89	9	9	1	8	7	15	1	0	3.56	3	1
Billy Taylor (1)	1	8	15	1	0	0	1	0	6	0	0	7.88	2	0
		737.1	882	83	80	32	50	196	120	5	0	3.54	37	11

THE REBEL LEAGUES ERA

(1882–91)

Between 1869 and the close of the nineteenth century nearly 900 professional baseball franchises were launched; more than three-quarters of them went belly-up in two years or less, and only 50 lasted as long as six years. Six of the 50 teams that had a significant life span were the six original American Association entrants in 1882—Cincinnati, St. Louis, Philadelphia, Baltimore, Louisville and Pittsburgh. Actually all but Philadelphia survived at least until 1899. They were joined in 1884 by Brooklyn, giving the rebel Association seven long-lived franchises while only four of the eight National League franchises that same season were still extant by the end of the 1880s, let alone the 1890s.

Considering the multitude of failures even on the major league level, professional baseball's appeal to investors in the nineteenth century was remarkable. The most fertile period for attracting entrepreneurs came during the ten years between 1882 and 1891 when the upstart Association fought the National League to the death for the right to coexist as a major league. Largely due to the Association's contributions, the ten seasons it was alive are known as baseball's "Golden Age." The professional game exploded from one eight-team league at the start of the 1880s to 17 leagues just seven years later. The decade also introduced much of the flavor that the game still conveys today. Inaugurated were the first postseason "World's Series" between two rival major leagues, the notion that preseason training might be conducted most productively in the sunny South, and inning-by-inning reports from the Western Union telegraph company enabling fans in all parks to follow the progress of other games of interest on rudimentary scoreboards, known then as "bulletin" boards. Even the term "fan," according to one theory, was first coined in 1883 by St. Louis Browns manager Ted Sullivan, who in later years offered no fewer than three different explanations for how he hit upon the word to depict baseball-crazed spectators. Meanwhile the standard equipment for the average fan at a Browns' game became a stein of beer, a sausage in a roll, and a scorecard with his favorite Browns player pictured on the cover. Though National League teams offered their customers some of these same condiments, their games by and large were not as much fun, and it was this distinction that gave the Association its staying power.

Conflicts over the control of baseball that pitted the entrenched National League against one challenger after another would mark the course of the national pastime from 1877 until 1901 and the climactic showdown with the American League. The first war came with the player-run International Association. After the players lost this three-year battle in 1879 when the Reserve Clause was devised, some five years would pass before a new champion of the rank and file appeared. In 1884 the Union Association surfaced as a major league expressly—or so its promoters said—to crusade against the Reserve Clause. Though the Union leaders were called “Onions” and otherwise treated pejoratively by the media, they shook the establishment to its roots with their player raids. The Union Association’s demise in January 1885 after only one season was largely traceable to the same two failings that had undermined the International Association—glaring competitive imbalance and too many teams in small market areas.

Still hoping to escape the tyranny of the Reserve Clause, the players formed their own trade union or “Brotherhood” that same year, and in 1890 they struck by forming the Players League and engineering “Baseball’s Great Rebellion.” Using the lessons learned from the abortive International Association and Union Association experiments, Players League founders installed franchises only in large population centers and took the precaution of organizing them as stock companies, with players and investors equal shareholders. Notwithstanding its seemingly solid base, the Players League went the way of the International Association and the Union Association, lasting only one season before agreeing to an almost unconditional surrender.

The American Association survived ten times longer than either of the other two rebel federations during its lifetime not because it was sounder financially or because its progenitors had greater business acumen. It endured, if anything, in spite of the shaky financial underpinnings and inept business practices of many of its teams. It endured because it offered accoutrements that National League teams either could not or would not give their patrons. In the fullness of time, the American Association would leave an irrevocable stamp on the game by introducing affordable ticket prices for the workingman, a carousel atmosphere at its ballparks, and Sunday games. It would also bring about revolutionary umpiring and rule reforms and—for a brief while anyway—would be the only major league from 1871 on, until the arrival in 1947 of Jackie Robinson, to employ African-American players.

While the founder of every other major league is known beyond all doubt, exactly who sired the American Association will probably always remain a mystery. The most credible tale is that “Hustling Horace” Phillips, the original manager of the Troy club in the National League, and Opie Caylor, a Cincinnati lawyer and newspaperman, put their heads together in a Philadelphia hotel room one September night in 1881. Phillips was living in the City of Brotherly Love at the time and running the Philadelphias baseball club, and Caylor had helped put together a

semipro team in Cincinnati. Both found it intolerable that their respective cities were without major league teams at the moment, and they realized, as the night wore on, that they were of a similar mind in their thirst for remedying that. The following morning they embarked on a telegram scheme that lured more than a dozen baseball-minded men to a preliminary meeting in Pittsburgh on October 10, 1881. Some three weeks later, on November 2 at Cincinnati's Gibson House Hotel, the American Association was officially born. Since beer or liquor money was behind all six of its founding teams, National League adherents jeeringly dubbed the rebel group "The Beer and Whisky League." The elder loop also took great solace in the fact that the Association club directors were cut from decidedly rough cloth. The Philadelphia entry, after freezing out Phillips, was run by a trio that included sporting goods salesman Bill Sharsig; Charlie Mason, an ex-player and the owner of a saloon and bookie joint; and Lew Simmons, a minstrel show producer and performer. Chris Von der Ahe, a Prussian immigrant, operated a brewery in St. Louis, and Louisville, Baltimore, Cincinnati and the Allegheny club from the Pittsburgh area also were run by coalitions of retail merchants, saloonists and brewers.

But if National League owners viewed their Association counterparts as *déclassé*, they could not dismiss the Association's performance once its teams actually started play. In 1882 the Association became the first professional league, major or minor, to boast of having played a full schedule in its initial season without any franchise transfers or casualties. Even more to the mark, the Association was a sparkling success at the box office as all six of its teams made money and in the process had a higher combined attendance than the National League's eight teams. Uniformly arrogant and militant just a few months earlier, several League owners now were ready to capitulate to the Association. Others simply wanted peaceful coexistence. Wiser heads, like Chicago's Al Spalding, counseled that the long view dictated the League offer the Association an olive branch in one hand while keeping the other behind its back.

1882

CINCINNATI REDUX

Before commencing operations as a rival major league, the American Association had elected to adopt a different rulebook than the National League. The two circuits would remain at variance until 1887. Among the more significant points of departure in 1882 were that the Association condoned the sale of liquor in its member parks and scheduled games on Sundays in cities where permitted by law. The Association also allowed its member clubs to set their own minimum and maximum admission prices and espoused a different ball. For its first official ball the Association chose the Mahn ball, the same brand the League had used prior to adopting the Spalding ball in 1879.

The Association later decided the Mahn ball was inferior and changed to a ball made by Al Reach, an early-day player turned sporting goods magnate who was also given the task of issuing the Association's annual guide. But while the Mahn ball at least survived the 1882 season, several of the Association's quarrels with tradition were scrapped almost before they got off the launching pad. Primary among them was a shamefaced decision to respond to threats of legal and economic retaliation from League moguls by retracting a November 1881 pledge to reinstate players such as Charley Jones and Joe Gerhardt whom the League, for various reasons, had blacklisted. A second Association deviation that suffered a quick death was the notion of adorning all six of its teams in identical multihued silk uniforms, with each player's blouse color corresponding to his position. The League, fearing that this innovation, however bizarre it seemed, might get a positive reception from the public, also voted to adopt color-coded uniforms at its annual meeting in Chicago on December 9, 1881, the last session over which William Hulbert presided before his death on April 10, 1882.

The uniform experiment ended abruptly after a string of comical on-field incidents made it apparent that fans and players alike were too often confused about who was friend and who was foe. Having been burned once, League moguls reverted to a watch-and-wait policy in early July

THE AMERICAN ASSOCIATION'S PLAYER COMPOSITION IN 1882

The six teams that answered the gong for the American Association's first season were as disparate in their composition as they were in their performance. Although the champion Cincinnati Red Stockings had the highest percentage of players with previous major league experience—11 of 15—they did not have the most former major leaguers. Of the 20 players who wore a Pittsburgh uniform at one time or another during the 1882 season, 15 had seen earlier major league action. As should be expected, last-place Baltimore had 17 players completely new to the majors among its cast of 23, but Louisville, which finished third, also had 17 raw recruits. The difference was that many of Louisville's novices had played together on the Eclipse team for several years before it joined the Association. Here's the complete breakdown:

	Players in 1882	ML Experience	Percentage
Cincinnati	15	11	.73
Pittsburgh	20	15	.67
St. Louis	22	9	.41
Philadelphia	24	9	.38
Baltimore	23	6	.26
Louisville	21	4	.19

when the Association broke with the tradition of allowing the home team to pick the umpire for each game and selected three men who had no affiliations with any particular team to serve as full-time salaried umpires for the rest of the season. Realizing this was an innovation that would heighten both the status and the standard of officiating, the League promptly copied its junior, and within a few years all professional leagues had joined in hiring a staff of umpires prior to each season.

In the quality of play its teams exhibited, the Association was not nearly so precocious in its first season. The Cincinnati Red Stockings, piloted by catcher Pop Snyder, the lone established player to abandon the League and sign with a rebel Association team, featured three regulars from the 1880 Cincinnati team that had been expelled by the League, and eight of the club's other performers, including Snyder, had previous major league experience. As a result Cincinnati, despite a dispiriting rash of preseason injuries and thrashings by League teams in exhibition games, swiftly got on track once the opening bell rang. By the end of June the Red

FAMOUS FIRSTS III

From 1882 until the close of the 1886 season, players in the American Association operated under a different set of rules than their National League elders. A fascinating and far-reaching application of one of the rule differences occurred in the Association's first no-hit game on September 11, 1882. With Cincinnati on the verge of clinching the first Association pennant and 1,922 expectant Queen City fans on hand, Tony Mullane of Louisville put up a momentary roadblock by holding the Red Stockings hitless while blanking them 2-0.

Uneventful as the box score makes Mullane's no-hitter seem, it was nearly lost at the last turn. After Mullane retired the first two Cincinnati hitters in the 9th, most of the crowd started toward the exits when Pop Snyder lifted an easy fly to John Reccius in center field. Reccius returned everyone to his seat, however, by muffing the ball. Perched on first base, Snyder then tried to rattle Mullane, as he had done the entire game, by complaining to umpire Mike Walsh that Mullane was bringing his arm above his shoulder illegally as he delivered the ball to the plate. Walsh would have none of it, though, nor would Mullane. Keeping his cool, the Louisville ace preserved his no-hitter by inducing Dan Stearns, the potential tying run, to hit a bouncer that forced Snyder at second base.

Among the Eclipse players who mobbed Mullane to congratulate him on the first Association no-hitter was Pete Browning, himself the perpetrator just minutes earlier of an Association first that would, in the full scheme of things, have wider implications than Mullane's. In the 8th inning Browning had become the first, and quite probably the only, Association player to reach base safely after singling and yet not be credited with a hit because he was ruled out for being an illegal base runner. Losing that hit would cost Browning dearly, we will learn, but here, first, is how it happened: By 1882 the National League had eliminated substitute runners for injured players, but the American Association still allowed them if both captains consented to it. Prior to Mullane's no-hit game, Snyder, Cincinnati's captain, had agreed to Louisville captain Denny Mack's plea to let Guy Hecker run for Browning, who had a pulled leg muscle. Consequently each time Browning came to bat, Hecker stood behind him and behind home plate, poised to run as soon as the ball was struck. Until the 8th inning Will White held Browning hitless, but then in his final at bat the Association's top hitter in 1882 lined sharply to right field. Forgetting the situation in his excitement, Browning bolted out of the batter's box and Hecker, perplexed, stopped running.

After Browning reached base safely and the ball was returned to the pitcher's box, Snyder signaled White to throw it to first baseman Stearns. Once Stearns tagged the bag, Walsh called Browning out, ruling that Hecker was the proper base runner. The lost hit had no bearing on either the game or the 1882 Association batting race. Browning won by 36 points with a .378 average (109 for 288) instead of the .382 he ought to have hit. That lost hit was costly, though, in a more important respect. Browning's career batting average is .34149. Restoring that lost hit would hike it to .34170, which rounds off to .342 and would tie Browning with Dan Brouthers for the highest career batting average among players active primarily before 1893, when the pitching distance was lengthened. If Browning shared now in that distinction, would it matter to enough of the people

who control which players get into the Hall of Fame? Probably not. Actually Browning's 1882 average was carried for years as .382 (110 for 288), and in early editions of the Macmillan encyclopedia, he and Brouthers both had .343 career marks. Being tied with Brouthers didn't help him make the Hall of Fame then, and it wouldn't now, but that lost hit matters nonetheless. Every lost hit matters. Ask Jerry Goff, the Houston Astros catcher who lost a game-winning hit to an equally bizarre umpire's interpretation of the rules on July 6, 1995. With the score tied, the bases full and one out in the bottom of the 12th inning, Goff lined a hit to center field, winning the game. However, when San Diego centerfielder Steve Finley rifled the ball to second base, the umpire there signaled a force-out even though the winning run had already crossed the plate and the out meant nothing. Surely Goff would answer that on September 11, 1882, Pete Browning deserved a single in the 8th inning, end of argument.

Stockings had slipped past the Philadelphia Athletics and grabbed first place at 20-10. Cincinnati then went on a tear, playing .700 ball over the remaining 50 games to win the first Association pennant by a whopping 11 and a half lengths.

The League race, in sharp contrast, was a dogfight until the last week. No fewer than six of the eight senior loop teams finished above .500, and Troy, in seventh place, had a respectable .422 winning percentage despite undergoing a 16-game losing streak. Only last-place Worcester destroyed the benchmark parity the League had paraded the previous year. When Buttercup Dickerson, Worcester's best hitter in 1881, was blacklisted for chronic drunkenness and Doc Bushong batted .158, awful even for a catcher, the Massachusetts club got off to a 9-32 start under Freeman Brown, formerly the club's secretary-treasurer, and never recovered. Worcester's .214 winning percentage was the poorest of any major league team's since 1876.

At the opposite end of the ladder, Chicago and Providence gradually drew away from the pack and by Labor Day the race had become a two-team fight. Seeking their third straight flag, the White Stockings made only one change in the batting order that had produced 23% more



A collage of the 1882 Buffalo Bisons. Clockwise from top: Hardy Richardson, Davy Force, Pud Galvin, Deacon White, Blondie Purcell, Tom Dolan, Jack Rowe and Curry Foley. Center, clockwise from top: Jim O'Rourke, Dan Brouthers and Hugh "One Arm" Daily. Richardson, White, Rowe and Brouthers gained renown as the second "Big Four" three years later when they were packaged and sold to Detroit after the Buffalo franchise slid into bankruptcy. Force's career path is an almost perfect reflection of how much the style of play had changed by the time the NA gave way to the NL. In his five NA seasons, Force averaged .335; beginning in 1876, his career BA fell precipitously almost every year thereafter as he averaged just .211 in his 10 NL seasons.

IRON MAN WHITING

In 1882 rookie Ed Whiting was behind the plate in 72 of Baltimore's 74 games and played the outfield in the Orioles' other two contests. Impressive as his "iron man" catching performance was, it was not without precedent. Just three years earlier, on June 25, 1879, John Clapp of Buffalo had ended a record-setting skein of 212 consecutive games played, most of them behind the bat. The following season Emil Gross caught every inning of every game for Providence and was also the only Gray to play in all of his team's 87 championship contests.

While Whiting's performance in 1882 was not as sustained as Clapp's or Gross's, he accomplished something that was done only once thereafter in the nineteenth century. In the American Association's inaugural season, Whiting became the next-to-last catcher in the 1800s to lead his team in at bats. Previously a fair number of catchers had led in at bats, and there were even instances in the National Association's early years when a pitcher led his team in at bats. In 1883, however, the schedule in both major leagues was expanded to 98 games, and by 1887 teams in both circuits were playing 140 games. For the remainder of the 1800s, with a couple of notable exceptions, catchers seldom worked more than two-thirds of the time, and that remained true until fairly late in the twentieth century. Not until 1944 did a twentieth-century catcher, Frankie Hayes, who tied an all-time record by catching every inning that season, succeed in leading his team, the Philadelphia A's, in at bats.

A list of nineteenth century catchers and pitchers who led their teams in at bats, excluding those who played five or more full games at other positions or were on teams that failed to play a complete season is shown below:

	Po	Team	League	Year	G	AB	BA
Mike McGeary	C	Troy	NA	1871	29	148	.264
Deacon White	C	Cleveland	NA	1871	29	146	.322
Cherokee Fisher	P	Rockford	NA	1871	25	123	.228
Tom Barlow	C	Atlantics	NA	1873	55	271	.273
Al Spalding	P	Boston	NA	1874	71	359	.379
John Clapp	C	St. Louis	NL	1876	64	298	.305
Jim Devlin	P	Louisville	NL	1876	68	298	.315
Ed Whiting	C	Baltimore	AA	1882	74	308	.260
Deacon McGuire	C	Washington	LA	1895	132	533	.336

runs than any other team in 1881. Joe Quest, the lone weak link, was benched, and Tom Burns vacated shortstop to take Quest's spot at second base, with Mike Kelly moving from right field to play short and Hugh Nicol escaping the bench to take over in right. For the third season in a row Fred Goldsmith and Larry Corcoran split the pitching load, working all but three of the

innings Chicago played. In 1882 the burden was so evenly shared that Goldsmith collared 28 wins and Corcoran 27, but Chicago was no longer alone in realizing the game had changed to a point where a team now needed two frontline pitchers. Both Providence and Boston very narrowly missed also having a pair of 20-game winners, and only Cleveland and Worcester still relied almost entirely on one arm.

Providence's ace was now Charley Radbourn, whose 33 wins in 1882 were second in the League only to the 36 Jim McCormick racked up for Cleveland. But as in 1881, negligible offensive contributions from their shortstop doomed the Grays. Still, even with George Wright hitting .162 after coming out of retirement in mid-June, Providence finished just three games behind Chicago and might have won out but for a crucial late-season loss to the White Stockings on Wright's two-run throwing error. The Grays argued, though, that what really doomed them was a controversial schedule change that switched the final three games of the season between Buffalo and Chicago from the Bisons' home park to the Windy City. Faced with a storm of protest from the Rhode Island capital, Al Spalding, who had assumed the White Stockings presidency upon Hulbert's death, wilted and agreed to launch a best-of-9 postseason series in Providence, with the winner declared the undisputed 1882 League champion.

First, however, Chicago journeyed to Cincinnati for two games with the Association champion Red Stockings. The pair of clashes were the first in history between pennant winners from rival major leagues and resulted in an inconclusive 1-1 split. Cap Anson, perhaps overconfident, left Kelly behind in New York, where the White Stockings had finished their regular season schedule two days earlier, and put Corcoran at short in the opener. After losing 4-0 to Will White, Anson sent Corcoran to the box the following afternoon and got a measure of revenge when two unearned runs in the first inning was all the cushion Corcoran needed in blanking White 2-0. Contrary to the popular tale that Association president Denny McKnight halted the inter-league affair by threatening to expel Cincinnati if it continued, there was never a plan to play more than two games. Newspaper accounts, in fact, bewailed the impossibility of playing a rubber game because both teams had other commitments.



O. P. "Opie" Caylor. Enemies (and there were many) said his initials stood for Offensive Partisan. Fellow Cincinnati baseball organizer Justus Thorner described him as looking "like a rotten tomato on the end of a corn stalk." Caylor died in 1897 in Minnesota among strangers after leaving his wife and children behind in New York in a valiant but hopeless bid to recover from consumption. At his funeral, Phillies owner John I. Rogers eulogized, "Those who first met him wondered at his frail and diminutive body which casketed the intellect of a giant." Henry Chadwick also gave a long eulogy for Caylor, one of the founders of the American Association and the writer who was at once despised, revered, feared and admired but never boring. It is one of the great baseball shames that Caylor's writings on the game remain uncollected.

The White Stockings, seemingly, were at full strength for their battle with Providence, but the first three games of the postseason match aroused suspicion. When Anson unaccountably played several of his regulars out of position and Chicago fell behind 3-0 in the series, many observers accused the White Stockings of trying to prolong the affair in order to maximize gate receipts. After Chicago evened the fray at 4-all, the results seemed to support skeptics. A 19-7 slaughter of the Grays in the ninth and deciding game on October 24 at Fort Wayne, Indiana, brought the series to a merciful if unsavory end and made the White Stockings the first team to claim three straight League championships.

The previous day, October 23, at its season-ending meeting, the Association had expanded to eight teams for the 1883 season by enlisting Columbus as a sop to Horace Phillips, whose proposed Philadelphia entry had been frozen out of the original loop setup, and the New York Metropolitans, for several years one of the strongest independent teams in the country. Now that Hulbert was dead, the League was no longer slave to his bias against the nation's two largest cities, New York and Philadelphia, dating back to their expulsion in 1876. Anticipating the Association's move, acting League president Arthur Soden fought to put new franchises in New York and Philadelphia near the close of the 1882 season by jettisoning 7th-place Troy and last-place Worcester. Though the League's two smallest cities violently protested their ouster, their cause got little sympathy when final attendance figures revealed they drew fewer than 40,000 combined in 1882, capped by "crowds" of six and 18, respectively, in the two concluding games of their League tenure against one another at Worcester.

THE SEASONAL RECORD

NATIONAL LEAGUE

	G	W	L	Pct	H	R	GB	Attendance
1. Chicago White Stockings	84	55	29	.655	35-10	20-19	—	125,452
2. Providence Grays	84	52	32	.619	30-12	22-20	3	57,477
3. Boston Red Caps	85	45	39	.536	27-15	18-24	10	50,971
Buffalo Bisons	84	45	39	.536	26-13	19-26	10	28,000
5. Cleveland Blues	84	42	40	.512	21-19	21-21	12	30,000
6. Detroit Wolverines	86	42	41	.506	24-18	18-23	12.5	75,000
7. Troy Trojans	85	35	48	.422	22-20	13-28	19.5	26,488
8. Worcester Worcesters	84	18	66	.214	12-30	6-36	37	11,000

	Chi	Pro	Buf	Det	Tro	Bos	Cle	Wor	Tot
Chicago	—	8	6	6	9	8	9	9	55
Providence	4	—	6	6	8	9	9	10	52
Boston	6	6	—	7	7	8	4	7	45
Buffalo	6	6	5	—	6	5	6	11	45
Cleveland	3	4	5	6	—	4	9	11	42
Detroit	4	3	4	7	7	—	8	9	42
Troy	3	3	8	6	2	4	—	9	35
Worcester	3	2	5	1	1	3	3	—	18
	29	32	39	39	40	41	48	66	334

SEASON LEADERS

Batting Average (200 ABs)

1. Brouthers, Buffalo	.368
2. Anson, Chicago	.362
3. Connor, Troy	.330
4. Start, Providence	.329
5. J. Whitney, Boston	.323

Slugging Average

1. Brouthers, Buffalo	.547
2. Connor, Troy	.530
3. J. Whitney, Boston	.510
4. Anson, Chicago	.500
5. Hines, Providence	.467

On-Base Percentage

1. Brouthers, Buffalo	.403
2. Anson, Chicago	.397
3. J. Whitney, Boston	.382
4. Gore, Chicago	.369
5. Connor, Troy	.354

Total Bases

1. Brouthers, Buffalo	192
2. Connor, Troy	185
3. Hines, Providence	177
4. Anson, Chicago	174
5. Dalrymple, Chicago	167

Home Runs

1. Wood, Detroit	7
2. Muldoon, Cleveland	6
Brouthers, Buffalo	6
4. Four with	5

RBI

1. Anson, Chicago	83
2. Brouthers, Buffalo	63
3. Williamson, Chicago	60
4. Richardson, Buffalo	57
5. M. Kelly, Chicago	55

Hits

1. Brouthers, Buffalo	129
2. Anson, Chicago	126
3. Dalrymple, Chicago	117
Hines, Providence	117
Start, Providence	117
Hornung, Boston	117
Gore, Chicago	117

Runs

1. Gore, Chicago	99
2. Dalrymple, Chicago	96
3. Stovey, Worcester	90
4. M. Kelly, Chicago	81
5. Purcell, Buffalo	79

Bases on Balls

1. Gore, Chicago	29
2. Williamson, Chicago	27
Shaffer, Cleveland	27
4. Hanlon, Detroit	26
5. Sutton, Boston	24
J. Whitney, Boston	24

Strikeouts

1. Flint, Chicago	50
2. Galvin, Buffalo	49
3. Denny, Providence	46
Keefe, Troy	46
5. Wise, Boston	45

OPS

1. Brouthers, Buffalo	.950
2. Anson, Chicago	.897
3. J. Whitney, Boston	.892
4. Connor, Troy	.884
5. Hines, Providence	.793

PITCHING

Wins

1. J. McCormick, Cleveland	36
2. Radbourn, Providence	33
3. Goldsmith, Chicago	28
Galvin, Buffalo	28
5. Corcoran, Chicago	27

Losses

1. L. Richmond, Worcester	33
2. J. McCormick, Cleveland	29
3. Keefe, Troy	26
4. Galvin, Buffalo	22
5. J. Whitney, Boston	21

Innings

1. J. McCormick, Cleveland	595.2
2. Radbourn, Providence	466
3. Galvin, Buffalo	440.1
4. J. Whitney, Boston	420
5. Wiedman, Detroit	411
L. Richmond, Worcester	411

Complete Games

1. J. McCormick, Cleveland	65
2. Radbourn, Providence	50
3. Galvin, Buffalo	48
4. J. Whitney, Boston	46
5. Goldsmith, Chicago	45

Strikeouts

1. Radbourn, Providence	201
2. J. McCormick, Cleveland	200
3. Derby, Detroit	182
4. J. Whitney, Boston	180
5. Corcoran, Chicago	170

Winning Percentage (20 decisions)

1. Corcoran, Chicago	.692
2. Radbourn, Providence	.635
3. Goldsmith, Chicago	.622
4. Ward, Providence	.594
5. Mathews, Boston	.559

ERA (84 innings)

1. Corcoran, Chicago	1.95
2. Radbourn, Providence	2.11
3. J. McCormick, Cleveland	2.37
4. Goldsmith, Chicago	2.42
5. Keefe, Troy	2.49

Lowest OOBP

1. Corcoran, Chicago	.234
2. Mathews, Boston	.246
3. Radbourn, Providence	.247
4. Wiedman, Detroit	.253
5. Goldsmith, Chicago	.254

Lowest OBA

1. Corcoran, Chicago	.200
2. Radbourn, Providence	.226
3. Mathews, Boston	.232
Ward, Providence	.232
5. Daily, Buffalo	.234

FIELDING

Putouts

1B

Start, Providence	905
Brouthers, Buffalo	882
Phillips, Cleveland	827

Assists

Anson, Chicago	27
Phillips, Cleveland	24
Start, Providence	21

Fielding Average

Brouthers, Buffalo	.9741
Start, Providence	.9737
Phillips, Cleveland	.971

2B

Richardson, Buffalo	275
Dunlap, Cleveland	268
Ferguson, Troy	247

Dunlap, Cleveland	297
Creamer, Worcester	283
Jack Farrell, Providence	283

Burdock, Boston	.932
Ferguson, Troy	.914
Burns, Chicago	.911

3B

Denny, Providence	136
Williamson, Chicago	108
Sutton, Boston	98

Williamson, Chicago	210
Denny, Providence	206
Irwin, Worcester	147

Williamson, Chicago	.881
Muldoon, Cleveland	.880
Denny, Providence	.861

SS

Pfeffer, Troy	161
Glasscock, Cleveland	111
Wise, Boston	84

Glasscock, Cleveland	311
Pfeffer, Troy	276
Force, Buffalo	209

Force, Buffalo	.908
Glasscock, Cleveland	.900
Pfeffer, Troy	.857

RF

Evans, Worcester	131
Foley, Buffalo	118
Knight, Detroit	112

Evans, Worcester	31
Nicol, Chicago	27
Knight, Detroit	25

Evans, Worcester	.910
Knight, Detroit	.862
Roseman, Troy	.853

CF

Hanlon, Detroit	194
Gore, Chicago	153
Hines, Providence	151

Gore, Chicago	23
Hanlon, Detroit	19
Hotaling, Boston	16

Hanlon, Detroit	.887
Jim O'Rourke, Buffalo	.866
Hotaling, Boston	.865

LF

Hornung, Boston	191
Dalrymple, Chicago	185
Wood, Detroit	161

Esterbrook, Cleveland	15
Hornung, Boston	14
Wood, Detroit	14

Hornung, Boston	.932
Esterbrook, Cleveland	.893
Wood, Detroit	.884

Putouts		Assists		Fielding Average	
C					
Bennett, Detroit	446	Holbert, Troy	124	Deasley, Boston	.958
Flint, Chicago	440	Bushong, Worcester	101	Rowe, Buffalo	.950
Deasley, Boston	357	Flint, Chicago	91	Bennett, Detroit	.945
P					
J. McCormick, Cleveland	43	J. McCormick, Cleveland	100	Derby, Detroit	.957
Wiedman, Detroit	35	L. Richmond, Worcester	97	Goldsmith, Chicago	.939
Keefe, Troy	32	Radbourn, Providence	92	Ward, Providence	.938
Double Plays		Errors		TC/Game	
1B					
Phillips, Cleveland	55	Anson, Chicago	45	Start, Providence	11.6
Start, Providence	54	Powell, Detroit	44	Phillips, Cleveland	11.2
Anson, Chicago	42	Morrill, Boston	28	Brouthers, Buffalo	11.0
2B					
Dunlap, Cleveland	62	Jack Farrell, Providence	71	Dunlap, Cleveland	7.5
Creamer, Worcester	50	Richardson, Buffalo	63	Richardson, Buffalo	7.4
Jack Farrell, Providence	41	Dunlap, Cleveland	63	Creamer, Troy	7.1
3B					
Williamson, Chicago	16	Denny, Providence	55	Denny, Providence	4.7
Muldoon, Cleveland	12	Irwin, Worcester	45	Williamson, Chicago	4.3
Ewing, Troy	11	Williamson, Chicago	43	Muldoon, Cleveland	4.1
SS					
Glasscock, Cleveland	40	Pfeffer, Troy	73	Pfeffer, Troy	6.1
Pfeffer, Troy	35	Wise, Boston	49	Glasscock, Cleveland	5.7
Wright, Providence	16	Glasscock, Cleveland	47	Force, Buffalo	5.0
RF					
Foley, Buffalo	7	Shaffer, Cleveland	31	Evans, Worcester	2.6
Roseman, Troy	6	Foley, Buffalo	28	Foley, Buffalo	2.0
Ward, Providence	3	Roseman, Troy	22	Shaffer, Cleveland	1.89
CF					
Hanlon, Detroit	8	Gore, Chicago	33	Hanlon, Detroit	2.9
Gore, Chicago	5	Hanlon, Detroit	27	Gore, Chicago	2.5
Hotaling, Boston	5	Hines, Providence	27	Hines, Providence	2.4
LF					
Wood, Detroit	8	Purcell, Buffalo	34	Esterbrook, Cleveland	2.9
Esterbrook, Cleveland	6	Gillespie, Troy	32	Hornung, Boston	2.62
Dalrymple, Chicago	4	Dalrymple, Chicago	27	Dalrymple, Chicago	2.62
Hornung, Boston	4				
C					
Holbert, Troy	13	Bushong, Worcester	47	Bennett, Detroit	8.4
Bennett, Detroit	8	Holbert, Troy	45	Deasley, Boston	7.7
Bushong, Worcester	8	Briody, Cleveland	37	Gilligan, Providence	7.3
Gilligan, Providence	8	Flint, Chicago	37		

Leaders in Passed Balls: Briody, Cleveland (70); Flint, Chicago (64); Bushong, Worcester (56)

P					
Bradley, Cleveland	5	L. Richmond, Worcester	14	Bradley, Cleveland	3.2
Keefe, Troy	4	J. McCormick, Cleveland	13	Keefe, Troy	3.1
Welch, Troy	4	J. Whitney, Boston	13	Ward, Providence	2.9
Ward, Providence	4				

CHICAGO

Cap Anson

Lake Front Park

	G	AB	H	R	2B	3B	HR	RBI	BB	SO	BA	SA	OBP
LF Abner Dalrymple	84	397	117	96	25	11	1	36	14	18	.295	.421	.319
SS Mike Kelly	84	377	1115	81	37	4	1	55	10	27	.305	.432	.323
CF George Gore	84	367	117	99	15	7	3	51	29	19	.319	.422	.369
2B Tom Burns	84	355	88	55	23	6	0	48	15	28	.248	.346	.278
1B Cap Anson	82	348	126	69	29	8	1	83	20	7	.362	.500	.397
3B Ned Williamson	83	348	98	66	27	4	3	60	27	21	.282	.408	.333
C Silver Flint	81	331	83	48	18	8	4	44	2	50	.251	.390	.255
RF Hugh Nicol	47	186	37	19	9	1	1	16	7	29	.199	.274	.228
P Fred Goldsmith	45	183	42	23	11	1	0	19	4	29	.230	.301	.246
P Larry Corcoran	39	169	35	23	10	2	1	24	6	18	.207	.308	.234
Sub Joe Quest	42	159	32	24	5	2	0	15	8	16	.201	.258	.240
Sub Milt Scott	1	5	2	1	0	0	0	0	0	0	.400	.400	.400
	84	3225	892	604	209	54	15	451	142	262	.277	.389	.307

1B—Anson 82, Scott 1, Goldsmith 1, Kelly 1

2B—Burns 43, Quest 41

SS—Kelly 42, Burns 41, Nicol 8, Quest 1

3B—Williamson 83, Kelly 3, Corcoran 1

OF—Gore 84, Dalrymple 84, Nicol 47, Kelly 38, Flint 10

C—Flint 81, Kelly 12, Anson 1

P—Goldsmith 45, Corcoran 39, Williamson 1

	Pos	G	TC	PO	A	DP	E	PB	FA
Dalrymple	LF	84	220	185	8	4	27	—	.877
Gore	CF	84	209	153	23	5	33	—	.842
Williamson	3B	83	361	108	210	16	43	—	.881
Anson	1B	82	882	810	27	42	45	0	.949
Flint	C	81	568	440	91	3	37	64	.935
"	RF	10	7	6	0	0	1	—	.857
Nicol	RF	47	97	59	27	1	11	—	.887
Goldsmith	P	44	99	26	67	0	6	—	.939
Burns	2B	43	281	129	127	21	25	—	.911
"	SS	21	231	60	131	9	40	—	.827
Kelly	SS	42	226	66	117	9	43	—	.810
"	RF	38	80	50	21	3	9	—	.888
"	C	12	20	13	3	0	4	4	.800
Quest	2B	41	273	113	127	18	33	—	.879
Corcoran	P	40	94	22	64	1	8	—	.915
		84	3697	2260	1061	54	376	68	.898

	G	IP	H	GS	CG	W	L	SO	BB	Sh	Sv	ERA	WP	HR
Fred Goldsmith	45	405	377	44	44	28	16	109	38	4	0	2.42	13	7
Larry Corcoran #	39	355.2	281	40	39	27	13	170	63	3	0	1.95	17	5
Ned Williamson	1	3	9	0	0	0	0	0	1	0	0	6.00	0	1
		763.2	667	84	83	55	29	279	102	7	0	2.22	30	13

No hit game 5-0 vs Worcester, September 20

PROVIDENCE

Harry Wright

Messer Street Grounds

	G	AB	H	R	2B	3B	HR	RBI	BB	SO	BA	SA	OBP
CF Paul Hines	84	379	117	73	28	10	4	34	10	14	.309	.467	.326
2B Jack Farrell	84	366	93	67	21	6	2	31	16	23	.254	.361	.285
1B Joe Start	82	356	117	58	8	10	4	48	11	7	.329	.407	.349
RF John Ward	83	355	87	58	10	3	1	39	13	22	.245	.299	.272
3B Jerry Denny	84	329	81	54	10	9	2	42	4	46	.246	.350	.255
P Charley Radbourn	83	326	78	30	11	0	1	32	12	22	.239	.282	.266
LF Tom York	81	321	86	48	23	7	1	40	19	14	.268	.393	.309
C Barney Gilligan	56	201	45	32	7	6	0	26	4	26	.224	.318	.239
SS George Wright	46	185	30	14	1	2	0	9	4	36	.162	.189	.184
C Sandy Nava	28	97	20	15	2	0	0	7	1	13	.206	.227	.214
Sub Tim Manning	21	76	8	7	0	0	0	8	5	13	.105	.105	.160
Sub Cliff Carroll	10	41	5	4	0	0	0	2	0	4	.122	.122	.122
Sub Art Whitney (1)	11	40	3	2	0	0	0	1	2	11	.075	.075	.119
Sub Dasher Troy (2)	4	17	4	1	0	0	0	1	0	1	.235	.235	.235
Sub Charlie Reilley	3	11	2	0	0	0	0	2	1	2	.182	.182	.231
Sub Charlie Sweeney	1	4	0	0	0	0	0	0	0	1	.000	.000	.000
	84	3104	776	463	121	53	11	322	102	255	.250	.334	.274

1B—Start 82, Hines 2

2B—Farrell 84

SS—Wright 46, Manning 17, Whitney 11, Ward 4, Troy 4, Gilligan 2, Radbourn 1

3B—Denny 84

OF—Hines 82, York 81, Ward 50, Radbourn 31, Carroll 10, Nava 1, Sweeney 1

C—Gilligan 54, Nava 27, Manning 4, Reilley 3

P—Radbourn 55, Ward 33

	Pos	G	TC	PO	A	DP	E	PB	FA
Farrell	2B	84	566	212	283	41	71	—	.875
Denny	3B	84	397	136	206	7	55	—	.861
Start	1B	82	951	905	21	54	25	—	.974
Hines	CF	82	194	151	16	4	27	—	.861
York	LF	81	194	159	11	3	24	—	.876
Radbourn	P	54	125	22	92	3	11	—	.912
"	RF@	31	59	49	5	1	5	—	.915
Gilligan	C	54	396	287	82	8	27	41	.932
Ward	RF	50	108	69	20	3	19	—	.824
"	P	34	97	18	73	4	6	—	.938
Wright	SS	46	205	46	133	16	26	—	.873
Nava	C	27	165	112	31	6	22	28	.867
Manning	SS	17	75	17	42	3	16	8	.787
Whitney	SS	11	51	7	33	2	11	—	.784
Carroll	RF@	10	19	17	2	2	0	—	1.000
		84	3741	2280	1090	67	371	78	.901

	G	IP	H	GS	CG	W	L	SO	BB	Sh	Sv	ERA	WP	HR
Charley Radbourn	54	466	422	51	50	33	19	201	51	6	0	2.11	23	6
John Ward	34	286	268	33	30	19	13	72	36	4	1	2.55	13	6
	752	690	84	80	52	32	273	87	10	1	2.27	36	12	

BOSTON

John Morrill

South End Grounds I

	G	AB	H	R	2B	3B	HR	RBI	BB	SO	BA	SA	OBP
LF Joe Hornung	85	388	117	67	14	11	1	50	2	25	.302	.402	.305
CF Pete Hotaling	84	378	98	64	16	5	0	28	16	21	.259	.328	.289
1B John Morrill	83	349	101	73	19	11	2	54	18	29	.289	.424	.324
RF Ed Rowen	84	327	81	36	7	4	1	43	19	18	.248	.303	.289
3B Ezra Sutton	81	319	80	44	8	1	2	38	24	25	.251	.301	.303
2B Jack Burdock	83	319	76	36	6	7	0	27	9	24	.238	.301	.259
SS Sam Wise	78	298	66	44	11	4	4	34	5	45	.221	.326	.234
C Pat Deasley	67	264	70	36	8	0	0	29	7	22	.265	.295	.284
P Jim Whitney	61	251	81	49	18	7	5	48	24	13	.323	.510	.382
P Bobby Mathews	45	169	38	17	6	0	0	13	8	18	.225	.260	.260
UT Charlie Buffinton	15	50	13	5	1	0	0	4	2	3	.260	.280	.288
Sub Hal McClure	2	6	2	1	0	0	0	0	0	1	.333	.333	.333
	85	3118	823	472	114	50	15	368	134	244	.264	.347	.294

1B—Morrill 76, Whitney 6, Buffinton 5, Hornung 1

2B—Burdock 83, Morrill 2

SS—Wise 72, Rowen 6, Sutton 4, Morrill 3, Mathews 1, Deasley 1

3B—Sutton 77, Wise 6, Rowen 1, Morrill 1

OF—Hotaling 84, Hornung 84, Rowen 48, Deasley 14, Mathews 13, Whitney 9, Buffinton 7, McClure 2, Morrill 1

C—Deasley 56, Rowen 34

P—Whitney 49, Mathews 34, Buffinton 5, Morrill 1

	Pos	G	TC	PO	A	DP	E	PB	FA
Hornung	LF	84	220	191	14	4	15	—	.932
Hotaling	CF	84	192	150	16	5	26	—	.865
Burdock	2B	83	514	223	256	28	35	—	.932
Sutton	3B	77	285	98	146	6	41	—	.856
Morrill	1B	76	785	741	16	22	28	—	.964
Wise	SS	72	330	84	197	13	49	—	.852
Deasley	C	56	429	357	54	0	18	41	.958
"	RF@	14	21	14	1	1	6	—	.714
Whitney	P	49	114	13	88	3	13	—	.886
Rowen	RF	48	61	47	7	2	7	36	.885
"	C	34	286	206	48	2	32	—	.888
Mathews	P	34	45	5	34	1	6	—	.867
"	RF	13	11	6	0	0	5	—	.867
		85	3497	2250	933	37	314	77	.9102

	G	IP	H	GS	CG	W	L	SO	BB	Sh	Sv	ERA	WP	HR
Jim Whitney	49	420	404	48	46	24	21	180	41	3	0	2.64	29	3
Bobby Mathews	34	285	278	32	31	19	15	153	22	0	0	2.87	13	5
Charlie Buffinton	5	42	53	5	4	2	3	17	14	1	0	4.07	2	2
John Morrill	1	2	3	0	0	0	0	2	0	0	0	0.00	0	0
	749	738	85	81	45	39	352	77	4	0	0	2.80	44	10

BUFFALO
Jim O'Rourke
 Riverside Park

	G	AB	H	R	2B	3B	HR	RBI	BB	SO	BA	SA	OBP
LF Blondie Purcell	84	380	105	79	18	6	2	40	14	27	.276	.371	.302
CF Jim O'Rourke	84	370	104	62	15	6	2	37	13	13	.281	.370	.305
2B Hardy Richardson	83	354	96	61	20	8	2	57	11	33	.271	.390	.293
1B Dan Brouthers	84	351	129	71	23	11	6	63	21	7	.368	.547	.403
RF Curry Foley	84	341	104	51	16	4	3	49	12	26	.305	.402	.329
3B Deacon White	83	337	95	51	17	0	1	33	15	16	.282	.341	.313
C Jack Rowe	75	308	82	43	14	5	1	42	12	0	.266	.354	.294
SS Davy Force	83	278	67	39	10	1	1	28	12	17	.241	.295	.272
P Jim Galvin	54	206	44	21	7	4	0	17	2	49	.214	.286	.221
P Hugh Daily	29	110	18	10	6	1	0	9	2	28	.164	.236	.179
C Tom Dolan	22	89	14	12	0	1	0	8	2	11	.157	.180	.176
P James Burke	1	4	0	0	0	0	0	0	0	1	.000	.000	.000
	84	3128	858	500	146	47	18	383	116	228	.274	.368	.300

1B—Brouthers 84

2B—Richardson 83, Force 1

SS—Force 61, Rowe 22, O'Rourke 2

3B—White 63, Force 11, Rowe 7, Dolan 2, O'Rourke 1

OF—Foley 84, Purcell 82, O'Rourke 81, Galvin 6, Dolan 4, Rowe 1, Burke 1

C—Rowe 46, White 20, Dolan 18, O'Rourke 2

P—Galvin 52, Daily 29, Purcell 6, Burke 1, Foley 1

	Pos	G	TC	PO	A	DP	E	PB	FA
Brouthers	1B	84	925	882	19	35	24	—	.974
Foley	RF	84	168	118	22	7	28	—	.833
Richardson	2B	83	618	275	280	28	63	—	.898
Purcell	LF	82	189	144	11	0	34	—	.820
O'Rourke	CF	81	179	140	15	3	24	3	.866
White	3B	63	203	59	111	6	33		.837
"	C	20	175	114	39	2	22	36	.874
Force	SS	61	303	66	209	13	28	—	.908
"	3B	11	40	18	18	0	4		.900
Galvin	P	52	113	20	85	1	8	—	.929
Rowe	C	46	302	246	41	5	15	38	.950
"	SS	22	88	7	70	3	11		.875
Daily	P	29	33	1	28	0	4	—	.879
Dolan	C	18	102	70	26	1	6	27	.941
		84	3501	2183	1003	42	315	104	.9100

	G	IP	H	GS	CG	W	L	SO	BB	Sh	Sv	ERA	WP	HR
Jim Galvin	52	440.1	466	50	47	28	22	162	40	3	0	3.17	19	8
Hugh Daily	29	255.2	246	29	29	15	14	116	70	0	0	2.99	11	6
Blondie Purcell	6	36	54	4	3	2	2	9	4	0	0	4.94	2	2
James Burke	1	4	10	1	0	0	1	0	0	0	0	1.25	0	0
Curry Foley	1	1	2	0	0	0	0	0	0	0	0	18.00	0	0
	737	778	84	79	45	39	287	114	3	0	0	3.25	32	16

CLEVELAND

Jim McCormick (0-4) Fred Dunlap (42-36)

Kennard Street Park

	G	AB	H	R	2B	3B	HR	RBI	BB	SO	BA	SA	OBP
2B Fred Dunlap	84	364	102	68	19	4	0	28	23	26	.280	.354	.323
SS Jack Glasscock	84	358	104	66	27	9	4	46	13	9	.291	.450	.315
3B Mike Muldoon	84	341	84	50	17	5	6	45	10	28	.246	.378	.268
1B Bill Phillips	78	335	87	40	17	7	4	47	7	18	.260	.388	.275
RF Orator Shaffer	84	313	67	37	14	2	3	28	27	27	.214	.300	.276
P Jim McCormick	70	262	57	35	7	3	2	15	2	22	.218	.290	.223
C Fatty Briody	53	194	50	30	13	0	0	13	9	13	.258	.325	.291
LF Tom Esterbrook	45	179	44	13	4	3	0	19	5	12	.246	.302	.266
CF John Richmond (1)	41	140	24	12	6	2	0	11	11	27	.171	.243	.232
P George Bradley	30	115	21	16	5	0	0	6	4	16	.183	.226	.210
Sub Herm Doscher	25	104	25	7	2	0	0	10	0	11	.240	.260	.240
C Kick Kelly	30	104	14	6	2	0	0	5	1	24	.135	.154	.143
Sub Dave Rowe	23	97	25	13	4	3	1	17	4	9	.258	.392	.287
Sub John Tilley	15	56	5	2	1	1	0	4	2	11	.089	.143	.184
Sub Julius Willigrod (2)	9	36	5	5	1	1	0	2	3	7	.139	.222	.205
Sub Bill McGunnigle	1	5	1	2	0	0	0	0	0	1	.200	.200	.200
Sub Doc Kennedy	1	3	1	0	0	0	0	0	1	0	.333	.333	.500
Sub John Dwyer	1	3	0	0	0	0	0	1	0	0	.000	.000	.000
	84	3009	716	402	139	40	20	297	122	261	.238	.331	.268

1B—Phillips 78, Bradley 6, Esterbrook 1

2B—Dunlap 84

SS—Glasscock 83, Doscher 1

3B—Muldoon 61, Doscher 22, Glasscock 1

OF—Shaffer 84, Esterbrook 45, Richmond 41, Muldoon 23, Rowe 23, Tilley 15, Bradley 9, Willigrod 9, McCormick 4, Doscher 2, McGunnigle 1, Dwyer 1

C—Briody 53, Kelly 30, Dwyer 1, Kennedy 1, Phillips 1

P—McCormick 68, Bradley 18, Rowe 1

	Pos	G	TC	PO	A	DP	E	PB	FA
Dunlap	2B	84	628	268	297	62	63	—	.900
Shaffer	RF	84	159	111	17	2	31	—	.805
Glasscock	SS	83	469	111	311	40	47	—	.900
Phillips	1B	78	876	827	24	55	25	0	.971
McCormick	P	68	156	43	100	1	13	—	.917
Muldoon	3B	61	249	86	133	12	30	—	.880
"	LF@	23	57	46	4	0	7	—	.877
Briody	C	53	377	251	89	6	37	70	.902
Esterbrook	LF@	45	131	102	15	6	14	—	.893
Richmond	CF	41	84	65	12	0	7	—	.917
Kelly	C	30	185	113	35	2	37	52	.800
Rowe	CF@	23	43	33	3	1	7	—	.837
Doscher	3B	22	91	33	45	2	13	—	.857
Bradley	P	18	58	10	42	5	6	—	.897
Tilley	LF@	15	42	32	4	1	6	—	.857
		84	3750	2242	1150	71	358	124	.905

	G	IP	H	GS	CG	W	L	SO	BB	Sh	Sv	ERA	WP	HR
Jim McCormick	68	595.2	550	67	65	36	30	200	103	4	0	2.37	22	14
George Bradley	18	147	164	16	15	6	9	32	22	0	0	3.73	14	5
Dave Rowe	1	9	29	1	1	0	1	0	7	0	0	12.00	3	3
		751.2	743	84	81	42	40	232	132	4	0	2.75	39	22

DETROIT

Frank Bancroft

Recreation Park

	G	AB	H	R	2B	3B	HR	RBI	BB	SO	BA	SA	OBP
LF George Wood	84	375	101	69	12	12	7	29	14	30	.269	.421	.296
CF Ned Hanlon	83	347	80	68	18	6	5	38	26	25	.231	.360	.284
RF Lon Knight	86	347	72	39	12	6	0	24	16	21	.207	.277	.242
C Charlie Bennett	84	342	103	43	16	10	5	51	20	33	.301	.450	.340
1B Martin Powell	80	338	81	44	13	0	0	29	19	27	.240	.278	.280
3B Joe Farrell	69	283	70	34	12	2	1	24	4	20	.247	.314	.258
P Stump Wiedman	50	193	42	20	7	1	0	20	2	19	.218	.264	.226
2B Dasher Troy (1)	40	152	37	22	7	2	0	14	5	10	.243	.316	.268
P George Derby	40	149	29	13	2	1	0	8	7	23	.195	.221	.231
SS Mike McGeary	34	133	19	14	4	1	0	2	2	20	.143	.188	.156
Sub Sam Trott	32	129	31	11	7	1	0	12	0	13	.240	.310	.240
Sub Art Whitney (2)	31	115	21	10	0	0	0	4	1	12	.183	.183	.190
2B Tom Forster	21	76	7	5	0	0	0	2	5	12	.092	.092	.148
SS Walt Kinzie	13	53	5	5	0	1	0	2	0	8	.094	.132	.094
Sub Bob Casey	9	39	9	5	2	1	1	7	0	15	.231	.410	.231
Sub Yank Robinson	11	39	7	1	1	0	0	2	1	13	.179	.205	.200
Sub Tom Kearns	4	13	4	2	2	0	0	1	0	4	.308	.462	.308
Sub Henry Luff (1)	3	11	3	1	2	0	0	1	0	0	.273	.455	.273
Sub John Morrissey	2	7	2	1	0	0	0	0	0	2	.286	.286	.286
Sub Julius Willigrod (1)	1	3	1	0	0	0	0	1	0	1	.333	.333	.333
	86	3144	724	407	117	44	19	271	122	308	.230	.314	.259

1B—Powell 80, Trott 3, Knight 2, Bennett 1

2B—Troy 31, Forster 21, Farrell 18, Bennett 7, Kearns 4, Luff 3, McGeary 3, Trott 3, Hanlon 1, Casey 1

SS—McGeary 33, Kinzie 13, Troy 11, Robinson 10, Farrell 9, Whitney 8, Trott 3, Bennett 1, Willigrod 1, Wiedman 1

3B—Farrell 42, Whitney 22, Bennett 11, Casey 8, Morrissey 2, Trott 1

OF—Wood 84, Knight 84, Hanlon 82, Wiedman 6, Trott 2, Derby 2, Robinson 1, Luff 1

C—Bennett 65, Trott 23

P—Wiedman 46, Derby 40, Whitney 3, Robinson 1

	Pos	G	TC	PO	A	DP	E	PB	FA
Wood	LF	84	198	161	14	8	23	—	.884
Knight	RF	84	158	112	25	2	21	—	.867
Hanlon	CF	82	240	194	19	8	27	—	.888
Powell	1B	80	738	680	14	27	44	—	.940
Bennett	C	65	546	446	70	8	30	41	.945
"	3B	11	54	24	23	2	7	—	.870
Wiedman	P	46	117	35	71	2	11	—	.906
Farrell	3B	42	141	50	65	8	26	—	.816
"	2B	18	136	67	53	3	16	—	.882
Derby	P	40	92	19	69	1	4	—	.957
McGeary	SS	33	181	56	112	5	13	—	.928
Troy	2B	31	177	74	76	9	27	—	.847
"	SS	11	39	3	22	0	14	—	.641
Trott	C	23	236	172	38	6	26	22	.890
Whitney	3B	22	96	40	42	3	14	—	.854
Forster	2B	21	135	58	54	5	23	—	.830
Kinzie	SS	13	54	8	38	1	8	—	.852
Robinson	SS	10	40	10	22	2	8	—	.800
		86	3710	2353	961	44	396	63	.893

THE ANNUAL RECORD

	G	IP	H	GS	CG	W	L	SO	BB	Sh	Sv	ERA	WP	HR
Stump Wiedman	46	411	391	45	43	25	20	161	39	4	0	2.63	8	10
George Derby	40	362	386	39	38	17	20	182	81	3	0	3.26	16	8
Art Whitney	3	18	31	2	1	0	1	11	8	0	0	6.00	1	1
Yank Robinson	1	2	0	0	0	0	0	0	1	0	0	0.00	0	0
		793	808	86	82	42	41	354	129	7	0	2.98	25	19

TROY

Bob Ferguson

Troy Base Ball Grounds

	G	AB	H	R	2B	3B	HR	RBI	BB	SO	BA	SA	OBP
1B/CF Roger Connor	81	349	115	65	22	18	4	42	13	20	.330	.530	.354
RF Chief Roseman	82	331	78	41	21	6	1	29	3	41	.236	.344	.243
SS Fred Pfeffer	85	330	72	26	7	4	1	43	1	24	.218	.273	.221
3B Buck Ewing	74	328	89	67	16	11	2	29	10	15	.271	.405	.293
2B Bob Ferguson	81	319	82	44	15	2	0	32	23	21	.257	.317	.307
LF Pat Gillespie	74	298	82	46	5	4	2	33	9	14	.275	.339	.296
C Bill Holbert	73	251	46	24	5	0	0	23	11	22	.183	.203	.218
P Tim Keefe	53	189	43	24	8	7	1	19	17	46	.228	.360	.291
P Mickey Welch	38	151	37	26	6	0	1	17	5	16	.245	.305	.269
1B Jack Smith (1)	35	149	36	27	4	3	0	14	3	24	.242	.309	.257
Sub Bill Harbidge	32	123	23	11	1	1	0	13	10	17	.187	.211	.248
Sub Jack Cassidy	29	121	21	14	3	1	0	9	3	16	.174	.215	.194
UT Jim Egan	30	115	23	15	3	2	0	10	1	21	.200	.261	.207
Sub Jim Holdsworth	1	3	0	0	0	0	0	0	0	1	.000	.000	.000
	85	3057	747	430	116	59	12	313	109	298	.244	.333	.270

1B—Connor 43, Smith 35, Harbidge 6, Ewing 1

2B—Ferguson 79, Ewing 4, Pfeffer 2

SS—Pfeffer 83, Ferguson 2

3B—Ewing 44, Connor 14, Cassidy 13, Holbert 12, Keefe 3

OF—Roseman 82, Gillespie 74, Connor 24, Harbidge 23, Egan 18, Cassidy 16, Welch 8, Keefe 8, Holbert 3, Holdsworth 1, Ewing 1

C—Holbert 58, Ewing 25, Harbidge 3, Egan 2

P—Keefe 43, Welch 33, Egan 12, Ewing 1

	Pos	G	TC	PO	A	DP	E	PB	FA
Pfeffer	SS	83	510	161	276	35	73	—	.857
Roseman	RF	82	150	107	21	6	22	—	.853
Ferguson	2B	79	512	247	221	38	44	—	.914
Gillespie	LF	74	195	144	9	1	32	—	.827
Holbert	C	58	416	247	124	13	45	54	.892
"	3B	12	60	19	28	1	13	—	.783
Ewing	3B	44	212	76	112	11	24	12	.887
"	C	25	168	103	45	5	20	—	.881
Connor	1B	43	489	443	22	31	24	—	.951
"	CF	24	65	52	2	0	11	—	.831
"	3B	14	65	23	33	0	9	—	.862
Keefe	P	43	132	32	89	4	11	—	.917
Smith	1B	35	376	352	9	19	15	—	.960
Welch	P	33	66	10	46	4	10	—	.848
Harbidge	OF@	23	55	43	3	1	9	7	.836
Egan	OF@	18	32	18	2	1	12	5	.625
"	P	12	24	5	11	2	8	—	.667
Cassidy	OF@	16	27	19	2	1	6	—	.778
"	3B	13	56	16	21	0	19	—	.661
		85	3810	2257	1121	70	432	78	.887

	G	IP	H	GS	CG	W	L	SO	BB	Sh	Sv	ERA	WP	HR
Tim Keefe	43	376	367	42	41	17	26	111	78	1	0	2.49	8	4
Mickey Welch	33	281	334	33	30	14	16	53	62	5	0	3.46	15	7
Jim Egan	12	100	133	10	10	4	6	20	24	0	0	4.14	5	2
Buck Ewing	1	1	2	0	0	0	0	0	1	0	0	9.00	0	0
		758	836	85	81	35	48	184	165	6	0	3.08	28	13

WORCESTER**Freeman Brown (9-32) Tommy Bond (2-4) Jack Chapman (7-30)**

Worcester Driving Park Grounds (also known as Agricultural Fairgrounds)

	G	AB	H	R	2B	3B	HR	RBI	BB	SO	BA	SA	OBP
1B Harry Stovey	84	360	104	90	13	10	5	26	22	34	.289	.422	.330
RF Jake Evans	80	334	71	33	10	4	0	25	7	22	.213	.266	.229
3B Arthur Irwin	84	333	73	30	12	4	0	30	14	34	.219	.279	.251
CF Jackie Hayes	78	326	88	27	22	4	4	54	6	26	.270	.399	.283
2B George Creamer	81	282	65	27	16	6	1	29	14	24	.227	.336	.267
SS Fred Corey	64	255	63	33	7	12	0	29	5	31	.247	.369	.262
C Doc Bushong	69	253	40	20	4	1	1	15	5	17	.158	.194	.174
P Lee Richmond	55	228	64	50	8	9	2	28	9	11	.281	.421	.308
LF Jim Clinton	26	98	16	9	2	0	0	3	7	13	.163	.184	.219
Sub Tom O'Brien	22	89	18	9	1	0	0	7	1	10	.202	.236	.211
P Frank Mountain (1) (3)	25	86	20	9	2	2	2	6	3	23	.233	.372	.268
Sub Fred Mann (1)	19	77	18	12	5	0	0	7	2	15	.234	.299	.253
1B Jack Smith (2)	19	70	17	10	3	2	0	5	5	10	.243	.343	.293
Sub Frank McLaughlin	15	55	12	7	0	2	1	4	0	11	.218	.345	.218
Sub Ed Cogswell	13	51	7	10	1	0	0	1	6	6	.137	.157	.228
Sub Tommy Bond	8	30	4	1	0	0	0	2	2	3	.133	.133	.188
Sub Dan O'Leary	6	22	4	2	1	0	0	2	5	5	.182	.227	.333
P John Clarkson	3	11	4	0	2	0	0	2	0	3	.364	.545	.364
Sub Ed Merrill (2)	2	8	1	0	0	0	0	4	0	1	.125	.125	.125
Sub Jim Halpin	2	8	0	0	0	0	0	0	0	0	.000	.000	.000
Sub John Irwin	1	4	0	0	0	0	0	0	0	2	.000	.000	.000
	84	2984	689	379	109	57	16	279	113	303	.231	.322	.259

1B—Stovey 43, Smith 19, Cogswell 13, Corey 5, Mountain 2, Clarkson 1, Mann 1, J. Irwin 1

2B—Creamer 81, O'Brien 2, Evans 1

3B—A. Irwin 51, Mann 18, Corey 6, Hayes 5, Merrill 2, Halpin 2, O'Brien 1, Evans 1

SS—A. Irwin 33, Corey 26, McLaughlin 14, Evans 11, Mountain 1, Hayes 1

OF—Evans 68, Hayes 58, Stovey 41, Clinton 26, O'Brien 20, Corey 15, Richmond 11, Bond 8, Mountain 6, O'Leary 6, McLaughlin 1

C—Bushong 69, Hayes 15

P—Richmond 48, Corey 21, Mountain 18, Clarkson 3, Bond 2, Evans 1

	Pos	G	TC	PO	A	DP	E	PB	FA
Creamer	2B	81	578	241	283	50	54	—	.907
Bushong	C	69	456	308	101	8	47	56	.897
Evans	RF	68	178	131	31	2	16	—	.910
"	SS	11	63	10	43	6	10		.841
Hayes	CF	58	124	93	13	2	18		.855
"	C	15	88	57	16	2	15	33	.830
A. Irwin	3B	51	276	84	147	8	45	—	.837
"	SS	33	197	41	123	16	33		.832
Richmond	P	48	126	15	97	2	14	—	.889
"	RF@	11	17	8	4	0	5	—	.706

THE ANNUAL RECORD

	Pos	G	TC	PO	A	DP	E	PB	FA
Stovey	1B	43	504	469	13	25	22	—	.956
"	LF@	41	123	88	12	2	23		.813
Corey	SS	26	124	29	76	5	19	—	.847
"	P	21	45	7	32	0	6		.867
"	RF@	15	7	4	0	0	3		.571
O'Brien	LF	20	57	41	4	0	12	—	.789
Mountain	P	18	32	6	22	1	4	—	.875
Mann	3B	18	74	24	28	2	22	—	.703
McLaughlin	SS	14	75	17	40	2	18	—	.760
Cogswell	1B	13	158	145	3	11	10	—	.937
		84	3808	2194	1146	66	468	89	.878

	G	IP	H	GS	CG	W	L	SO	BB	Sh	Sv	ERA	WP	HR
Lee Richmond	40	411	525	46	44	14	33	123	88	0	0	3.74	26	11
Frank Mountain (1) (3)	18	144	185	18	16	2	16	29	35	0	0	3.69	22	4
Fred Corey	21	139	180	14	12	1	13	36	19	0	0	3.56	23	5
John Clarkson	3	24	49	3	2	1	2	3	2	0	0	4.50	3	0
Tommy Bond	2	12.1	12	2	2	0	0	1	2	7	0	4.38	1	0
Jake Evans	1	8	13	1	1	0	1	2	0	0	0	5.63	1	1
	738.1	964	84	75	18	66	195	151	0	0	0	3.75	76	21

AMERICAN ASSOCIATION

	G	W	L	Pct	H	R	GB	Attendance
1. Cincinnati Red Stockings	80	55	25	.688	31-11	24-14	—	65,000
2. Philadelphia Athletics	75	41	34	.547	21-18	20-16	11.5	72,000
3. Louisville Eclipse	80	42	38	.525	26-13	16-25	13	50,000
4. Pittsburgh Alleghenys	79	39	39	.500	17-18	22-21	15	42,000
5. St. Louis Browns	80	37	43	.463	24-20	13-23	18	135,000
6. Baltimore Orioles	74	19	54	.260	9-25	10-29	32.5	36,000
	Cin	Phil	Lou	Pit	StL	Bal	Tot	
Cincinnati	—	10	11	10	10	14	55	
Philadelphia	6	—	11	6	11	7	41	
Louisville	5	5	—	10	9	13	42	
Pittsburgh	6	10	6	—	10	7	39	
St. Louis	6	5	8	6	—	13	37	
Baltimore	2	4	3	7	3	—	19	
	25	34	38	39	43	54	234	

SEASON LEADERS*

Batting Average (200 ABs)

1. Browning, Louisville .378
2. Carpenter, Cincinnati .342
3. Swartwood, Pittsburgh .329
4. O'Brien, Philadelphia .303
5. Wolf, Louisville .299

Slugging Average

1. Browning, Louisville .510
2. Swartwood, Pittsburgh .489
3. Taylor, Pittsburgh .452
4. M. Mansell, Pittsburgh .438
5. Carpenter, Cincinnati .422

On-Base Percentage

1. Browning, Louisville .430
2. Swartwood, Pittsburgh .370
3. Carpenter, Cincinnati .360
4. O'Brien, Philadelphia .339
5. Sommer, Cincinnati .333

Total Bases

1. Swartwood, Pittsburgh	159
2. M. Mansell, Pittsburgh	152
3. Carpenter, Cincinnati	148
4. Browning, Louisville	147
5. Taylor, Pittsburgh	135

Hits

1. Carpenter, Cincinnati	120
2. Browning, Louisville	109
3. Swartwood, Pittsburgh	107
4. Sommer, Cincinnati	102
5. B. Gleason, St. Louis	100

* RBI leaders unavailable

Home Runs

1. Walker, St. Louis	7
2. Browning, Louisville	5
3. Swartwood, Pittsburgh	4
4. Four with	3

Bases on Balls

1. J. Gleason, St. Louis	27
2. Browning, Louisville	26
3. Sommer, Cincinnati	24
4. J. Reccius, Louisville	23
5. Swartwood, Pittsburgh	21

Runs

1. Swartwood, Pittsburgh	86
2. Sommer, Cincinnati	82
3. Carpenter, Cincinnati	78
4. Browning, Louisville	67
5. Birchall, Philadelphia	65

OPS

1. Browning, Louisville	.940
2. Swartwood, Pittsburgh	.859
3. Carpenter, Cincinnati	.782
4. O'Brien, Philadelphia	.758
5. Taylor, Pittsburgh	.749

PITCHING**Wins**

1. W. White, Cincinnati	40
2. Mullane, Louisville	30
3. Weaver, Philadelphia	26
4. McGinnis, St. Louis	25
5. Salisbury, Pittsburgh	20

Complete Games

1. W. White, Cincinnati	52
2. Mullane, Louisville	51
3. McGinnis, St. Louis	43
4. Weaver, Philadelphia	41
5. Salisbury, Pittsburgh	38

ERA

1. Driscoll, Pittsburgh	1.21
2. Hecker, Louisville	1.30
3. H. McCormick, Cincinnati	1.52
4. W. White, Cincinnati	1.54
5. Mullane, Louisville	1.88

FIELDING**Putouts**

1B	
Comiskey, St. Louis	860
J. Latham, Philadelphia	792
Householder, Baltimore	749

2B

McPhee, Cincinnati	274
Strief, Pittsburgh	241
Stricker, Philadelphia	239

3B

Carpenter, Cincinnati	137
J. Gleason, St. Louis	107
Shetzline, Baltimore	91

SS

B. Gleason, St. Louis	131
Fulmer, Cincinnati	130
Peters, Pittsburgh	90

Losses

1. Landis, Phila-Baltimore	29
2. Mullane, Louisville	24
3. Salisbury, Pittsburgh	18
McGinnis, St. Louis	18
5. Weaver, Philadelphia	15

Strikeouts

1. Mullane, Louisville	170
2. Salisbury, Pittsburgh	135
3. McGinnis, St. Louis	134
4. W. White, Cincinnati	122
5. Weaver, Philadelphia	104

Lowest OOBP

1. Hecker, Louisville	.199
2. Driscoll, Pittsburgh	.218
3. H. McCormick, Cincinnati	.243
4. W. White, Cincinnati	.244
5. Salisbury, Pittsburgh	.253

Assists

Hecker, Louisville	22
Householder, Baltimore	20
Comiskey, St. Louis	14

Stricker, Philadelphia	251
Smiley, StL-Baltimore	209
McPhee, Cincinnati	207

J. Gleason, St. Louis	168
Carpenter, Cincinnati	167
Shetzline, Baltimore	121

B. Gleason, St. Louis	294
Peters, Pittsburgh	280
Myers, Baltimore	257

Innings

1. W. White, Cincinnati	480
2. Mullane, Louisville	460.1
3. McGinnis, St. Louis	388.1
4. Weaver, Philadelphia	371
5. Landis, Phila-Baltimore	360

Winning Percentage (20 decisions)

1. W. White, Cincinnati	.769
2. Weaver, Philadelphia	.634
3. Driscoll, Pittsburgh	.591
4. McGinnis, St. Louis	.581
5. H. McCormick, Cincinnati	.560

Lowest OBA

1. Hecker, Louisville	.188
2. H. McCormick, Cincinnati	.206
Driscoll, Pittsburgh	.206
4. W. White, Cincinnati	.216
5. Geis, Baltimore	.220

Fielding Average

J. Latham, Philadelphia	.972
Householder, Baltimore	.971
Comiskey, St. Louis	.967

McPhee, Cincinnati	.920
Strief, Pittsburgh	.917
Stricker, Philadelphia	.904

Carpenter, Cincinnati	.835
Schenk, Louisville	.814
J. Gleason, St. Louis	.768

Fulmer, Cincinnati	.897
Peters, Pittsburgh	.883
B. Gleason, St. Louis	.833

THE ANNUAL RECORD

Putouts		Assists		Fielding Average	
RF					
Swartwood, Pittsburgh	99	Wolf, Louisville	21	Wolf, Louisville	.902
Wheeler, Cincinnati	94	T. Brown, Baltimore	16	Wheeler, Cincinnati	.808
Wolf, Louisville	71	Blakiston, Philadelphia	13	Swartwood, Pittsburgh	.788
CF					
Walker, St. Louis	158	Walker, St. Louis	18	Macullar, Cincinnati	.922
Macullar, Cincinnati	141	Cline, Baltimore	16	J. Reccius, Louisville	.857
J. Reccius, Louisville	87	J. Reccius, Louisville	15	Walker, St. Louis	.846
LF					
Sommer, Cincinnati	188	M. Mansell, Pittsburgh	16	Sommer, Cincinnati	.925
M. Mansell, Pittsburgh	159	Birchall, Philadelphia	14	Maskrey, Louisville	.902
Waite, Baltimore	142	Cuthbert, St. Louis	12	Cuthbert, St. Louis	.896
C					
Snyder, Cincinnati	358	Whiting, Baltimore	108	O'Brien, Philadelphia	.925
Whiting, Baltimore	299	D. Sullivan, Louisville	95	Snyder, Cincinnati	.916
D. Sullivan, Louisville	294	Snyder, Cincinnati	92	D. Sullivan, Louisville	.878
P					
Mullane, Louisville	54	W. White, Cincinnati	223	Hecker, Louisville	1.000
W. White, Cincinnati	23	Mullane, Louisville	177	Mullane, Louisville	.959
Landis, Phila-Baltimore	19	Weaver, Philadelphia	127	W. White, Cincinnati	.957
Double Plays		Errors		TC/Game	
1B					
Hecker, Louisville	43	Hecker, Louisville	31	Comiskey, St. Louis	11.7
Householder, Baltimore	30	Comiskey, St. Louis	30	Hecker, Louisville	11.24
J. Latham, Philadelphia	28	Householder, Baltimore	28	J. Latham, Philadelphia	11.18
		J. Latham, Philadelphia	28		
2B					
McPhee, Cincinnati	36	Pierce, Louis-Baltimore	65	Stricker, Philadelphia	7.5
Stricker, Philadelphia	29	Smiley, StL-Baltimore	57	McPhee, Cincinnati	6.7
Strief, Pittsburgh	21	Stricker, Philadelphia	52	Strief, Pittsburgh	6.2
3B					
J. Gleason, St. Louis	11	J. Gleason, St. Louis	83	Shetzline, Baltimore	5.1
Shetzline, Baltimore	9	Carpenter, Cincinnati	60	J. Gleason, St. Louis	4.9
Carpenter, Cincinnati	7	Shetzline, Baltimore	53	Carpenter, Cincinnati	4.6
SS					
B. Gleason, St. Louis	23	B. Gleason, St. Louis	85	B. Gleason, St. Louis	6.5
Peters, Pittsburgh	21	Myers, Baltimore	70	Myers, Baltimore	5.8
Myers, Baltimore	15	Peters, Pittsburgh	49	Peters, Pittsburgh	5.4
RF					
Swartwood, Pittsburgh	2	Swartwood, Pittsburgh	29	Wheeler, Cincinnati	2.0
Wolf, Louisville	2	T. Brown, Baltimore	28	Swartwood, Pittsburgh	1.9
Five with	1	Wheeler, Cincinnati	25	Wolf, Louisville	1.5
CF					
Walker, St. Louis	4	Walker, St. Louis	32	Walker, St. Louis	2.8
J. Reccius, Louisville	3	Cline, Baltimore	20	Macullar, Cincinnati	2.1
Macullar, Cincinnati	2	J. Reccius, Louisville	17	J. Reccius, Louisville	1.8
LF					
Sommer, Cincinnati	2	M. Mansell, Pittsburgh	36	M. Mansell, Pittsburgh	2.67
Waite, Baltimore	2	Birchall, Philadelphia	24	Sommer, Cincinnati	2.66
Maskrey, Louisville	1	Cline, Baltimore	22	Waite, Baltimore	2.4
M. Mansell, Pittsburgh	1				

Double Plays		Errors		TC/Game	
C					
Whiting, Baltimore	6	Whiting, Baltimore	81	D. Sullivan, Louisville	8.2
S. Sullivan, St. Louis	4	D. Sullivan, Louisville	54	Snyder, Cincinnati	7.0
D. Sullivan, Louisville	3	S. Sullivan, St. Louis	50	Whiting, Baltimore	6.8
Snyder, Cincinnati	3				

Leaders in Passed Balls: Whiting, Baltimore (105); S. Sullivan, St. Louis (97); D. Sullivan, Louisville (80)

P					
Mullane, Louisville	6	Landis, Phila-Baltimore	14	W. White, Cincinnati	4.8
W. White, Cincinnati	3	McGinnis, St. Louis	11	Mullane, Louisville	4.4
Landis, Phila-Baltimore	3	Salisbury, Pittsburgh	11	Hecker, Louisville	4.2
		W. White, Cincinnati	11		
		Geis, Baltimore	11		

CINCINNATI

Pop Snyder

Bank Street Grounds

	G	AB	H	R	2B	3B	HR	RBI	BB	SO	BA	SA	OBP
LF Joe Sommer	80	354	102	82	12	6	1	29	24	—	.288	.364	.333
3B Hick Carpenter	80	351	120	78	15	5	1	67	10	—	.342	.422	.360
RF Harry Wheeler	76	344	86	59	11	11	1	29	7	—	.250	.355	.265
SS Chick Fulmer	79	324	91	54	13	4	0	27	10	—	.281	.346	.302
2B Bid McPhee	78	311	71	43	8	7	1	31	11	—	.228	.309	.255
C Pop Snyder	72	309	90	49	12	2	1	50	9	—	.291	.353	.311
CF Jimmy Macullar	79	299	70	44	6	6	0	2	14	—	.234	.294	.269
1B Dan Stearns	49	214	55	28	10	2	0	35	6	—	.257	.322	.277
P Will White	54	207	55	28	4	0	0	25	5	—	.266	.285	.283
1B Henry Luff (2)	28	120	28	16	2	2	0	6	2	—	.233	.283	.246
P Harry McCormick	26	93	12	3	0	1	0	3	1	—	.129	.151	.138
Sub Phil Powers	16	60	13	4	1	1	0	5	3	—	.217	.267	.254
Sub Rudy Kemmler (1)	3	11	1	0	1	0	0	0	0	—	.091	.182	.091
Sub Tug Thompson	1	5	1	0	0	0	0	0	0	—	.000	.000	.000
Sub Bill Tierney	1	5	0	1	0	0	0	0	0	1	.000	.000	.000
	80	3007	795	489	95	47	5	329	102	204	.264	.332	.289

1B—Stearns 35, Luff 27, Wheeler 12, Powers 5, Snyder 2, Tierney 1

2B—McPhee 78, Stearns 2

SS—Fulmer 79, Stearns 1

3B—Carpenter 80

OF—Sommer 80, Macullar 79, Wheeler 64, Stearns 12, McCormick 2, White 2, Luff 1, Thompson 1, Kemmler 1, Powers 1,

Snyder 1

C—Snyder 70, Powers 10, Kemmler 3

P—White 54, McCormick 25, Wheeler 4

	Pos	G	TC	PO	A	DP	E	PB	FA
Carpenter	3B	80	364	137	167	7	60	—	.835
Sommer	LF	80	213	188	9	2	16	—	.925
Fulmer	SS	79	416	130	243	14	43	—	.897
Macullar	CF	79	167	141	13	2	13	—	.922
McPhee	2B	78	523	274	207	36	42	—	.920
Snyder	C	70	491	358	92	3	41	58	.916
Wheeler	RF	64	130	94	11	1	25	—	.808
"	1B	12	93	80	3	10	10	—	.892
White	P	54	257	23	223	3	11	—	.957

THE ANNUAL RECORD

	Pos	G	TC	PO	A	DP	E	PB	FA
Stearns	1B	35	333	305	5	16	23	—	.931
"	RF@	12	34	23	5	0	6		.824
Luff	1B	27	296	266	7	12	23	—	.922
McCormick	P	25	93	12	76	0	5	—	.946
Powers	C	10	63	49	9	1	5	7	.921
		80	3584	2161	1091	41	332	68	.907

	G	IP	H	GS	CG	W	L	SO	BB	Sh	Sv	ERA	WP	HR
Will White	54	480	411	54	52	40	12	122	71	8	0	1.54	19	3
Harry McCormick	25	219.2	177	25	24	14	11	33	42	3	0	1.52	14	4
Harry Wheeler	4	21.2	21	1	1	1	2	10	12	0	0	5.40	1	0
		721.1	609	80	77	55	25	165	125	11	0	1.65	34	7

PHILADELPHIA

Juice Latham

Oakdale Park

	G	AB	H	R	2B	3B	HR	RBI	BB	SO	BA	SA	OBP
LF Jud Birchall	75	338	89	65	12	1	0	27	8	—	.263	.305	.280
1B Juice Latham	74	323	92	47	10	2	0	38	10	—	.285	.328	.306
RF Bob Blakiston	72	281	64	40	4	1	0	20	9	—	.228	.249	.252
2B Cub Stricker	72	272	59	34	6	1	0	18	15	—	.217	.246	.258
C Jack O'Brien	62	241	73	44	13	3	3	37	13	—	.303	.419	.339
SS Lou Say	49	199	45	35	4	3	1	28	8	—	.226	.291	.256
Sub Jerry Dorgan	44	181	51	25	9	1	0	24	4	—	.282	.343	.297
P Buck Weaver	43	155	36	19	3	0	0	8	12	—	.232	.252	.287
CF John Mansell	31	126	30	17	3	1	0	17	4	—	.238	.278	.262
3B Fred Mann (2)	29	121	28	13	7	4	0	—	4	—	.231	.355	.256
P Bill Sweeney	23	88	14	8	4	0	0	6	4	—	.159	.205	.196
SS Jimmy Say (2)	22	82	17	12	2	0	1	—	1	—	.207	.268	.217
Sub John Richmond (2)	18	65	12	8	2	2	0	4	11	—	.185	.277	.303
Sub Pop Smith (1)	20	65	6	10	0	0	0	—	12	—	.092	.092	.234
P Frank Mountain (2)	9	36	12	5	3	0	0	—	2	—	.333	.417	.368
Sub Bill Kienzle	9	33	11	8	3	2	0	9	5	—	.333	.545	.421
Sub Joe Straub	8	32	6	2	2	0	0	1	1	—	.188	.250	.212
Sub Bill Greenwood	7	30	9	8	1	0	0	1	1	—	.300	.333	.323
P Doc Landis (1)	3	12	2	1	0	0	0	—	0	—	.167	.167	.167
P Charlie Reynolds	2	8	1	1	0	0	0	—	0	—	.125	.125	.125
Sub Bill Farrell	2	7	2	2	1	0	0	1	1	—	.286	.429	.375
Sub Tug Arundel	1	5	0	0	0	0	0	0	0	4	.000	.000	.000
P Ed Halbriter	1	4	0	0	0	0	0	—	0	—	.000	.000	.000
P George Snyder	1	3	1	2	0	0	0	—	0	—	.333	.333	.333
	75	2707	660	406	89	21	5	—	125	164	.244	.298	.277

1B—Latham 74, O'Brien 1

2B—Stricker 72, Smith 2, Greenwood 2, Blakiston 1, Birchall 1

SS—L. Say 49, J. Say 22, Smith 4

3B—Blakiston 34, Mann 29, Smith 11, Dorgan 1, O'Brien 1

OF—Birchall 74, Blakiston 38, Mansell 31, Dorgan 22, Richmond 18, O'Brien 18, Kienzle 9, Greenwood 7, Sweeney 5, Smith 3, Weaver 2, Farrell 2, Straub 1, Reynolds 1, Landis 1, Mountain 1, Stricker 1

C—O'Brien 45, Dorgan 25, Straub 7, Arundel 1, Farrell 1

P—Weaver 42, Sweeney 20, Mountain 8, Landis 2, Stricker 2, Reynolds 2, Snyder 1, Halbriter 1

	Pos	G	TC	PO	A	DP	E	PB	FA
Latham	1B	74	827	792	12	28	23	—	.972
Birchall	LF	74	172	134	14	0	24	—	.860
Stricker	2B	72	542	239	251	29	52	—	.904
L. Say	SS	49	301	69	192	7	40	—	.867
O'Brien	C	45	293	205	66	1	22	29	.925
"	RF@	18	39	21	12	0	6	—	.846
Weaver	P	42	152	16	127	1	9	—	.941
Blakiston	RF	38	76	52	13	0	11	—	.855
"	3B	34	146	32	81	3	33	—	.774
Mansell	CF	31	67	49	4	0	14	—	.791
Mann	3B	29	89	32	39	3	18	—	.798
Dorgan	C	25	167	125	22	0	20	32	.880
"	CF@	22	51	33	8	0	10	—	.804
J. Say	SS	22	121	31	76	10	14	—	.884
Sweeney	P	20	66	9	51	0	6	—	.909
Richmond	CF@	18	37	29	4	0	4	—	.892
Smith	3B	11	56	15	26	0	15	—	.732
		75	3439	1985	1093	36	361	74	.895

	G	IP	H	GS	CG	W	L	SO	BB	Sh	Sv	ERA	WP	HR
Buck Weaver	42	371	374	41	41	26	15	104	35	2	0	2.74	18	7
Bill Sweeney	20	170	178	20	18	9	11	48	42	0	0	2.91	12	3
Frank Mountain (2)	8	69	72	8	8	2	5	15	11	0	0	3.91	10	1
Doc Landis (1)	2	17	16*	2	2	1	1*	13	1	0	0	3.18	2	1*
Charlie Reynolds	2	12	18	2	1	1	1	4	3	0	0	5.25	3	0
George Snyder	1	9	4	1	1	1	0	0	2	0	0	0.00	1	0
Ed Halbriter	1	8	17	1	1	0	1	4	4	0	0	7.88	5	1
Cub Stricker	2	7	3	0	0	1	0	2	1	0	0	1.29	0	0
	663	682	75	72	41	34	190	99	2	0	0	2.97	51	13

LOUISVILLE**Denny Mack**

Eclipse Park I

	G	AB	H	R	2B	3B	HR	RBI	BB	SO	BA	SA	OBP
1B Guy Hecker	78	340	94	62	14	4	3	—	5	—	.276	.368	.287
RF Jimmy Wolf	78	318	95	46	11	8	0	—	9	—	.299	.384	.318
P Tony Mullane	77	303	78	46	13	1	0	—	13	—	.257	.307	.288
2B Pete Browning	69	288	109	67	17	3	5	—	26	—	.378	.510	.430
LF Leech Maskrey	76	288	65	30	14	2	0	—	9	—	.226	.288	.249
C Dan Sullivan	67	286	78	44	8	2	0	—	9	—	.273	.315	.295
CF John Reccius	74	266	63	46	12	3	1	—	23	—	.237	.316	.298
SS Denny Mack	72	264	48	41	3	1	0	—	16	—	.182	.201	.229
3B Bill Schenck	60	231	60	37	11	3	0	—	8	—	.260	.333	.285
Sub Charlie Strick	32	110	18	17	6	1	0	—	9	—	.164	.236	.227
Sub Gracie Pierce (1)	9	33	10	3	1	0	0	—	1	—	.303	.333	.324
Sub Joe Crotty	5	20	2	1	0	0	0	—	0	—	.100	.100	.100
Sub Phil Reccius	4	15	2	0	0	0	0	—	0	—	.133	.133	.133
Sub Charlie Bohn	4	13	2	0	0	0	0	—	0	—	.154	.154	.154
Sub Pop Smith (2)	3	11	2	1	0	0	0	—	0	—	.182	.182	.182
Sub Harry McCaffery (1)	1	4	1	1	0	0	0	—	0	—	.250	.250	.250
Sub Jimmy Say (1)	1	4	1	1	0	0	0	—	0	—	.250	.250	.250
Sub Amos Booth (2)	1	4	0	0	0	0	0	—	0	—	.000	.000	.000
Sub John Dyler	1	4	0	0	0	0	0	—	0	—	.000	.000	.000
Sub Harry Maskrey	1	4	0	0	0	0	0	—	0	—	.000	.000	.000
Sub Ed Merrill (1)	1	0	0	0	0	0	0	—	0	—	—	—	—
	80	2806	728	443	110	28	9	—	128	193	.259	.328	.292

THE ANNUAL RECORD

1B—Hecker 66, Mullane 13, Strick 1, Wolf 1
 2B—Browning 42, Mack 24, Pierce 9, Strick 6, Mullane 2, McCaffery 1, Booth 1, L. Maskrey 1
 SS—Mack 49, Browning 18, Wolf 9, Smith 3, Schenck 2, Sullivan 1, Strick 1
 3B—Schenck 58, Browning 13, Sullivan 10, Say 1
 OF—L. Maskrey 76, Wolf 70, J.Reccius 65, Mullane 12, Strick 6, Mack 5, Sullivan 4, P. Reccius 4, Hecker 2, Bohn 2,
 H. Maskrey 1, Dylar 1, Merrill 1
 C—Sullivan 54, Strick 21, Crotty 5
 P—Mullane 55, Hecker 13, J. Reccius 13, Schenck 2, Bohn 2, Wolf 1

	Pos	G	TC	PO	A	DP	E	PB	FA
Maskrey	LF	76	163	136	11	1	16	—	.902
Wolf	RF	70	102	71	21	2	10	—	.902
Hecker	1B	66	742	689	22	43	31	—	.958
"	P	13	55	9	46	0	0	—	1.000
J. Reccius	CF	65	119	87	15	3	17	—	.857
"	P	13	35	4	25	0	6	—	.829
Schenck	3B	58	221	70	110	4	41	—	.814
Mullane	P	55	241	54	177	6	10	—	.959
"	1B	13	120	106	3	1	11	—	.908
"	OF@	12	24	21	2	1	1	—	.958
Sullivan	C	54	443	294	95	3	54	80	.878
"	3B	10	38	14	16	0	8	—	.789
Mack	SS	49	236	51	161	9	24	—	.898
"	2B	24	139	55	59	11	25	—	.820
Browning	2B	42	319	157	127	19	35	—	.890
"	SS	18	102	26	62	9	14	—	.864
"	3B	13	63	17	32	3	14	—	.778
Strick	C	21	127	84	30	1	13	27	.898
		80	3592	2075	1132	57	385	114	.893

	G	IP	H	GS	CG	W	L	SO	BB	Sh	Sv	ERA	WP	HR
Tony Mullane #	55	460.1	418	55	51	30	24	170	78	5	0	1.88	33	3
Guy Hecker ##	13	104	75	11	10	6	6	33	5	0	0	1.30	7	0
John Reccius	13	95	106	10	9	4	6	31	22	1	0	3.03	5	3
Charlie Bohn	2	18	21	2	2	1	1	3	0	0	0	3.00	0	0
Bill Schenck	2	10	6	1	1	1	0	4	1	0	0	0.90	0	0
Jimmy Wolf	1	6	11	0	0	0	0	1	3	0	0	9.00	2	0
—1 forfeit L vs. St. Louis on June 29 when Louisville captain Mack pulled his team off the field after St. Louis refused to replaced umpire McGee—														
	693.1	637	79	73	42	38	240	112	6	0	2.03	47	6	

No hit game 2-0 vs Cincinnati, September 11
 ## No hit game 3-1 vs Pittsburgh, September 19

PITTSBURGH

Al Pratt
 Exposition Park I

	G	AB	H	R	2B	3B	HR	RBI	BB	SO	BA	SA	OBP
LF Mike Mansell	79	347	96	59	18	16	2	—	7	—	.277	.438	.291
SS John Peters	78	333	96	46	10	1	0	—	4	—	.288	.324	.297
RF Ed Swartwood	76	325	107	86	18	11	4	—	21	—	.329	.489	.370
UT Billy Taylor	70	299	84	40	16	13	3	—	7	—	.281	.452	.297
2B George Strief	79	297	58	45	9	6	2	—	13	—	.195	.286	.229
CF Jack Leary (1)	60	257	75	32	7	3	1	—	5	—	.292	.354	.305
1B Chappy Lane	57	214	38	26	8	2	3	—	5	—	.178	.276	.196
P Harry Salisbury	39	145	22	17	2	0	0	—	4	—	.152	.166	.174

	G	AB	H	R	2B	3B	HR	RBI	BB	SO	BA	SA	OBP
3B Joe Battin	34	133	28	13	5	1	1	—	3	—	.211	.286	.228
OF Charlie Morton (1)	25	103	29	12	0	3	0	—	5	—	.282	.340	.315
C Rudy Kemmler (2)	24	99	25	7	4	0	0	—	1	—	.253	.293	.260
C Jim Keenan	25	96	21	10	7	0	1	—	1	—	.219	.323	.227
P Denny Driscoll	23	80	11	12	2	0	1	—	3	—	.138	.200	.169
Sub Pat Morgan	17	66	17	10	2	1	0	—	4	—	.258	.318	.300
P Harry Arundel	14	53	10	8	0	0	0	—	5	—	.189	.189	.259
Sub Jake Goodman	10	41	13	5	2	2	0	—	2	—	.317	.463	.349
P Morrie Critchley (1)	1	5	0	0	0	0	0	0	0	0	.000	.000	.000
P Jake Seymour	1	4	0	0	0	0	0	—	0	—	.000	.000	.000
Sub Russ McKelvy	1	4	0	0	0	0	0	0	0	—	.000	.000	.000
Sub Ren Wylie	1	3	0	0	0	0	0	0	0	—	.000	.000	.000
	79	2904	730	428	110	59	18	—	90	183	.251	.348	.274

1B—Lane 43, Taylor 23, Goodman 10, Swartwood 4, Leary 1

2B—Strief 78, Leary 1, Peters 1

SS—Peters 77, Keenan 1, Morton 1, Arundel 1, Strief 1

3B—Battin 34, Leary 33, Taylor 14, Morton 3

OF—Mansell 79, Swartwood 73, Leary 27, Morton 25, Lane 13, Morgan 11, Taylor 8, Keenan 3, Wylie 1, McKelvy 1, Kemmler 1, Salisbury 1

C—Taylor 27, Kemmler 23, Keenan 22, Morgan 7, Lane 2

P—Salisbury 38, Driscoll 23, Arundel 14, Leary 3, Critchley 1, Seymour 1, Taylor 1

	Pos	G	TC	PO	A	DP	E	PB	FA
Mansell	LF	79	211	159	16	1	36	—	.829
Strief	2B	78	481	241	200	28	40	—	.917
Peters	SS	77	419	90	280	21	49	—	.883
Swartwood	RF	73	137	99	9	2	29	—	.788
Lane	1B	43	505	480	12	19	13	7	.974
"	CF@	13	26	17	5	2	4		.846
Salisbury	P	38	117	10	96	1	11	—	.906
Battin	3B	34	194	62	108	5	24	—	.876
Leary	3B	33	133	41	60	1	32	—	.759
"	CF	27	37	26	2	0	9		.757
Taylor	C	27	181	116	40	0	25	27	.862
"	1B	23	255	233	4	7	18		.929
"	3B	14	64	19	29	0	16		.750
Morton	CF@	25	49	31	9	0	9	—	.816
Driscoll	P	23	61	4	50	1	7	—	.885
Kemmler	C	23	174	123	37	1	14	16	.920
Keenan	C	22	180	142	21	3	17	25	.906
Arundel	P	14	71	5	62	0	4	—	.944
Morgan	RF@	11	16	11	0	1	5	11	.688
Goodman	1B	10	80	73	4	0	3	—	.963
		79	3578	2088	1093	40	397	86	.889

	G	IP	H	GS	CG	W	L	SO	BB	Sh	Sv	ERA	WP	HR
Harry Salisbury	38	335	315	38	38	20	18	135	37	1	0	2.63	6	1
Denny Driscoll	23	210	162	23	23	13	9	59	12	0	0	1.21	7	0
Harry Arundel	14	120	155	14	13	4	10	47	23	0	0	4.65	6	3
Jack Leary (1)	3	18.2	28	2	1	1	0	5	3	0	0	6.27	2	0
Morrie Critchley (1)	1	9	7	1	1	1	0	3	1	1	0	0.00	0	0
Jake Seymour	1	8	16	1	1	0	1	2	2	0	0	7.88	5	0
Billy Taylor	1	5	11	0	0	0	1	1	4	0	0	16.20	3	0
		696.2	694	79	77	39	39	252	82	2	0	2.79	29	4

ST. LOUIS

Ned Cuthbert

Sportsman's Park I

	G	AB	H	R	2B	3B	HR	RBI	BB	SO	BA	SA	OBP
SS Bill Gleason	79	347	100	63	11	6	1	—	6	—	.288	.363	.300
3B Jack Gleason	78	331	84	53	10	1	2	—	27	—	.254	.308	.310
1B Charlie Comiskey	78	329	80	58	9	5	1	45	4	—	.243	.310	.252
CF Oscar Walker	76	318	76	48	15	7	7	—	10	—	.239	.396	.262
2B Bill Smiley (1)	59	240	51	30	4	2	0	—	6	—	.213	.246	.232
LF Ned Cuthbert	60	233	52	28	16	5	0	—	17	—	.223	.325	.276
P Jumbo McGinnis	51	203	44	17	6	4	0	—	3	—	.217	.286	.228
C Sleeper Sullivan	51	188	34	24	3	3	0	—	3	—	.181	.229	.194
Sub Harry McCaffery (2)	38	153	42	23	8	6	0	—	3	—	.275	.405	.288
RF George Seward	38	144	31	23	1	1	0	—	12	—	.216	.236	.276
Sub Ed Fusselbach	35	136	31	13	2	0	0	—	5	—	.228	.243	.255
Sub Ed Brown	17	60	11	4	0	0	0	—	4	—	.183	.183	.234
P Jack Schappert	15	50	9	7	1	0	0	—	7	—	.180	.200	.281
Sub Charlie Morton (2)	9	32	2	2	0	1	0	—	2	—	.062	.125	.118
Sub Joe Crotty (2)	8	28	4	2	1	0	0	—	3	—	.143	.179	.226
P Bert Dorr	8	26	4	2	0	0	0	—	0	—	.154	.154	.154
P Morrie Critchley (2)	4	14	3	0	0	0	0	—	0	—	.214	.214	.214
P John Doyle	3	11	2	0	0	0	0	—	0	—	.182	.182	.182
Sub Frank Decker	2	8	2	0	0	0	0	1	0	—	.250	.250	.250
Sub John Shoupe	2	7	0	1	0	0	0	—	0	—	.000	.000	.000
P Bobby Mitchell	1	4	0	0	0	0	0	—	0	—	.000	.000	.000
P Eddie Hogan	1	3	1	1	0	0	0	—	0	—	.333	.333	.333
	80	2865	663	399	87	41	11	—	112	226	.231	.302	.260

1B—Comiskey 77, McCaffery 1, Schappert 1, Walker 1
 2B—Smiley 57, McCaffery 8, Morton 7, Brown 2, Decker 2, Shoupe 2, McGinnis 1, J. Gleason 1, Walker 1
 SS—B. Gleason 79
 3B—J. Gleason 73, McCaffery 8
 OF—Walker 75, Cuthbert 60, Seward 35, McCaffery 23, Fusselbach 15, Brown 15, McGinnis 6, J. Gleason 6, Morton 3, Smiley 2, Crotty 1, Mitchell 1, Schappert 1
 C—Sullivan 50, Fusselbach 19, Crotty 7, Seward 5, McGinnis 1
 P—McGinnis 45, Schappert 15, Dorr 8, Critchley 4, Fusselbach 4, Doyle 3, Comiskey 2, Hogan 1, Brown 1, Mitchell 1

	Pos	G	TC	PO	A	DP	E	PB	FA
B. Gleason	SS	79	510	131	294	23	85	—	.833
Comiskey	1B	77	904	860	14	25	30	—	.967
Walker	CF	75	208	158	18	4	32	—	.846
J. Gleason	3B	73	358	107	168	11	83	—	.768
Cuthbert	LF	60	96	74	12	0	10	—	.896
Smiley	2B	57	339	145	155	20	39	—	.885
Sullivan	C	50	327	231	46	4	50	97	.847
McGinnis	P	44	121	13	97	2	11	0	.909
Seward	RF	35	67	40	12	1	15	4	.776
McCaffery	LF@	23	46	30	11	2	5	—	.891
Fusselbach	C	19	136	72	44	3	20	25	.853
"	RF@	15	30	20	6	1	4	—	.867
Brown	RF@	15	26	18	3	0	5	—	.808
Schappert	P	15	43	5	31	1	7	—	.837
		79	3554	2063	1043	41	446	136	.875

	G	IP	H	GS	CG	W	L	SO	BB	Sh	Sv	ERA	WP	HR
Jumbo McGinnis	45	388.1	376	45	43	25	18	134	53	3	0	2.60	40	2
Jack Schappert	15	128	131	14	13	8	7	38	32	0	0	3.52	24	2
Bert Dorr	8	66	53	8	8	2	6	34	1	0	0	2.59	1	0
Morrie Critchley (2)	4	34	43	4	4	0	4	2	7	0	0	4.24	0	3
John Doyle	3	24	41	3	3	0	3	5	3	0	0	2.63	1	0
Ed Fusselbach	4	23	34	2	2	1	2	3	2	0	1	4.70	1	0
Charlie Comiskey	2	8	12	1	1	0	1	2	3	0	0	0.00	1	0
Eddie Hogan	1	8	10	1	1	0	1	4	0	0	0	1.13	0	0
Bobby Mitchell	1	7	12	1	0	0	1	2	2	0	0	7.71	2	0
Ed Brown	1	2	2	0	0	0	0	1	0	0	0	0.00	0	0
—1 forfeit W vs. Louisville on June 29 —														
		688.1	729	79	77	37	43	225	103	3	1	2.92	70	7

BALTIMORE

Henry Myers

Newington Park

	G	AB	H	R	2B	3B	HR	RBI	BB	SO	BA	SA	OBP
C Ed Whiting	74	308	80	43	14	5	0	—	7	—	.260	.338	.276
1B Charlie Householder	74	307	78	42	10	7	1	—	4	—	.254	.342	.264
SS Henry Myers	69	294	53	43	3	0	0	—	12	—	.180	.190	.212
3B Jimmy Shetzline	73	282	62	23	8	3	0	—	5	—	.220	.270	.233
LF Charlie Waitt	72	250	39	19	4	0	0	—	13	—	.156	.172	.198
RF Tom Brown	45	181	55	30	5	2	1	23	6	—	.304	.370	.326
P Doc Landis (2)	50	175	29	9	1	0	0	—	3	—	.166	.171	.180
CF Monk Cline	44	172	38	18	6	2	0	—	3	—	.221	.279	.234
2B Gracie Pierce (2)	41	151	30	8	2	1	0	—	3	—	.199	.225	.214
Sub Harry Jacoby	31	121	21	17	1	1	1	—	7	—	.174	.223	.219
P Tricky Nichols	26	95	15	4	1	0	0	—	7	—	.158	.168	.216
Sub Bill Smiley (2)	16	61	9	3	0	0	0	—	0	—	.148	.148	.148
P Emil Geis	13	41	6	2	0	1	0	2	1	—	.146	.195	.167
Sub Nick Scharf	10	39	8	4	1	1	1	—	0	—	.205	.359	.205
Sub Frank Burt	10	36	4	2	2	1	0	—	1	—	.111	.232	.135
P Bill Wise	5	20	2	2	1	0	0	1	0	—	.100	.150	.100
P Jack Leary (2)	4	18	4	3	1	0	0	—	0	—	.222	.278	.222
Sub Bill Jones	4	15	1	1	0	0	0	—	0	—	.067	.067	.067
Sub Tom Evers	1	4	0	0	0	0	0	0	0	—	.000	.000	.000
Sub Harry East	1	4	0	0	0	0	0	0	0	—	.000	.000	.000
Sub L. Smith	1	4	0	0	0	0	0	0	0	—	.000	.000	.000
P John Russ	1	3	1	0	0	0	0	0	0	—	.333	.333	.333
Sub Amos Booth (1)	1	3	0	0	0	0	0	—	0	—	.000	.000	.000
	74	2584	535	273	60	24	4	—	72	215	.207	.254	.229

1B—Householder 74, Whiting 3

2B—Pierce 38, Shetzline 20, Smiley 16, Cline 2, Evers 1

SS—Myers 68, Cline 8, Smiley 2, Shetzline 1, Pierce 1

3B—Shetzline 52, Jacoby 19, Booth 1, East 1, Cline 1, Scharf 1

OF—Waitt 72, Brown 45, Cline 39, Landis 15, Nichols 14, Jacoby 13, Burt 10, Scharf 9, Geiss 4, Pierce 3, Jones 2, Whiting 2,

Wise 2, Smith 1, Shetzline 1, Leary 1, Russ 1

C—Whiting 72, Householder 3, Jones 2

P—Landis 42, Nichols 16, Geiss 13, Myers 6, Wise 3, Leary 3, Brown 2, Russ 1

THE ANNUAL RECORD

	Pos	G	TC	PO	A	DP	E	PB	FA
Householder	1B	74	792	749	20	30	23	8	.971
Whiting	C	72	488	299	108	6	81	105	.834
Waitt	LF	72	175	142	11	2	22	—	.874
Myers	SS	68	393	66	257	15	70	—	.822
Shetzline	3B	52	265	91	121	9	53	—	.800
"	2B	20	141	58	64	7	19	—	.865
Brown	RF	45	103	59	16	1	28	—	.728
Landis	P	42	131	19	101	2	11	—	.916
"	RF@	15	26	22	2	0	2	—	.923
Cline	CF	39	114	78	16	1	20	—	.805
Pierce	2B	38	279	123	99	17	57*	—	.792
Jacoby	3B	19	98	29	47	2	22	—	.776
"	CF@	13	33	17	12	1	4	—	.879
Nichols	P	16	47	5	34	0	8	—	.830
"	RF@	14	28	21	2	0	5	—	.821
Smiley	2B	16	115	43	54	7	18	—	.843
Geis	P	13	42	9	23	0	11	—	.738
Burt	CF@	10	27	21	1	1	5	—	.815
		74	3475	1938	1047	41	490	115	.859

	G	IP	H	GS	CG	W	L	SO	BB	Sh	Sv	ERA	WP	HR
Doc Landis (2)	42	343	416*	40	35	11	28*	62	46	0	0	3.33	30	7*
Tricky Nichols	16	118.1	155	13	12	1	12	21	17	0	0	5.02	14	2
Emil Geis	13.2	95.2	84	13	10	4	9	10	22	1	0	4.80	10	2
Henry Myers	6	26	30	2	1	0	2	7	4	0	0	6.58	0	2
Bill Wise	3	26	30	3	3	1	2	9	4	0	0	2.77	1	1
Jack Leary (2)	3	26	29	3	3	2	1	2	8	0	0	1.38	4	1
Tom Brown	2	8.1	13	0	0	0	0	2	6	0	0	1.08	4	0
John Russ	1	3	3	0	0	0	0	0	1	0	0	3.00	0	0
		646.1	760	74	64	19	54	113	108	1	0	3.88	63	15

1883


PEACE COMES IN PARLOR 9

On Saturday, February 17, 1883, at the Fifth Avenue Hotel in New York, three National League and three American Association delegates met face to face for the first time in an attempt to resolve their differences. Newly elected president Abraham Mills was the League's chief spokesman while Opie Caylor, Cincinnati's club secretary and one of the Association's founders, grabbed the floor most often for the upstart loop. Out of that confabulation between the two wary solons came a temporary agreement to raise the reserve rule to 11 men per team and to honor each other's contracts and blacklists.

But while the peace overture compelled Association president Denny McKnight to lift his ban against playing inter-league exhibition games, the two warriors remained at odds over the rules under which such games should be played. While the League in 1883 resurrected its 1880 rule that a foul ball had to be caught on the fly before a batter could be retired, the Association continued to abide by the archaic one-bounce out rule. Beginning in 1883, the League cut another link to the past by allowing its umpires to call for a new ball at any time, but the Association still required an umpire to wait until the close of a complete inning before replacing a ball that was damaged or waterlogged. There were other smaller differences too, and it remained to be seen which set of rules would prevail when the two rivals met on the playing field.

Action commenced in earnest in both circuits on May 1. Cincinnati again appeared to be the team to beat in the Association after shoring up weaknesses at center field and first base by enlisting Pop Corkhill and Long John Reilly. St. Louis also looked much improved, having pilfered the multitalented Tony Mullane from Louisville to join workhorse Jumbo McGinnis in the box, and the Philadelphia Athletics were the Association's most altered team after cornering veteran League performers Harry Stovey, Lon Knight, George Bradley and Bobby Mathews.

In contrast, the Chicago White Stockings suffered the fewest changes of any nine in the majors. Given no reason to stir the mix that had brought him three straight League pennants, Cap Anson kept all but one of his 1882 regular cast. Light-hitting Hugh Nicol (.199) was told to



To *Harper's Weekly* we owe these illustrations of Jack Burdock (top) and John Morrill. Both enjoyed career years in 1883 while sharing the captain's duties for NL champion Boston. Morrill did duty all told in Boston for more than ten years at all four infield positions and also pitched and caught on occasion. He is the only man to play in a Boston uniform under Harry Wright and Mike Kelly, two managers as diverse as imaginable in their approach to the game. In 1888, the final full season of his career, Burdock spent the last half of it trying to bring Brooklyn its first AA pennant by hitting .122 and scoring all of 15 runs in 70 games.

seek employment elsewhere, and Mike Kelly was returned to right field and Tom Burns to shortstop, making way for second sacker Fred Pfeffer from the disbanded Troy club. But Chicago got off to a rocky start, losing four of its first six games in back-to-back series with Detroit, while Providence was sweeping successive series with Philadelphia and New York, the League's two new entries.

At 6-0, the Grays were the only team in the majors with a perfect record before sustaining their initial loss of the season on May 10 to the Cleveland Blues. The first leg of the League race then boiled down to a two-team tussle between the Grays and the Blues. On July 7 Providence held the top rung at 33-16 with Cleveland a mere three wins behind at 30-15 and Boston and Chicago completing the first division. Six weeks later, on August 20, Cleveland occupied 1st at 45-27 with Providence close behind, but when the Blues finished the month with two losses to Chicago and Providence dropped two at Boston, it became a four-team tussle.

The Bostons went into the "van," as 1st place was then called, by winning six straight games, but the Grays broke the streak with back-to-back wins at Providence on September 6 and 7 to bring themselves swiftly back into the race. The following day, in Boston, Jim Whitney opposed Grays ace Charley Radbourn in the pivotal game of the season. A 2-2 tie at the end of regulation length seemed decided when Providence scored a run in the top of the 11th inning, but Joe Hornung tripled in the tying tally in the bottom half and sped home moments later on Jack Burdock's game-winning hit. The tense 4-3 victory was the spark Boston needed. The Red Caps won 13 of their next 14 games to break open what to that point had been a tight race. To John Morrill belonged the distinction of being the first manager ever to win a pennant after taking over a team in midstream. Morrill had not

replaced Burdock as Boston's field general until the season was past the halfway mark. Under the veteran first sacker's guidance, the Red Caps played at a torrid .750 clip, winning 33 of their last 44 games.

Boston's overall .643 winning percentage was exceeded by the St. Louis Browns, which performed at a .663 pace in 1883, but .663 ball was not sufficient to land the Association flag. To

FAMOUS FIRSTS IV

In the Philadelphia Athletics' final game of the 1883 season at Columbus on September 13, newcomer Al West filled in for the A's regular shortstop, Mike Moynahan. After Philadelphia won, West divulged that he was really Al Hubbard, a member of Yale's intercollegiate championship team that spring. Two days later, under his real name, Hubbard went behind the bat in Cincinnati to handle his former Yale teammate Jack Jones. Hubbard and Jones thereupon became the first college battery to perform together in a major league game. It was a less than auspicious initiation for the two as Cincinnati handed Jones his first defeat as an Athletic, an 11-0 drubbing that was the A's worst loss of the season. Hubbard never played again in the majors, but some two weeks later Jones beat Louisville ace Guy Hecker to clinch the 1883 Association pennant for the A's. It proved to be his final major league outing. Following the 1883 season, Jones quit baseball to follow in the family footsteps by going to dental school. Both of Jones's parents were dentists. Indeed his mother Emeline was the first woman in the United States to open her own dental practice. Later Jones also went to medical school. In 1916 he gave up dentistry to teach voice training and maintained teaching studios at opera houses in New York City, New Haven and Bridgeport, Connecticut. He died in 1936, leaving no surviving relatives.

FAMOUS FIRSTS V

As a Boston rookie in 1881, Jim Whitney became the first pitcher ever to lead a major league in both wins and losses in the same season. Whitney's feat has been matched since—albeit just once—but his work in 1882 has never been matched. That season Whitney became the lone player ever to lead a major league team in wins, home runs, batting and slugging. In 1883 Whitney was content simply to lead Boston in wins, although he also platooned in the outfield with fellow pitcher Charlie Buffinton. Between them the pair not only accounted for all but one of Boston's 63 wins but also helped conceal the fact that Boston lacked a center fielder. Edgar Smith, expected to man the post, played only 30 games in the outfield, while Whitney and Buffinton patrolled center in the majority of the club's 98 championship contests to become the first and, to date, the only duo ever to serve as both their club's pitching and centerfield tandem.

owner Chris Von der Ahe's chagrin, his Browns trailed the Philadelphia Athletics by two and a half games on the morning of the next-to-last Sunday of the season. George Bradley's 9-2 win for the Athletics that afternoon before a packed house in St. Louis's Sportsman's Park appeared to wrap up the Association title. But the Athletics then proceeded to drop two games at Louisville in their season closing series while St. Louis was belting Pittsburgh. Still needing one more

CHARLEY RADBOURN'S EASIEST WIN

In their inaugural game in the National League on May 1, 1883, the Philadelphia Quakers gave the Providence Grays fits before finally bowing 4-3. Not until nearly two weeks later, though, did the Quakers first taste victory, beating Chicago. By midsummer the Quakers were so deep in the cellar that the League reluctantly gave them permission to reduce their ticket prices to a quarter so they could compete for fans with the American Association entry in Philadelphia. In search of perks he could use on the road for drawing power, Quakers manager Bob Ferguson gave the ball to Art Hagan, the pride of the mill town of Lonsdale, Rhode Island, when Philadelphia played at Providence on August 21.

Hagan was coming off several ragged outings on the Quakers' recent western road swing, but Ferguson trusted that Hagan's local reputation would outweigh news of them. He was right. Providence's Messer Park was thronged with a delegation from neighboring Lonsdale as well as several other nearby mill towns. They saw a memorable game, though they may not have cared to remember it. William Perrin wrote: "Hagan started for the Grays and the Grays finished Hagan. He was given the most tremendous punishment ever administered to a pitcher in the major leagues." Normally one would allow for Perrin's chauvinism as the Grays' foremost historian, but in this case not. Hagan gave up 11 runs in the first four innings, and it got worse. Perrin thought "Ferguson, perhaps in the kindness of heart and good wishes for the large delegation from Lonsdale and way stations, kept Hagan at his task," but others thought Ferguson was a sadist. On August 21, 1883, Hagan was at the wrong end of the most one-sided shutout in major league history. In the 28-0 loss the Quakers made 20 errors behind him. At the right end of the lopsided score was Grays ace Charley Radbourn, headed for 48 wins in 1883 to set a new major league record that would last only until the following year when he established the current mark of 60.

win to clinch, Philadelphia nailed it on September 28 when Jack Jones topped Guy Hecker 7-6 in 10 innings. A loss two afternoons later on Sunday, the last day of the season, while St. Louis again beat Pittsburgh, shrank the Athletics' final victory margin to one game, the narrowest in history to that point.

Returning to Philadelphia, the Athletics played several exhibition games against the cross-town Quakers that were meant to be a tune-up for a postseason series with League champion Boston. When the lowly Quakers, winners of just 17.3% of their games during the regular League season, dealt the Association victors a string of embarrassing defeats, Athletics officials hastily revised their plans to settle loop supremacy on the field by meeting Boston.

On October 27 the rival leagues again met off the field, however, at the Fifth Avenue Hotel in New York. As in February, Mills led the proceeding on the League's behalf and Caylor was the



Captured here at Sportsman's Park are the 1883 St. Louis Browns before a game with Louisville. Behind the team is a primitive scoreboard, then called a "bulletin board." Is the gent in civvies Chris Von der Ahe? No one's sure. The known team members are: Charlie Comiskey, standing far left with his hand on Bill Gleason's shoulder; Jumbo McGinnis, seated to Gleason's left; Fred Lewis, standing between Gleason and McGinnis; Pat Deasley, standing far right with his hand on Tom Dolan's shoulder; Tony Mullane, to Dolan's right; Hugh Nicol, sprawled far left; Arlie Latham, sitting in the front, third from left; and Tom Mansell, sprawled far right. Waiting to be identified are George Strief and a string of subs. We can hope that one of them just might be Charlie Hodnett.

Association's main voice. In Parlor 9 the two, with help from five of their confreres, crafted a permanent peace settlement in the form of a 10-amendment constitution that would be known thereafter as "The National Agreement." Strong and enduring as that agreement might have seemed when the seven League and Association officials adjourned that evening, within a week another group of baseball men would embark on a series of meetings designed to undermine it.

THE SEASONAL RECORD

NATIONAL LEAGUE

	G	W	L	Pct	H	R	GB	Attendance
1. Boston Beaneaters	98	63	35	.643	41-8	22-27	—	128,968
2. Chicago White Stockings	98	59	39	.602	36-13	23-26	4	124,880
3. Providence Grays	98	58	40	.592	34-15	24-25	5	61,314
4. Cleveland Blues	100	55	42	.567	31-18	24-24	7.5	63,000
5. Buffalo Bisons	98	52	45	.536	36-13	16-32	10.5	32,000
6. New York Gothams	98	46	50	.479	28-19	18-31	16	75,000
7. Detroit Wolverines	101	40	58	.408	23-26	17-32	23	70,000
8. Philadelphia Quakers	98	17	81	.173	9-40	8-41	46	55,992

	Bos	Chi	Pro	Cle	Buf	NY	Det	Phi	Tot
Boston	—	7	8	10	7	7	10	14	63
Chicago	7	—	7	6	9	9	9	12	59
Providence	6	7	—	6	7	9	12	11	58
Cleveland	4	8	8	—	7	7	9	12	55
Buffalo	7	5	7	7	—	8	9	9	52
New York	7	5	5	6	5	—	6	12	40
Philadelphia	0	2	3	2	5	2	3	—	17
	35	39	40	42	45	50	58	81	390

SEASON LEADERS

Batting Average (225 ABs)

1. Brouthers, Buffalo	.374
2. Connor, New York	.357
3. Gore, Chicago	.334
4. Burdock, Boston	.330
5. Jim O'Rourke, Buffalo	.328

Slugging Average

1. Brouthers, Buffalo	.572
2. Morrill, Boston	.525
3. Connor, New York	.506
4. Gross, Philadelphia	.489
5. Sutton, Boston	.486

On-Base Percentage

1. Brouthers, Buffalo	.397
2. Connor, New York	.394
3. Gore, Chicago	.377
4. Dunlap, Cleveland	.361
5. Burdock, Boston	.353

Total Bases

1. Brouthers, Buffalo	243
2. Morrill, Boston	212
3. Connor, New York	207
4. Sutton, Boston	201
5. Hornung, Boston	199

Home Runs

1. Ewing, New York	10
2. Hornung, Boston	8
Denny, Providence	8
4. Ward, New York	7
5. Morrill, Boston	6

RBI

1. Brouthers, Buffalo	97
2. Burdock, Boston	88
3. Sutton, Boston	73
4. Morrill, Boston	68
Anson, Chicago	68

Hits

1. Brouthers, Buffalo	159
2. Connor, New York	146
3. Jim O'Rourke, Buffalo	143
4. Sutton, Boston	134
5. Wood, Detroit	133

Runs

1. Hornung, Boston	107
2. Gore, Chicago	105
3. Jim O'Rourke, Buffalo	102
4. Sutton, Boston	101
5. Hines, Providence	94

Bases on Balls

1. York, Cleveland	37
2. Hanlon, Detroit	34
3. Powell, Detroit	28
4. Shaffer, Buffalo	27
Gore, Chicago	27

Strikeouts

1. Galvin, Buffalo	79
2. Wise, Boston	74
3. Flint, Chicago	69
4. Morrill, Boston	68
5. Corcoran, Chicago	62

OPS

1. Brouthers, Buffalo	.969
2. Connor, New York	.900
3. Morrill, Boston	.868
4. Gore, Chicago	.849
5. Sutton, Boston	.836

PITCHING

Wins

1. C. Radbourn, Providence	48
2. Galvin, Buffalo	46
3. J. Whitney, Boston	37
4. Corcoran, Chicago	34
5. J. McCormick, Cleveland	28

Complete Games

1. Galvin, Buffalo	72
2. C. Radbourn, Providence	66
3. Coleman, Philadelphia	59
4. J. Whitney, Boston	54
5. Corcoran, Chicago	51

ERA (98 innings)

1. J. McCormick, Cleveland	1.84
2. C. Radbourn, Providence	2.05
3. J. Whitney, Boston	2.24
4. Sawyer, Cleveland	2.36
5. Daily, Cleveland	2.42

Losses

1. Coleman, Philadelphia	48
2. Galvin, Buffalo	29
3. C. Radbourn, Providence	25
4. Wiedman, Detroit	24
5. Welch, New York	23

Strikeouts

1. J. Whitney, Boston	345
2. C. Radbourn, Providence	315
3. Galvin, Buffalo	279
4. Corcoran, Chicago	216
5. Buffinton, Boston	188

Lowest OOB

1. C. Radbourn, Providence	.244
2. J. Whitney, Boston	.251
3. Galvin, Buffalo	.265
4. Ward, New York	.267
5. J. McCormick, Cleveland	.268

Innings

1. Galvin, Buffalo	656.1
2. C. Radbourn, Providence	632.1
3. Coleman, Philadelphia	538.1
4. J. Whitney, Boston	514
5. Corcoran, Chicago	473.2

Winning Percentage (20 decisions)

1. J. McCormick, Cleveland	.700
2. C. Radbourn, Providence	.649
3. Buffinton, Boston	.641
4. J. Whitney, Boston	.638
5. Corcoran, Chicago	.630

Lowest OBA

1. Sawyer, Cleveland	.217
2. C. Radbourn, Providence	.227
3. J. McCormick, Cleveland	.233
4. Sweeney, Providence	.237
5. J. Whitney, Boston	.238

FIELDING

Putouts

1B	
Brouthers, Buffalo	1040
Farrar, Philadelphia	1035
Anson, Chicago	1031

2B

Dunlap, Cleveland	304
Richardson, Buffalo	289
Pfeffer, Chicago	264

3B

Denny, Providence	178
Muldoon, Cleveland	122
Hankinson, New York	122

SS

Houck, Detroit	162
McClellan, Philadelphia	152
Caskin, New York	146

RF

Shaffer, Buffalo	182
Jack Manning, Philadelphia	155
Cassidy, Providence	120

CF

Hanlon, Detroit	216
Gore, Chicago	195
Hotaling, Cleveland	181

LF

Wood, Detroit	226
Gillespie, New York	216
York, Cleveland	176

Assists

Anson, Chicago	41
Connor, New York	40
Brouthers, Buffalo	35

Jack Farrell, Providence	365
Richardson, Buffalo	344
Dunlap, Cleveland	290
Burdock, Boston	290

Williamson, Chicago	252
Joe Farrell, Detroit	248
Denny, Providence	188

Houck, Detroit	328
Glasscock, Cleveland	313
Irwin, Providence	293

Shaffer, Buffalo	41
M. Kelly, Chicago	38
Jack Manning, Philadelphia	37

Ward, New York	28
Hotaling, Cleveland	27
Gore, Chicago	23

York, Cleveland	15
Hornung, Boston	15
Wood, Detroit	15

Fielding Average

Morrill, Boston	.974
Phillips, Cleveland	.967
Farrar, Philadelphia	.965

Jack Farrell, Providence	.924
Burdock, Boston	.921
Dunlap, Cleveland	.911

Denny, Providence	.876
Hankinson, New York	.870
Sutton, Boston	.866

Glasscock, Cleveland	.922
Force, Buffalo	.884
Burns, Chicago	.872

Evans, Cleveland	.902
Cassidy, Providence	.864
Shaffer, Buffalo	.861

P. Hines, Providence	.905
Hanlon, Detroit	.884
Gore, Chicago	.867

Hornung, Boston	.936
Gillespie, New York	.897
Wood, Detroit	.876

THE ANNUAL RECORD

Putouts		Assists		Fielding Average	
C					
M. Hines, Boston	382	Gilligan, Providence	108	Bennett, Detroit	.944
Gilligan, Providence	379	Flint, Chicago	104	Ewing, New York	.922
Bushong, Cleveland	370	M. Hines, Boston	103	Bushong, Cleveland	.909
P					
Corcoran, Chicago	37	C. Radbourn, Providence	139	Shaw, Detroit	.962
C. Radbourn, Providence	33	Galvin, Buffalo	127	Daily, Cleveland	.939
Welch, New York	29	Coleman, Philadelphia	118	Galvin, Buffalo	.936
Double Plays		Errors		TC/Game	
1B					
Powell, Detroit	62	Powell, Detroit	54	Brouthers, Buffalo	11.5
Anson, Chicago	59	Brouthers, Buffalo	44	Start, Providence	11.4
Farrar, Philadelphia	55	Connor, New York	44	Anson, Chicago	11.3
2B					
Jack Farrell, Providence	51	Ferguson, Philadelphia	88	Richardson, Buffalo	7.6
Dunlap, Cleveland	49	Richardson, Buffalo	68	Pfeffer, Chicago	7.5
Pfeffer, Chicago	49	Pfeffer, Chicago	67	Ferguson, Philadelphia	7.4
3B					
Williamson, Chicago	20	Williamson, Chicago	87	Williamson, Chicago	4.6
Sutton, Boston	14	Joe Farrell, Detroit	66	Denny, Providence	4.3
Denny, Providence	13	Muldoon, Cleveland	62	Joe Farrell, Detroit	4.2
Joe Farrell, Detroit	13				
SS					
Houck, Detroit	36	Wise, Boston	88	McClellan, Philadelphia	6.1
Irwin, Providence	29	Houck, Detroit	85	Caskin, New York	5.72
Glasscock, Cleveland	28	McClellan, Philadelphia	72	Houck, Detroit	5.69
RF					
Jack Manning, Philadelphia	5	Shaffer, Buffalo	36	Shaffer, Buffalo	2.7
M. Kelly, Chicago	5	M. Kelly, Chicago	33	Jack Manning	2.3
Shaffer, Buffalo	3	Jack Manning, Philadelphia	32	M. Kelly	2.1
CF					
Hanlon, Detroit	6	Hotaling, Cleveland	42	Hanlon, Detroit	2.9
Hotaling, Cleveland	5	Gore, Chicago	34	Hotaling, Cleveland	2.8
Gore, Chicago	4	Hanlon, Detroit	30	Gore, Chicago	2.5
LF					
Gillespie, New York	6	Dalrymple, Chicago	34	Wood, Detroit	2.8
Carroll, Providence	4	Wood, Detroit	34	Gillespie, New York	2.6
Four with	3	York, Cleveland	30	Dalrymple, Chicago	2.4
C					
Bennett, Detroit	11	Gross, Providence	74	M. Hines, Boston	9.3
Gilligan, Providence	10	M. Hines, Boston	62	Bushong, Cleveland	8.0
Ewing, Troy	8	Flint, Chicago	57	Gilligan, Providence	7.3
Leaders in Passed Balls: M. Hines, Boston (99); Flint, Chicago (76); Gilligan, Providence (74)					
P					
Galvin, Buffalo	4	Welch, New York	21	J. McCormick, Cleveland	3.4
Shaw, Detroit	4	Coleman, Philadelphia	18	Ward, New York	3.1
Three with	3	Goldsmith, Chicago	17	Goldsmith, Chicago	2.7

BOSTON

Jack Burdock (30-24) John Morrill (33-11)

South End Grounds I

	G	AB	H	R	2B	3B	HR	RBI	BB	SO	BA	SA	OBP
LF Joe Hornung	98	446	124	107	25	13	8	66	8	54	.278	.446	.291
3B Ezra Sutton	94	414	134	101	28	15	3	73	17	12	.324	.486	.350
P/CF Jim Whitney	96	409	115	78	27	10	5	57	25	29	.281	.433	.323
SS Sam Wise	96	406	110	73	25	7	4	58	13	74	.271	.397	.294
1B John Morrill	97	404	129	83	33	16	6	68	15	68	.319	.525	.344
2B Jack Burdock	96	400	132	80	27	8	5	88	14	35	.330	.475	.353
P/CF Charlie Buffinton	86	341	81	28	8	3	1	26	6	24	.238	.287	.251
RF Paul Radford	72	258	53	46	6	3	0	14	9	26	.205	.252	.232
C Mike Hines	63	231	52	38	13	1	0	16	7	36	.225	.290	.248
C Mert Hackett	46	179	42	20	8	6	2	24	1	48	.235	.380	.239
CF Edgar Smith	30	115	25	10	5	3	0	16	5	11	.217	.313	.250
Sub Lew Brown (1)	14	54	13	5	4	1	0	9	3	6	.241	.352	.281
	98	3657	1010	669	209	86	34	515	123	423	.276	.408	.300

1B—Morrill 81, Brown 14, Buffinton 2, Whitney 2

2B—Burdock 96, Morrill 2

SS—Wise 96, Morrill 2, Sutton 1

3B—Sutton 93, Morrill 6, Hornung 1

OF—Hornung 98, Radford 72, Buffinton 51, Whitney 40, Smith 30, Morrill 7, Hines 7, Hackett 4, Sutton 1

C—Hines 59, Hackett 44, Smith 1

P—Whitney 62, Buffinton 43, Morrill 2

	Pos	G	TC	PO	A	DP	E	PB	FA
Hornung	LF	98	203	175	15	3	13	—	.936
Burdock	2B	96	558	224	290	39	44	—	.921
Wise	SS	96	496	134	274	21	88	—	.823
Sutton	3B	93	314	120	152	14	42	—	.866
Morrill	1B	81	836	794	20	33	22	—	.974
Radford	RF	72	122	86	16	2	20	—	.836
Whitney	P	62	114	12	93	2	9	—	.921
"	CF@	40	78	55	7	0	16		.795
Hines	C	59	547	382	103	5	62	99	.887
Buffinton	CF@	51	82	52	10	3	20	—	.756
"	P	43	86	15	58	3	13		.849
Hackett	C	44	342	254	57	2	31	68	.909
Smith	CF	30	63	54	3	3	6	1	.905
Brown	1B	14	157	146	2	7	9	—	.943
		98	4120	2579	1132	58	409	168	.901

	G	IP	H	GS	CG	W	L	SO	BB	Sh	Sv	ERA	WP	HR
Jim Whitney	62	514	492	56	54	37	21	345	35	1	2	2.24	37	7
Charlie Buffinton	43	333	346	41	34	25	14	188	51	4	1	3.03	17	4
John Morrill	2	13	15	1	1	1	0	5	4	0	0	2.77	0	0
		860	853	98	89	63	35	538	90	6	3	2.55	54	11

* One combined shutout on Sept 1: Buffinton 5 innings, Whitney 4 innings

CHICAGO

Cap Anson

Lake Front Park (II)

	G	AB	H	R	2B	3B	HR	RBI	BB	SO	BA	SA	OBP
RF Mike Kelly	98	428	109	92	28	10	3	61	16	35	.255	.388	.282
1B Cap Anson	98	413	127	70	36	5	0	68	18	9	.308	.419	.329
SS Tom Burns	97	405	119	69	37	7	2	67	13	31	.294	.435	.316
3B Ned Williamson	98	402	111	83	49	5	2	59	22	48	.276	.438	.314
CF George Gore	92	392	131	105	30	9	2	52	27	35	.334	.472	.377
2B Fred Pfeffer	96	371	87	41	22	7	1	45	8	50	.235	.340	.251
LF Abner Dalrymple	80	363	108	78	24	4	2	37	11	29	.298	.402	.318
C Silver Flint	85	332	88	57	23	4	0	32	3	69	.265	.358	.272
P Larry Corcoran	68	263	55	40	12	7	0	25	6	62	.209	.308	.227
P Fred Goldsmith	60	235	52	38	12	3	1	16	4	35	.221	.311	.234
Sub Billy Sunday	14	54	13	6	4	0	0	5	1	18	.241	.315	.255
	98	3658	1000	679	277	61	13	467	129	399	.273	.393	.298

1B—Anson 98, Goldsmith 2, Pfeffer 1
 2B—Pfeffer 79, Burns 19, Kelly 3, Corcoran 1
 SS—Burns 79, Pfeffer 18, Corcoran 3
 3B—Williamson 97, Kelly 2, Pfeffer 1
 OF—Gore 92, Kelly 82, Dalrymple 80, Flint 23, Goldsmith 16, Sunday 14, Corcoran 13, Burns 1, Anson 1
 C—Flint 83, Kelly 38, Williamson 3, Anson 1
 P—Corcoran 56, Goldsmith 46, Anson 2, Williamson 1, Kelly 1

	Pos	G	TC	PO	A	DP	E	PB	FA
Anson	1B	98	1112	1031	41	59	40	1	.964
Williamson	3B	97	450	111	252	20	87	2	.807
Gore	CF	92	256	195	27	4	34	—	.867
Flint	C	83	462	301	104	4	57	76	.877
"	RF@	23	16	10	2	0	4	—	.750
Kelly	RF	82	171	101	38	5	32	28	.813
"	C	38	131	73	37	2	21	—	.840
Dalrymple	LF	80	195	149	12	3	34	—	.826
Pfeffer	2B	79	595	264	264	49	67	—	.887
"	SS	18	97	15	63	6	19	—	.804
Burns	SS	79	437	121	260	25	56	—	.872
"	2B	19	144	59	57	5	28	—	.806
Corcoran	P	56	138	37	88	3	13	—	.906
"	RF@	13	18	13	0	0	5	—	.722
Goldsmith	P	46	126	23	86	3	17	—	.865
"	LF@	16	38	28	3	0	7	—	.816
Sunday	RF@	14	17	10	1	0	6	—	.647
		98	4476	2569	1364	76	543	107	.879

	G	IP	H	GS	CG	W	L	SO	BB	Sh	Sv	ERA	WP	HR
Larry Corcoran	56	473.2	483	53	51	34	20	216	82	3	0	2.49	19	7
Fred Goldsmith	46	383.1	456	45	40	25	19	82	39	2	0	3.15	11	14
Cap Anson	2	3	1	0	0	0	0	0	1	0	1	0.00	0	0
Ned Williamson	1	1	1	0	0	0	0	1	1	0	0	9.00	0	0
Mike Kelly	1	1	1	0	0	0	0	0	0	0	0	0.00	0	0
		862	942	98	91	59	39	299	123	5	1	2.78	30	21

PROVIDENCE

Harry Wright

Messer Street Grounds

	G	AB	H	R	2B	3B	HR	RBI	BB	SO	BA	SA	OBP
CF Paul Hines	97	442	132	94	32	4	4	45	18	23	.299	.416	.326
2B Jack Farrell	95	420	128	92	24	11	3	61	15	21	.305	.436	.329
SS Arthur Irwin	98	406	116	67	22	7	0	44	12	38	.286	.374	.306
3B Jerry Denny	98	393	108	73	26	8	8	55	9	48	.275	.443	.281
P Charley Radbourn	89	381	108	59	11	3	3	48	14	16	.283	.352	.309
1B Joe Start	87	370	105	63	16	7	1	57	22	16	.284	.373	.324
RF John Cassidy	89	366	87	46	16	5	0	42	9	38	.238	.309	.256
C Barney Gilligan	74	263	52	34	13	3	0	24	26	32	.198	.270	.270
LF Cliff Carroll	58	238	63	37	12	3	1	20	4	28	.265	.353	.277
UT Lee Richmond	49	194	55	41	8	6	1	19	15	19	.284	.402	.335
C Sandy Nava	29	100	24	18	4	2	0	16	3	17	.240	.320	.262
P Charlie Sweeney	22	87	19	9	3	0	0	15	2	10	.218	.253	.236
Sub Joe Mulvey (1)	4	16	2	1	1	0	0	2	0	1	.125	.188	.125
Sub Edgar Smith (1)	2	9	2	2	1	0	0	1	0	2	.222	.333	.222
	98	3685	1001	636	189	59	21	449	149	309	.272	.372	.300

1B—Start 87, Hines 9, Smith 2, Radbourn 2, Cassidy 1

2B—Farrell 95, Irwin 4, Cassidy 1

SS—Irwin 94, Mulvey 4

3B—Denny 98

OF—Hines 89, Cassidy 88, Carroll 58, Richmond 41, Radbourn 20, Sweeney 7, Smith 2, Nava 2

C—Gilligan 74, Nava 27

P—Radbourn 76, Sweeney 20, Richmond 12

	Pos	G	TC	PO	A	DP	E	PB	FA
Denny	3B	98	418	178	188	13	52	—	.876
Farrell	2B	95	674	258	365	51	51	—	.924
Irwin	SS	94	451	93	293	29	65	—	.856
Hines	CF	89	210	169	21	2	20	—	.905
Cassidy	RF	88	169	120	26	2	23	—	.864
Start	1B	87	995	923	29	48	43	—	.957
Radbourn	P	76	187	33	139	3	15	—	.920
"	LF@	20	32	22	3	2	7	—	.781
Gilligan	C	74	541	379	108	10	54	74	.900
Carroll	LF	58	133	109	11	4	13	—	.902
Richmond	LF@	41	70	47	3	0	20	—	.714
"	P	12	23	2	19	0	2	—	.913
Nava	C	27	171	98	41	4	32	23	.813
Sweeney	P	20	51	7	37	1	7	—	.863
		98	4331	2603	1309	75	419	97	.903

	G	IP	H	GS	CG	W	L	SO	BB	Sh	Sv	ERA	WP	HR
Charley Radbourn #	76	632.1	563	68	66	48	25	315	56	4	1	2.05	36	7
Charlie Sweeney	20	146.2	142	18	14	7	7	48	28	0	0	3.13	17	3
Lee Richmond	12	92	122	12	8	3	7	13	27	0	0			
—1 forfeit L vs Philadelphia on July 4 AM when Providence left the field in Philadelphia while ahead 11-9 after seven innings in order to catch a train to New York where they had an afternoon game—														

871	827	98	88	58	39	376	111	4	1	2.37	59	12
-----	-----	----	----	----	----	-----	-----	---	---	------	----	----

No-hit game 8-0 vs Cleveland, July 25

CLEVELAND

Frank Bancroft

Kennard Street Park

	G	AB	H	R	2B	3B	HR	RBI	BB	SO	BA	SA	OBP
CF Pete Hotaling	100	417	108	54	20	8	0	30	12	31	.259	.345	.280
2B Fred Dunlap	93	396	129	81	34	2	4	37	22	21	.326	.452	.361
SS Jack Glasscock	96	383	110	67	19	6	0	46	13	23	.287	.368	.311
1B Bill Phillips	97	382	94	42	29	8	2	40	8	49	.246	.380	.262
LF Tom York	100	381	99	56	29	5	2	46	37	55	.260	.378	.325
3B Mike Muldoon	98	378	86	54	22	3	0	29	10	39	.228	.302	.274
RF Jake Evans	90	332	79	36	13	2	0	31	8	38	.238	.289	.256
C Doc Bushong	63	215	37	15	5	0	0	9	9	19	.172	.195	.198
P Jim McCormick	43	157	37	21	2	2	0	13	2	14	.236	.274	.245
C Fatty Briody	40	145	34	23	5	1	0	10	3	13	.234	.283	.250
P Hugh Daily	45	142	18	18	1	0	0	5	10	36	.127	.134	.184
P Will Sawyer	17	47	1	3	0	0	0	0	3	19	.021	.021	.080
Sub Bill Crowley (2)	11	41	12	3	5	0	0	5	1	7	.293	.415	.310
Sub George Bradley (1)	4	16	5	0	0	1	0	1	0	1	.313	.438	.313
P Charlie Cady	3	11	0	0	0	0	0	0	1	5	.000	.000	.083
Sub Cal Broughton (1)	4	10	2	2	0	0	0	1	2	2	.200	.200	.333
Sub Lem Hunter	1	4	1	1	0	0	0	0	0	2	.250	.250	.250
	100	3457	852	476	184	38	8	303	139	374	.246	.329	.276

1B—Phillips 97, Briody 2, McCormick 1
 2B—Dunlap 93, Briody 4, Glasscock 3, Evans 1
 SS—Glasscock 93, Bradley 4, Evans 3
 3B—Muldoon 98, Evans 3, Briody 1
 OF—Hotaling 100, York 100, Evans 86, Crowley 11, Muldoon 2, Cady 2, McCormick 1, Daily 1, Dunlap 1, Hunter 1
 C—Bushong 63, Briody 33, Broughton 4
 P—Daily 45, McCormick 43, Sawyer 17, Cady 1, Evans 1, Hunter 1

	Pos	G	TC	PO	A	DP	E	PB	FA
Hotaling	CF	100	246	181	23	5	42	—	.829
York	LF	100	221	176	15	3	30	—	.864
Muldoon	3B	98	354	122	170	9	62	—	.825
Phillips	1B	97	1008	953	22	53	33	—	.967
Dunlap	2B	93	652	304	290	49	58	—	.911
Glasscock	SS	93	485	134	313	28	38	—	.922
Evans	RF	86	164	119	29	1	16	—	.902
Bushong	C	63	504	370	88	5	46	47	.909
Daily	P	45	82	6	71	1	5	—	.939
McCormick	P	42	133	18	101	2	14	—	.895
Briody	C	33	241	171	46	5	24	33	.900
Sawyer	P	17	21	6	11	0	4	—	.810
Crowley	RF@	11	13	12	0	0	1	—	.923
		100	4274	2656	1233	69	389	85	.909

	G	IP	H	GS	CG	W	L	SO	BB	Sh	Sv	ERA	WP	HR
Hugh Daily #	43	378.2	360	43	40	23	19	171	99	4	1	2.42	23	5
Jim McCormick	43	342	316	41	36	28	12	145	65	1	1	1.84	11	1
Will Sawyer	17	141	119	15	15	4	10	76	47	0	0	2.36	13	1
Charlie Cady	1	8	13	1	1	0	1	5	4	0	0	7.88	3	0
Lem Hunter	1	6.1	10	0	0	0	0	4	2	0	0	1.42	0	0
Jake Evans	1	3	0	0	0	0	0	1	0	0	0	0.000	0	0
	879	818	100	92	55	42	402	217	5	2	2.22	50	7	

No-hit game 1-0 vs Philadelphia, September 13

BUFFALO
Jim O'Rourke
 Riverside Park

	G	AB	H	R	2B	3B	HR	RBI	BB	SO	BA	SA	OBP
LF Jim O'Rourke	94	436	143	102	29	8	1	38	15	13	.328	.438	.350
1B Dan Brouthers	98	425	159	85	41	17	3	97	16	17	.374	.572	.397
RF Orator Shaffer	95	401	117	67	11	3	0	41	27	39	.292	.334	.336
2B Hardy Richardson	92	399	124	73	34	7	1	56	22	20	.311	.439	.347
3B Deacon White	94	391	114	62	14	5	0	47	23	18	.292	.353	.333
SS Davy Force	96	378	82	40	11	3	0	35	12	39	.217	.262	.241
C Jack Rowe	87	374	104	65	18	7	1	38	15	14	.278	.372	.306
P Jim Galvin	80	322	71	41	11	2	1	19	3	79	.220	.276	.228
OF Jim Lillie	50	201	47	25	7	3	1	29	1	31	.234	.313	.238
CF Dave Egger (2)	38	153	38	13	2	1	0	13	2	29	.248	.275	.258
Sub Curry Foley	23	111	30	23	5	3	0	6	4	12	.270	.369	.296
P George Derby	16	59	14	10	1	0	0	3	0	7	.237	.254	.237
P Ed Cushman	7	23	5	3	0	0	0	1	2	7	.217	.217	.280
Sub Doc Kennedy	5	19	6	3	0	0	0	2	2	2	.316	.316	.381
Sub Del Darling	6	18	3	1	0	0	0	1	2	5	.167	.167	.250
Sub Tony Suck	2	7	0	1	0	0	0	0	1	4	.000	.000	.125
P Art Hagan (2)	2	7	0	0	0	0	0	0	0	3	.000	.000	.000
P James Burke	1	5	1	0	0	0	0	1	0	3	.200	.200	.200
	98	3729	1058	614	184	59	8	427	147	342	.284	.371	.311

1B—Brouthers 97, Kennedy 1

2B—Richardson 92, Force 7, Lillie 1

SS—Force 78, Rowe 18, O'Rourke 3, Lille 1

3B—White 77, Force 13, O'Rourke 8, Rowe 3, Lillie 1, Brouthers 1

OF—Shaffer 95, O'Rourke 61, Lillie 47, Egger 38, Rowe 28, Foley 23, Galvin 8, Kennedy 4, Derby 3, Suck 1, Burke 1, Cushman 1, Hagan 1

C—Rowe 49, O'Rourke 33, White 22, Darling 6, Lillie 2, Suck 1

P—Galvin 76, Derby 14, Cushman 7, Lillie 3, Hagan 2, O'Rourke 2, Burke 1, Foley 1, Brouthers 1

	Pos	G	TC	PO	A	DP	E	PB	FA
Brouthers	1B	97	1119	1040	35	40	44	—	.961
Shaffer	RF	95	259	182	41	3	36	—	.861
Richardson	2B	92	701	289	344	33	68	—	.903
Force	SS	78	361	79	240	22	42	—	.884
"	3B	13	49	19	25	2	5		.898
White	3B	77	266	84	128	8	54		.797
"	C	22	149	99	37	3	13	38	.915
Galvin	P	76	157	20	127	4	10	—	.936
O'Rourke	LF	61	112	89	8	0	15	30	.866
"	C	33	175	128	34	0	13		.926
Rowe	C	49	316	234	50	3	32	34	.899
"	CF@	28	49	34	1	0	14		.714
"	SS	18	69	10	44	3	15		.783
Lillie	LF@	47	97	73	8	2	16	8	.835
Egger	CF	38	103	83	4	1	6	—	.845
Foley	CF@	23	52	44	2	0	6	—	.885
Derby	P	14	35	5	26	1	4	—	.886
		98	4290	2624	1221	52	445	128	.896

THE ANNUAL RECORD

	G	IP	H	GS	CG	W	L	SO	BB	Sh	Sv	ERA	WP	HR
Jim Galvin	76	656.1	676	75	72	46	29	279	50	5	0	2.72	28	9
George Derby	14	107.2	173	13	12	2	10	34	15	0	1	5.85	5	3
Ed Cushman	7	17	71	7	5	3	3	34	17	0	0	3.93	4	0
Art Hagan (2)	2	15	17	2	1	0	2	7	6	0	0	3.60	3	0
Jim Lillie	3	12	16	0	0	0	1	4	2	0	0	3.00	2	0
James Burke	1	8	9	1	0	0	0	1	3	0	0	5.63	0	0
Jim O'Rourke	2	7	10	0	0	0	0	1	1	0	1	6.43	1	0
Dan Brouthers	1	2	9	0	0	0	0	2	3	0	0	31.50	0	0
Curry Foley	1	1	0	0	0	1	0	0	4	0	0	0.00	0	0
		859.1	971	98	90	52	45	362	101	5	2	3.32	43	12

NEW YORK

John Clapp

Polo Grounds I

	G	AB	H	R	2B	3B	HR	RBI	BB	SO	BA	SA	OBP
LF Pat Gillespie	98	411	129	64	23	12	1	62	9	27	.314	.436	.329
1B Roger Connor	98	409	146	80	28	15	1	50	25	16	.357	.506	.394
SS Ed Caskin	85	383	91	47	11	2	1	40	14	25	.238	.285	.264
CF John Ward	88	380	97	76	18	7	7	54	8	25	.255	.395	.271
C Buck Ewing	88	376	114	90	11	13	10	41	20	14	.303	.481	.338
3B Frank Hankinson	94	337	74	40	13	6	2	30	19	38	.220	.312	.261
P Mickey Welch	84	320	75	42	13	5	2	30	10	38	.234	.325	.258
2B Dasher Troy	85	316	68	37	7	5	0	20	9	33	.215	.269	.237
RF Mike Dorgan	64	261	61	32	11	3	0	27	2	23	.234	.299	.240
Sub Jack Humphries	29	107	12	5	1	0	0	4	1	22	.112	.121	.120
P Tip O'Neill	23	76	15	8	3	0	0	5	3	15	.197	.237	.228
Sub John Clapp	20	73	13	6	0	0	0	5	5	4	.178	.178	.231
Sub Gracie Pierce (2)	18	62	5	3	0	1	0	2	1	9	.081	.113	.095
Sub Dick Cramer	2	6	0	0	0	0	0	0	1	5	.000	.000	.143
P Myron Allen	1	4	0	0	0	0	0	1	0	2	.000	.000	.000
Sub Dave Orr (2)	1	3	0	0	0	0	0	0	0	1	.000	.000	.000
	98	3524	900	530	139	69	24	371	127	297	.255	.354	.281

1B—Connor 98

2B—Troy 73, Caskin 13, Ewing 11, Pierce 1, Ward 1

SS—Caskin 81, Troy 12, Ewing 4, Ward 2

3B—Hankinson 93, Ward 5, Ewing 1

OF—Gillespie 98, Dorgan 59, Ward 56, Welch 38, Pierce 18, Ewing 14, Humphries 12, O'Neill 7, Clapp 5, Cramer 2, Orr 1, Hankinson 1

C—Ewing 63, Humphries 20, Clapp 16, Dorgan 6, Caskin 1

P—Welch 54, Ward 33, O'Neill 19, Allen 1, Dorgan 1

	Pos	G	TC	PO	A	DP	E	PB	FA
Connor	1B	98	1042	958	40	37	44	—	.958
Gillespie	LF	98	253	216	11	6	26	—	.897
Hankinson	3B	93	331	122	166	9	43	—	.870
Caskin	SS	81	463	146	250	14	67	0	.855
"	2B	13	81	42	27	5	12		.852
Troy	2B	73	470	187	226	23	57	—	.879
"	SS	12	64	15	36	3	13		.797
Ewing	C	63	397	270	96	8	31	34	.922
"	RF@	14	20	14	1	1	5		.750
"	2B	11	70	22	41	2	7		.900
Dorgan	RF	59	131	104	7	1	20	9	.847

	Pos	G	TC	PO	A	DP	E	PB	FA
Ward	CF	56	170	118	28	2	24	—	.859
"	P	33	102	25	67	2	10	—	.902
Welch	P	54	104	29	54	2	21	—	.798
"	CF@	38	68	42	9	2	17	—	.750
Humphries	C	20	124	71	30	0	23	31	.815
"	RF	12	17	13	1	0	3	—	.824
O'Neill	P	19	36	10	23	0	3	—	.917
Pierce	CF@	18	40	33	1	1	6	—	.850
Clapp	C	16	124	80	31	1	13	26	.895
		98	4213	2564	1181	52	468	100	.889

	G	IP	H	GS	CG	W	L	SO	BB	Sh	Sv	ERA	WP	HR
Mickey Welch	55	426	431	52	46	26	23	144	66	4	0	2.73	27	11
John Ward	33	277	278	25	24	15	13	121	31	1	0	2.70	19	3
Tip O'Neill	19	148	182	19	15	5	12	55	64	0	0	4.07	33	5
Myron Allen	1	8	8	1	1	0	1	0	3	0	0	1.13	1	0
Mike Dorgan	1	7	8	1	1	0	1	3	6	0	0	3.86	1	0
	866	907	98	87	46	50	323	170	5	0	0	2.94	81	19

DETROIT**Jack Chapman**

Recreation Park

	G	AB	H	R	2B	3B	HR	RBI	BB	SO	BA	SA	OBP
3B Joe Farrell	101	444	108	58	13	5	0	36	5	29	.243	.295	.252
LF George Wood	99	441	133	81	26	11	5	47	25	37	.302	.444	.339
1B Martin Powell	101	421	115	76	17	5	1	48	28	23	.273	.344	.318
SS Sadie Houck	101	416	105	52	18	12	0	40	9	18	.252	.353	.268
CF Ned Hanlon	100	413	100	65	13	2	1	40	34	44	.242	.291	.300
C Charlie Bennett	92	371	113	56	34	7	5	55	26	59	.305	.474	.350
P Stump Wiedman	79	313	58	34	6	1	1	24	4	38	.185	.220	.196
UT Sam Trott	75	295	72	27	14	1	0	29	10	23	.244	.298	.269
P Dupee Shaw	38	141	29	13	3	0	0	5	3	36	.206	.227	.222
P Dick Burns	37	140	26	11	7	1	0	5	2	22	.186	.250	.197
2B Joe Quest (1)	37	137	32	22	8	2	0	25	10	18	.234	.321	.286
RF Tom Mansell	34	131	29	22	4	1	0	10	8	13	.221	.267	.267
P Jack Jones (1)	12	42	8	3	1	0	0	3	1	11	.190	.214	.209
P George Radbourn	3	12	2	2	0	0	0	0	0	5	.167	.167	.167
Sub Ben Guiney	1	5	1	1	0	0	0	0	0	1	.200	.200	.200
P Frank McIntyre	1	4	0	1	0	0	0	0	1	1	.000	.000	.200
	101	3726	931	524	164	48	13	367	166	378	.250	.330	.282

1B—Powell 101, Trott 1

2B—Trott 42, Quest 37, Bennett 15, Hanlon 11, Wiedman 4, Guiney 1

SS—Houck 101

3B—Farrell 101

OF—Wood 99, Hanlon 90, Wiedman 35, Mansell 34, Burns 24, Shaw 15, Bennett 12, Trott 6, Jones 3, Guiney 1, Radbourn 1

C—Bennett 72, Trott 34

P—Wiedman 52, Shaw 26, Burns 17, Jones 12, Radbourn 3, McIntyre 1, Wood 1, Mansell 1

THE ANNUAL RECORD

	Pos	G	TC	PO	A	DP	E	PB	FA
Powell	1B	101	1081	995	32	62	54	—	.950
Farrell	3B	101	425	111	242	13	66	—	.845
Houck	SS	101	575	162	328	36	85	—	.852
Wood	LF	99	275	226	15	3	34	—	.876
Hanlon	CF	90	259	216	13	6	30	—	.884
"	2B	11	73	31	28	4	14		.808
Bennett	C	72	446	333	88	11	25	45	.944
"	2B	15	84	37	36	6	11		.869
"	RF@	12	14	12	0	0	2		.857
Wiedman	P	52	110	28	72	1	10	—	.909
"	OF	35	62	45	9	1	8		.871
Trott	2B	42	220	102	92	16	26		.882
"	C	34	235	160	43	4	32	53	.864
Quest	2B	37	252	114	112	25	26	—	.897
Mansell	RF	34	62	35	12	1	15	—	.758
Shaw	P	26	53	7	44	4	2	—	.962
"	RF@	15	25	14	6	1	5		.800
Burns	RF@	24	33	21	4	1	8	—	.758
"	P	17	35	1	28	1	6		.829
Jones	P	12	13	0	12	0	1	—	.923
		101	4389	2673	1246	77	470	98	.893

	G	IP	H	GS	CG	W	L	SO	BB	Sh	Sv	ERA	WP	HR
Stump Wiedman	52	402.1	435	47	41	20	24	183	72	3	2	3.53	11	8
Dupee Shaw	26	227	238	25	23	10	15	73	44	1	0	2.50	6	3
Dick Burns	17	127.2	172	13	13	2	12	30	33	0	0	4.51	6	8
Jack Jones (1)	12	92.2	103	2	9	6	5	33	19	1	0	3.50	4	0
George Radbourn	3	22	38	3	1	1	2	2	7	0	0	6.55	5	1
Frank McIntyre	1	11	11	1	1	1	0	0	1	0	0	0.82	2	0
Tom Mansell	1	6.2	21	0	0	0	0	3	5	0	0	16.20	1	2
George Wood	1	5	8	0	0	0	0	0	3	0	0	7.20	1	0
		894.1	1026	101	89	40	58	324	184	5	2	3.56	36	22

PHILADELPHIA

Bob Ferguson (4-13) Blondie Purcell (13-68)

Recreation Park

	G	AB	H	R	2B	3B	HR	RBI	BB	SO	BA	SA	OBP
LF Blondie Purcell	97	425	114	70	20	5	1	32	13	26	.268	.346	.290
RF Jack Manning	98	420	112	60	31	5	0	37	20	37	.267	.364	.300
1B Sid Farrar	99	377	88	41	19	8	0	29	4	37	.233	.329	.241
P John Coleman	90	354	83	33	12	8	0	32	15	39	.234	.314	.266
2B Bob Ferguson	86	329	85	39	9	2	0	27	18	21	.258	.298	.297
SS Bill McClellan	80	326	75	42	21	4	1	33	19	18	.230	.328	.272
CF Bill Harbidge	73	280	62	32	12	3	0	21	24	20	.221	.286	.283
C Emil Gross	57	231	71	39	25	7	1	25	12	18	.307	.489	.342
Sub Frank Ringo	60	221	42	24	10	1	0	12	6	34	.190	.244	.211
Sub Fred Lewis (1)	38	160	40	21	7	0	0	18	4	13	.250	.294	.268
3B Fred Warner	39	141	32	13	6	1	0	13	5	21	.227	.284	.253
Sub Jack Neagle (1)	18	73	12	6	1	0	0	4	1	9	.164	.178	.176
Sub Conny Doyle	16	68	15	3	3	2	0	3	0	15	.221	.324	.221
P Art Hagan (1)	17	59	6	3	1	1	0	3	0	20	.102	.153	.102
Sub Jim Pine	5	19	3	1	0	0	0	0	0	2	.158	.158	.158
Sub Art Benedict	3	15	4	3	1	0	0	4	0	4	.267	.333	.267
Sub Joe Mulvey (2)	3	12	6	2	1	0	0	3	0	1	.500	.583	.500
Sub Abe Wolstenholme	3	11	1	1	0	0	0	0	0	0	.091	.091	.091

	G	AB	H	R	2B	3B	HR	RBI	BB	SO	BA	SA	OBP
P Charlie Hilsey	3	10	1	0	0	0	0	1	0	4	.100	.100	.100
P Hardie Henderson (1)	2	8	2	1	1	0	0	1	0	1	.250	.375	.250
Sub Bill Gallagher	2	8	0	1	0	0	0	0	0	4	.000	.000	.000
Sub Charlie Kelly	2	7	1	1	0	1	0	0	0	3	.143	.429	.143
Sub Piggy Ward	1	5	0	0	0	0	0	0	0	2	.000	.000	.000
P Edgar Smith (2)	1	4	3	1	0	0	0	1	0	0	.750	.750	.750
Sub Buck Gladman	1	4	0	1	0	0	0	0	0	2	.000	.000	.000
Sub Kick Kelly (2)	1	3	0	0	0	0	0	0	0	2	.000	.000	.000
Sub Charlie Waitt	1	3	1	0	0	0	0	0	0	1	.333	.333	.333
P Alonzo Breitenstein	1	2	0	0	0	0	0	0	0	1	.000	.000	.000
Sub C.B. White	1	1	0	0	0	0	0	0	0	0	.000	.000	.000
	99	3576	859	437	181	48	3	299	141	355	.240	.320	.269

1B—Farrar 99

2B—Ferguson 86, Harbidge 9, Benedict 3, Ringo 2, Coleman 1

SS—McClellan 78, Harbidge 11, Ringo 6, Pirie 5, White 1

3B—Purcell 46, Warner 38, Ringo 5, Harbidge 5, Mulvey 3, Kelly 2, Ward 1, White 1, Gladman 1, McClellan 1

OF—Manning 98, Purcell 44, Harbidge 44, Lewis 38, Coleman 31, Doyle 16, Neagle 12, Ringo 11, Gross 2, Gallagher 2,

McClellan 2, Warner 1, Waitt 1, Wolstenholme 1, Kelly 1, Smith 1

C—Gross 55, Ringo 39, Harbidge 7, Wolstenholme 2

P—Coleman 65, Hagan 17, Purcell 11, Neagle 8, Hilsey 3, Henderson 1, Breitenstein 1, Smith 1, Ferguson 1

	Pos	G	TC	PO	A	DP	E	PB	FA
Farrar	1B	99	1108	1038	31	55	39	—	.965
Manning	RF	98	225	155	37	5	33	—	.853
Ferguson	2B	86	636	261	287	38	88	—	.862
McClellan	SS	78	478	152	254	25	72	—	.849
Coleman	P	65	156	22	118	2	18	—	.886
"	CF@	31	96	69	14	4	13	—	.865
Gross	C	55	351	207	70	1	74	67	.789
Purcell	3B	46	226	66	111	7	49	—	.783
"	LF	44	88	60	14	2	14	—	.841
Harbidge	LF@	44	113	83	7	1	23	9	.796
"	SS	11	75	17	39	1	19	—	.747
Ringo	C	39	281	173	65	6	43	41	.847
"	LF@	11	10	6	0	0	4	—	.600
Warner	3B	38	129	46	54	4	29	—	.775
Lewis	CF	38	113	84	8	1	21	—	.814
Hagan	P	17	42	11	22	2	9	—	.786
Doyle	LF@	16	33	23	3	0	7	—	.788
Neagle	CF@	12	25	20	1	0	4	—	.840
		99	4509	2600	1270	62	639	125	.858

	G	IP	H	GS	CG	W	L	SO	BB	Sh	Sv	ERA	WP	HR
John Coleman	65	538.1	772	68	59	12	48	159	48	3	0	4.87	9	17
Art Hagan (1)	17	137	207	16	15	1	14	39	33	0	0	5.45	22	2
Blondie Purcell	11	80	110	9	7	2	6	30	12	0	0	4.39	7	0
Jack Neagle (1)	8	61.1	88	7	6	1	7	13	21	0	0	6.90	9	1
Charlie Hilsey	3	26	36	3	3	0	3	8	4	0	0	5.54	1	0
Hardie Henderson (1)	1	9	26	1	1	0	1	2	2	0	0	19.00	4	0
Edgar Smith (2)	1	7	18	1	0	0	1	2	3	0	0	15.43	1	0
Alonzo Breitenstein	1	5	8	1	0	0	1	0	2	0	0	9.00	1	0
Bob Ferguson	1	1	2	0	0	0	0	0	0	0	0	9.00	0	0
—1 forfeit W vs Providence on July 4 AM—														
		864.2	1267	99	91	16	81	253	125	3	0	5.34	54	20

AMERICAN ASSOCIATION

	G	W	L	Pct	H	R	GB	Attendance
1. Philadelphia Athletics	98	66	32	.673	37-14	29-18	—	305,000
2. St. Louis Browns	98	65	33	.663	35-14	30-19	1	243,000
3. Cincinnati Red Stockings	98	61	37	.622	38-13	23-24	5	86,000
4. New York Metropolitans	97	54	42	.563	29-17	25-25	11	50,000
5. Louisville Eclipse	98	52	45	.536	29-18	23-27	13.5	78,000
6. Columbus Buckeyes	97	32	65	.330	18-29	14-36	33.5	48,000
7. Pittsburgh Alleghenys	98	31	67	.316	18-31	13-36	35	85,000
8. Baltimore Orioles	96	28	68	.292	18-31	10-37	37	110,000

	Phi	StL	Cin	NY	Lou	Col	Pit	Bal	Tot
Philadelphia	—	9	5	9	7	13	12	11	66
St. Louis	5	—	6	11	8	11	12	12	65
Cincinnati	9	8	—	4	10	11	8	11	61
New York	5	3	10	—	6	11	9	10	54
Louisville	7	6	4	7	—	9	11	8	52
Columbus	1	3	3	3	5	—	10	7	32
Pittsburgh	2	2	6	5	3	4	—	9	31
Baltimore	3	2	3	3	6	6	5	—	28
	32	33	37	42	45	65	67	68	389

SEASON LEADERS*

Batting Average (225 ABs)

1. Swartwood, Pittsburgh	.357
2. Browning, Louisville	.338
3. Clinton, Baltimore	.3133
4. Rowe, Baltimore	.3125
5. Reilly, Cincinnati	.311

Slugging Average

1. Stovey, Philadelphia	.506
2. Reilly, Cincinnati	.485
3. Swartwood, Pittsburgh	.476
4. C. Jones, Cincinnati	.471
5. Browning, Louisville	.464

On-Base Percentage

1. Swartwood, Pittsburgh	.394
2. Browning, Louisville	.378
3. Moynahan, Philadelphia	.360
4. Clinton, Baltimore	.357
5. Nelson, New York	.353

Total Bases

1. Stovey, Philadelphia	213
2. Reilly, Cincinnati	212
3. Swartwood, Pittsburgh	196
4. C. Jones, Cincinnati	184
5. B. Gleason, St. Louis	167

Home Runs

1. Stovey, Philadelphia	14
2. C. Jones, Cincinnati	10
3. Reilly, Cincinnati	9
4. Fulmer, Cincinnati	5
T. Brown, Columbus	5

Runs

1. Stovey, Philadelphia	110
2. Reilly, Cincinnati	103
3. Carpenter, Cincinnati	99
4. Knight, Philadelphia	98
5. Birchall, Philadelphia	95
Browning, Louisville	95

Hits

1. Swartwood, Pittsburgh	147
2. Reilly, Cincinnati	136
3. Carpenter, Cincinnati	130
4. Stovey, Philadelphia	128
5. Nelson, New York	127

Bases on Balls

1. Stearns, Baltimore	34
2. Nelson, New York	31
3. Moynahan, Philadelphia	30
4. J. Gleason StL-Louisville	29
5. Clinton, Baltimore	27

OPS

1. Swartwood, Pittsburgh	.869
2. Stovey, Philadelphia	.852
3. Browning, Louisville	.842
4. Reilly, Cincinnati	.810
5. C. Jones, Cincinnati	.799

* RBI Leaders Unavailable

PITCHING

Wins

1. W. White, Cincinnati	43
2. Keefe, New York	41
3. Mullane, St. Louis	35
4. Mathews, Philadelphia	30
5. McGinnis, St. Louis	28
Hecker, Louisville	28

Losses

1. Mountain, Columbus	33
2. Henderson, Baltimore	32
3. Keefe, New York	27
4. Hecker, Louisville	23
5. W. White, Cincinnati	22
Weaver, Louisville	22

Innings Pitched

1. Keefe, New York	619
2. W. White, Cincinnati	577
3. Mountain, Columbus	503
4. Hecker, Louisville	469
5. Mullane, St. Louis	460.2

Complete Games

1. Keefe, New York	68
2. W. White, Cincinnati	64
3. Mountain, Columbus	57
4. Hecker, Louisville	51
5. Mullane, St. Louis	49

Strikeouts

1. Keefe, New York	359
2. Mathews, Philadelphia	203
3. Mullane, St. Louis	191
4. Hecker, Louisville	164
5. Mountain, Columbus	159

Winning Percentage (20 decisions)

1. Mullane, St. Louis	.700
2. Mathews, Philadelphia	.698
3. Bradley, Philadelphia	.696
4. W. White, Cincinnati	.662
5. McGinnis, St. Louis	.636

ERA

1. W. White, Cincinnati	2.09
2. Mullane, St. Louis	2.19
3. Deagle, Cincinnati	2.31
4. McGinnis, St. Louis	2.33
5. Keefe, New York	2.41

Lowest OOBP

1. Keefe, New York	.237
2. Mullane, St. Louis	.238
3. W. White, Cincinnati	.244
4. McGinnis, St. Louis	.249
5. Bradley, Philadelphia	.263

Lowest OBA

1. Keefe, New York	.203
2. Mullane, St. Louis	.207
3. W. White, Cincinnati	.209
4. McGinnis, St. Louis	.215
5. Deagle, Cincinnati	.229

FIELDING**Putouts****1B**

Comiskey, St. Louis	1085
Stovey, Philadelphia	984
Stearns, Baltimore	984

Assists

Stearns, Baltimore	38
Brady, New York	29
Swartwood, Pittsburgh	23

Fielding Average

Stovey, Philadelphia	.965
Comiskey, St. Louis	.963
Reilly, Cincinnati	.9607

2B

McPhee, Cincinnati	314
Creamer, Pittsburgh	310
Crane, New York	283

McPhee, Cincinnati	277
Creamer, Pittsburgh	274
Gerhardt, Louisville	263

McPhee, Cincinnati	.928
Gerhardt, Louisville	.906
Strief, St. Louis	.899

3B

Battin, Pittsburgh	151
Jerry McCormick, Baltimore	138
Carpenter, Cincinnati	133

Battin, Pittsburgh	258
A. Latham, St. Louis	256
Jerry McCormick, Baltimore	196

Battin, Pittsburgh	.891
Esterbrook, New York	.871
Carpenter, Cincinnati	.870

SS

Fulmer, Cincinnati	134
J. Richmond, Columbus	122
B. Gleason, St. Louis	120

J. Richmond, Columbus	304
Moynahan, Philadelphia	268
B. Gleason, St. Louis	257

J. Richmond, Cincinnati	.877
Nelson, New York	.875
B. Gleason, St. Louis	.871

RF

Corkhill, Cincinnati	162
Wolf, Louisville	157
Nicol, St. Louis	133

Nicol, St. Louis	31
Wolf, Louisville	29
Dickerson, Pittsburgh	28

Corkhill, Cincinnati	.930
Nicol, St. Louis	.916
Wolf, Louisville	.890

CF

Maskrey, Louisville	193
C. Jones, Cincinnati	172
Mann, Columbus	124

Maskrey, Louisville	19
Mann, Columbus	16
C. Jones, Cincinnati	12
John O'Rourke, New York	12

Maskrey, Louisville	.914
C. Jones, Cincinnati	.876
John O'Rourke, New York	.856

LF

M. Mansell, Pittsburgh	186
Sommer, Cincinnati	171
Birchall, Philadelphia	168

Birchall, Philadelphia	22
Clinton, Baltimore	18
Wheeler, Columbus	15

Kennedy, New York	.884
M. Mansell, Pittsburgh	.883
Sommer, Cincinnati	.854

C

Holbert, New York	527
Kemmler, Columbus	388
Deasley, St. Louis	301
O'Brien, Philadelphia	301

Holbert, New York	138
Kemmler, Columbus	97
Snyder, Cincinnati	71

Deasley, St. Louis	.930
Holbert, New York	.920
Snyder, Cincinnati	.919

P

Hecker, Louisville	39
Mountain, Columbus	31
Keefe, New York	31

Keefe, New York	142
W. White, Cincinnati	106
Mountain, Columbus	105

Weaver, Louisville	.944
Driscoll, Pittsburgh	.890
Hecker, Louisville	.8742

THE ANNUAL RECORD

Double Plays		Errors		TC/Game	
1B					
Reilly, Cincinnati	50	Stearns, Baltimore	57	Comiskey, St. Louis	12.0
Comiskey, St. Louis	49	Field, Columbus	52	Stearns, Baltimore	11.7
Field, Columbus	44	Swartwood, Pittsburgh	45	Stovey, Philadelphia	11.2
2B					
McPhee, Cincinnati	48	Stricker, Philadelphia	93	P. Smith, Columbus	7.66
Gerhardt, Louisville	42	Crane, New York	87	Gerhardt, Louisville	7.65
Creamer, Pittsburgh	42	Creamer, Pittsburgh	67	Creamer, Pittsburgh	7.2
3B					
A. Latham, St. Louis	14	J. McCormick, Baltimore	84	Battin, Pittsburgh	4.7
Battin, Pittsburgh	12	A. Latham, St. Louis	58	Jerry McCormick, Baltimore	4.5
Kuehne, Columbus	11	Battin, Pittsburgh	50	A. Latham, St. Louis	4.4
SS					
Fulmer, Cincinnati	26	L. Say, Baltimore	82	L. Say, Baltimore	5.4
B. Gleason, St. Louis	22	Moynahan, Philadelphia	75	J. Richmond, Columbus	5.3
J. Richmond, Columbus	19	Fulmer, Cincinnati	60	Moynahan, Philadelphia	4.7
		J. Richmond, Columbus	60		
RF					
Wolf, Louisville	6	T. Brown, Baltimore	42	Wolf, Louisville	2.7
Knight, Philadelphia	5	Dickerson, Pittsburgh	34	T. Brown, Baltimore	2.24
Nicol, St. Louis	4	Knight, Philadelphia	24	Corkhill, Cincinnati	2.18
CF					
Mann, Columbus	4	C. Jones, Cincinnati	26	Maskrey, Louisville	2.4
John O'Rourke, New York	2	Mann, Columbus	24	C. Jones, Cincinnati	2.3
Three with	1	Maskrey, Louisville	20	Mann, Columbus	2.0
		B. Taylor, Pittsburgh	20		
LF					
Dolan, St. Louis	2	Birchall, Philadelphia	45	Birchall, Philadelphia	2.4
Wheeler, Columbus	2	Wheeler, Columbus	35	M. Mansell, Pittsburgh	2.32
Clinton, Baltimore	2	Clinton, Baltimore	33	Clinton, Baltimore	2.27
C					
Kemmler, Columbus	10	Kemmler, Columbus	71	Holbert, New York	10.6
Holbert, New York	8	Holbert, New York	58	O'Brien, Philadelphia	7.1
Deasley, St. Louis	6	O'Brien, Philadelphia	51	Whiting, Louisville	6.92

Leaders in Passed Balls: Kemmler, Columbus (114); Hayes, Pittsburgh (93); Whiting, Louisville (82)

P					
Hecker, Louisville	4	Mountain, Columbus	24	Fox, Baltimore	3.20
Mullane, St. Louis	4	Keefe, New York	23	Corey, Philadelphia	3.17
Five with	3	W. White, Cincinnati	23	Driscoll, Pittsburgh	3.10

PHILADELPHIA**Lon Knight**

Athletics Park (formerly known as Jefferson Street Grounds)

	G	AB	H	R	2B	3B	HR	RBI	BB	BA	SA	OBP
LF Judd Birchall	96	448	108	95	10	1	1	24	20	.241	.275	.274
RF Lon Knight	97	429	108	98	23	9	1	53	21	.252	.354	.287
1B Harry Stovey	94	421	128	110	31	6	14	66	27	.304	.506	.346
SS Mike Moynahan	95	400	124	90	18	10	1	67	31	.310	.412	.360
C Jack O'Brien	94	390	113	74	14	10	0	70	25	.290	.377	.333
2B Cub Stricker	88	330	90	67	8	0	1	40	19	.273	.306	.312

3B George Bradley (2)	76	312	73	47	8	5	1	36	8	.234	.301	.253
UT Fred Corey	71	298	77	45	16	2	1	40	12	.258	.336	.287
C Ed Rowen	49	196	43	28	10	1	0	21	11	.219	.281	.261
CF Bob Blakiston	44	167	41	26	3	3	0	26	9	.246	.299	.284
P Bobby Mathews	45	167	31	15	2	0	0	11	5	.186	.198	.209
Sub Bill Crowley (1)	23	96	24	16	4	3	0	16	3	.250	.354	.273
P Jersey Bakely	8	26	5	4	1	0	0	2	7	.192	.231	.364
P Jack Jones (2)	7	25	6	3	1	0	0	1	1	.240	.280	.269
Sub Al Hubbard	2	6	2	2	0	0	0	2	1	.333	.333	.429
Sub Charlie Mason	1	2	1	0	0	0	0	1	0	.500	.500	.500
	98	3713	974	720	149	50	20	476	200	.2624	.346	.300

1B—Stovey 93, Blakiston 6, Bradley 2, Crowley 1, O'Brien 1

2B—Stricker 88, Corey 9, Knight 2, Rowen 1

SS—Moynahan 95, Hubbard 1, Corey 1, O'Brien 1

3B—Bradley 44, Corey 34, O'Brien 19, Blakiston 5, Knight 3, Rowen 1

OF—Birchall 96, Knight 93, Blakiston 37, O'Brien 25, Crowley 22, Corey 14, Bradley 11, Rowen 8, Mathews 3, Stovey 3, Mason 1, Bakely 1

C—O'Brien 58, Rowen 44, Stricker 2, Corey 1, Hubbard 1

P—Mathews 44, Bradley 26, Corey 18, Bakely 8, Jones 7, Stovey 1

	Pos	G	TC	PO	A	DP	E	PB	FA
Birchall	LF	96	235	168	22	0	45	—	.809
Moynahan	SS	95	448	105	268	14	75	—	.833
Stovey	1B	93	1043	984	22	31	37	—	.965
Knight	RF	93	169	123	22	5	24	—	.858
Stricker	2B	88	569	253	223	23	93	2	.837
O'Brien	C	58	410	301	58	3	51	57	.876
"	CF@	25	68	54	6	2	8		.882
"	3B	19	56	16	24	3	16		.714
Bradley	3B	44	195	45	106	6	43	—	.779
"	P	26	60	11	39	2	10		.833
"	CF@	11	28	18	4	0	6		.786
Rowen	C	44	372	266	52	2	54	60	.855
Mathews	P	44	95	15	68	2	12	—	.874
Blakiston	CF	37	66	51	5	0	10	—	.848
Corey	3B	34	149	36	83	4	30		.799
"	P	18	57	9	38	0	10		.825
"	RF@	14	25	16	2	0	7		.720
Crowley	CF@	22	42	31	3	0	8	—	.810
		98	4336	2614	1138	40	584	122	.865

	G	IP	H	GS	CG	W	L	SO	BB	Sh	Sv	ERA	WP	HR
Bobby Mathews	44	381	396	44	41	30	13	203	31	1	0	2.46	11	11
George Bradley (2)	26	214.1	215	23	22	16	7	56	22	0	0	3.15	15	8
Fred Corey	18	148.1	182	16	15	10	7	42	24	0	0	3.40	11	2
Jersey Bakely	8	61.1	65	8	7	5	3	14	12	0	0	3.23	.3	0
Jack Jones (2)	7	65	58	7	7	5	2	28	6	0	0	2.63	4	1
Harry Stovey	1	3	5	0	0	0	0	4	0	0	0	4.50	2	0
	873	921	98	92	66	32	347	95	1	0	2.88	46	22	

ST. LOUIS

Ted Sullivan (53-26) Charlie Comiskey (12-7)

Sportsman's Park I

	G	AB	H	R	2B	3B	HR	RBI	BB	BA	SA	OBP
SS Bill Gleason	98	425	122	81	21	9	2	42	15	.287	.393	.312
3B Arlie Latham	98	406	96	86	12	7	0	—	18	.236	.300	.269
1B Charlie Comiskey	96	401	118	87	17	9	2	64	11	.294	.397	.313
RF Hugh Nicol	94	368	105	73	13	3	0	39	18	.285	.337	.319
P Tony Mullane	83	307	69	38	11	6	0	33	13	.225	.300	.256
2B George Strief	82	302	68	22	9	0	1	22	12	.225	.265	.255
LF/C Tom Dolan	81	295	63	32	9	2	1	18	9	.214	.268	.237
CF Fred Lewis (2)	49	209	63	37	8	4	1	33	1	.301	.392	.305
C Pat Deasley	58	206	53	27	2	1	0	15	6	.257	.277	.278
P Jumbo McGinnis	45	180	36	20	4	2	0	14	0	.200	.244	.200
Sub Tom Mansell	28	112	45	23	8	1	0	24	7	.402	.491	.437
Sub Joe Quest (2)	19	78	20	12	3	1	0	10	1	.256	.321	.266
Sub Ned Cuthbert	21	71	12	3	1	0	0	3	4	.169	.183	.213
Sub Jack Gleason (1)	9	34	8	2	0	0	0	—	4	.235	.235	.316
Sub Sleeper Sullivan	8	27	6	2	0	1	0	—	0	.222	.296	.222
Sub Tom Loftus	6	22	4	1	0	0	0	—	0	.182	.182	.250
Sub Harry McCaffery	5	18	1	0	0	0	0	1	1	.056	.056	.105
Sub Henry Oberbeck (2)	4	14	0	0	0	0	0	—	0	.000	.000	.000
P Charlie Hodnett	4	11	2	3	0	0	0	—	0	.182	.182	.308
Sub John Ewing	1	5	0	0	0	0	0	—	0	.000	.000	.000
Sub Jack Gorman	1	4	0	0	0	0	0	—	0	.000	.000	.000
	98	3495	891	549	118	46	7	—	124	.255	.321	.280

1B—Comiskey 96, Mullane 2, Cuthbert 1

2B—Strief 67, Quest 19, Nicol 11, Mullane 3

SS—B. Gleason 98

3B—Latham 98, J. Gleason 1

OF—Nicol 84, Dolan 40, Mullane 30, Mansell 28, Cuthbert 20, Strief 15, J. Gleason 9, Loftus 6, McCaffery 5, Oberbeck 4, McGinnis 4, Sullivan 2, Deasley 2, Comiskey 1, Hodnett 1, Gorman 1, Ewing 1

C—Deasley 56, Dolan 42, Sullivan 6, Latham 1

P—Mullane 53, McGinnis 45, Hodnett 4, Dolan 1

	Pos	G	TC	PO	A	DP	E	PB	FA
Latham	3B	98	434	120	256	14	58	1	.866
B. Gleason	SS	98	433	120	257	22	56	—	.871
Comiskey	1B	96	1148	1085	20	49	43	—	.963
Nicol	RF	84	179	133	31	4	15	—	.916
"	2B	11	73	29	32	3	12	—	.836
Strief	2B	67	466	205	214	28	47	—	.899
"	RF@	15	18	15	3	0	0	—	1.000
Deasley	C	56	387	301	59	6	27	33	.930
Mullane	P	53	141	24	96	4	21	—	.851
"	CF@	30	46	34	8	1	4	—	.913
Lewis	CF	49	112	89	6	0	17	—	.848
McGinnis	P	45	115	14	80	3	21	—	.817
Dolan	C	42	277	214	51	4	12	38	.957
"	LF	40	77	55	11	2	11	—	.857
Mansell	CF@	28	42	32	1	0	9	—	.786
Cuthbert	LF@	20	34	22	5	0	7	—	.794
Quest	2B	19	109	48	49	4	12	—	.890
		98	4245	2636	1221	62	388	76	.909

	G	IP	H	GS	CG	W	L	SO	BB	Sh	Sv	ERA	WP	HR
Tony Mullane	53	460.2	372	49	49	35	15	191	74	3	1	2.19	24	3
Jumbo McGinnis	45	382.2	325	45	41	28	16	128	69	6	0	2.33	24	3
Charlie Hodnett	4	32	28	4	3	2	2	6	7	0	0	1.41	2	1
Tom Dolan	1	4	4	0	0	0	0	0	0	0	0	4.50	0	0
		879.1	729	98	93	65	33	325	150	9	1	2.23	50	7

CINCINNATI**Pop Snyder**

Bank Street Grounds

	G	AB	H	R	2B	3B	HR	RBI	BB	BA	SA	OBP
1B Long John Reilly	98	437	136	103	21	14	9	79	9	.311	.485	.325
3B Hick Carpenter	95	436	130	99	18	4	3	40	19	.299	.379	.327
LF Joe Sommer	97	413	115	79	5	7	3	52	20	.278	.346	.312
CF Charley Jones	90	391	115	84	15	12	10	80	20	.294	.471	.328
RF Pop Corkhill	88	375	81	53	10	8	2	46	3	.216	.301	.222
2B Bid McPhee	96	367	90	61	10	10	2	42	18	.245	.343	.281
SS Chick Fulmer	92	362	92	52	13	5	5	52	12	.254	.359	.280
C Pop Snyder	58	250	64	38	14	6	0	34	8	.256	.360	.279
P Will White	65	240	54	38	4	3	0	23	16	.225	.267	.273
Sub Phil Powers	30	114	28	16	1	4	0	8	3	.246	.325	.265
C Bill Traffley	30	105	21	17	5	0	0	8	4	.200	.248	.229
P Ren Deagle	19	70	9	9	2	0	0	5	1	.129	.157	.141
P Harry McCormick	15	55	17	8	2	1	0	11	2	.309	.382	.333
Sub Jimmy Macullar	14	48	8	4	2	0	0	4	4	.167	.208	.231
Sub Podgie Weihe	1	4	1	1	0	0	0	0	0	.250	.250	.250
P Billy Mountjoy	1	3	0	0	0	0	0	0	0	.000	.000	.000
	98	3669	961	662	122	74	34	484	139	.2619	.363	.289

1B—Reilly 98, Corkhill 2

2B—McPhee 96, Corkhill 2

SS—Fulmer 92, Snyder 2, Corkhill 2, Traffley 2, Deagle 1, Macullar 1

3B—Carpenter 95, Sommer 3

OF—Sommer 94, Jones 90, Corkhill 85, Macullar 14, Powers 13, Weihe 1, Deagle 1, Reilly 1

C—Snyder 57, Traffley 29, Powers 17

P—White 65, Deagle 18, McCormick 15, Sommer 1, Mountjoy 1

	Pos	G	TC	PO	A	DP	E	PB	FA
Reilly	1B	98	1018	959	19	50	40	—	.961
McPhee	2B	96	637	314	277	48	46	—	.928
Carpenter	3B	95	361	133	181	6	47	—	.870
Sommer	LF	94	213	171	11	1	31	—	.854
Fulmer	SS	92	437	134	243	26	60	—	.863
Jones	CF	90	210	172	12	1	26	—	.876
Corkhill	RF	85	185	162	10	0	13	—	.930
White	P	65	152	23	106	1	23	—	.849
Snyder	C	57	385	283	71	4	31	44	.919
Traffley	C	29	181	121	33	2	27	36	.851
Deagle	P	18	42	4	28	0	10	—	.762
Powers	C	17	84	58	17	0	9	10	.893
"	RF@	13	22	16	3	0	3	—	.864
McCormick	P	15	42	6	32	0	4	—	.905
Macullar	CF@	14	20	17	1	0	2	—	.900
		98	4049	2595	1071	57	383	90	.905

THE ANNUAL RECORD

	G	IP	H	GS	CG	W	L	SO	BB	Sh	Sv	ERA	WP	HR
Will White	65	577	473	64	64	43	22	141	104	6	0	2.09	25	16
Ren Deagle	18	148	136	18	17	10	8	48	34	1	0	2.31	9	0
Harry McCormick	15	128.2	139	15	14	8	6	21	27	1	0	2.87	6	1
Billy Mountjoy	1	8	9	1	1	0	1	3	2	0	0	2.25	0	0
Joe Sommer	1	5	9	0	0	0	0	2	1	0	0	5.40	1	0
		866.2	766	98	96	61	37	215	168	8	0	2.26	41	17

NEW YORK

Jim Mutrie

Polo Grounds I West Diamond (13 games) East Diamond (34 games)

	G	AB	H	R	2B	3B	HR	RBI	BB	BA	SA	OBP
1B Steve Brady	97	432	117	69	12	6	0	—	11	.271	.326	.289
SS Candy Nelson	97	417	127	75	19	6	0	—	31	.305	.379	.353
3B Tom Esterbrook	97	407	103	55	9	7	0	—	15	.253	.310	.280
RF Chief Roseman	93	398	100	48	13	6	0	—	11	.251	.314	.271
LF Ed Kennedy	94	356	78	57	6	7	2	—	17	.219	.292	.255
2B Sam Crane	96	349	82	57	8	5	0	—	13	.236	.287	.262
CF John O'Rourke	77	315	85	49	19	5	2	—	21	.270	.381	.315
C Bill Holbert	73	299	71	26	9	1	0	—	1	.237	.274	.240
P Tim Keefe	70	259	57	39	6	9	0	—	14	.220	.313	.260
C Charlie Reipschlager	37	145	27	8	4	2	0	—	4	.186	.241	.216
P Jack Lynch	29	107	20	9	2	1	0	—	4	.187	.224	.216
Sub Dave Orr (1) (3)	13	50	16	6	4	3	2	11	0	.320	.640	.320
	97	3534	883	498	111	58	6	—	142	.250	.319	.279

1B—Brady 81, Orr 13, Roseman 2, O'Rourke 1

2B—Crane 96, Holbert 1, Keefe 1

SS—Nelson 97

3B—Esterbrook 97

OF—Kennedy 94, Roseman 91, O'Rourke 76, Brady 16, Reipschlager 8, Holbert 5, Keefe 1, Crane 1

C—Holbert 68, Reipschlager 29

P—Keefe 68, Lynch 29

	Pos	G	TC	PO	A	DP	E	PB	FA
Nelson	SS	97	377	98	232	18	47	—	.875
Esterbrook	3B	97	325	110	173	8	42	—	.871
Crane	2B	96	619	283	249	26	87	—	.859
Kennedy	LF	94	138	112	10	0	16	—	.884
Roseman	RF	91	145	105	19	3	21	—	.855
Brady	1B	81	888	824	29	31	35	—	.961
"	CF@	16	24	20	2	1	2	—	.917
O'Rourke	CF	76	125	95	12	2	18	—	.856
Holbert	C	68	727	527	138	8	58	40	.920
Keefe	P	68	196	31	142	3	23	—	.883
Lynch	P	29	84	18	46	0	20	—	.762
Reipschlager	C	29	265	202	46	1	17	39	.936
Orr	1B	13	156	146	1	4	9	—	.942
		97	4109	2618	1100	45	391	79	.905

	G	IP	H	GS	CG	W	L	SO	BB	Sh	Sv	ERA	WP	HR
Tim Keefe	68	619	488	68	68	41	27	359	108	5	0	2.41	26	6
Jack Lynch	29	255	263	29	29	13	15	119	25	1	0	4.09	11	6
		874	751	97	97	54	42	478	133	6	0	2.90	38	12

LOUISVILLE

Joe Gerhardt

Eclipse Park I

	G	AB	H	R	2B	3B	HR	RBI	BB	BA	SA	OBP
RF Jimmy Wolf	98	389	102	59	17	9	1	—	5	.262	.360	.297
1B Juice Latham	88	368	92	60	7	6	0	—	12	.250	.302	.274
CF Leech Maskrey	96	361	73	50	13	8	1	—	10	.202	.291	.224
LF Pete Browning	84	358	121	95	15	9	4	—	23	.338	.464	.378
3B Jack Gleason (2)	84	355	106	69	11	4	2	—	25	.296	.366	.345
P Guy Hecker	81	332	90	59	6	6	1	—	12	.271	.334	.297
2B Joe Gerhardt	78	319	84	56	11	9	0	—	14	.263	.354	.294
C Ed Whiting	58	240	70	35	16	4	2	—	9	.292	.417	.317
P Buck Weaver	55	203	39	22	6	1	0	—	12	.188	.285	.237
SS Jack Leary (1)	40	165	31	16	1	3	3	—	2	.188	.285	.198
C Dan Sullivan	37	147	31	8	5	2	0	—	3	.211	.272	.227
Sub Tommy McLaughlin	42	146	28	16	1	2	0	—	5	.192	.226	.219
Sub John Reccius	18	63	9	10	2	0	0	3	7	.143	.175	.229
Sub Lew Brown (2)	14	60	11	6	2	1	0	—	1	.183	.250	.197
Sub Henry Luff	6	23	4	1	0	0	0	2	0	.174	.174	.174
Sub George Winkleman	4	13	0	2	0	0	0	—	1	.000	.000	.071
Sub Walter Prince	4	11	2	1	0	0	0	—	0	.182	.182	.182
Sub Jack Jones	2	7	0	1	0	0	0	—	0	.000	.000	.000
Sub Phil Reccius	1	3	1	1	1	0	0	—	0	.333	.667	.333
	98	3553	892	564	114	64	14	—	141	.251	.331	.280

1B—Latham 67, Brown 14, Hecker 10, McLaughlin 5, Luff 4, Prince 2, Weaver 1, Whiting 1, Browning 1

2B—Gerhardt 78, Latham 14, Browning 3, McLaughlin 2, Whiting 2, Wolf 1

SS—Leary 40, Browning 26, McLaughlin 19, Latham 9, Wolf 5, Jones 1, Prince 1, Sullivan 1, Maskrey 1, Gleason 1

3B—Gleason 83, Browning 10, McLaughlin 2, Sullivan 2, Whiting 1

OF—Maskrey 96, Wolf 78, Browning 48, Hecker 23, J. Reccius 18, McLaughlin 17, Whiting 6, Weaver 6, Winkleman 4, Luff 2, Jones 2, Prince 2, Sullivan 2, P. Reccius 1

C—Whiting 50, Sullivan 32, Wolf 20, Brown 1

P—Hecker 53, Weaver 48, J. Reccius 1

	Pos	G	TC	PO	A	DP	E	PB	FA
Maskrey	CF	96	232	193	19	1	20	—	.914
Gleason	3B	83	239	83	107	6	49	—	.795
Wolf	RF	78	209	157	29	6	23		.890
"	C	20	120	84	25	1	11	24	.908
Gerhardt	2B	78	597	278	263	42	56	—	.906
Latham	1B	67	676	625	21	40	30	—	.956
"	2B	14	105	47	43	3	15		.857
Hecker	P	53	151	39	93	4	19	—	.874
"	RF@	23	33	30	2	0	1		.970
"	1B	10	84	75	5	3	4		.952
Whiting	C	50	346	244	62	5	40	82	.884
Browning	LF	48	115	94	5	1	16	—	.861
"	SS	26	99	15	61	7	23		.768
"	3B	10	33	14	15	1	4		.879
Weaver	P	48	108	21	81	3	6	—	.944
Leary	SS	40	206	62	106	11	38	—	.816

THE ANNUAL RECORD

	Pos	G	TC	PO	A	DP	E	PB	FA
Sullivan	C	32	204	149	34	2	21	21	.897
McLaughlin	SS	19	90	17	59	5	14	—	.844
"	LF@	17	40	30	3	0	7	—	.825
J. Reccius	LF@	18	42	34	1	1	7	—	.833
Brown	1B	14	156	134	5	6	17	3	.891
		98	4221	2621	1112	67	478	124	.886

	G	IP	H	GS	CG	W	L	SO	BB	Sh	Sv	ERA	WP	HR
Guy Hecker	53	469	526	52	51	28	23	164	75	3	0	3.34	20	4
Buck Weaver	48	400.2	451	46	45	24	22	105	35	4	0	3.71	12	3
John Reccius	1	4	10	0	0	0	0	0	0	0	0	2.25	0	0
		873.2	987	98	96	52	45	269	110	7	0	3.50	32	7

COLUMBUS

Horace Phillips
Recreation Park I

	G	AB	H	R	2B	3B	HR	RBI	BB	BA	SA	OBP
RF Tom Brown	97	420	115	69	12	7	5	32	20	.274	.371	.307
2B Pop Smith	97	406	106	82	14	17	4	—	22	.262	.410	.300
CF Fred Mann	96	394	98	61	18	3	1	—	18	.249	.368	.282
SS John Richmond	92	385	109	63	7	8	0	—	25	.283	.343	.327
3B Willie Kuehne	95	374	85	38	8	14	1	—	2	.227	.332	.231
LF Harry Wheeler	82	371	84	42	6	7	0	—	6	.226	.280	.239
C Rudy Kemmler	84	318	66	27	6	2	0	—	13	.208	.239	.239
1B Jim Field	75	292	75	31	10	6	1	—	7	.257	.342	.274
P Frank Mountain	70	276	60	36	14	5	3	—	9	.217	.337	.242
Sub Joe Straub	27	100	13	4	0	0	0	—	4	.130	.130	.163
P Ed Dundon	26	93	15	8	1	0	0	—	3	.161	.172	.188
P John Valentine	16	60	17	9	4	0	0	—	2	.283	.350	.306
Sub Gracie Pierce (1)	11	41	7	5	0	0	0	—	0	.171	.171	.171
P Pete Fries	3	10	3	1	1	0	0	—	1	.300	.400	.364
P Frank McIntyre	2	7	0	0	0	0	0	—	2	.000	.000	.222
Sub Pop Schwartz	2	4	1	0	0	0	0	—	0	.250	.250	.250
1B Sam Childs	1	3	0	0	0	0	0	0	0	.000	.000	.000
	97	3553	854	476	101	79	15	—	134	.240	.326	.268

1B—Field 75, Straub 12, Mann 9, Schwartz 1, Childs 1
 2B—Smith 73, Kuehne 18, Pierce 6, Wheeler 1, Dundon 1
 SS—Richmond 91, Kuehne 7, Mann 1
 3B—Kuehne 69, Smith 24, Mann 6
 OF—Brown 96, Mann 82, Wheeler 82, Mountain 12, Dundon 9, Pierce 5, Valentine 4, Kuehne 3, Richmond 2, Kemmler 2, Straub 1
 C—Kemmler 82, Straub 14, Schwartz 1
 P—Mountain 59, Dundon 20, Valentine 13, Smith 3, Brown 3, Fries 3, McIntyre 2, Wheeler 1

	Pos	G	TC	PO	A	DP	E	PB	FA
Brown	RF	96	215	151	22	3	42	—	.805
Richmond	SS	91	486	122	304	19	60	—	.877
Mann	CF	82	164	124	16	4	24	—	.854
Wheeler	LF	82	181	131	15	2	35	—	.807

	Pos	G	TC	PO	A	DP	E	PB	FA
Kemmler	C	82	556	388	97	10	71	114	.872
Field	1B	77	832	770	10	44	52	—	.938
Smith	2B	73	559	250	247	38	62	—	.889
"	3B	24	96	35	49	2	12	—	.875
Kuehne	3B	69	233	61	133	11	39	—	.833
"	2B	18	144	56	58	5	30	—	.792
Mountain	P	59	160	31	105	3	24	—	.850
"	LF@	12	27	24	1	0	2	—	.926
Dundon	P	20	56	10	35	3	11	—	.804
Straub	C	14	86	58	16	1	12	12	.860
"	1B	12	139	124	6	7	9	—	.935
Valentine	P	13	40	9	24	1	7	—	.825
		97	4251	2520	1195	69	536	126	.874

	G	IP	H	GS	CG	W	L	SO	BB	Sh	Sv	ERA	WP	HR
Frank Mountain	59	503	546	59	57	26	33	159	123	4	0	3.60	21	8
Ed Dundon	20	166.2	213	19	16	3	16	31	38	0	0	4.48	11	7
John Valentine	13	102	130	12	11	2	10	13	17	0	0	3.53	1	0
Pete Fries	3	25	34	3	3	0	3	7	14	0	0	6.48	8	1
Frank McIntyre	2	19	20	2	2	1	1	6	7	0	0	5.21	2	0
Tom Brown	3	14	14	1	1	0	1	6	10	0	0	5.79	1	0
Pop Smith	3	5.2	10	0	0	0	0	0	0	0	0	6.35	0	0
Harry Wheeler	1	5	13	1	0	0	1	0	2	0	0	7.20	0	0
		840.1	980	97	90	32	65	222	211	4	0	3.96	44	16

PITTSBURGH

Al Pratt (12-20) Ormond Butler (17-36) Joe Battin (2-11)

Exposition Park I

	G	AB	H	R	2B	3B	HR	RBI	BB	BA	SA	OBP	
1B Ed Swartwood	94	412	147	86	24	8	3	—	25	.357	.476	.394	
LF Mike Mansell	96	412	106	90	12	13	3	—	25	.257	.371	.300	
3B Joe Battin	98	388	83	42	9	6	1	—	11	.214	.276	.236	
CF Billy Taylor	83	369	96	43	13	7	2	—	9	.260	.350	.278	
2B George Creamer	91	369	94	54	7	9	0	—	20	.255	.322	.293	
RF Buttercup Dickerson	85	354	88	62	15	1	0	—	18	.249	.297	.285	
C Jackie Hayes	85	351	92	41	23	5	3	—	15	.262	.382	.292	
SS Denny Mack	60	224	44	26	5	3	0	—	13	.196	.246	.241	
P Denny Driscoll	41	148	27	19	2	1	0	—	4	.182	.209	.204	
P Bob Barr	37	142	35	12	4	3	0	—	5	.246	.317	.272	
Sub Frank McLaughlin	29	114	25	15	2	0	1	—	6	.219	.263	.258	
Sub Bill Morgan	32	114	18	12	2	1	0	—	7	.158	.193	.207	
P Jack Neagle (3)	27	101	19	14	0	1	0	—	5	.188	.208	.229	
Sub Wes Blogg	9	34	5	0	0	0	0	—	0	.147	.147	.147	
Sub John Peters	8	28	3	3	0	0	0	—	0	.107	.107	.107	
P The Only Nolan	7	26	8	4	1	0	0	—	1	.308	.346	.333	
P Norm Baker	4	12	0	1	0	0	0	1	0	.000	.000	.000	
Sub Henry Oberbeck (1)	2	9	2	1	1	0	0	—	0	.222	.333	.222	
		98	3607	892	525	120	58	13	—	164	.247	.324	.280

THE ANNUAL RECORD

1B—Swartwood 60, Mack 25, Taylor 9, Hayes 5, Barr 4, Oberbeck 2
 2B—Creamer 91, McLaughlin 2, Dickerson 2, Morgan 2, Mack 1, Hayes 1
 SS—Mack 38, McLaughlin 25, Morgan 21, Peters 8, Dickerson 8, Hayes 5
 3B—Battin 98, Barr 1, Driscoll 1
 OF—Mansell 96, Dickerson 78, Swartwood 37, Taylor 37, Hayes 18, Neagle 15, Barr 14, Morgan 6, Driscoll 4, McLaughlin 4, Blogg 3, Baker 2, Nolan 1
 C—Hayes 62, Taylor 33, Blogg 6, Morgan 5, Swartwood 3
 P—Driscoll 41, Barr 26, Taylor 19, Neagle 16, Nolan 7, Baker 3, Battin 2, McLaughlin 2

	Pos	G	TC	PO	A	DP	E	PB	FA					
Battin	3B	98	459	151	258	12	50	—	.891					
Mansell	LF	96	223	186	11	1	26	—	.883					
Creamer	2B	91	651	310	274	42	67	—	.897					
Dickerson	RF	78	168	106	28	2	34	—	.798					
Hayes	C	62	381	277	70	2	34	93	.911					
"	RF@	18	35	27	2	0	6		.829					
Swartwood	1B	60	700	632	23	28	45	5	.936					
"	CF@	37	98	71	9	0	18		.816					
Driscoll	P	41	127	14	99	2	14	—	.890					
Mack	SS	38	160	29	106	7	25	—	.844					
"	1B	25	245	226	10	11	9		.963					
Taylor	CF	37	79	49	10	0	20		.747					
"	C	33	195	124	38	1	33	49	.831					
"	P	19	26	8	15	0	3		.885					
Barr	P	26	73	23	39	1	11	—	.849					
"	RF@	14	13	7	3	1	3		.769					
McLaughlin	SS	25	121	19	78	4	24	—	.802					
Morgan	SS	21	103	31	54	3	18	8	.825					
Neagle	P	16	31	6	20	0	5	—	.839					
"	CF@	15	24	17	2	0	5		.792					
		98	4364	2598	1260	55	504	159	.884					
	G	IP	H	GS	CG	W	L	SO	BB	Sh	Sv	ERA	WP	HR
Denny Driscoll	41	336.1	427	40	35	18	21	79	39	1	0	3.99	9	3
Bob Barr	26	203.1	263	23	19	6	18	81	28	0	1	4.38	17	5
Billy Taylor	19	127	166	9	8	4	7	41	34	0	0	5.39	17	4
Jack Neagle (3)	16	114	156	16	12	3	12	41	25	0	0	5.84	22	9
The Only Nolan	7	55	81	7	6	0	7	23	10	0	0	4.25	1	0
Norm Baker	3	19	24	3	2	0	2	5	11	0	0	3.32	8	0
Frank McLaughlin	2	9	14	0	0	0	0	1	3	0	0	13.00	1	0
Joe Battin	2	4	9	0	0	0	0	0	1	0	0	2.25	0	0
		867.2	1140	98	82	31	67	271	151	1	1	4.62	75	21

BALTIMORE

Billy Barnie

Oriole Park I

	G	AB	H	R	2B	3B	HR	RBI	BB	BA	SA	OBP
LF Jim Clinton	94	399	125	69	16	8	0	—	27	.313	.393	.357
3B Jerry McCormick	93	389	102	40	16	6	0	—	2	.262	.334	.266
1B Dan Stearns	93	382	94	54	10	9	1	—	34	.246	.327	.308
SS Lou Say	74	324	83	52	13	2	1	—	10	.256	.318	.278
RF Dave Rowe	59	256	80	40	11	6	0	—	2	.313	.402	.318
C Kick Kelly (1)	48	202	46	18	9	2	0	—	3	.228	.292	.239
CF Dave Egler (1)	53	202	38	15	2	0	0	7	1	.188	.198	.192
P Hardie Henderson (2)	51	191	31	13	5	1	1	—	10	.162	.215	.204
Sub Gid Gardner	42	161	44	28	10	3	1	—	18	.273	.391	.346

	G	AB	H	R	2B	3B	HR	RBI	BB	BA	SA	OBP
Sub Tom O'Brien	33	138	37	16	6	4	0	—	5	.268	.370	.294
Sub Phil Baker	28	121	33	22	2	1	1	—	8	.273	.331	.318
2B Tim Manning	35	121	26	23	5	0	0	—	14	.215	.256	.296
C Rooney Sweeney	25	101	21	13	5	2	0	—	4	.208	.297	.238
Sub Billy Reid	24	97	27	14	3	0	0	—	4	.278	.309	.307
P Bob Emslie	27	97	16	14	1	2	0	—	6	.165	.216	.214
P John Fox	23	92	14	12	3	0	0	—	4	.152	.185	.188
Sub Bill Gallagher	16	61	10	9	3	1	0	—	3	.164	.246	.203
Sub Billy Barnie	17	55	11	7	0	0	0	—	2	.200	.200	.228
P Jack Neagle (2)	10	35	10	3	4	0	0	—	2	.286	.400	.324
Sub Cal Broughton (2)	9	32	6	1	0	0	0	—	1	.189	.189	.212
Sub George Baker	7	22	5	0	0	0	0	—	0	.227	.227	.227
Sub Nick Scharf	3	13	2	1	1	0	0	—	1	.154	.231	.214
Sub Jack Leary (1)	3	11	2	1	0	2	0	—	0	.182	.545	.182
P Frank Diven	2	9	2	4	0	0	0	—	0	.222	.222	.222
Sub Bill Farrell	2	7	0	0	0	0	0	—	1	.000	.000	.125
Sub ? Loughlin	1	5	2	0	0	0	0	—	0	.400	.400	.400
Sub Charlie Ingraham	1	4	1	0	0	0	0	—	0	.250	.250	.250
Sub Dave Oldfield	1	4	0	0	0	0	0	—	0	.000	.000	.000
Sub Doug Allison	1	3	2	2	0	0	0	—	0	.667	.667	.667
	96	3532	870	471	125	49	5	—	164	.246	.314	.280

1B—Stearns 92, Rowe 3, Fox 1

2B—Manning 35, O'Brien 29, Reid 23, Gardner 4, Leary 3, Clinton 2

SS—Say 74, Rowe 7, Gallagher 4, G. Baker 4, Scharf 3, Henderson 2, Farrell 2, P. Baker 1, Reid 1, Barnie 1

3B—McCormick 93, Gardner 3, Henderson 1

OF—Clinton 92, Egglar 53, Rowe 50, Gardner 35, P. Baker 14, Kelly 13, Henderson 10, Gallagher 9, Barnie 6, Neagle 5,

Emslie 5, O'Brien 4, Fox 4, Sweeney 3, Loughlin 1, G. Baker 1, Allison 1, Broughton 1, Devine 1, Stearns 1

C—Kelly 38, Sweeney 23, P. Baker 19, Barnie 13, Broughton 8, G. Baker 3, Ingraham 1, Oldfield 1, Allison 1

P—Henderson 45, Emslie 24, Fox 20, Gallagher 7, Neagle 6, Gardner 2, Diven 2, Rowe 1

	Pos	G	TC	PO	A	DP	E	PB	FA
McCormick	3B	93	418	138	196	10	84	—	.799
Stearns	1B	92	1079	984	38	38	57	—	.947
Clinton	LF	92	209	158	18	2	33	—	.842
Say	SS	74	399	76	241	13	82	—	.794
Egglar	CF@	53	107	92	6	1	9	—	.916
Rowe	RF	50	94	70	5	0	19	—	.798
Henderson	P	45	104	23	59	3	22	—	.788
"	RF@	10	12	7	1	0	4	—	.667
Kelly	C	38	254	169	35	3	50	73	.803
"	RF@	13	30	19	3	0	8	—	.733
Gardner	CF@	35	80	62	5	0	13	—	.838
Manning	2B	35	231	105	106	8	20	—	.913
O'Brien	2B	29	206	77	93	8	36	—	.825
Emslie	P	24	72	10	50	1	12	—	.833
Sweeney	C	23	156	97	40	2	19	48	.878
Reid	2B	23	146	61	62	7	23	—	.842
Fox	P	20	64	15	32	0	17	—	.734
P. Baker	C	19	120	93	13	2	14	23	.883
"	RF@	14	28	20	1	0	7	—	.750
Barnie	C	13	104	67	21	2	16	33	.846
		96	4291	2528	1139	44	624	213	.855

THE ANNUAL RECORD

	G	IP	H	GS	CG	W	L	SO	BB	Sh	Sv	ERA	WP	HR
Hardie Henderson (2)	45	358.1	383	42	38	10	32	145	87	0	0	4.02	28	4
Bob Emslie	24	201.1	188	23	21	9	13	62	41	1	0	3.17	13	3
John Fox	20	165.1	209	19	18	6	13	49	32	0	0	4.03	12	2
Bill Gallagher	7	51.2	79	5	4	0	5	19	6	0	0	5.40	3	0
Jack Neagle (2)	6	46	48	5	4	1	4	9	20	0	0	4.89	5	1
Frank Diven	2	11	15	2	1	1	1	3	1	0	0	7.36	3	0
Gid Gardner	2	7	9	0	0	1	0	2	1	0	0	5.14	0	1
Dave Rowe	1	4	12	0	0	0	0	1	2	0	0	20.25	0	1
		844.2	943	98	86	28	68	290	190	1	0	4.08	64	12

1884

THREE MAJOR LEAGUES AND 34 TEAMS

Even while National League and American Association leaders were crafting a peace treaty that would govern major league baseball in November 1883, Henry Lucas, the 26-year-old scion of a wealthy St. Louis realtor and railroad mogul, was plunging the game into a state of war again. Lucas's grievance ostensibly was with the Reserve Clause. Claiming he found it intolerable that players were bound for life to teams like chattels, he formed yet a third major league, the Union Association, that omitted the Reserve Clause from its player contracts. Events would soon demonstrate, though, that Lucas probably was galvanized more by ego. He craved recognition as an organizational genius, and no sooner was he granted it than his Union Association was history.

In 1884, during the course of the lone season the Union Association was alive, a record 34 teams performed in the three-ring circus the major league game had become. The National League competed with the same eight clubs that had played under its banner in 1883 but persuaded the less stable American Association to expand to 12 teams to protect its future interest in cities that the Union Association might otherwise usurp. Association president Denny McKnight thereupon took aboard teams representing Brooklyn, Indianapolis, Toledo and Washington. Brooklyn, Toledo and Indianapolis were already intact clubs. Toledo had won the 1883 Northwestern League pennant, and Brooklyn was not only the 1883 Inter-State League champion but was backed by Charlie Byrne and Ferd Abell, two casino owners with substantial capital. The Washington club, in contrast, had to be built from scratch, always an unhealthy sign.

To combat the two established federations, Lucas put teams in six extant major league cities—St. Louis, Chicago, Cincinnati, Baltimore, Boston and Philadelphia—and granted a 7th franchise to co-conspirator Mike Scanlon, a pool hall proprietor who owned the Washington Nationals, a veteran semipro outfit in the nation's capital. Stuck for an 8th team, Lucas finally settled on Altoona and then drew up a schedule that called for the tiny Pennsylvania city to meet his own St. Louis Maroons in eight of its first 11 games. Helped by Lucas's chicanery, the

THE WALKER BROTHERS

The 1884 season introduced a welter of rule changes and innovations that forever changed the character of baseball. Unfortunately, though, the innovation that might have been the most influential of all lasted only one season. In 1884 the Toledo club brought with it to the American Association the catcher from its 1883 Northwestern League champion. His name was Moses Walker, and when he appeared in Toledo's opening game of the 1884 season at Louisville on May 1, he became the first African-American performer in major league history.* Later in the season his brother Weldy joined him on the Toledos for a brief while. Weldy was only marginally talented and would likely have been gone from the majors anyway when the Union Association collapsed after the 1884 season, cutting jobs by a third, but Moses was good enough, especially defensively, to keep playing in top company. Instead, after being the only major league prior to 1947 to allow black players, in 1885 the American Association entered into a secret unwritten compact with the National League to bar them. In joining the League in its perfidious bargain, the Association lost not only a large talent pool of players but a vital piece of its autonomy, as well as an opportunity to alter baseball history in a way that would have indebted the game to it forever.

* Recent research by historian Peter Morris has determined that at least one player prior to Moses Walker, Bill White, a one-gamer with Providence in 1879, was a mulatto.



Here with his first professional team—the 1883 Northwestern League champion Toledo Blue Stockings—is Moses Walker, who the following year would become the first African-American player in major league history. Top: Joe Miller, Jumping Jack Jones, Walker, Chappy Lane, and John Tilley. Middle: Sam Moffett, Sam Barkley, Captain Charlie Morton, Curt Welch and Hank O'Day. Front: Tom Poorman and Milo Lockwood. Walker made his big league debut against Louisville on May 1, 1884. Some three years earlier, on August 21, 1881, the Louisville Eclipse, which was comprised of many of the same players on the 1884 Louisville club, had refused to play against Walker, who was then a member of the White Sewing Machine semipro team from Cleveland. When the Eclipse won 6-3, the following morning the *Louisville Courier-Journal* ran the game story under the headline "A Disabled Club" followed by the bugline "An Uncalled For Exhibition Of Prejudice On The Field Towards A Quadroon."

59 or 60?

The final edition of the Macmillan encyclopedia in 1996 credited Charley Radbourn with 60 wins in 1884, as do several other sources. However, the 2004 edition of *The Baseball Encyclopedia* maintains that he won only 59, an assertion backed by baseball historian Frederick Ivor-Campbell's carefully reasoned argument. Ivor-Campbell's case for reducing Radbourn's win total in 1884 to 59 is too lengthy to explore here. Suffice it to say that the Radbourn victory in question came in relief of Cyclone Miller on July 28, 1884, and the conflict is over whether a 1950 rule or a pre-1950 rule should prevail. According to the 1950 rule for determining credit for a pitching win, the victory should go to Miller. Under the guidelines used before 1950 to decide credit for a pitching win, a scorer was at liberty to give Radbourn the victory. Since the game occurred in 1884, it would seem the pre-1950 rule should govern. When the first Macmillan edition was being prepared in the late 1960s, however, a Special Baseball Records Committee decreed that the 1950 rule should be applied to all seasons in "the period before 1920, a time that was somewhat chaotic in baseball for record-keeping procedures."

Since then scholars have undertaken to amend the pitching won-lost totals for every pitcher prior to 1920, in keeping with the Special Baseball Records Committee's decree. The work is not yet complete, and even when it is, conflicts will still exist. Meanwhile the season and career won-lost totals for many pitchers, including Radbourn, remain at issue. For the moment, *The Great Encyclopedia of Nineteenth Century Major League Baseball* deems Radbourn to have won 60 games in 1884, if only because Radbourn was credited with that disputed relief win by every source until 1983, and it seems arbitrary, in any case, to adopt one set of rules after the fact for the period between 1921 and 1949 and another for the rest of baseball history. *The Great Encyclopedia of Nineteenth Century Major League Baseball* does not always side with Macmillan, however, on individual pitching or hitting stats. There are many seasons when Macmillan and other encyclopedias are in conflict on how many games a certain pitcher won as well as how many hits a certain batter compiled, and in a few instances none of them provides a total for individual players that enables a team's totals to balance. In such cases *The Great Encyclopedia of Nineteenth Century Major League Baseball* furnishes the total that seems the most logical while reserving the right to change it at a future date, with a reminder to the reader that a book like this is eternally a work in progress.

Maroons set an all-time record by winning their first 20 games of the season. With all pretense of a pennant race gone by the end of May, Lucas's club then proceeded to ring up 94 victories and an .832 winning percentage. Piteous Altoona meanwhile got off to a 0-11 start and disappeared forever from the major league arena after just six weeks. Two other Union clubs, Chicago and Philadelphia, also soon ran aground, setting off a chain reaction of franchise shifts that eventually confounded the schedule maker. By the end of the Union season the final standings

THE TAINTED 27

Should a record be considered a record regardless of when or under what circumstances it is established? If the answer is yes, then Ned Williamson's 27 home runs for Chicago in 1884 were the major league season home run record prior to 1919. The sticking point is that the chart below makes Williamson's barrage look extremely fishy. How else could all but two of his home runs come at his home park?

Knowing about that park only makes those 27 dingers seem all the more tainted. The outfield fences were so close to the plate—less than 200 feet in right field—that prior to 1884 balls hit over them were ground-ruled doubles. Furthermore, Buffalo's park, where Williamson's two road home runs occurred, was the second smallest in the National League. But to give Williamson his due, he hit at least one four-bagger against every frontline pitcher he faced, including three future 300-game winners. On the other hand, three of his teammates also clubbed more than 20 homers in 1884, and one of the trio, Fred Pfeffer, failed to tie Williamson's record mark only because, while he matched Williamson's 25 homers at home, he failed to hit any on the road. Withal, Chicago hammered 149 home runs in just 112 games, easily the most by any team prior to the 1927 New York Yankees.

It's impossible now to determine how many of Williamson's 27 round-trippers traveled a respectable distance, but the following season, playing in a different home park, he collected just four home runs. Hence it seems safe to believe that many of those 27 four-baggers in 1884 were on the cheap side. At the same time, though, it should be noted that Williamson might still have set a record in 1884 if the fences had been farther or the ground rules different. For in 1883, under the old ground rules, he slammed 49 doubles, the most by any League player in the pre-1893 era.

No.	Date	Opponent	Pitcher	Park
1	May 30	Detroit	Stump Wiedman	Chicago*
2	May 30	Detroit	Frank Meinke	Chicago
3	May 30	Detroit	Frank Meinke	Chicago
4	June 7	Cleveland	John Harkins	Chicago
5	June 17	Buffalo	Billy Serad	Buffalo
6	June 23	Boston	Charlie Buffinton	Chicago
7	June 24	Boston	Jim Whitney	Chicago
8	June 24	Boston	Jim Whitney	Chicago
9	June 26	Providence	Charley Radbourn	Chicago
10	July 1	Philadelphia	Charlie Ferguson	Chicago
11	July 3	Philadelphia	John Coleman	Chicago
12	July 4	Philadelphia	John Coleman	Chicago
13	July 7	New York	Ed Begley	Chicago
14	July 8	New York	Mickey Welch	Chicago


No.	Date	Opponent	Pitcher	Park
15	July 9	New York	Ed Begley	Chicago
16	July 19	Buffalo	Jim Galvin	Buffalo
17	July 28	Detroit	Jim Brill	Chicago
18	July 31	Detroit	Frank Meinke	Chicago
19	August 5	Cleveland	Jim McCormick	Chicago
20	August 9	Buffalo	Billy Serad	Chicago
21	August 11	Buffalo	Jim Galvin	Chicago
22	August 13	Buffalo	Jim Galvin	Chicago
23	September 20	Boston	Charlie Buffinton	Chicago**
24	October 4	New York	Mickey Welch	Chicago
25	October 4	New York	Mickey Welch	Chicago
26	October 10	Philadelphia	Charlie Ferguson	Chicago
27	October 11	Philadelphia	Charlie Ferguson	Chicago

* The season opened on May 1, but the White Stockings played on the road until the 29th because their home park was unavailable while team officials grappled with the city over the right to play there.

** The long dry spell following No. 22 occurred mostly because the White Stockings took to the road on August 16 and did not return home until September 16.

were in such disarray that St. Louis collected 113 decisions even though the original schedule called for only 112 games, while latecomer St. Paul figured in a mere eight decisions and never got to play a home game.

The American Association had a host of problems too, resulting in its Washington franchise being surrendered to Richmond, Virginia, on August 5. But unlike the Unions, the Association could at least savor a genuine pennant race as no fewer than five of its teams made a serious bid for the flag. The New York Metropolitans ultimately won out over Columbus after the other three contenders—St. Louis, Louisville and Cincinnati—faltered down the stretch. Among the five, pitching was the difference. Twin workhorses Tim Keefe and Jack Lynch pitched all but one of the Mets' 112 games in 1884 and made Jim Mutrie the first manager to have two 30-game winners. Columbus, under new skipper Gus Schmelz, also had stronger pitching in 1884 and rose from 6th place to 2nd when rookie Ed "Cannonball" Morris combined with 1883 ace Frank Mountain for 57 wins, but the Union Association threat and several major rule changes crippled the other three challengers in the box. Louisville lost 24-game winner Buck Weaver to the Unions; St. Louis's 35-game winner, Tony Mullane, ended up in Toledo as a compromise solution after he'd first jumped to the Unions; and Cincinnati ace Will White, the Association's biggest winner in 1883, was robbed of one of his chief weapons, the facility to intimidate bat-



Bill Sweeney, the rebel Union Association's leading winner, was 1-10 in 1884 against the champion Maroons and 39-11 against the rest of the league. Two years later, his arm shot, Sweeney was trying to hang on to a job with a team in Little Falls, New York. *The Sporting News* wrote "lack of speed is keeping him out of the top rungs of his profession." A complete player when his arm had been sound, Sweeney debuted as a center fielder with the Philadelphia Athletics in 1882 and in his first pitching appearance batted cleanup.

ters by hitting them without penalty, when in 1884 the Association became the first league to give a batter his base if he was struck by a pitch.

Though the National League continued to disdain the hit-batsman rule, it made two changes in its own 1884 rulebook that affected pitchers. The first, reducing to six the number of called balls needed before a batter was granted a walk, might have hampered its hurlers if the second revision had not benefited them even more. In 1884 the League lifted all restrictions on pitching deliveries, thereby opening the floodgates to overhand pitching. The result was a mammoth increase in strikeout totals and a corresponding reduction in batting averages that was felt not only in the League. Even though the Association and the Unions continued to restrict pitchers to deliveries below shoulder level and held the number of called balls needed for a walk to seven, their run production dipped sharply as well. For reasons not altogether explicable, the 1884 season was unique. Expansion traditionally favors hitters, but in 1884, although the number of major league roster spots to be filled nearly doubled, pitchers thrived.

Guy Hecker won an Association-record 52 games for Louisville, and

Hugh Daily set a new season strikeout mark when he fanned 483 Union Association hitters, including 19 in a single game, but Charley Radbourn of the Providence Grays dwarfed even their extraordinary accomplishments.

The Grays began the 1884 season under a new manager, Frank Bancroft, who had learned from Harry Wright's mistake in giving the ball too often to Radbourn the previous year. Bancroft broadcast that Radbourn would share the pitching load in 1884 with Charlie Sweeney. When Radbourn rebelled at the prospect and performed lackadaisically, he was suspended. Bancroft then found himself in a bind when Sweeney manipulated to have himself suspended too so he could jump to the Union Association. In desperation Bancroft reinstated Radbourn but first had to accept the hard bargain he drove. Radbourn pledged to pitch every game for the rest of the season if the Grays would agree not to reserve him for the following year.

Radbourn did not actually pitch every game down the stretch—several other Grays took a turn in the box on occasion too—but he toiled far more often than necessary, considering that the Grays won the pennant by 10 and a half games. In due time the load took its toll on Radbourn's arm but not before he worked 679 innings in 1884, just one short of Will White's all-time record of 680 (set in 1879), en route to compiling the most wins ever. Whether it be

60 or just 59, as some sources contend, Radbourn was still not done. At the close of the season Providence officials accepted Mutrie's challenge to a three-game postseason match with his Association champion Mets. Each team put up \$1,000 to go to the winner with the purse held by the *New York Clipper*, which billed the event as the first "World's Series." Since the games took place at the Polo Grounds in New York, the Mets' home park, at Mutrie's insistence they were played under Association rules and overhand pitching was barred. This was no handicap for Radbourn, who threw sidearm anyway, but to Mutrie's consternation, Keefe, his starting pitcher in the opening game, hit the first two Providence batters he faced, Paul Hines and Cliff Carroll, giving each a base he would not have received under League rules. When Hines and Carroll both subsequently scored, Radbourn cruised to a 6-0 win. Two more victories by him in the following two days crowned Providence the first World's Series champion.

THE SEASONAL RECORD

NATIONAL LEAGUE

	G	W	L	Pct	H	R	GB	Attendance
1. Providence Grays	114	84	28	.750	45-11	39-17	—	64,409
2. Boston Beaneaters	116	73	38	.658	40-16	33-22	10.5	146,777
3. Buffalo Bisons	115	64	47	.577	37-18	27-29	19.5	42,000
4. New York Gothams	116	62	50	.554	34-22	28-28	22	105,00
Chicago White Stockings	113	62	50	.554	39-17	23-33	22	87,667
6. Philadelphia Quakers	113	39	73	.348	19-37	20-36	45	100,457
7. Cleveland Blues	113	35	77	.313	22-34	13-43	49	38,000
8. Detroit Wolverines	114	28	84	.250	18-38	10-46	56	32,000

	Pro	Bos	Buf	NY	Chi	Phi	Cle	Det	Tot
Providence	—	9	10	13	11	13	13	15	84
Boston	7	—	9	8	10	13	14	12	73
Buffalo	6	6	—	5	10	11	14	12	64
New York	3	8	11	—	4	11	11	14	62
Chicago	5	6	6	12	—	14	8	11	62
Philadelphia	3	3	5	5	2	—	10	11	39
Cleveland	3	2	2	5	8	6	—	9	35
Detroit	1	4	4	2	5	5	7	—	28
	28	38	47	50	50	73	77	84	447

SEASON LEADERS

Batting Average

1. M. Kelly, Chicago	.354
2. O'Rourke, Buffalo	.347
3. Sutton, Boston	.346
4. Anson, Chicago	.335
5. Brouthers, Buffalo	.327

Slugging Average

1. Brouthers, Buffalo	.563
2. Williamson, Chicago	.554
3. Anson, Chicago	.543
4. M. Kelly, Chicago	.524
5. Pfeffer, Chicago	.514

On-Base Percentage

1. M. Kelly, Chicago	.414
2. Gore, Chicago	.404
3. O'Rourke, Buffalo	.392
4. Sutton, Boston	.384
5. Brouthers, Buffalo	.378

Total Bases

1. Dalrymple, Chicago	263
2. Anson, Chicago	258
3. Pfeffer, Chicago	240
4. M. Kelly, Chicago	237
5. Williamson, Chicago	231

Home Runs

1. Williamson, Chicago	27
2. Pfeffer, Chicago	25
3. Dalrymple, Chicago	22
4. Anson, Chicago	21
5. Brouthers, Buffalo	14

RBI

1. Anson, Chicago	102
2. Pfeffer, Chicago	101
3. M. Kelly, Chicago	95
4. Williamson, Chicago	84
5. Connor, New York	82

Hits

1. O'Rourke, Buffalo	162
Sutton, Boston	162
3. Dalrymple, Chicago	161
4. M. Kelly, Chicago	160
5. Anson, Chicago	159

Runs

1. M. Kelly, Chicago	120
2. O'Rourke, Buffalo	119
Hornung, Boston	119
4. Dalrymple, Chicago	111
5. Anson, Chicago	108

Bases on Balls

1. Gore, Chicago	61
2. M.Kelly, Chicago	46
3. P. Hines, Providence	44
4. Williamson, Chicago	42
5. Jack Manning, Phila. Hanlon, Detroit	40

Strikeouts

1. Wise, Boston	104
2. Meinke, Detroit	89
3. Morrill, Boston	87
4. Galvin, Buffalo	80
Hornung, Boston	80
Phillips, Cleveland	80

OPS

1. Brouthers, Buffalo	.941
2. M. Kelly, Chicago	.938
3. Anson, Chicago	.916
4. Williamson, Chicago	.898
5. O'Rourke, Buffalo	.872

PITCHING

Wins

1. Radbourn, Providence	60
2. Buffinton, Boston	48
3. Galvin, Buffalo	46
4. Welch, New York	39
5. Corcoran, Chicago	35

Losses

1. Harkins, Cleveland	32
2. C. Ferguson, Philadelphia	25
3. Corcoran, Chicago	23
Meinke, Detroit	23
5. J. McCormick, Cleveland	22
Galvin, Buffalo	22

Innings

1. Radbourn, Providence	678.2
2. Galvin, Buffalo	636.1
3. Buffinton, Boston	587
4. Welch, New York	557.1
5. Corcoran, Chicago	516.2

Complete Games

1. Radbourn, Providence	73
2. Galvin, Buffalo	71
3. Buffinton, Boston	63
4. Welch, New York	62
5. Corcoran, Chicago	57

Strikeouts

1. Radbourn, Providence	441
2. Buffinton, Boston	417
3. Galvin, Buffalo	369
4. Welch, New York	345
5. Corcoran, Chicago	272

Winning Percentage (20 decisions)

1. Radbourn, Providence	.833
2. Buffinton, Boston	.750
3. C. Sweeney, Providence	.680
4. Galvin, Buffalo	.676
5. Welch, New York	.650

ERA (Minimum 112 innings)

1. Radbourn, Providence	1.38
2. C. Sweeney, Providence	1.55
3. Getzein, Detroit	1.95
4. Galvin, Buffalo	1.99
5. J. Whitney, Boston	2.09

Lowest OOBP

1. C. Sweeney, Providence	.215
2. J. Whitney, Boston	.223
3. Radbourn, Providence	.234
4. Getzein, Detroit	.237
5. Buffinton, Boston	.244

Lowest OBA

1. C. Sweeney, Providence	.187
2. Getzein, Detroit	.204
3. Radbourn, Providence	.205
4. J. Whitney, Boston	.207
5. Clarkson, Chicago	.208

FIELDING

Putouts

1B

Anson, Chicago	1211
Farrar, Philadelphia	1142
Scott, Detroit	1120

Assists

Farrar, Philadelphia	42
Anson, Chicago	40
Morrill, Boston	34

Fielding Average

Start, Providence	.980
Morrill, Boston	.971
Scott, Detroit	.968

2B

Pfeffer, Chicago	395
Jack Farrell, Providence	249
Andrews, Philadelphia	239

Pfeffer, Chicago	422
Jack Farrell, Providence	351
Andrews, Philadelphia	326

Burdock, Boston	.9220
Jack Farrell, Providence	.9217
Pfeffer, Chicago	.903

3B

Mulvey, Philadelphia	151
Denny, Providence	144
Hankinson, New York	135

Williamson, Chicago	250
Mulvey, Philadelphia	216
Muldoon, Cleveland	204

Sutton, Boston	.908
Denny, Providence	.874
Hankinson, New York	.871

SS

McClellan, Philadelphia	165
S. Wise, Boston	156
Caskin, New York	121

McClellan, Philadelphia	313
Force, Buffalo	312
S. Wise, Boston	307
A. Irwin, Providence	307

Force, Buffalo	.898
Glasscock, Cleveland	.893
S. Wise, Boston	.884

RF

Lillie, Buffalo	190
Radford, Providence	146
Jack Manning, Philadelphia	140

Lillie, Buffalo	41
M. Kelly, Chicago	31
Jack Manning, Philadelphia	26
Radford, Providence	26

Evans, Cleveland	.917
Radford, Providence	.882
Crowley, Boston	.870

CF

Hanlon, Detroit	241
P. Hines, Providence	202
Fogarty, Philadelphia	193

Hanlon, Detroit	30
Gore, Chicago	25
Hotaling, Cleveland	23

Fogarty, Philadelphia	.915
P. Hines, Providence	.895
Hanlon, Detroit	.874

THE ANNUAL RECORD**Putouts****LF**

C. Carroll, Providence	206
Wood, Detroit	190
Hornung, Boston	182
Purcell, Philadelphia	182

C

Gilligan, Providence	605
M. Hackett, Boston	512
Bennett, Detroit	447

P

Corcoran, Chicago	47
Buffinton, Boston	40
Galvin, Buffalo	32

Double Plays**1B**

Anson, Chicago	86
Phillips, Cleveland	59
McKinnon, New York	57

2B

Pfeffer, Chicago	85
Andrews, Philadelphia	37
Jack Farrell, Providence	36

3B

Williamson, Chicago	25
Mulvey, Philadelphia	20
Muldoon, Cleveland	15

SS

Caskin, New York	28
McClellan, Philadelphia	22
T. Burns, Chicago	21
Force, Buffalo	21

RF

Lillie, Buffalo	7
Jack Manning, Philadelphia	7
Crowley, Boston	5

CF

P. Hines, Providence	5
Hanlon, Detroit	5
Gore, Chicago	5
Hotaling, Cleveland	5

LF

Dalrymple, Chicago	5
Jim O'Rourke, Buffalo	2
Five with	1

C

Bushong, Cleveland	11
Ewing, New York	10
Bennett, Detroit	9
Flint, Chicago	9

Assists

Dalrymple, Chicago	18
Wood, Detroit	17
Hornung, Boston	14

Ewing, New York	127
Flint, Chicago	110
M. Hackett, Boston	104

Galvin, Buffalo	154
Corcoran, Chicago	132
Radbourn, Providence	119

Errors

Anson, Chicago	58
McKinnon, New York	53
Phillips, Cleveland	48

Pfeffer, Chicago	88
Connor, New York	71
Andrews, Philadelphia	69

Mulvey, Philadelphia	73
D. White, Buffalo	66
Muldoon, Cleveland	66

McClellan, Philadelphia	83
T. Burns, Chicago	68
S. Wise, Boston	61

Lillie, Buffalo	40
Jack Manning, Philadelphia	30
M. Kelly, Chicago	26

Hanlon, Detroit	39
Hotaling, Cleveland	35
Gore, Chicago	32

Purcell, Philadelphia	28
W. Murphy, Cleveland	26
Dalrymple, Chicago	26

G. Myers, Buffalo	64
Flint, Chicago	61
Bushong, Cleveland	58

Fielding Average

Hornung, Boston	.916
C. Carroll, Providence	.909
Wood, Detroit	.896

J. Rowe, Buffalo	.943
Ewing, New York	.933
Gilligan, Providence	.9282

J. McCormick, Cleveland	1.000
J. Whitney, Boston	1.000
Meinke, Detroit	1.000

TC/Game

Anson, Chicago	11.7
Morrill, Boston	11.2
Farrar, Philadelphia	11.04

Pfeffer, Chicago	8.1
Connor, New York	7.6
H. Richardson, Buffalo	6.8

Mulvey, Philadelphia	4.4
Williamson, Chicago	4.35
Muldoon, Cleveland	3.63

T. Burns, Chicago	5.3
McClellan, Philadelphia	5.2
S. Wise, Boston	4.9

Lillie, Buffalo	2.4
Evans, Cleveland	2.2
Radford, Providence	2.0

Fogarty, Philadelphia	2.9
Hanlon, Detroit	2.7
Gore, Chicago	2.34

Purcell, Philadelphia	2.2
C. Carroll, Providence	2.1
Wood, Detroit	2.03

M. Hackett, Boston	9.4
Gilligan, Providence	9.3
Bushong, Cleveland	8.2

Leaders in Passed Balls: Bushong, Cleveland (95); Flint, Chicago (82); Crowley, Buffalo (66)

Double Plays		Errors		TC/Game	
P					
Welch, New York	6	Corcoran, Chicago	24	Corcoran, Chicago	3.4
Corcoran, Chicago	5	Radbourn, Providence	17	Wiedman, Detroit	2.8
C. Ferguson, Philadelphia	4	Harkins, Cleveland	17	Shaw, Detroit	2.71
J. McCormick, Cleveland	4				

PROVIDENCE**Frank Bancroft**

Messer Street Grounds

	G	AB	H	R	2B	3B	HR	RBI	BB	SO	BA	SA	OBP
CF Paul Hines	114	490	148	94	36	10	3	41	44	28	.302	.435	.360
2B Jack Farrell	111	469	102	70	13	6	1	37	35	44	.217	.277	.272
LF Cliff Carroll	113	452	118	90	16	4	3	54	29	39	.261	.334	.306
3B Jerry Denny	110	439	109	57	22	9	6	59	14	58	.248	.380	.272
SS Arthur Irwin	102	404	97	73	14	3	2	44	28	52	.240	.304	.289
1B Joe Start	93	381	105	80	10	5	2	32	35	25	.276	.344	.337
P Charley Radbourn	87	361	83	48	7	1	1	37	26	42	.230	.263	.282
RF Paul Radford	97	355	70	56	11	2	1	29	25	43	.197	.248	.250
C Barney Gilligan	82	294	72	47	13	2	1	38	35	41	.245	.313	.325
P Charlie Sweeney (1)	41	168	50	24	9	0	1	19	11	17	.298	.369	.341
Sub Sandy Nava	34	116	11	10	0	0	0	6	11	35	.095	.095	.173
Sub Charlie Bassett	27	79	11	10	2	1	0	6	4	15	.139	.190	.181
P Ed Conley	8	28	4	0	0	0	0	0	0	9	.143	.143	.143
Sub Miah Murray	8	27	5	1	0	0	0	1	1	8	.185	.185	.214
P Cyclone Miller (2)	6	23	1	3	0	0	0	0	1	10	.043	.043	.083
P John Cattanach (1)	1	4	0	0	0	0	0	0	0	2	.000	.000	.000
P Harry Arundel	1	3	1	2	0	0	0	1	1	1	.333	.333	.500
	114	4093	987	665	153	43	21	404	300	469	.241	.315	.293

1B—Start 93, Denny 9, Hines 7, Radbourn 5, Sweeney 1, Gilligan 1, Murray 1

2B—Farrell 109, Denny 3, Radbourn 1, Bassett 1, Nava 1

SS—Irwin 102, Bassett 7, Nava 6, Radbourn 2

3B—Denny 99, Bassett 13, Farrell 3, Gilligan 1

OF—Carroll 113, Hines 108, Radford 96, Sweeney 17, Radbourn 7, Miller 4, Bassett 2, Murray 1, Cattanach 1

C—Gilligan 81, Nava 27, Murray 7, Denny 1

P—Radbourn 75, Sweeney 27, Conely 8, Miller 6, Radford 2, Cattanach 1, Arundel 1, Irwin 1, Hines 1

	Pos	G	TC	PO	A	DP	E	PB	FA
Carroll	LF	113	240	206	11	1	23	—	.904
Farrell	2B	109	651	249	351	36	51	—	.922
Hines	CF	108	248	202	20	5	26	—	.895
Irwin	SS	102	461	99	307	20	55	—	.881
Denny	3B	99	357	144	168	5	45	1	.874
Radford	RF	96	195	146	26	4	23	—	.882
Start	1B	93	980	939	21	31	20	—	.980
Gilligan	C	81	753	605	94	7	54	46	.928
Radbourn	P	75	157	21	119	1	17	—	.892
Sweeney	P	27	67	16	47	1	4	—	.940
"	RF@	17	19	15	2	0	2	—	.895
Nava	C	27	239	172	40	1	27	16	.887
Bassett	3B	13	54	17	27	1	10	—	.815
		114	4843	3121	1324	50	398	77	.918

THE ANNUAL RECORD

	G	IP	H	GS	CG	W	L	SO	BB	Sh	Sv	ERA	WP	HR
Charley Radbourn	75	678.2	528	73	73	60	12	441	98	11	1	1.38	34	18
Charlie Sweeney (1)	27	221	153	24	22	17	8	145	29	4	1	1.55	10	4
Ed Conley	8	71	63	8	8	4	4	33	22	1	0	2.15	7	4
Cyclone Miller (2)	6	34.2	36	5	2	2	2	12	11	0	0	2.08	11	0
Paul Radford	2	13	27	2	1	0	2	2	3	0	0	7.62	1	0
Harry Arundel	1	9	8	1	1	1	0	4	4	0	0	1.00	1	0
John Cattanach (1)	1	5	2	1	0	0	0	2	4	0	0	9.00	3	0
Arthur Irwin	1	3	5	0	0	0	0	0	1	0	0	3.00	0	0
Paul Hines	1	1	3	0	0	0	0	0	0	0	0	0.00	1	0
		1036.1	825	114	107	84	28	639	172	16	2	1.61	68	26

BOSTON

John Morrill

South End Grounds I

	G	AB	H	R	2B	3B	HR	RBI	BB	SO	BA	SA	OBP
LF Joe Hornung	115	518	139	119	27	10	7	51	17	80	.268	.400	.292
3B Ezra Sutton	110	468	162	102	28	7	3	61	29	22	.346	.455	.384
1B John Morrill	111	438	114	80	19	7	3	61	30	87	.260	.356	.308
SS Sam Wise	114	426	91	60	15	9	4	41	25	104	.214	.319	.257
RF Bill Crowley	108	407	110	50	14	6	6	61	33	74	.270	.378	.325
2B Jack Burdock	87	361	97	65	14	4	6	49	15	52	.269	.380	.298
P Charlie Buffinton	87	352	94	48	18	3	1	39	16	12	.267	.344	.299
CF Jim Manning	89	345	83	52	8	6	2	35	19	47	.241	.316	.280
P Jim Whitney	66	270	70	41	17	5	3	40	16	38	.259	.393	.301
C Mert Hackett	72	268	55	28	13	2	1	20	2	66	.205	.280	.211
C Mike Hines	35	132	23	16	3	0	0	3	3	24	.174	.197	.193
Sub Bill Annis	27	96	17	17	2	0	0	3	0	8	.177	.198	.177
C Tom Gunning	12	45	5	4	1	1	0	2	1	12	.111	.178	.130
P John Connor	7	25	2	1	0	0	0	1	1	13	.080	.080	.115
Sub Gene Moriarity (1)	4	16	1	1	0	0	0	0	0	8	.063	.063	.063
P Daisy Davis (2)	4	16	0	0	0	0	0	0	0	9	.000	.000	.000
Sub Marty Barrett (1)	3	6	0	0	0	0	0	0	0	4	.000	.000	.000
	116	4189	1063	684	179	60	36	467	207	660	.254	.351	.289

1B—Morrill 91, Whitney 15, Buffinton 11, Hornung 6
 2B—Burdock 87, Morrill 17, Manning 9, Wise 7
 SS—Wise 107, Manning 9
 3B—Sutton 110, Manning 3, Morrill 2, Whitney 1, Hackett 1, Burdock 1
 OF—Hornung 110, Crowley 108, Manning 73, Annis 27, Whitney 15, Buffinton 13, Moriarity 4, Davis 1, Morrill 1
 C—Hackett 71, Hines 35, Gunning 12, Barrett 3
 P—Buffinton 67, Whitney 41, Morrill 7, Connor 7, Davis 4

	Pos	G	TC	PO	A	DP	E	PB	FA
Hornung	LF	110	214	182	14	1	18	—	.916
Sutton	3B	110	336	119	186	7	31	—	.908
Crowley	RF	108	169	125	22	5	22	—	.870
Wise	SS	107	524	156	307	16	61	—	.884
Morrill	1B	91	1017	953	34	33	30	—	.971
"	2B	17	105	52	44	4	9	—	.914
Burdock	2B	87	500	183	278	23	39	—	.922
Manning	CF	73	148	115	15	2	18	—	.878
Hackett	C	71	664	512	104	2	48	35	.928
Buffinton	P	67	167	40	118	2	9	—	.946
"	CF@	13	34	25	0	0	9	—	.735
"	1B	11	87	81	0	4	6	—	.931

	Pos	G	TC	PO	A	DP	E	PB	FA					
Whitney	P	41	86	8	78	0	2	—	1.000					
"	1B	15	118	108	1	1	9		.924					
"	CF@	15	19	18	0	0	1		.947					
Hines	C	35	347	255	64	7	28	42	.919					
Annis	CF@	27	30	22	5	1	3	—	.900					
Gunning	C	12	81	60	14	1	7	7	.914					
		116	4902	3125	1393	46	384	86	.922					
	G	IP	H	GS	CG	W	L	SO	BB	Sh	Sv	ERA	WP	HR
Charlie Buffinton	67	587	506	67	63	48	16	417	76	8	0	2.15	24	15
Jim Whitney	38	336	272	37	35	23	14	270	27	6	0	2.09	18	12
John Connor	7	60	70	7	7	1	4	29	18	0	0	3.15	3	1
Daisy Davis (2)	4	31	50	4	3	1	3	13	8	0	0	7.84	2	2
John Morrill	7	23	34	1	1	0	1	13	6	0	2	7.43	5	0
		1037	932	119	109	73	38	742	135	14	2	2.47	52	30

BUFFALO
Jim O'Rourke
 Olympic Park I

	G	AB	H	R	2B	3B	HR	RBI	BB	SO	BA	SA	OBP	
RF Jim Lillie	114	471	105	68	12	5	3	53	5	71	.223	.289	.231	
LF Jim O'Rourke	108	467	162	119	33	7	5	63	35	17	.347	.480	.392	
3B Deacon White	110	452	147	82	16	11	5	74	32	13	.325	.441	.370	
2B Hardy Richardson	102	439	132	85	27	9	6	60	22	41	.301	.444	.334	
SS Davy Force	106	403	83	47	13	3	0	36	27	41	.206	.253	.256	
C Jack Rowe	93	400	126	85	14	14	4	61	23	14	.315	.450	.352	
1B Dan Brouthers	93	398	130	82	22	15	14	79	33	20	.327	.563	.378	
UT George Myers	78	325	59	34	9	2	2	32	13	33	.182	.240	.213	
P Jim Galvin	72	274	49	34	6	1	0	24	2	80	.179	.208	.185	
CF Dave Egglar	63	241	47	25	3	1	0	20	6	54	.195	.216	.215	
Sub Chub Collins (1)	45	169	30	24	6	0	0	20	14	36	.178	.213	.240	
P Billy Serad	37	137	24	12	2	1	0	9	3	33	.175	.204	.193	
P Art Hagan	3	13	4	3	0	0	0	1	0	1	.308	.308	.308	
P Ed Coughlin	1	4	1	0	0	0	0	1	0	2	.250	.250	.250	
P Bones Ely	1	4	0	0	0	0	0	0	0	2	.000	.000	.000	
		114	4197	1099	700	163	69	39	533	215	458	.262	.381	.298

1B—Brouthers 93, O'Rourke 18, Richardson 3
 2B—Richardson 71, Collins 42, Force 1
 SS—Force 105, Rowe 6, Collins 3
 3B—White 108, Richardson 5, Brouthers 1, O'Rourke 1
 OF—Lillie 114, O'Rourke 86, Egglar 63, Myers 34, Rowe 30, Richardson 24, Serad 3, Galvin 1, Ely 1, Coughlin 1
 C—Rowe 65, Myers 49, O'Rourke 10, White 3
 P—Galvin 72, Serad 37, O'Rourke 4, Hagan 3, Lillie 2, Ely 1, Coughlin 1

	Pos	G	TC	PO	A	DP	E	PB	FA
Lillie	RF	114	271	190	41	7	40	—	.852
White	3B	108	377	113	198	11	66	3	.825
Force	SS	105	470	110	312	21	48	—	.898
Brouthers	1B	93	1025	958	30	38	37	—	.964
O'Rourke	LF	86	132	112	6	2	14		.894
"	1B	18	223	208	1	8	14		.937
"	C	10	38	27	11	1	0	4	1.000

THE ANNUAL RECORD

	Pos	G	TC	PO	A	DP	E	PB	FA
Galvin	P	72	193	32	154	3	7	—	.964
Richardson	2B	71	484	191	243	18	50	—	.897
"	CF@	24	52	44	5	2	3		.942
Rowe	C	65	459	373	60	3	26	45	.943
"	LF@	30	46	38	1	0	7		.848
Eggler	CF	63	133	104	14	1	15	—	.887
Myers	C	49	393	271	58	4	64	53	.847
"	CF@	34	66	49	3	1	14		.788
Collins	2B	42	268	108	137	15	23	—	.914
Serad	P	37	75	4	57	1	14	—	.813
		114	4846	3001	1383	71	462	105	.905

	G	IP	H	GS	CG	W	L	SO	BB	Sh	Sv	ERA	WP	HR
Jim Galvin #	72	636.1	566	72	71	46	22	369	63	12	0	1.99	16	23
Billy Serad	37	308	373	37	34	16	20	150	111	2	0	4.27	42	21
Art Hagan	3	26	53	3	3	1	2	4	4	0	0	5.88	0	1
Jim Lillie	2	13	22	1	0	0	1	4	5	0	0	6.23	1	0
Jim O'Rourke	4	12.2	7	0	0	0	1	3	1	0	1	2.84	0	0
Bones Ely	1	5	17	1	0	0	1	4	5	0	0	14.40	1	1
Ed Coughlin	1	0	3	0	0	0	0	0	0	0	0	—	2	0
—1 forfeit W vs Chicago on Aug. 11 when Cap Anson pulled his Chicago team off the field in the 1st inning to protest a decision by umpire McLean—														
		1001	1041	114	108	63	47	534	189	14	1	2.95	62	46

No-hit game 18-0 vs Detroit, August 4

NEW YORK

Jim Price (56-42) John Ward (6-8)

Polo Grounds I

	G	AB	H	R	2B	3B	HR	RBI	BB	SO	BA	SA	OBP	
CF John Ward	113	482	122	98	11	8	2	51	28	47	.253	.322	.294	
2B Roger Connor	116	477	151	98	28	4	4	82	38	32	.317	.417	.367	
1B Alex McKinnon	116	470	128	66	221	13	3	73	8	62	.272	.391	.285	
LF Pat Gillespie	101	413	109	75	7	4	2	44	19	35	.264	.315	.296	
3B Frank Hankinson	105	389	90	44	16	7	2	43	23	59	.231	.324	.274	
C Buck Ewing	94	382	106	90	15	20	3	41	28	22	.277	.445	.327	
SS Ed Caskin	100	351	81	49	11	1	1	40	34	55	.231	.276	.299	
RF Mike Dorgan	83	341	94	61	11	6	1	48	13	27	.276	.352	.302	
Sub Danny Richardson	74	277	70	36	8	1	1	27	16	17	.253	.300	.294	
P Mickey Welch	71	249	60	47	14	3	3	29	16	49	.241	.357	.287	
P Ed Begley	33	121	22	12	4	0	0	8	8	31	.182	.215	.233	
Sub Jack Humphries (2)	20	64	6	6	0	0	0	2	9	19	.094	.094	.205	
Sub Sandy Griffin	16	62	11	7	2	0	0	6	1	19	.177	.210	.190	
Sub Bill Loughran	9	29	3	4	1	1	0	3	7	11	.103	.207	.278	
Sub Charlie Manlove (2)3	10	0	0	0	0	0	0	0	0	4	.000	.000	.000	
Sub Harry Oxley (1)	2	4	0	0	0	0	0	0	1	2	.000	.000	.200	
P Jim Brown (2)	1	3	0	0	0	0	0	0	0	1	.000	.000	.000	
		116	4124	1053	693	149	68	22	497	249	492	.255	.340	.298

1B—McKinnon 116
 2B—Connor 67, Ward 47, Dorgan 3
 SS—Caskin 96, Richardson 19, Ewing 3
 3B—Hankinson 105, Connor 12, Ewing 1

OF—Gillespie 101, Dorgan 64, Ward 59, Richardson 55, Connor 37, Griffin 16, Ewing 12, Welch 7, Begley 2, Manlove 1, Hankinson 1, Loughran 1
 C—Ewing 80, Humphries 20, Loughran 9, Dorgan 6, Caskin 6, Oxley 2, Manlove 3
 P—Welch 65, Begley 31, Dorgan 14, Ward 9, Ewing 1, Brown 1

	Pos	G	TC	PO	A	DP	E	PB	FA
McKinnon	1B	116	1181	1097	31	57	53	—	.955
Hankinson	3B	105	364	135	182	8	47	—	.871
Gillespie	LF	101	187	159	8	1	20	—	.893
Caskin	SS	96	452	121	278	28	53	13	.883
Ewing	C	80	613	445	127	10	41	38	.933
"	OF@	12	9	8	1	0	0		1.000
Connor	2B	67	506	230	205	30	71	—	.860
"	OF@	37	78	58	7	0	13		.833
"	3B	12	45	11	22	2	12		.733
Welch	P	65	117	25	78	6	14	—	.880
Dorgan	RF	64	134	101	13	3	20	3	.851
"	P	14	57	14	25	1	18		.684
Ward	CF	59	137	103	13	2	21	—	.847
"	2B	47	307	95	177	17	35		.886
Richardson	OF@	55	107	77	20	3	10	—	.907
"	SS	19	81	33	34	4	14		.827
Begley	P	31	71	16	46	2	9	—	.873
Humphries	C	20	193	138	35	2	20	21	.896
Griffin	OF@	16	19	14	2	1	3	—	.842
		116	4907	3014	1379	69	514	99	.895

	G	IP	H	GS	CG	W	L	SO	BB	Sh	Sv	ERA	WP	HR
Mickey Welch	65	557.1	528	65	62	39	21	345	146	4	0	2.50	39	12
Ed Begley	31	266	296	30	30	12	18	104	99	0	0	3.50	29	5
Mike Dorgan	14	113	98	14	12	8	6	90	51	0	0	3.50	29	5
John Ward	9	60.2	72	5	5	3	3	23	18	0	0	3.41	6	2
Jim Brown (2)	1	9	10	1	1	0	1	2	8	0	0	5.00	2	0
Buck Ewing	1	8	7	1	1	0	1	3	4	0	0	1.13	0	0
	1014	1011	116	111	62	50	567	326	4	0	3.12	109	28	

CHICAGO

Cap Anson

Lake Front Park

	G	AB	H	R	2B	3B	HR	RBI	BB	SO	BA	SA	OBP
LF Abner Dalrymple	111	521	161	111	18	9	22	69	14	39	.309	.505	.327
1B Cap Anson	112	475	159	108	30	3	21	102	29	13	.335	.543	.373
2B Fred Pfeffer	112	467	135	105	10	10	25	101	25	47	.289	.514	.325
RF Mike Kelly	108	452	160	120	28	5	13	95	46	24	.354	.524	.414
CF George Gore	103	422	134	104	18	4	5	34	61	26	.318	.415	.404
3B Ned Williamson	107	417	116	84	18	8	27	84	42	56	.278	.554	.344
SS Tom Burns	83	343	84	54	14	2	7	44	13	50	.245	.359	.272
C Silver Flint	73	279	57	35	5	2	9	45	7	57	.204	.333	.224
P Larry Corcoran	64	251	61	43	3	4	1	19	10	33	.243	.299	.272
Sub Billy Sunday	43	176	39	25	4	1	4	28	4	36	.222	.324	.154
P John Clarkson	21	84	22	16	6	2	3	17	2	16	.262	.488	.279
Sub Walt Kinzie (1)	19	82	13	4	3	0	2	8	0	13	.159	.268	.159
P Fred Goldsmith (1)	22	81	11	11	2	0	2	6	7	26	.136	.235	.205
P Joe Brown	15	61	13	6	1	0	0	3	0	15	.213	.230	.213
P Tom Lee (1)	6	24	3	0	1	0	0	1	0	6	.125	.167	.125

THE ANNUAL RECORD

	G	AB	H	R	2B	3B	HR	RBI	BB	SO	BA	SA	OBP
Sub Sy Sutcliffe	4	15	3	4	1	0	0	2	2	4	.200	.267	.294
P George Crosby	3	13	4	1	0	0	1	1	0	1	.308	.538	.308
P John Hibbard	2	7	0	0	0	0	0	0	0	4	.000	.000	.000
P Fred Andrus	1	5	1	3	0	0	0	0	1	0	.200	.200	.333
P Tom Lynch	1	4	0	0	0	0	0	0	0	2	.000	.000	.000
P Mike Corcoran	1	3	0	0	0	0	0	0	1	1	.000	.000	.250
	113	4182	1176	834	162	50	142	659	264	469	.281	.446	.324

1B—Anson 112, Kelly 2, Clarkson 1, Brown 1, Lynch 1
 2B—Pfeffer 112, Kelly 1
 SS—Burns 80, Kinzie 17, Kelly 12, Corcoran 2, Anson 1, Lee 1
 3B—Williamson 99, Kelly 10, Burns 3, Clarkson 2, Kinzie 2
 OF—Dalrymple 111, Gore 103, Kelly 63, Sunday 43, Brown 9, Clarkson 8, Corcoran 4, Goldsmith 2
 C—Flint 73, Kelly 28, Williamson 10, Sutcliffe 4, Anson 3, Brown 1
 P—L. Corcoran 60, Goldsmith 21, Clarkson 14, Brown 7, Lee 5, Crosby 3, Hibbard 2, Kelly 2, Williamson 2, Andrus 1, Anson 1, Pfeffer 1, M. Corcoran 1, Lynch 1

	Pos	G	TC	PO	A	DP	E	PB	FA
Anson	1B	112	1309	1211	40	86	58	2	.956
Pfeffer	2B	112	905	395	422	85	88	—	.903
Dalrymple	LF	111	220	176	18	5	26	—	.882
Gore	CF	103	242	185	25	5	32	—	.868
Williamson	3B	99	431	121	250	25	60	9	.861
"	C	10	61	34	20	1	7	—	.885
Burns	SS	80	421	99	254	21	68	—	.838
Flint	C	73	525	354	110	9	61	82	.884
Kelly	RF	63	126	69	31	1	26	—	.794
"	C	28	192	105	55	3	32	32	.833
"	SS	12	62	7	37	3	18	—	.710
"	3B	10	36	12	16	2	8	—	.778
Corcoran	P	60	203	47	132	5	24	—	.882
Sunday	RF@	43	80	45	8	1	27	—	.663
Goldsmith	P	21	53	7	34	0	12	—	.774
Kinzie	SS	17	77	18	46	4	13	—	.831
Clarkson	P	14	55	6	38	5	11	—	.800
		113	5206	2991	1620	107	595	138	.886

	G	IP	H	GS	CG	W	L	SO	BB	Sh	Sv	ERA	WP	HR
Larry Corcoran #	60	516.2	473	59	57	35	23	272	116	7	0	2.40	27	35
Fred Goldsmith (1)	21	188	245	21	20	9	11	34	29	1	0	4.26	10	11
John Clarkson	14	118	94	13	12	10	3	102	25	0	0	2.14	7	10
Joe Brown	7	50	56	6	5	4	2	27	7	0	0	4.68	1	4
Tom Lee (1)	5	45.1	55	5	5	1	4	14	15	0	0	3.77	2	12
George Crosby	3	28	27	3	3	1	2	11	12	0	0	3.54	4	3
John Hibbard	2	17	18	2	2	1	1	4	9	1	0	2.65	0	1
Mike Corcoran	1	9	16	1	1	0	1	2	7	0	0	4.00	5	1
Fred Andrus	1	9	11	1	1	1	0	2	2	0	0	2.00	0	1
Tom Lynch	1	7	7	1	0	0	0	2	3	0	0	2.57	0	1
Mike Kelly	2	5.1	12	0	0	0	0	1	2	0	0	8.44	2	2
Ned Williamson	2	2	8	0	0	0	1	0	2	0	0	18.00	1	0
Cap Anson	1	1	3	0	0	0	1	1	1	0	0	18.00	0	0
Fred Pfeffer	1	1	3	0	0	0	0	0	1	0	0	9.00	1	0
—1 forfeit L vs Buffalo on Aug. 11—														
		997.1	1028	112	106	62	49	472	231	9	0	3.03	60	83

No-hit game 6-0 vs Providence, June 27

PHILADELPHIA

Harry Wright

Recreation Park

	G	AB	H	R	2B	3B	HR	RBI	BB	SO	BA	SA	OBP
SS Bill McClellan	111	450	116	71	13	2	3	33	28	43	.258	.316	.301
LF Blondie Purcell	103	428	108	67	11	7	1	31	29	30	.252	.318	.300
1B Sid Farrar	11	428	105	62	16	6	1	45	9	25	.245	.318	.261
RF Jack Manning	104	424	115	71	29	4	5	52	40	67	.271	.394	.334
2B Ed Andrews	109	420	93	74	21	2	0	23	9	42	.221	.281	.238
3B Joe Mulvey	100	401	92	47	11	2	2	32	4	49	.229	.282	.237
CF Jim Fogarty	97	378	80	42	12	6	1	37	20	54	.212	.283	.251
P Charlie Ferguson	52	203	50	26	6	3	0	20	19	54	.246	.305	.311
P John Coleman (1)	43	171	42	16	7	2	0	22	8	20	.246	.310	.279
C John Crowley	48	168	41	26	7	3	0	19	15	21	.244	.321	.306
C Frank Ringo (1)	26	91	12	4	2	0	0	6	3	19	.134	.154	.160
P Bill Vinton	21	78	9	9	1	0	0	4	3	21	.115	.128	.148
P Jim McElroy (1)	14	48	7	3	0	0	0	3	1	12	.146	.146	.163
Sub Tom Lynch (2)	12	45	14	7	4	2	0	3	4	5	.311	.489	.367
Sub Jack Remsen (1)	12	43	9	9	2	0	0	3	6	9	.209	.256	.306
Sub Buster Hoover (2)	10	42	8	6	1	0	1	4	4	9	.190	.286	.261
Sub Jack Clements (2)	9	30	7	3	0	0	0	0	4	8	.233	.233	.324
Sub Tony Cusick (2)	9	29	4	2	0	0	0	1	0	3	.138	.138	.138
P Joe Knight	6	24	6	2	3	0	0	2	0	2	.250	.375	.250
Sub Joe Kappel	6	24	6	2	3	0	0	2	0	2	.067	.067	.067
Sub Gene Vadeboncouer	4	14	3	1	0	0	0	3	1	2	.214	.214	.267
Sub Paul Cook	3	12	1	0	0	0	0	0	0	2	.083	.083	.083
Sub Mike DePangher	4	10	2	0	0	0	0	0	1	3	.200	.200	.273
P Con Murphy	3	10	0	0	0	0	0	0	1	1	.000	.000	.091
P Sparrow Morton	2	8	3	0	1	0	0	0	0	0	.375	.500	.375
Sub Lew Hardie	3	8	3	0	2	0	0	0	0	2	.375	.625	.375
P Scissors Pyle	1	4	0	0	0	0	0	0	0	3	.000	.000	.000
P Cyclone Miller (3)	1	4	0	0	0	0	0	0	0	3	.000	.000	.000
Sub Bill Conway	1	4	0	0	0	0	0	0	0	1	.000	.000	.000
Sub Hezekiah Allen	1	3	2	0	0	0	0	0	0	0	.667	.667	.667
Sub Tom Gillen	1	3	1	0	0	0	0	0	0	0	.333	.333	.333
Sub Ed Sixsmith	1	2	0	0	0	0	0	0	0	0	.000	.000	.000
	113	3998	934	549	149	39	14	343	209	512	.234	.301	.272

1B—Farrar 111, Coleman 2

2B—Andrews 109, Fogarty 4

SS—McClellan 111, Fogarty 4

3B—Mulvey 100, Fogarty 14

OF—Manning 104, Purcell 103, Fogarty 78, Coleman 27, Remsen 12, Hoover 10, Lynch 7, Ferguson 5, McElroy 1, Vinton 1, McClellan 1

C—Crowley 48, Ringo 26, Cusick 9, Clements 9, Lynch 6, Kappel 4, Vadeboncouer 4, DePangher 4, Hardie 3, Cook 3, Conway 1, Allen 1, Sixsmith 1, Gillen 1

P—Ferguson 50, Vinton 21, Coleman 21, McElroy 13, Knight 6, Murphy 3, Morton 2, Pyle 1, Miller 1, Fogarty 1, Purcell 1

	Pos	G	TC	PO	A	DP	E	PB	FA
Farrar	1B	111	1226	1142	42	41	42	—	.966
McClellan	SS	111	561	165	313	22	83	—	.852
Andrews	2B	109	634	239	326	37	69	—	.891
Manning	RF	104	196	140	26	7	30	—	.847
Purcell	LF	103	222	182	12	1	28	—	.874
Mulvey	3B	100	440	151	216	20	73	—	.834
Fogarty	CF	78	224	193	12	3	19	—	.915
"	3B	14	8	4	3	0	1		.875

THE ANNUAL RECORD

	Pos	G	TC	PO	A	DP	E	PB	FA
Ferguson	P	50	107	23	72	4	12	—	.888
Crowley	C	48	297	198	49	2	50	66	.832
Coleman	CF@	27	64	48	6	2	10	—	.844
"	P	21	54	13	38	0	3	—	.944
Ringo	C	26	157	107	16	2	34	32	.783
Vinton	P	21	63	8	50	1	5	—	.921
McElroy	P	13	36	7	23	1	6	—	.833
Remsen	CF@	12	21	17	3	0	1	—	.952
Hoover	RF@	10	14	12	1	0	1	—	.929
		113	4794	2921	1337	67	536	200	.888

	G	IP	H	GS	CG	W	L	SO	BB	Sh	Sv	ERA	WP	HR
Charlie Ferguson	50	416.2	443	47	46	21	25	194	93	2	1	3.54	33	13
Bill Vinton	21	182	166	21	20	10	10	105	35	0	0	2.23	20	6
John Coleman (1)	21	154.1	216	19	14	5	15	37	22	1	0	4.90	8	8
JIM McElroy (1)	13	111	115	13	13	1	12	45	54	0	0	4.86	46	1
Joe Knight	6	51	66	6	6	2	4	8	21	0	0	5.47	2	2
Con Murphy	3	26	37	3	3	0	3	10	6	0	0	6.58	5	1
Sparrow Morton	2	17	16	2	2	0	2	5	11	0	0	5.29	4	0
Scissors Pyle	1	9	9	1	1	0	1	4	6	0	0	4.00	1	0
Cyclone Miller (3)	1	9	17	1	1	0	1	1	6	0	0	10.00	4	5
Blondie Purcell	1	4	3	0	0	0	0	1	0	0	0	2.25	2	1
Jim Fogarty	1	1	2	0	0	0	0	1	0	0	0	0.00	1	0
	981	1090	113	106	39	73	411	254	3	1	3.93	126	37	

CLEVELAND

Charlie Hackett

Kennard Street Park

	G	AB	H	R	2B	3B	HR	RBI	BB	SO	BA	SA	OBP
1B Bill Phillips	111	464	128	58	25	12	3	46	18	46	.276	.401	.303
3B Mike Muldoon	110	422	101	46	16	6	2	38	18	67	.239	.320	.270
CF Pete Hotaling	102	408	99	69	16	6	3	27	28	50	.243	.333	.291
RF Jake Evans	80	313	81	32	18	3	1	38	15	49	.259	.345	.293
2B Germany Smith (2)	72	291	74	31	14	4	4	26	2	45	.254	.371	.259
SS Jack Glasscock (1)	72	281	70	45	4	4	1	22	25	16	.249	.302	.310
OF/P Sam Moffett	67	256	47	26	12	2	0	14	8	56	.184	.246	.208
P John Harkins	61	229	47	24	4	2	0	20	7	45	.205	.240	.229
C Doc Bushong	62	203	48	24	6	1	0	10	17	11	.236	.276	.295
P Jim McCormick (1)	42	190	50	15	5	4	0	23	1	11	.263	.332	.267
LF Willie Murphy (1)	42	168	38	18	3	3	1	9	1	23	.226	.298	.231
C Fatty Briody (1)	42	148	25	17	6	0	1	12	6	19	.169	.230	.201
Sub George Pinkney	36	144	45	18	9	0	0	16	10	7	.313	.375	.357
Sub Ernie Burch	32	124	26	9	4	0	0	7	5	24	.210	.242	.240
Sub Joe Ardner	25	92	16	6	1	1	0	4	1	24	.174	.207	.183
Sub Mike Moynahan (2)	12	45	13	9	2	1	0	6	7	11	.289	.378	.385
Sub Gurdon Whiteley	8	34	5	4	0	0	0	0	1	8	.147	.147	.171
Sub Jerrie Moore (2)	9	30	6	1	0	0	0	10	0	5	.200	.200	.200
Sub George Strief (4)	8	29	7	2	2	0	0	0	0	5	.241	.310	.241
P John Henry	9	26	4	2	0	0	0	0	0	12	.154	.154	.154
Sub George Fisher (1)	6	24	3	2	0	0	0	0	0	3	.125	.125	.125
Sub Pit Gilman	2	10	1	0	0	0	0	0	0	3	.100	.100	.100
Sub Bill Smith	1	3	0	0	0	0	0	0	0	2	.000	.000	.000
	113	3934	934	458	147	49	16	329	170	576	.237	.312	.269

1B—Phillips 111, Moffett 2

2B—Smith 42, Ardner 25, Pinkney 25, Fisher 6, Moynahan 6, Evans 4, Glasscock 3, Moffett 1, Hotaling 1, Muldoon 1

SS—Glasscock 69, Smith 30, Pinkney 11, Moynahan 3, Evans 2, Harkins 1

3B—Muldoon 109, Strief 2, Ardner 1, Moffett 1, Harkins 1

OF—Hotaling 102, Evans 76, Murphy 42, Moffett 42, Burch 32, Harkins 17, Whiteley 8, McCormick 8, Strief 6, Henry 4, Moynahan 3, Gilman 2, B. Smith 1, Briody 1, Bushong 1, Muldoon 1

C—Bushong 62, Briody 42, Moore 9, Fisher 1

P—Harkins 46, McCormick 42, Moffett 24, Henry 5, Glasscock 2

	Pos	G	TC	PO	A	DP	E	PB	FA
Phillips	1B	111	1185	1107	30	59	48	—	.959
Muldoon	3B	109	396	126	204	15	66	—	.833
Hotaling	CF	102	232	174	23	5	35	—	.849
Evans	RF	76	169	136	19	3	14	—	.917
Glasscock	SS	69	431	118	267	16	46	—	.893
Bushong	C	62	511	355	98	11	58	95	.886
Harkins	P	46	113	15	81	3	17	—	.850
"	LF@	17	34	26	2	0	6	—	.824
Smith	2B	42	281	111	136	23	34	—	.879
"	SS	30	167	44	107	3	16	—	.904
Briody	C	42	344	243	74	5	27	24	.922
McCormick	P	42	85	18	67	4	0	—	1.000
Moffett	RF@	42	98	65	16	0	17	—	.827
"	P	24	68	13	49	2	6	—	.912
Murphy	LF	42	93	60	7	0	26	—	.720
Burch	LF@	32	69	52	10	1	7	—	.899
Ardner	2B	25	142	53	70	6	19	—	.866
Pinkney	2B	25	145	56	67	10	22	—	.848
"	SS	11	70	17	43	1	10	—	.857
		113	4970	2980	1478	75	512	136	.897

	G	IP	H	GS	CG	W	L	SO	BB	Sh	Sv	ERA	WP	HR
John Harkins	46	391	399	45	42	12	32	192	108	3	0	3.68	48	7
Jim McCormick (1)	42	359	357	41	39	19	22	182	75	3	0	2.86	12	14
Sam Moffett	24	197.2	236	22	21	3	19	84	58	0	0	3.87	29	9
John Henry	5	42	46	5	5	1	4	23	26	1	0	3.64	4	2
Jack Glasscock (1)	2	5	8	0	0	0	0	1	2	0	0	5.40	1	3
	994.2	1046	113	107	35	77	482	269	7	0	0	3.43	94	35

DETROIT

Jack Chapman

Recreation Park

	G	AB	H	R	2B	3B	HR	RBI	BB	SO	BA	SA	OBP
LF George Wood	114	473	119	79	16	10	8	29	39	75	.252	.378	.309
3B Joe Farrell	110	461	104	59	10	5	3	41	14	66	.226	.289	.248
CF Ned Hanlon	114	450	119	86	18	6	5	39	40	52	.264	.364	.324
1B Milt Scott	110	438	108	29	17	5	3	50	9	62	.247	.329	.262
C Charlie Bennett	90	341	90	37	18	6	3	40	36	40	.264	.380	.308
SS/P Frank Meinke	92	341	56	28	5	7	6	24	6	89	.164	.273	.179
RF Stump Wiedman	81	300	49	24	6	0	0	26	13	41	.163	.183	.198
2B Bill Geiss	75	283	50	22	11	4	2	16	6	60	.177	.265	.194
P Dupee Shaw (1)	36	136	26	16	4	1	1	8	4	21	.191	.257	.214
Sub Henry Jones	34	127	28	24	3	1	0	3	16	19	.220	.260	.308
Sub Harry Buker	30	111	15	5	1	0	0	3	4	15	.135	.144	.165
Sub Frank Cox	27	102	13	6	3	1	0	4	2	36	.127	.176	.144

THE ANNUAL RECORD

	G	AB	H	R	2B	3B	HR	RBI	BB	SO	BA	SA	OBP
Sub Ed Gastfield	23	82	6	6	1	0	0	2	2	34	.073	.085	.095
Sub Tom Kearns	21	79	19	9	0	1	0	7	2	10	.203	.228	.222
P Charlie Getzein	17	55	6	4	0	0	0	1	5	20	.109	.109	.180
P Frank Brill	13	44	6	5	0	0	0	2	1	13	.136	.136	.156
Sub Fred Wood	12	42	2	4	0	0	0	1	3	18	.048	.048	.111
Sub Chief Zimmer	8	29	2	0	1	0	0	0	1	14	.069	.069	.100
Sub Ed Santry	6	22	4	1	0	0	0	0	1	2	.182	.182	.217
Sub Walter Prince (1)	7	21	3	0	0	0	0	1	3	4	.143	.143	.250
Sub Frank Jones	2	8	1	0	0	0	0	0	0	0	.125	.125	.125
Sub Joe Weber	2	8	0	0	0	0	0	0	0	2	.000	.000	.000
Sub Ben Guiney	2	7	0	0	0	0	0	0	0	3	.000	.000	.000
Sub Walt Walker	1	4	1	1	0	0	0	0	0	1	.250	.250	.250
Sub Dickie Lowe	1	3	1	0	0	0	0	0	0	1	.333	.333	.333
Sub Dave Beadle	1	3	0	0	0	0	0	0	0	2	.000	.000	.000
	114	3970	825	445	114	47	31	297	207	699	.208	.284	.247

1B—Scott 110, Gastfield 2, Bennett 1, Geiss 1
 2B—Geiss 73, Kearns 21, H. Jones, 16, Meinke 3, Santry 1, Bennett 1, Wiedman 1
 SS—Meinke 51, Cox 27, Buker 19, H. Jones 8, Santry 5, Bennett 4, F. Jones 1, F. Wood 1, Wiedman 1
 3B—Farrell 110, Meinke 3, Bennett 1, G. Wood 1
 OF—Hanlon 114, G. Wood 114, Wiedman 53, H. Jones 12, Buker 11, Shaw 10, Prince 7, F. Wood 6, Bennett 5, Meinke 4,
 Gastfield 2, Zimmer 2, Weber 2, F. Jones 1, Beatle 1, Brill 1, Farrell 1, Geiss 1
 C—Bennett 80, Gastfield 19, F. Wood 7, Zimmer 6, Guiney 2, Lowe 1, Beadle 1, Walker 1
 P—Meinke 35, Shaw 28, Wiedman 26, Getzein 17, Brill 12, Geiss 1

	Pos	G	TC	PO	A	DP	E	PB	FA
Hanlon	CF	114	310	241	30	5	39	—	.874
Wood	LF	114	231	190	17	1	24	—	.896
Scott	1B	110	1184	1120	26	37	38	—	.968
Farrell	3B	110	385	126	198	12	61	—	.842
Bennett	C	79	593	449	96	9	48	49	.919
Geiss	2B	73	472	190	217	27	65	—	.862
Wiedman	RF	53	104	76	12	2	16	—	.846
"	P	26	74	12	45	1	17	—	.770
Meinke	SS	51	252	57	146	16	39	—	.839
"	P	35	58	11	47	3	0	—	1.000
Shaw	P	28	76	10	55	2	11	—	.855
"	RF@	10	5	4	0	0	1	—	.800
Cox	SS	27	133	28	80	7	25	—	.812
Kearns	2B	21	121	48	50	5	23	—	.810
Buker	SS	19	98	22	63	5	13	—	.867
"	RF@	11	16	13	2	0	1	—	.938
Gastfield	C	19	202	117	50	3	35	20	.827
Getzein	P	17	32	3	22	1	7	—	.781
Jones	2B	16	107	37	60	0	10	—	.907
"	RF@	12	15	9	3	0	3	—	.800
Brill	P	12	20	5	14	0	1	—	.950
		114	4853	2945	1342	62	550	115	.886

	G	IP	H	GS	CG	W	L	SO	BB	Sh	Sv	ERA	WP	HR
Frank Meinke	35	289	341	31	31	8	23	124	63	1	0	3.18	15	10
Dupee Shaw (1)	28	227.2	219	28	25	9	18	142	72	0	0	3.04	9	8
Stump Wiedman	26	212.2	257	26	24	4	21	96	57	0	0	3.72	7	9
Charlie Getzein	17	147.1	118	17	17	5	12	107	25	1	0	1.95	9	2
Frank Brill	12	103	148	12	12	2	10	18	26	1	0	5.50	4	7
Bill Geiss	1	3	14	0	0	0	0	1	2	0	0	14.40	0	0
		984.2	1097	114	109	28	84	488	245	3	0	3.38	44	36

WORLD'S SERIES

Providence (NL) defeated New York (AA) 3 games to 0

Game 1 at Polo Grounds (NY), Oct. 23: Pro (Radbourn) 6, NY (Keefe) 0

Game 2 at Polo Grounds (NY), Oct. 24: Pro (Radbourn) 3, NY (Keefe) 1

Game 3 at Polo Grounds (NY), Oct. 24: Pro (Radbourn) 12, NY (Becannon) 2

PROVIDENCE

	G	AB	H	R	2B	3B	HR	RBI	BB	SO	SB	BA	SA_
LF Cliff Carroll	3	10	1	2	0	0	0	1	1	1	0	.100	.100
P Charley Radbourn	3	10	1	1	0	0	0	2	1	3	0	.100	.100
1B Joe Start	3	10	1	0	0	0	0	1	0	2	0	.100	.100
3B Jerry Denny	3	9	4	3	0	1	1	2	0	3	0	.444	1.000
2B Jack Farrell	3	9	4	3	2	0	0	0	0	0	1	.444	.667
C Barney Gilligan	3	9	4	3	2	0	0	2	0	1	0	.444	.667
SS Arthur Irwin	3	9	2	2	0	1	0	2	0	2	0	.222	.444
CF Paul Hines	3	8	2	5	0	0	0	1	3	0	2	.250	.250
RF Paul Radford	3	7	0	1	0	0	0	1	0	1	0	.000	.000
	3	81	19	20	4	2	1	12	5	13	3	.235	.370

	G	IP	H	GS	CG	W	L	SO	BB	Sh	Sv	ERA
Charley Radbourn	3	22	11	3	3	3	0	16	0	1	0	0.00

NEW YORK

	G	AB	H	R	2B	3B	HR	RBI	BB	SO	SB	BA	SA
3B Tom Esterbrook	3	10	3	0	1	0	0	0	0	3	1	.300	.400
SS Candy Nelson	3	10	1	0	0	0	0	0	0	1	0	.100	.100
LF Steve Brady	3	10	0	1	0	0	0	0	0	1	0	.000	.000
CF Chief Roseman	3	9	3	1	0	0	0	1	0	1	0	.300	.300
1B Dave Orr	3	9	1	0	0	0	0	0	0	0	0	.100	.100
RF Ed Kennedy	3	7	0	0	0	0	0	0	0	2	0	.000	.000
2B Dasher Troy	2	5	1	0	0	0	0	1	0	1	0	.200	.200
C Charlie Reipschlager	2	5	0	1	0	0	0	0	0	1	0	.000	.000
P Tim Keefe	2	5	1	0	0	0	0	0	0	4	0	.200	.200
2B Tom Forster	1	3	0	0	0	0	0	0	0	1	0	.000	.000
P Buck Becannon	1	2	1	0	0	0	0	0	0	0	0	.500	.500
C Bill Holbert	1	2	0	0	0	0	0	0	0	1	0	.000	.000
	3	77	11	3	1	0	0	2	0	16	1	.143	.156

	G	IP	H	GS	CG	W	L	SO	BB	Sh	Sv	ERA
Tim Keefe	2	15	10	2	2	0	2	12	3	0	0	3.60
Buck Becannon	1	6	9	1	1	0	1	1	2	0	0	10.50

AMERICAN ASSOCIATION

	G	W	L	Pct	H	R	GB	Attendance
1. New York Metropolitans	112	75	32	.701	42-9	33-23	—	68,000
2. Columbus Buckeyes	110	69	39	.639	38-16	31-23	6.5	66,000
3. Louisville Eclipse	110	68	40	.630	41-14	27-26	7.5	111,000
4. St. Louis Browns	110	67	40	.626	38-14	29-26	8	212,000
5. Cincinnati Reds	112	68	41	.624	40-16	28-25	8	110,000
6. Baltimore Orioles	108	63	43	.594	42-13	21-30	11.5	120,000
7. Philadelphia Athletics	108	61	46	.570	38-16	23-30	14	116,000
8. Toledo Blue Stockings	110	46	58	.442	28-25	18-33	27.5	55,000
9. Brooklyn Grays	109	40	64	.385	23-26	17-38	33.5	65,000
@ Virginia Virginians	46	12	30	.286	5-15	7-15	30	16,000
10. Pittsburgh Alleghenys	110	30	78	.278	18-37	12-41	45.5	60,000
11. Indianapolis Hoosiers	110	29	78	.271	17-39	12-39	46	56,000
@ Washington Statesmen	63	12	51	.190	10-20	2-31	41	25,000

@ Did not play enough games to qualify for the pennant

	NY	Col	Lou	StL	Cin	Bal	Phi	Tol	Bro	Vir	Pit	Ind	Was	Tot
New York	—	5	7	5	6	5	8	5	9	2	9	8	6	75
Columbus	4	—	5	5	7	4	5	8	7	2	9	8	5	69
Louisville	3	5	—	5	5	4	6	9	6	4	8	9	4	68
St. Louis	4	5	5	—	6	5	7	5	7	3	9	6	5	67
Cincinnati	4	3	5	4	—	6	4	7	8	4	8	9	6	68
Baltimore	5	6	6	5	4	—	3	5	5	4	9	9	2	63
Philadelphia	2	5	3	3	6	7	—	6	6	2	8	6	7	61
Toledo	4	1	1	5	3	5	3	—	4	4	5	6	5	46
Brooklyn	1	3	3	2	2	5	3	4	—	3	4	7	3	40
Virginia	0	2	1	1	0	0	0	0	2	—	4	2	*	12
Pittsburgh	1	1	2	1	1	1	0	25	6	1	—	6	4	30
Indianapolis	2	2	1	3	1	1	4	3	3	1	4	—	4	29
Washington	2	1	1	1	0	1	1	1	1	*	1	2	—	12
	32	39	40	40	41	43	46	58	64	30	78	78	51	640

* Teams did not meet one another

SEASON LEADERS*

Batting Average (300 ABs)

1. Orr New York	.354
2. Reilly, Cincinnati	.339
3. Browning, Louisville	.336
4. Stovey, Philadelphia	.326
5. Lewis, St. Louis	.323

Slugging Average

1. Reilly, Cincinnati	.551
2. Stovey, Philadelphia	.545
3. Orr New York	.539
4. Fennelly, Wash-Cinci	.480
5. Browning, Louisville	.472

On-Base Percentage

1. C. Jones, Cincinnati	.376
2. Nelson, New York	.375
3. Stovey, Philadelphia	.368
4. Fennelly, Wash-Cinci	.367
5. Reilly, Cincinnati	.3662

Total Bases

1. Reilly, Cincinnati	247
Orr, New York	247
3. Stovey, Philadelphia	244
4. C. Jones, Cincinnati	222
5. Browning, Louisville	211

Home Runs

1. Reilly, Cincinnati	11
2. Stovey, Philadelphia	10
3. Orr New York	9
4. Mann, Columbus	7
C. Jones, Cincinnati	7

Bases on Balls

1. Nelson, New York	74
2. Geer, Brooklyn	38
3. C. Jones, Cincinnati	37
4. Macullar, Baltimore	36
5. J. Richmond, Columbus	35

Hits

1. Orr New York	162
2. Reilly, Cincinnati	152
3. Browning, Louisville	150
Esterbrook, New York	150
5. C. Jones, Cincinnati	148

Runs

1. Stovey, Philadelphia	124
2. C. Jones, Cincinnati	117
3. A. Latham, St. Louis	115
4. Nelson, New York	114
Reilly, Cincinnati	114

Hit By Pitch

1. Swartwood, Pittsburgh	15
2. Reilly, Cincinnati	14
3. Clinton, Baltimore	13
5. Field, Columbus	12
P. Smith, Columbus	12
B. Gleason, St. Louis	12

OPS

1. Reilly, Cincinnati	.918
2. Stovey, Philadelphia	.913
3. Orr, New York	.901
4. Fennelly, Wash-Cinci	.847
5. C. Jones, Cincinnati	.846

* RBI leaders unavailable

PITCHING**Wins**

1. Hecker, Louisville	52
2. J. Lynch, New York	37
Keefe, New York	37
4. Mullane, Toledo	36
5. Morris, Columbus	34
W. White, Cincinnati	34

Losses

1. McKeon, Indianapolis	41
2. Sullivan, Pittsburgh	35
Terry, Brooklyn	35
4. Barr, Washington-Ind	34
5. O'Day, Toledo	28

Innings

1. Hecker, Louisville	670.2
2. Mullane, Toledo	567
3. McKeon, Indianapolis	512
4. J. Lynch, New York	496
5. Keefe, New York	483

Complete Games

1. Hecker, Louisville	72
2. Mullane, Toledo	64
3. McKeon, Indianapolis	59
4. Keefe, New York	56
5. Terry, Brooklyn	54

Strikeouts

1. Hecker, Louisville	385
2. Henderson, Baltimore	346
3. Keefe, New York	334
4. Mullane, Toledo	325
5. McKeon, Indianapolis	308

Winning Pct. (20 decisions)

1. Morris, Columbus	.723
2. Hecker, Louisville	.722
3. Foutz, St. Louis	.714
4. J. Lynch, New York	.712
5. Keefe, New York	.685

ERA

1. Hecker, Louisville	1.80
2. Foutz, St. Louis	2.18
Morris, Columbus	2.18
4. Keefe, New York	2.25
5. Mountain, Columbus	2.45

Lowest OOBP

1. Hecker, Louisville	.226
2. Morris, Columbus	.234
3. J. Lynch, New York	.236
4. Keefe, New York	.239
5. Foutz, St. Louis	.255
Mullane, Toledo	.255

Lowest OBA

1. Keefe, New York	.204
Hecker, Louisville	.204
Morris, Columbus	.204
4. Mountain, Columbus	.209
5. Foutz, St. Louis	.212
Shallix, Cincinnati	.212

FIELDING**Putouts**

1B	
Comiskey, St. Louis	1193
Orr, New York	1161
Field, Columbus	1150

Assists

Stearns, Baltimore	48
Kerins, Indianapolis	41
Comiskey, St. Louis	38

Fielding Average

Kerins, Indianapolis	.972
Reilly, Cincinnati	.971
Comiskey, St. Louis	.969

2B

McPhee, Cincinnati	415
Gerhardt, Louisville	334
P. Smith, Columbus	324
P. Smith, Columbus	394
Gerhardt, Louisville	389
McPhee, Cincinnati	365

Creamer, Pittsburgh	.937
Barkley, Toledo	.930
McPhee, Cincinnati	.924

3B

Carpenter, Cincinnati	157
A. Latham, St. Louis	142
Esterbrook, New York	126
A. Latham, Cincinnati	302
Kuehne, Columbus	219
Corey, Philadelphia	209

Corey, Philadelphia	.887
Esterbrook, New York	.886
Carpenter, Cincinnati	.881

SS

Geer, Brooklyn	177
J. Miller, Toledo	125
T. McLaughlin, Louisville	122
Houck, Philadelphia	379
Geer, Brooklyn	360
Phillips, Indianapolis	335

Houck, Philadelphia	.893
T. McLaughlin, Louisville	.891
Nelson, New York	.879

RF

Wolf, Louisville	173
Corkhill, Cincinnati	169
T. Brown, Columbus	164
Nicol, St. Louis	48
Knight, Philadelphia	36
Poorman, Toledo	29
Corkhill, Cincinnati	29

Corkhill, Cincinnati	.934
Brady, New York	.918
Knight, Philadelphia	.911

THE ANNUAL RECORD

Putouts		Assists		Fielding Average	
CF					
Welch, Toledo	207	Cline, Louisville	25	Remsen, Brooklyn	.914
Roseman, New York	157	Welch, Toledo	24	Welch, Toledo	.888
Remsen, Brooklyn	152	Clinton, Baltimore	17	Roseman, New York	.885
LF					
C. Jones, Cincinnati	207	Maskrey, Louisville	17	Kennedy, New York	.915
Peltz, Indianapolis	155	Peltz, Indianapolis	16	Maskrey, Louisville	.896
Maskrey, Louisville	138	Kennedy, New York	13	C. Jones, Cincinnati	.887
Kennedy, New York	138				
C					
Trott, Baltimore	491	Holbert, New York	142	Milligan, Philadelphia	.939
Milligan, Philadelphia	474	Snyder, Cincinnati	135	Trott, Baltimore	.931
Deasley, St. Louis	428	Deasley, St. Louis	120	D. Sullivan, Louisville	.930
P					
Hecker, Louisville	50	Hecker, Louisville	145	Hecker, Louisville	.951
Mullane, Toledo	42	Mullane, Toledo	132	Foutz, St. Louis	.940
McKeon, Indianapolis	35	McKeon, Indianapolis	124	Mountjoy, Cincinnati	.928
Double Plays		Errors		TC/Game	
1B					
Reilly, Cincinnati	60	Stearns, Baltimore	54	Comiskey, St. Louis	11.8
Field, Columbus	58	Field, Columbus	52	Field, Columbus	11.7
Comiskey, St. Louis	56	Orr, New York	49	Knowles, Pittsburgh-Brook	11.6
2B					
McPhee, Cincinnati	74	Stricker, Philadelphia	80	McPhee, Cincinnati	7.54
Gerhardt, Louisville	64	P. Smith, Columbus	75	Gerhardt, Louisville	7.50
P. Smith, Columbus	55	Troy, New York	74	P. Smith, Columbus	7.3
3B					
A. Latham, St. Louis	16	A. Latham, St. Louis	70	A. Latham, St. Louis	4.7
Carpenter, Cincinnati	16	Sommer, Baltimore	54	Corey, Philadelphia	3.6
Kuehne, Columbus	13	Warner, Brooklyn	52	Kuehne, Columbus	3.5
Warner, Brooklyn	13				
SS					
Geer, Brooklyn	34	Geer, Brooklyn	81	Geer, Brooklyn	5.8
T. McLaughlin, Louisville	34	Fennelly, Wash-Cincinnati	73	Fennelly, Wash-Cincinnati	5.5
Houck, Philadelphia	30	Phillips, Indianapolis	71	T. McLaughlin, Louisville	5.4
RF					
Knight, Philadelphia	6	T. Brown, Columbus	33	Nicol, St. Louis	2.5
Four with	5	Swartwood, Pittsburgh	32	Corkhill, Cincinnati	2.3
		Poorman, Toledo	29	Wolf, Louisville	2.2
CF					
Clinton, Baltimore	5	T. Mansell, Cincinnati-Columbus	37	Welch, Toledo	2.4
Morrison, Indianapolis	4	Clinton, Baltimore	35	Remsen, Brooklyn	2.148
Johnston, Virginia	3	Welch, Toledo	29	Lewis, St. Louis	2.136
Welch, Toledo	3				
LF					
Kennedy, New York	4	Peltz, Indianapolis	38	C. Jones, Cincinnati	2.2
Glenn, Virginia	2	C. Jones, Cincinnati	28	Peltz, Indianapolis	2.2
Maskrey, Louisville	2	D. Miller, Pittsburgh	22	Walker, Brooklyn	1.9
C					
Trott, Baltimore	10	Holbert, New York	54	Trott, Baltimore	10.4
Holbert, New York	7	Deasley, St. Louis	48	Holbert, New York	9.7
J. O'Brien, Philadelphia	6	Trott, Baltimore	43	Milligan, Philadelphia	9.4

Leaders in Passed Balls: Walker, Toledo (72); D. Sullivan, Louisville (71); McGuire, Toledo (66); Milligan, Philadelphia (66)

Double Plays	Errors	TC/Game
P		
Mullane, Toledo 7	Lynch, New York 37	Taylor, Philadelphia 3.233
Four with 3	Terry, Brooklyn 34	Kimber, Brooklyn 3.225
	Barr, Washington-Ind 33	Mullane, Toledo 2.9

NEW YORK

Jim Mutrie

Metropolitan Park (33 games); Polo Grounds I (22 games)

	G	AB	H	R	2B	3B	HR	RBI	BB	HBP	BA	SA	OBP
RF Steve Brady	112	485	122	102	11	3	1	—	21	0	.252	.293	.283
3B Tom Esterbrook	112	477	150	110	29	11	1	—	12	10	.314	.428	.345
1B Dave Orr	110	458	162	82	32	13	9	112	5	1	.354	.539	.362
CF Chief Roseman	107	436	130	97	16	11	4	—	21	6	.298	.413	.339
SS Candy Nelson	111	432	110	114	15	3	1	—	74	9	.255	.310	.375
2B Dasher Troy	107	421	111	80	22	10	2	—	19	3	.264	.378	.300
LF Ed Kennedy	103	378	72	49	6	2	1	—	16	1	.190	.225	.225
C Bill Holbert	65	255	53	28	5	0	0	—	7	2	.208	.227	.235
C Charlie Reipschlager	59	233	56	21	13	2	0	—	1	2	.240	.313	.250
P Tim Keefe	63	213	50	27	3	6	3	—	18	1	.235	.347	.310
P Jack Lynch	54	195	30	21	2	3	0	—	9	0	.154	.195	.192
Sub Gracie Pierce	5	20	5	2	1	0	0	—	0	0	.250	.300	.250
Sub Tony Murphy	1	3	1	1	0	0	0	—	0	0	.333	.333	.333
Sub Harry Oxley (2)	1	3	0	0	0	0	0	—	0	0	.000	.000	.000
P Buck Becannon	1	3	0	0	0	0	0	—	0	0	.000	.000	.000
	112	4012	1052	734	155	64	22	—	203	35	.262	.349	.304

1B—Orr 110, Brady 5

2B—Troy 107, Pierce 3, Nelson 1, Brady 1, Kennedy 1

SS—Nelson 110, Kennedy 1, Holbert 1

3B—Esterbrook 112

OF—Brady 110, Roseman 107, Kennedy 100, Reipschlager 8, Holbert 5, Keefe 5, Orr 3, Pierce 3

C—Holbert 59, Reipschlager 51, Oxley 1, Murphy 1, Kennedy 1

P—Keefe 57, Lynch 55, Becannon 1

	Pos	G	TC	PO	A	DP	E	PB	FA
Esterbrook	3B	112	377	126	208	11	43	—	.886
Orr	1B	110	1234	1161	24	29	49	—	.960
Nelson	SS	110	461	113	292	16	56	—	.879
Brady	RF	110	196	154	26	1	16	—	.918
Troy	2B	107	612	224	314	25	74	—	.879
Roseman	CF	107	191	157	12	0	22	—	.885
Kennedy	LF	100	165	138	13	4	14	0	.915
Holbert	C	59	570	374	142	7	54	36	.905
Keefe	P	58	143	18	95	2	30	—	.790
Lynch	P	55	141	24	80	3	37	—	.738
Reipschlager	C	51	517	369	109	3	39	53	.925
		112	4737	2952	1335	42	441	92	.907

THE ANNUAL RECORD

	G	IP	H	GS	CG	W	L	SO	BB	Sh	Sv	ERA	HB	WP	HR
Jack Lynch	55	496	420	53	53	37	15	292	42	5	0	2.67	10	30	10
Tim Keefe	58	483	380	58	56	37	17	334	71	4	0	2.25	15	15	5
Buck Becannon	1	6	2	1	1	1	0	2	2	0	0	1.50	0	0	0
		985	802	112	110	75	32	628	115	9	0	2.46	25	45	15

COLUMBUS

Gus Schmelz

Recreation Park I

	G	AB	H	R	2B	3B	HR	RBI	BB	HBP	BA	SA	OBP
RF Tom Brown	107	451	123	93	9	11	5	32	24	4	.273	.375	.315
2B Pop Smith	108	445	106	78	18	10	6	—	20	12	.238	.364	.289
1B Jim Field	105	417	97	74	9	7	4	—	23	12	.233	.317	.292
3B Willie Kuehne	110	415	98	48	13	16	5	—	9	1	.236	.381	.254
SS John Richmond	105	398	100	57	13	7	3	—	35	3	.251	.342	.317
CF Fred Mann	99	366	101	70	12	18	7	—	25	11	.276	.464	.341
C Fred Carroll	69	252	70	46	13	5	6	—	13	5	.278	.440	.326
C Rudy Kemmler	61	211	42	28	3	3	0	—	15	0	.199	.242	.252
P Frank Mountain	58	210	50	26	7	3	4	—	9	4	.238	.357	.283
LF Patsy Cahill	59	210	46	28	3	3	0	—	6	2	.219	.262	.248
P Ed Morris	57	199	37	19	4	8	0	—	5	3	.186	.286	.217
P Ed Dundon	26	86	12	6	2	2	0	—	5	1	.140	.209	.196
Sub Tom Mansell (2)	23	77	15	9	1	3	0	6	6	1	.195	.286	.262
P Al Bauer	3	11	3	2	0	0	0	—	0	0	.273	.273	.273
P Tom Sullivan	2	11	1	1	0	0	0	—	1	0	.091	.091	.167
	110	3759	901	585	107	96	40	—	196	59	.240	.351	.288

1B—Field 105, Dundon 3, Kemmler 2

2B—Smith 108, Mann 2

SS—Richmond 105, Cahill 5

3B—Kuehne 109, Mansell 1

OF—Brown 107, Mann 97, Cahill 54, Mansell 22, Mountain 17, Dundon 16, Carroll 15, Morris 10, Kuehne 1, Kemmler 1

C—Kemmler 58, Carroll 54

P—Morris 52, Mountain 42, Dundon 11, Brown 4, Sullivan 4, Bauer 3, Cahill 2

	Pos	G	TC	PO	A	DP	E	PB	FA
Kuehne	3B	109	381	117	218	13	46	—	.879
Smith	2B	108	793	324	394	55	75	—	.905
Brown	RF	107	215	164	18	5	33	—	.847
Field	1B	105	1229	1150	27	58	52	—	.958
Richmond	SS	105	464	86	306	25	62	—	.866
Mann	CF	97	154	120	12	2	22	—	.857
Kemmler	C	58	381	268	77	3	36	63	.906
Carroll	C	54	496	379	89	3	28	64	.944
"	CF@	15	39	27	3	0	9	—	.769
Cahill	LF	54	83	62	8	0	13	—	.843
Morris	P	52	130	19	88	3	23	—	.823
"	LF@	10	11	10	0	0	1	—	.909
Mountain	P	42	111	14	88	0	9	—	.919
"	LF@	17	19	16	2	0	1	—	.947
Mansell	LF@	22	19	9	3	0	7	—	.632
Dundon	LF@	16	24	19	4	2	1	—	.958
"	P	11	26	8	18	1	0	—	1.000
		110	4705	2882	1390	74	433	127	.908

	G	IP	H	GS	CG	W	L	SO	BB	Sh	Sv	ERA	HB	WP	HR
Ed Morris #	52	429.2	335	52	47	34	13	302	51	3	0	2.18	13	22	3
Frank Mountain ##	42	360.2	289	41	41	23	17	156	78	5	1	2.45	11	19	7
Ed Dundon	11	81	85	9	7	6	4	37	15	0	0	3.78	0	6	9
Tom Sullivan	4	31	42	4	4	2	2	12	3	0	0	4.06	0	2	2
Al Bauer	3	25	22	3	3	1	2	13	14	0	0	4.68	0	6	1
Tom Brown	4	19	27	0	0	2	1	5	7	0	0	7.11	0	7	0
Patsy Cahill	2	16	15	1	1	1	0	1	4	0	0	5.06	3	2	0
		962.1	815	110	102	69	39	526	172	8	1	2.68	27	64	22

No-hit game 5-0 vs Pittsburgh, May 29

No-hit game 12-0 vs Washington, June 5

LOUISVILLE

Joe Gerhardt (39-18) Mike Walsh (28-22)

Eclipse Park I

	G	AB	H	R	2B	3B	HR	RBI	BB	HBP	BA	SA	OBP
RF Jimmy Wolf	110	486	146	79	24	11	3	73	4	3	.300	.414	.310
3B Pete Browning	103	447	150	101	33	8	4	47	13	2	.336	.472	.357
LF Leech Maskrey	105	412	103	48	13	4	0	36	17	1	.250	.301	.281
2B Joe Gerhardt	106	404	89	39	7	8	0	40	13	5	.220	.277	.254
CF Monk Cline	94	396	115	91	16	7	2	39	27	4	.290	.381	.342
SS Tom McLaughlin	98	335	67	41	11	6	0	21	22	6	.200	.269	.262
P Guy Hecker	78	316	94	53	14	8	4	42	10	2	.297	.430	.323
1B Juice Latham	77	308	52	31	3	3	0	23	8	3	.169	.198	.197
P Phil Reccius	73	263	63	23	9	2	3	21	5	5	.240	.323	.267
C Dan Sullivan	63	247	59	27	8	6	0	26	9	1	.239	.320	.268
C Ed Whiting	42	157	35	16	7	3	0	18	9	2	.223	.306	.274
Sub Wally Andrews	14	49	10	10	5	1	0	8	4	0	.204	.347	.264
P Denny Driscoll	13	48	9	5	1	0	0	—	2	0	.188	.208	.220
P Ren Deagle (2)	12	45	6	2	1	0	0	—	0	0	.133	.156	.133
Sub Buttercup Dickerson (3)	8	28	4	6	0	2	1	—	3	0	.143	.393	.226
Sub Len Stockwell	2	9	1	0	0	0	0	—	0	0	.111	.111	.111
Sub Bill Hunter	2	7	1	1	0	0	0	—	0	0	.143	.143	.143
	110	3957	1004	573	152	69	17	—	146	34	.254	.340	.286

1B—Latham 76, Browning 23, Andrews 9, Whiting 2, Wolf 1

2B—Gerhardt 105, Browning 4, McLaughlin 2

SS—McLaughlin 93, Reccius 10, Cline 6, Andrews 1, Maskrey 1, Wolf 1, Gerhardt 1

3B—Browning 52, Reccius 51, McLaughlin 4, Andrews 3, Maskrey 3, Wolf 1, Latham 1

OF—Maskrey 103, Wolf 101, Cline 90, Browning 24, Dickerson 8, Hecker 5, Deagle 3, Whiting 2, Driscoll 2, Stockwell 2, Andrews 1, Sullivan 1

C—Sullivan 63, Whiting 40, Wolf 11, Hunter 2, Stockwell 1

P—Hecker 75, Reccius 18, Driscoll 13, Deagle 12, Browning 1

	Pos	G	TC	PO	A	DP	E	PB	FA
Gerhardt	2B	105	787	334	389	64	64	—	.919
Maskrey	LF	103	173	138	17	2	18	—	.896
Wolf	RF	101	225	173	26	4	26	—	.884
"	C	11	56	37	13	0	6	20	.893
McLaughlin	SS	93	506	121	330	34	55	—	.891
Cline	CF	90	192	143	25	1	24	—	.875
Latham	1B	76	853	788	32	48	33	—	.961
Hecker	P	75	205	50	145	3	10	—	.951
Sullivan	C	63	431	340	61	2	30	71	.930

THE ANNUAL RECORD

	Pos	G	TC	PO	A	DP	E	PB	FA
Browning	3B	52	180	79	66	4	35	—	.806
"	CF@	24	55	49	4	2	2		.964
"	1B	23	271	255	6	17	10		.963
Reccius	3B	51	155	42	89	4	24	—	.845
"	P	18	35	10	24	0	1		.971
"	SS	10	44	4	34	3	6		.864
Whiting	C	40	284	199	54	6	31	50	.891
Driscoll	P	13	49	3	37	2	9	—	.816
Deagle	P	12	30	5	22	0	3	—	.900
		110	4833	2967	1440	84	426	145	.912

	G	IP	H	GS	CG	W	L	SO	BB	Sh	Sv	ERA	HB	WP	HR
Guy Hecker	75	670.2	526	73	72	52	20	385	56	6	0	1.80	16	27	4
Phil Reccius	18	129.1	118	11	11	6	7	46	19	0	0	2.71	4	10	2
Denny Driscoll	13	102	110	13	10	6	6	16	7	0	0	3.44	2	3	3
Ren Deagle (2)	12	87.1	80	12	8	4	6	23	13	0	0	2.58	7	5	0
Pete Browning	1	0.1	2	1	0	0	1	0	2	0	0	54.00	1	0	0
		989.2	836	110	101	68	40	470	97	6	0	2.17	30	45	9

ST. LOUIS

Jimmy Williams (51-33) Charlie Comiskey (18-7)

Sportsman's Park I

	G	AB	H	R	2B	3B	HR	RBI	BB	HBP	BA	SA	OBP
3B Arlie Latham	110	474	130	115	17	12	1	—	18	6	.274	.367	.309
SS Bill Gleason	110	472	127	97	21	7	1	—	27	12	.269	.350	.325
1B Charlie Comiskey	108	460	109	76	17	6	2	84	5	5	.237	.313	.253
RF Hugh Nicol	110	442	116	79	14	5	0	—	22	3	.262	.317	.302
2B Joe Quest (1)	81	310	64	46	9	5	0	—	19	2	.206	.268	.257
CF Fred Lewis (1)	73	300	97	59	25	3	0	—	16	4	.323	.427	.366
LF Tip O'Neill	78	297	82	49	13	11	3	54	12	2	.276	.424	.309
C Pat Deasley	75	254	52	27	5	4	0	—	7	3	.205	.256	.235
Sub George Strief (1)	43	184	37	22	5	2	2	—	13	0	.201	.283	.254
P Jumbo McGinnis	40	146	34	16	9	1	0	—	4	0	.233	.308	.253
C Tom Dolan (1)	35	137	36	19	6	2	0	—	6	1	.263	.336	.299
P Dave Foutz	33	119	27	17	4	0	0	—	8	0	.227	.261	.276
P Daisy Davis (1)	25	87	15	5	0	1	0	—	5	0	.172	.195	.217
P Bob Caruthers	23	82	22	15	2	0	2	—	4	0	.268	.366	.302
Sub Charlie Krehmeyer	21	70	16	3	0	1	0	5	2	0	.229	.257	.250
Sub Johnny Lavin	16	52	11	9	2	0	0	—	3	1	.212	.250	.268
Sub Walt Goldsby (1)	5	20	4	2	0	0	0	1	0	0	.200	.200	.200
Sub Harry Wheeler (1)	5	19	5	0	2	0	0	—	1	0	.263	.368	.300
Sub Walt Kinzie (2)	2	9	1	0	0	0	0	—	0	0	.111	.111	.111
Sub Al Strueve	2	7	2	2	0	0	0	—	0	0	.286	.286	.286
Sub Chick Fulmer (2)	1	5	0	0	0	0	0	0	0	0	.000	.000	.000
Sub Nin Alexander (2)	1	4	0	0	0	0	0	—	0	0	.000	.000	.000
Sub Jim McCauley	1	2	0	0	0	0	0	—	0	0	.000	.000	.000
	110	3952	987	658	151	60	11	—	172	39	.250	.327	.288

1B—Comiskey 108, Strief 1, Krehmeyer 1, Deasley 1, O'Neill 1
 2B—Quest 80, Nicol 23, Strief 4, Kinzie 2, Fulmer 1, Comiskey 1
 SS—Gleason 110, Nicol 1
 3B—Latham 110, Nicol 1, Gleason 1

OF—Nicol 87, Lewis 73, O'Neill 64, Strief 43, Lavin 16, Caruthers 16, Krehmeyer 15, Foutz 14, Goldsby 5, Wheeler 5,
 Davis 4, Dolan 2, Deasley 2, Alexander 1, Strueve 1, Quest 1
 C—Deasley 75, Dolan 34, Krehmeyer 7, McCauley 1, Alexander 1, Strueve 1, Latham 1
 P—McGinnis 40, Foutz 25, Davis 25, O'Neill 17, Caruthers 13, Comiskey 1

	Pos	G	TC	PO	A	DP	E	PB	FA
Latham	3B	110	514	142	302	16	70	3	.864
Gleason	SS	110	502	119	316	23	67	—	.867
Comiskey	1B	108	1271	1193	38	56	40	—	.969
Nicol	RF	87	220	144	48	3	28	—	.873
"	2B	23	153	61	75	12	17	—	.889
Quest	2B	80	530	232	242	39	56	—	.894
Deasley	C	75	596	428	120	3	48	54	.919
Lewis	CF	73	156	118	15	1	23	—	.853
O'Neill	LF	64	90	67	6	1	17	—	.811
"	P	17	42	6	31	0	5	—	.881
Strief	CF@	43	65	50	5	0	10	—	.846
McGinnis	P	40	91	8	71	1	12	—	.868
Dolan	C	34	267	188	45	2	34	33	.873
Foutz	P	25	67	18	45	6	4	—	.940
"	RF@	14	10	8	0	0	2	—	.800
Davis	P	25	51	8	32	0	11	—	.784
Caruthers	RF@	16@	16	11	1	0	4	—	.750
"	P	13	13	3	9	0	1	—	.923
Lavin	LF@	16	24	17	1	0	6	—	.750
Krehmeyer	LF@	15	21	11	2	0	8	3	.619
		110	4881	2995	1436	65	490	102	.900

	G	IP	H	GS	CG	W	L	SO	BB	Sh	Sv	ERA	HB	WP	HR
Jumbo McGinnis	40	354.1	331	40	39	24	16	141	35	5	0	2.84	12	27	4
Dave Foutz	25	206.2	167	25	19	15	6	95	36	2	0	2.18	9	8	7
Daisy Davis (1)	25	198.1	196	24	20	10	12	143	35	1	0	2.90	14	14	1
Tip O'Neill	17	141	125	14	14	11	4	36	51	0	0	2.68	4	14	3
Bob Caruthers	13	82.2	61	7	7	7	2	58	15	0	0	2.61	3	9	1
Charlie Comiskey	1	4	1	0	0	0	0	4	0	0	0	2.25	0	0	0
	987	881	110	99	67	40	477	172	8	0	2.67	42	62	16	

CINCINNATI

Will White (44-27) Pop Snyder (24-14)

American Park

	G	AB	H	R	2B	3B	HR	RBI	BB	HBP	BA	SA	OBP
3B Hick Carpenter	108	474	121	80	16	2	4	60	6	4	.255	.323	.271
LF Charley Jones	112	472	148	117	19	17	7	71	37	10	.314	.470	.376
RF Pop Corkhill	110	452	124	85	13	11	4	70	6	4	.274	.378	.290
2B Bid McPhee	112	450	125	107	8	7	5	64	27	6	.278	.369	.327
1B Long John Reilly	105	448	152	114	24	19	11	91	5	14	.339	.551	.366
C Pop Snyder	67	268	69	32	9	9	0	39	7	0	.257	.338	.276
SS Jimmy Peoples	69	267	45	28	2	2	1	16	6	0	.169	.202	.187
CF Tom Mansell (1)	65	266	66	49	4	6	0	23	15	5	.248	.308	.301
P Will White	52	184	35	28	1	2	1	—	10	1	.190	.234	.236
C Phil Powers	35	133	18	10	1	0	0	8	5	0	.135	.143	.167
Sub Buck West	33	131	32	20	2	8	1	15	2	0	.244	.405	.256
Sub Frank Fennelly (2)	28	122	43	42	5	8	2	—	11	2	.352	.574	.415
P Billy Mountjoy	34	119	18	13	2	1	0	—	9	3	.151	.185	.229
Sub Chick Fulmer (1)	31	114	20	13	2	1	0	8	1	0	.175	.211	.183

THE ANNUAL RECORD

	G	AB	H	R	2B	3B	HR	RBI	BB	HBP	BA	SA	OBP
P Gus Shallix	23	84	3	3	0	0	0	—	4	0	.036	.036	.080
Sub Jimmy Woulfe (1)	8	34	5	3	0	1	0	2	1	0	.147	.206	.171
Sub Frank Berkelbach	6	25	6	3	1	1	0	3	1	1	.240	.320	.296
Sub George Miller	6	20	5	6	1	1	0	3	1	1	.250	.400	.318
Sub Ed Reeder (1)	3	14	2	0	0	0	0	—	0	0	.143	.143	.143
P Ren Deagle (1)	4	13	0	1	0	0	0	—	1	0	.000	.000	.071
	112	4090	1037	754	109	96	36	—	154	52	.254	.354	.289

1B—Reilly 103, Corkhill 6, Powers 2, Snyder 2, Peoples 1
 2B—McPhee 112
 SS—Peoples 47, Fulmer 29, Fennelly 28, Corkhill 11, Reilly 1
 3B—Carpenter 108, Corkhill 3, Fulmer 1, Woulfe 1, Peoples 1
 OF—Jones 112, Corkhill 92, Mansell 65, West 33, Peoples 10, Woulfe 7, Berkelbach 6, Reeder 3, Reilly 3, Powers 3,
 Fulmer 2, Mountjoy 2, Carpenter 1, Snyder 1
 C—Snyder 65, Powers 31, Peoples 14, Miller 6
 P—White 52, Mountjoy 33, Shallix 23, Deagle 4, Corkhill 1

	Pos	G	TC	PO	A	DP	E	PB	FA
McPhee	2B	112	844	415	365	74	64	—	.924
Jones	LF	112	247	207	12	0	28	—	.887
Carpenter	3B	108	369	157	168	16	44	—	.881
Reilly	1B	103	1033	977	26	60	30	—	.971
Corkhill	RF	92	212	169	29	5	14	—	.934
"	SS	11	65	25	33	0	7		.892
Mansell	CF	65	121	88	3	0	30	—	.752
Snyder	C	65	516	341	135	5	40	51	.922
White	P	52	98	8	72	2	18	—	.816
Peoples	SS	47	234	54	140	19	40		.829
"	C	14	89	61	24	1	4	9	.955
"	CF@	10	24	18	4	0	2		.917
Mountjoy	P	33	83	13	64	2	6	—	.928
West	CF@	33	57	46	1	0	10	—	.825
Powers	C	31	230	152	53	2	25	26	.891
Fulmer	SS	29	112	22	66	7	24	—	.786
Fennelly	SS	28	134	25	84	12	25	—	.813
Shallix	P	23	59	13	42	2	4	—	.932
		112	4725	2944	1351	82	430	92	.909

	G	IP	H	GS	CG	W	L	SO	BB	Sh	Sv	ERA	HB	WP	HR
Will White	52	456	479	52	52	34	18	118	74	7	0	3.32	35	24	16
Billy Mountjoy	33	289	274	33	32	19	12	96	43	3	0	2.93	16	22	5
Gus Shallix	23	199.2	163	23	23	11	10	78	53	0	0	3.70	26	20	6
Ren Deagle (1)	4	34	39	4	4	3	1	12	9	1	0	5.03	1	6	0
Pop Corkhill	1	5	1	0	0	1	0	4	2	0	0	1.80	0	0	0
		983.2	956	112	111	68	41	308	181	11	0	3.33	78	72	27

BALTIMORE

Billy Barnie

Oriole Park I

	G	AB	H	R	2B	3B	HR	RBI	BB	HBP	BA	SA	OBP
3B Joe Sommer	107	479	129	96	11	10	4	—	8	8	.269	.379	.293
CF Jim Clinton	103	437	118	82	12	6	4	—	29	13	.270	.352	.334
1B Dan Stearns	100	396	94	61	12	3	3	—	28	6	.237	.306	.298
SS Jimmy Macullar	107	360	73	73	16	6	4	—	36	8	.203	.314	.290
2B Tim Manning	91	341	70	64	14	7	1	—	26	7	.205	.293	.275
LF Tom York	83	314	70	64	14	7	1	—	34	10	.223	.322	.318
C Sam Trott	71	284	73	36	17	9	3	—	4	2	.257	.412	.272
C Bill Traffley	53	210	37	25	4	6	0	—	3	1	.176	.252	.192
P Hardie Henderson	53	203	46	24	7	7	0	—	5	0	.227	.330	.245
P Bob Emslie	51	195	37	21	6	3	0	—	2	0	.190	.251	.198
RF Gid Gardner (1)	41	173	37	32	6	8	2	—	14	2	.214	.376	.280
Sub Dennis Casey (2)	37	149	37	20	7	4	3	—	5	0	.248	.409	.273
Sub Oyster Burns (2)	35	131	39	34	2	6	6	23	7	3	.298	.542	.348
Sub Buttercup Dickerson (2)	13	56	12	9	2	1	0	—	4	2	.214	.286	.290
Sub John Ake	13	52	10	1	0	1	0	2	0	1	.192	.231	.208
Sub Pat Burns (1)	6	25	5	3	2	1	0	—	3	0	.200	.360	.286
P Jim McLaughlin	5	22	5	3	1	1	0	—	0	0	.227	.364	.227
P Fred Goldsmith (2)	4	14	2	2	0	0	0	—	2	0	.143	.143	.250
Sub Jim Roxburgh	2	4	2	1	0	0	0	—	1	1	.500	.500	.667
	108	3845	896	636	133	84	32	—	211	64	.233	.336	.284

1B—Stearns 100, P. Burns 6, Gardner 2, Goldsmith 1, Traffley 1

2B—Manning 91, O. Burns 10, Trott 6, Clinton 1, Sommer 1, Stearns 1

SS—Macullar 107, Ake 1

3B—Sommer 97, Ake 9, Dickerson 1, O. Burns 1

OF—Clinton 103, York 83, Gardner 40, Casey 37, O. Burns 24, Dickerson 12, Sommer 9, Traffley 6, Trott 5, Ake 3, McLaughlin 3, Henderson 3, Emslie 1

C—Trott 60, Traffley 47, Roxburgh 2

P—Henderson 52, Emslie 50, Goldsmith 4, McLaughlin 3, O. Burns 2

	Pos	G	TC	PO	A	DP	E	PB	FA
Macullar	SS	107	503	119	317	23	67	—	.867
Clinton	CF	103	185	133	17	5	35	—	.811
Stearns	1B	100	1061	959	48	36	54	—	.949
Sommer	3B	97	340	118	168	10	54	—	.841
Manning	2B	91	557	228	277	28	52	—	.907
York	LF	83	127	100	7	1	20	—	.843
Trott	C	60	621	491	87	10	43	62	.931
Henderson	P	52	127	27	78	3	22	—	.827
Emslie	P	50	132	27	83	0	22	—	.833
Traffley	C	47	408	321	57	6	30	65	.926
Gardner	RF	40	86	62	12	0	12	—	.860
Casey	RF@	37	59	48	5	2	6	—	.898
Burns	LF@	24	23	17	2	1	4	—	.826
"	2B	10	73	32	32	1	9	—	.877
Dickerson	RF@	12	17	15	1	0	1	—	.941
		108	4580	2865	1256	61	461	130	.899

THE ANNUAL RECORD

	G	IP	H	GS	CG	W	L	SO	BB	Sh	Sv	ERA	HB	WP	HR
Bob Emslie	50	451.1	419	50	50	32	17	264	88	4	0	2.75	14	35	5
Hardie Henderson	52	439.1	346	52	50	27	23	346	116	4	0	2.62	16	45	9
Fred Goldsmith (2)	4	30	29	4	3	3	1	11	2	0	0	2.70	1	0	0
Jim McLaughlin	3	22	27	2	2	1	2	8	11	0	0	3.68	0	0	2
Oyster Burns (2)	2	9	12	0	0	0	0	6	2	0	1	3.00	0	0	0
		955.2	869	108	105	63	43	635	219	8	1	2.71	31	80	16

PHILADELPHIA

Lon Knight

Athletics Park

	G	AB	H	R	2B	3B	HR	RBI	BB	HBP	BA	SA	OBP
RF Lon Knight	108	484	131	94	18	12	1	—	10	1	.271	.364	.287
SS Sadie Houck	108	472	140	93	19	14	0	—	76	8	.297	.396	.318
1B Harry Stovey	104	448	146	124	22	23	10	83	26	4	.326	.545	.368
3B Fred Corey	104	439	121	64	17	16	5	—	17	2	.276	.421	.306
2B Cub Stricker	107	399	92	59	16	11	1	—	19	1	.231	.333	.267
CF Ted Larkin	85	326	90	59	21	9	3	37	15	8	.276	.423	.324
C Jack Milligan	66	268	77	39	20	3	3	—	8	0	.287	.418	.308
LF Judd Birchall	54	221	57	36	2	2	0	—	4	5	.258	.285	.287
P Bobby Mathews	49	184	34	26	5	1	0	—	7	0	.183	.222	.215
C Jack O'Brien	36	138	39	25	6	1	1	—	9	3	.283	.362	.340
Sub Bob Blakiston (1)	32	128	33	21	6	0	0	—	11	4	.258	.305	.336
P Billy Taylor (2)	30	111	28	8	6	2	0	—	2	1	.252	.342	.272
Sub John Coleman (2)	28	107	22	16	2	3	2	—	5	0	.206	.336	.241
P Al Atkinson (1)	22	83	16	13	3	1	0	—	4	1	.193	.253	.239
Sub Mike Mansell (2)	20	70	14	6	1	1	0	—	5	0	.200	.243	.253
P Charlie Hilsey	6	24	5	5	1	1	0	—	0	0	.208	.333	.208
Sub Frank Siffel	7	17	3	3	1	0	0	3	0	1	.176	.235	.222
Sub Ed Rowen	4	15	6	4	1	0	0	1	1	1	.400	.467	.471
Sub Robert Foster (1)	5	11	2	4	0	0	0	—	3	0	.182	.182	.357
Sub Frank Ringo (2)	2	6	0	0	0	0	0	—	0	0	.000	.000	.000
P Phenomenal Smith (1)	1	4	1	1	0	0	0	—	0	0	.250	.250	.250
Sub Mike Moynahan (1)	1	4	0	0	0	0	0	—	0	0	.000	.000	.000
	108	3959	1057	700	167	100	26	—	153	40	.267	.379	.301

1B—Stovey 104, Blakiston 1, Coleman 2, Knight 1, O'Brien 1

2B—Stricker 107, Larkin 2, Blakiston 1, Houck 1

SS—Houck 108, Blakiston 1

3B—Corey 104, Blakiston 2, Birchall 2

OF—Knight 108, Larkin 85, Birchall 52, Coleman 24, Blakiston 28, Mansell 20, O'Brien 5, Hilsey 3, Atkinson 2, Foster 1, Moynahan 1, Mathews 1, Milligan 1, Stricker 1

C—Milligan 65, O'Brien 30, Siffel 7, Rowen 4, Foster 4, Ringo 2, Stricker 1

P—Mathews 49, Taylor 30, Atkinson 22, Hilsey 3, Coleman 3, Knight 2, Smith 1, Stricker 1

	Pos	G	TC	PO	A	DP	E	PB	FA
Houck	SS	108	561	122	379	30	60	—	.893
Knight	RF	108	213	158	36	6	19	—	.911
Stricker	2B	107	617	280	257	40	80	3	.870
Stovey	1B	104	1138	1061	32	46	45	—	.960
Corey	3B	104	372	121	209	10	42	—	.887
Larkin	CF	85	132	106	7	0	19	—	.856
Milligan	C	65	611	474	100	5	37	66	.939
Birchall	LF	52	105	81	7	1	17	—	.838
Mathews	P	49	111	8	78	1	25	—	.775
O'Brien	C	30	228	169	43	6	16	30	.930

	Pos	G	TC	PO	A	DP	E	PB	FA
Taylor	P	30	97	12	64	1	21	—	.784
Blakiston	CF@	28	61	48	7	1	6	—	.902
Coleman	LF@	24	35	20	6	1	9	—	.743
Atkinson	P	22	66	12	39	0	15	—	.773
Mansell	LF@	20	42	30	2	0	10	—	.762
		108	4628	2845	1326	63	457	129	.901

	G	IP	H	GS	CG	W	L	SO	BB	Sh	Sv	ERA	HB	WP	HR
Bobby Mathews	49	430.2	401	49	48	30	18	286	49	3	0	3.31	12	23	10
Billy Taylor (2)	30	260	232	30	30	18	12	130	44	1	0	2.53	12	13	3
Al Atkinson (1) #	22	184	186	22	20	11	11	93	21	1	0	4.21	10	28	3
Charlie Hilsey	3	27	29	3	3	2	1	10	5	0	0	4.67	0	1	0
John Coleman (2)	3	21	28	2	2	0	2	5	2	0	0	3.43	4	0	0
Lon Knight	2	14	24	1	1	0	1	2	4	0	0	9.00	1	4	0
Phenomenal Smith (1)	1	9	14	1	1	0	1	3	1	0	0	4.00	0	1	0
Cub Stricker	1	3	6	0	0	0	0	1	1	0	0	6.00	0	0	0
		948.2	920	108	105	61	46	530	127	5	0	3.42	39	70	16

No-hit game 10-1 vs Pittsburgh, May 25

TOLEDO
Charlie Morton
 League Park

	G	AB	H	R	2B	3B	HR	RBI	BB	HBP	BA	SA	OBP	
2B Sam Barkley	104	435	133	71	39	9	1	—	22	2	.306	.444	.342	
CF Curt Welch	109	425	95	61	24	5	0	—	10	4	.224	.304	.248	
SS Joe Miller	105	423	101	46	12	8	1	—	26	1	.239	.312	.284	
RF Tom Poorman	94	382	89	56	8	7	0	—	10	1	.233	.291	.254	
P Tony Mullane	95	352	97	49	19	3	3	—	33	1	.276	.372	.339	
P Hank O'Day	64	242	51	23	9	1	0	—	10	1	.211	.256	.245	
1B Chappy Lane	57	215	49	26	9	5	1	—	2	2	.228	.330	.242	
Sub Joe Moffett	56	204	41	17	5	3	0	—	2	0	.201	.255	.209	
3B Ed Brown	42	153	27	13	3	0	0	—	2	0	.201	.255	.209	
C Moses Walker	42	152	40	23	2	3	0	—	8	6	.263	.316	.325	
C Deacon McGuire	45	151	28	12	7	0	1	—	5	1	.185	.252	.217	
Sub George Meister	34	119	23	9	6	0	0	—	3	5	.193	.244	.244	
Sub Charlie Morton	32	111	18	11	6	2	0	—	7	0	.162	.252	.212	
LF Frank Olin (3)	26	86	22	16	0	1	1	—	5	1	.256	.314	.304	
Sub Trick McSorley	21	68	17	12	1	0	0	—	3	0	.250	.265	.282	
Sub John Tilley (1)	17	56	10	5	2	0	0	—	4	1	.179	.214	.246	
Sub Tug Arundel	15	47	4	6	0	0	0	—	3	0	.085	.085	.140	
Sub Sim Bullas	13	45	4	4	0	1	0	—	1	0	.089	.133	.109	
Sub Ed Miller	8	24	6	2	0	0	0	1	1	0	.250	.250	.280	
Sub Weldy Walker	5	18	4	1	1	0	0	2	0	0	.222	.278	.222	
P Ed Kent	1	4	0	0	0	0	0	—	0	0	.000	.000	.000	
		110	3712	859	463	153	48	8	—	157	26	.231	.305	.268

1B—Lane 46, Moffett 38, McSorley 16, Mullane 7, O'Day 3, Welch 1
 2B—Barkley 103, Moffett 3, Welch 2, Morton 1, Mullane 1, Brown 1
 SS—Miller 105, McGuire 3, Mullane 1
 3B—Brown 39, Meister 34, Morton 16, Moffett 12, Mullane 6, O'Day 3, Lane 2, McSorley 1
 OF—Welch 107, Poorman 93, Olin 26, O'Day 24, Mullane 18, Tilley 17, Morton 15, Lane 9, Miller 8, W. Walker 5,
 McSorley 5, McGuire 4, Moffett 3, Bullas 2, Brown 2, M. Walker 1
 C—M. Walker 41, McGuire 41, Arundel 15, Bullas 12, Barkley 2, Welch 2, Brown 1, Lane 1
 P—Mullane 67, O'Day 41, Morton 3, Poorman 1, McSorley 1, Kent 1, Brown 1

THE ANNUAL RECORD

	Pos	G	TC	PO	A	DP	E	PB	FA
Welch	CF	107	260	207	24	3	29	1	.888
Miller	SS	105	515	125	320	26	70	—	.864
Barkley	2B	103	727	318	358	46	51	4	.930
Poorman	RF	93	187	129	29	5	29	—	.845
Mullane	P	68	198	42	132	7	24	—	.879
"	LF@	18	46	24	16	1	6	—	.870
Lane	1B	46	521	474	20	17	27	0	.948
M. Walker	C	41	327	220	70	4	37	72	.887
McGuire	C	41	309	224	56	1	29	66	.906
O'Day	P	41	112	15	82	2	15	—	.866
"	LF@	24	33	23	8	0	2	—	.939
Brown	3B	39	117	41	54	1	22	1	.812
Moffett	1B	38	423	399	6	20	18	—	.957
"	3B	12	50	15	22	3	13	—	.740
Meister	3B	34	82	27	40	3	15	—	.817
Olin	LF	26	32	22	6	0	4	—	.875
Tilley	LF@	17	19	12	0	0	7	—	.632
Morton	3B	16	36	14	17	1	5	—	.861
"	RF@	15	26	19	4	0	3	—	.885
McSorley	1B	16	156	145	7	13	4	—	.974
Arundel	C	15	147	113	26	2	8	17	.946
Bullas	C	12	77	53	17	0	7	30	.909
		110	4686	2830	1387	67	469	191	.900

	G	IP	H	GS	CG	W	L	SO	BB	Sh	Sv	ERA	HB	WP	HR
Tony Mullane	67	567	485	65	64	36	26	325	89	7	0	2.52	32	63	5
Hank O'Day	41	326.2	326	40	35	9	28	163	66	2	1	3.75	18	40	6
Charlie Morton	3	23.1	18	1	1	0	1	7	5	0	0	3.09	1	0	0
Ed Kent	1	9	14	1	1	0	1	4	3	0	0	6.00	1	0	0
Tom Poorman	1	9	13	1	1	0	1	0	2	0	0	3.00	0	0	1
Ed Brown	1	9	19	1	1	0	1	1	4	0	0	9.00	1	0	0
Trick McSorley	1	2	5	0	0	0	0	1	0	0	0	4.50	0	0	0
—1 forfeit W vs Virginia on Sept. 24 when Virginia failed to appear—															
		946	885	109	103	45	58	501	169	9	1	3.06	53	103	12

BROOKLYN

George Taylor
Washington Park I

	G	AB	H	R	2B	3B	HR	RBI	BB	HBP	BA	SA	OBP
RF John Cassidy	106	433	109	57	11	6	2	—	19	2	.252	.319	.286
SS Billy Geer (2)	107	391	82	68	15	7	0	—	38	1	.210	.284	.281
2B Bill Greenwood	92	385	83	52	8	3	3	—	10	1	.216	.275	.237
LF Oscar Walker	95	382	103	59	12	8	2	—	9	3	.270	.359	.292
3B Fred Warner	84	352	78	40	4	0	1	—	17	1	.222	.241	.259
CF Jack Remsen (2)	81	301	67	45	6	6	3	—	23	0	.223	.312	.278
1B Charlie Householder	76	273	66	28	15	3	3	—	12	2	.242	.352	.279
P Bill Terry	68	240	56	16	10	3	0	—	8	0	.233	.300	.258
OF Ike Benners (1)	49	189	38	25	11	5	1	—	7	2	.201	.328	.237
C Jack Corcoran	52	185	39	17	4	3	0	—	8	2	.211	.265	.251
Sub Jimmy Knowles (2)	41	153	36	19	5	1	1	—	3	1	.235	.301	.255
P Sam Kimber	40	138	20	13	1	2	0	—	9	1	.145	.181	.204
Sub Charlie Jones	25	90	16	10	1	0	0	—	5	0	.178	.189	.221
Sub Hickie Wilson	24	82	19	13	4	0	0	—	5	0	.232	.280	.276
Sub John Farrow	16	58	11	7	2	0	0	—	3	0	.190	.224	.230

	G	AB	H	R	2B	3B	HR	RBI	BB	HBP	BA	SA	OBP
Sub Jackie Hayes (2)	16	51	12	4	3	0	0	—	3	0	.235	.294	.278
P Jim Conway	14	47	6	1	0	0	0	—	0	0	.128	.128	.128
Sub Jerry Dorgan (2)	4	13	4	2	0	0	0	—	0	0	.308	.308	.308
	109	3763	845	476	112	47	16	—	179	16	.225	.292	.263

1B—Householder 40, Walker 36, Knowles 29, Wilson 3, Geer 1, Benners 1

2B—Greenwood 92, Jones 13, Corcoran 4, Geer 2, Wilson 1, Householder 1

SS—Geer 107, Corcoran 2, Conway 2, Knowles 1, Cassidy 1, Greenwood 1

3B—Warner 83, Jones 11, Knowles 11, Cassidy 5

OF—Cassidy 100, Remsen 81, Walker 59, Benners 48, Kimber 13, Terry 13, Wilson 12, Corcoran 9, Householder 6, Jones 2, Conway 2, Hayes 2, Warner 1

C—Corcoran 38, Householder 31, Farrow 16, Hayes 14, Wilson 10, Dorgan 4

P—Terry 57, Kimber 40, Conway 13, Geer 2, Corcoran 1

	Pos	G	TC	PO	A	DP	E	PB	FA
Geer	SS	107	618	177	360	34	81	—	.869
Cassidy	RF	100	175	124	25	5	26	—	.851
Greenwood	2B	92	589	230	300	40	59	—	.900
Warner	3B	83	293	94	147	13	52	—	.823
Remsen	CF	81	174	152	7	2	15	—	.914
Walker	LF	59	114	87	12	0	15	—	.868
"	1B	36	413	389	8	12	16	—	.961
Terry	P	57	147	32	81	0	34	—	.769
"	CF@	13	31	24	4	2	3	—	.903
Benners	LF@	48	78	64	1	0	13	—	.833
Householder	1B	40	463	426	18	17	19	—	.959
"	C	31	206	140	43	5	23	56	.888
Kimber	P	40	129	32	67	0	30	—	.767
Corcoran	C	38	284	191	57	4	36	62	.873
Knowles	1B	29	337	304	17	18	16	—	.953
"	3B	11	35	9	18	0	8	—	.771
Farrow	C	16	117	82	25	1	10	19	.915
Hayes	C	14	112	86	20	1	6	5	.946
Conway	P	13	35	5	18	0	12	—	.657
Jones	2B	13	70	26	35	4	9	—	.871
"	3B	11	27	9	14	1	4	—	.852
Wilson	LF@	12	23	17	2	1	4	—	.826
"	C	10	49	31	13	2	5	16	.898
		109	4700	2840	1340	68	520	169	.889

	G	IP	H	GS	CG	W	L	SO	BB	Sh	Sv	ERA	HB	WP	HR
Bill Terry	56	476	486	55	54	19	35	230	72	2	0	3.55	8	33	10
Sam Kimber #	41	361.1	364	41	41	18	20	122	72	4	0	3.81	15	52	6
Jim Conway	13	105.1	132	13	10	3	9	25	15	0	0	4.44	3	12	4
Billy Geer	2	5	14	0	0	0	0	1	3	0	0	12.60	0	0	0
John Corcoran	1	1	0	0	0	0	0	0	1	0	0	0.00	0	0	0
		948.2	996	109	105	40	64	378	163	6	0	3.79	26	97	20

No-hit game 0-0 vs Toledo, October 4 (11 innings, game called by darkness)

VIRGINIA

Felix Moses

Virginia Park (also known as Allen Pasture)

	G	AB	H	R	2B	3B	HR	RBI	BB	HBP	BA	SA	OBP
LF Ed Glenn	43	175	43	26	2	4	1	—	5	1	.246	.320	.271
3B Billy Nash	45	166	33	31	8	8	1	—	12	7	.199	.361	.281
1B Jim Powell	41	151	37	23	8	4	0	—	7	4	.245	.351	.296
SS Bill Schenck	42	151	31	14	4	0	3	—	1	1	.205	.291	.216
CF Dick Johnston	39	146	41	23	5	5	2	—	2	0	.281	.425	.291
2B Terry Larkin	40	139	28	17	1	4	0	—	9	3	.201	.266	.265
RF Mike Mansell (3)	29	113	34	21	2	5	0	—	8	3	.301	.407	.363
Sub Marshall Quinton	26	94	22	12	5	0	0	—	0	1	.234	.287	.242
P Pete Meegan	22	75	12	6	1	2	0	2	1	0	.160	.227	.182
P Ed Dugan	22	70	8	4	0	0	0	—	5	1	.114	.114	.184
C John Hanna (2)	22	67	13	6	2	1	0	—	0	1	.194	.254	.206
Sub Walt Goldsby (3)	11	40	9	4	1	0	0	4	1	1	.225	.250	.262
C Bill Dugan (1)	9	28	3	4	1	0	0	—	0	1	.107	.143	.138
Sub Pat Morgan (1)	8	20	2	0	0	0	0	—	2	0	.100	.100	.143
Sub Andy Swan (2)	3	10	5	2	0	0	0	—	0	0	.500	.500	.500
Sub Wash Williams	2	8	2	0	0	0	0	—	0	0	.250	.250	.250
P Wes Curry	2	8	2	1	0	0	0	—	0	0	.250	.250	.250
Sub Ed Ford	2	5	0	0	0	0	0	—	0	0	.000	.000	.000
P Ted Firth	1	3	1	0	0	0	0	—	0	0	.333	.333	.333
	46	1469	326	194	40	33	7	—	53	24	.222	.308	.261

1B—Powell 41, Swan 3, Ford 1

2B—Larkin 40, E. Dugan 2, Schenck 2, Morgan 1

SS—Schenck 40, Quinton 2, Johnston 2, Ford 1, Hanna 1

3B—Nash 45

OF—Glenn 43, Johnston 37, Mansell 29, Goldsby 11, Quinton 10, Williams 2, Morgan 2, Meegan 1

C—Hanna 21, Quinton 14, B. Dugan 9, Morgan 3

P—Meegan 22, E. Dugan 20, Curry 2, Firth 1

	Pos	G	TC	PO	A	DP	E	PB	FA
Nash	3B	45	198	77	87	8	34	—	.828
Glenn	LF	43	108	85	5	2	18	—	.833
Powell	1B	41	422	380	18	15	24	—	.943
Larkin	2B	40	246	94	129	14	23	—	.907
Schenck	SS	40	183	32	121	8	30	—	.836
Johnston	CF	37	111	86	10	3	15	—	.865
Mansell	RF	29	38	24	5	1	9	—	.763
Hanna	C	21	158	108	38	2	12	19	.924
E. Dugan	P	20	49	13	23	0	13	—	.735
Meegan	P	17	49	6	34	0	9	—	.816
Quinton	C	14	74	47	18	1	9	21	.878
"	CF@	10	20	15	2	2	3	—	.850
Goldsby	RF	11	19	12	2	2	5	—	.737
		46	1898	1110	549	27	239	63	.874

	G	IP	H	GS	CG	W	L	SO	BB	Sh	Sv	ERA	HB	WP	HR
Pete Meegan	22	178	177	22	22	7	12	106	29	1	0	4.32	14	10	7
Ed Dugan	20	166.1	96	20	20	5	14	60	15	0	0	4.49	2	4	5
Wes Curry	2	16	15	2	2	0	2	1	3	0	0	5.06	1	0	2
Ted Firth	1	9	14	1	1	0	1	0	5	0	0	8.00	0	5	0
—1 forfeit L vs Toledo on Sept. 24—															
		370.1	402	45	45	12	29	167	52	1	0	4.52	17	19	14

PITTSBURGH

Denny McKnight (4-8) Bob Ferguson (11-31) Joe Battin (6-7) George Creamer (0-8) Horace Phillips (9-24)

Recreation Park

	G	AB	H	R	2B	3B	HR	RBI	BB	HBP	BA	SA	OBP
RF Ed Swartwood	102	399	115	74	19	6	0	—	33	15	.288	.366	.365
LF Doggie Miller	89	347	78	46	10	2	0	—	13	2	.225	.265	.257
2B George Creamer	98	339	62	38	8	5	0	—	16	2	.183	.236	.224
SS Bill White	74	291	66	25	7	10	0	—	13	1	.227	.320	.262
P Fleury Sullivan	54	189	29	14	2	1	0	—	5	0	.153	.175	.175
1B Jimmy Knowles (1)	46	182	42	19	5	7	0	—	5	2	.231	.335	.259
C Bill Colgan	48	161	25	10	4	1	0	—	3	0	.155	.193	.171
3B Joe Battin (1)	43	158	28	10	1	2	0	—	3	1	.177	.209	.198
CF Live Oak Taylor	41	152	32	22	4	1	0	—	6	3	.211	.250	.255
P Jake Neagle	43	148	22	13	6	0	0	—	6	1	.149	.189	.187
Sub Jim McDonald (2)	38	145	23	11	3	0	0	—	2	0	.159	.179	.170
Sub Tom Forster	35	126	28	10	5	0	0	—	7	0	.222	.262	.263
C Jackie Hayes (1)	33	124	28	11	6	1	0	—	4	1	.226	.290	.256
Sub Charlie Eden	32	122	33	12	7	4	1	—	7	6	.270	.418	.341
Sub Jay Faatz	29	112	27	18	2	3	0	—	1	4	.241	.313	.274
Sub Mike Mansell (1)	27	100	14	15	0	3	1	—	7	1	.140	.230	.204
Sub Art Whitney	23	94	28	10	4	0	0	—	1	0	.298	.340	.305
Sub Billy Reid	19	70	17	11	2	0	0	—	4	1	.243	.271	.293
Sub Conny Doyle	15	58	17	8	3	2	0	—	2	0	.293	.314	.317
Sub Jimmy Woulfe (2)	15	53	6	7	1	0	0	1	0	0	.113	.132	.113
Sub Chuck Lauer	13	44	5	5	0	0	0	—	0	0	.114	.114	.114
Sub Joe Quest (2)	12	43	9	2	3	0	0	—	0	1	.209	.279	.227
Sub Bob Ferguson	10	41	6	2	0	0	0	—	0	0	.146	.146	.146
Sub Jim Dee	12	40	5	0	0	0	0	—	1	0	.125	.125	.146
Sub Frank Smith	10	36	9	3	0	1	0	—	0	0	.250	.306	.250
Sub Jack Gorman (2)	8	27	4	3	0	1	0	—	1	0	.148	.222	.179
P John Fox	8	25	6	4	2	0	0	—	0	0	.240	.320	.240
Sub Charlie Hautz	7	24	5	0	0	0	0	—	3	0	.208	.208	.296
P Frank Beck (1)	3	12	4	1	1	0	0	—	0	0	.333	.417	.333
P Bill Nelson	3	12	2	1	0	0	0	—	0	0	.167	.167	.167
Sub Gus Alberts (1)	2	5	1	1	0	0	0	—	0	0	.200	.200	.200
Sub John Peters	1	4	0	0	0	0	0	—	0	0	.000	.000	.000
P Phenomenal Smith (2)	1	4	0	0	0	0	0	—	0	0	.000	.000	.000
Sub Reddy Gray	1	2	1	0	0	0	0	—	0	0	.500	.500	.500
	110	3689	777	406	105	50	2	—	143	41	.211	.268	.248

1B—Knowles 46, Faatz 29, Swartwood 22, Hayes 5, Hautz 5, Ferguson 3, Reid 1, Lauer 1, Mansell 1

2B—Creamer 98, Quest 7, Reid 1, Hayes 1, Forster 1, McDonald 1, Miller 1

SS—White 60, Forster 28, Dee 12, Quest 5, Alberts 2, Whitney 1, Doyle 1, Peters 1, Fox 1

3B—Battin 43, McDonald 22, Whitney 21, White 10, Forster 6, Miller 3, Gorman 2, Reid 1, Swartwood 1, Gray 1, Ferguson 1

OF—Swartwood 79, Miller 49, Taylor 41, Eden 31, Mansell 27, Reid 17, Woulfe 15, McDonald 15, Doyle 14, Lauer 10,

Neagle 6, Ferguson 6, Colgan 4, White 4, Gorman 3, Hayes 3, F. Smith 3, Sullivan 3, Hautz 2, Whitney 1, Quest 1

C—Colgan 44, Miller 36, Hayes 24, F. Smith 7

P—Sullivan 51, Neagle 38, Fox 7, Beck 3, Gorman 3, Nelson 3, Lauer 3, Eden 2, P. Smith 1, Swartwood 1

	Pos	G	TC	PO	A	DP	E	PB	FA
Creamer	2B	98	687	308	336	47	43	—	.937
Swartwood	RF	79	163	109	22	2	32	—	.804
"	1B	22	282	238	22	18	22	—	.922
White	SS	60	301	58	185	12	58	—	.807
"	3B	10	40	11	21	2	8	—	.800
Sullivan	P	51	138	24	90	2	24	—	.826
Miller	LF	49	109	74	13	1	22	—	.798
"	C	36	244	173	47	3	24	40	.902

THE ANNUAL RECORD

	Pos	G	TC	PO	A	DP	E	PB	FA
Knowles	1B	46	535	499	15	20	21	—	.961
Colgan	C	44	330	228	71	5	31	58	.906
Battin	3B	43	161	53	95	4	13	—	.919
Taylor	CF	41	94	68	7	0	19	—	.798
Neagle	P	38	100	19	57	1	24	—	.760
Eden	RF@	31	58	40	4	0	14	—	.759
Faatz	1B	29	300	283	6	16	11	—	.963
Forster	SS	28	165	45	103	8	17	—	.897
Mansell	LF@	27	49	36	3	1	10	—	.796
Hayes	C	24	181	135	30	2	16	26	.912
McDonald	3B	22	73	21	37	2	15	—	.795
"	LF@	15	27	22	1	0	4	—	.852
Whitney	3B	21	83	29	47	1	7	—	.916
Reid	LF@	17	29	21	0	0	8	—	.724
Woulfe	CF@	15	28	22	3	2	3	—	.893
Doyle	CF@	14	22	17	1	0	4	—	.818
Dee	SS	12	57	13	36	6	8	—	.860
Lauer	RF@	10	16	14	1	0	1	—	.938
		110	4732	2829	1379	71	523	139	.889

	G	IP	H	GS	CG	W	L	SO	BB	Sh	Sv	ERA	HB	WP	HR
Fleury Sullivan	51	441	496	51	51	16	35	189	96	2	0	4.20	20	25	15
Jack Neagle	38	326	354	38	37	11	26	85	70	2	0	3.73	18	26	6
John Fox	7	59	76	7	7	1	6	22	16	0	0	5.64	3	11	2
Bill Nelson	3	26	26	3	3	1	2	6	8	0	0	4.50	4	5	1
Frank Beck (1)	3	25	33	3	3	0	3	11	6	0	0	6.12	5	2	0
Jack Gorman (2)	3	25	22	3	3	1	2	10	5	0	0	4.68	1	1	0
Chuck Lauer	2	19	23	3	2	0	2	8	9	0	0	7.58	3	7	0
Charlie Eden	2	12	12	1	1	0	1	3	3	0	0	6.00	1	2	1
Phenomenal Smith (2)	1	8	11	1	1	0	1	4	2	0	0	9.00	1	1	0
Ed Swartwood	1	2.1	6	0	0	0	0	0	1	0	0	11.57	0	0	0
		943.1	1059	110	108	30	78	338	216	4	0	4.35	56	79	25

INDIANAPOLIS

Jim Gifford (25-60) Bill Watkins (4-18)

Athletic Park (also known as Seventh Street Park)

	G	AB	H	R	2B	3B	HR	RBI	BB	HBP	BA	SA	OBP
SS Marr Phillips	97	413	111	41	18	8	0	—	5	1	.269	.351	.279
LF Jack Peltz	106	393	86	40	13	17	3	—	7	2	.219	.361	.236
1B John Kerins	93	364	78	58	10	3	6	—	6	1	.214	.308	.229
3B Pat Callaghan	61	258	67	38	8	5	2	—	8	0	.260	.353	.282
RF Podgie Weihe	62	256	65	29	13	2	4	—	9	0	.254	.367	.279
C Jim Keenan	68	249	73	36	14	4	3	—	16	3	.293	.418	.343
P Larry McKeon	69	247	53	29	8	1	0	—	1	0	.215	.255	.215
2B Ed Merrill	55	196	35	14	3	1	0	—	6	1	.179	.204	.207
CF Jon Morrison	44	182	48	26	6	8	1	—	7	4	.264	.401	.306
Sub Jerry Dorgan (1)	34	141	42	22	6	1	0	—	2	2	.298	.355	.317
Sub Chub Collins (2)	38	138	31	18	3	1	0	—	9	0	.225	.261	.272
Sub Jim Donnelly (2)	40	134	34	22	2	2	0	—	5	4	.254	.299	.301
Sub Bill Watkins	34	127	26	16	4	0	0	—	5	1	.205	.236	.241
Sub Jack Sneed	27	102	22	14	4	0	1	—	6	0	.216	.284	.259
Sub Tug Thompson	24	97	20	10	3	0	0	—	2	0	.207	.237	.222
Sub Charlie Robinson	20	80	23	11	2	0	0	—	3	0	.288	.313	.313
P Bob Barr (2)	18	65	12	6	3	2	0	—	3	0	.185	.292	.221
Sub Al McCauley	17	53	10	7	0	1	0	5	12	2	.189	.226	.358

	G	AB	H	R	2B	3B	HR	RBI	BB	HBP	BA	SA	OBP
P Jake Aydelott	13	44	5	1	1	0	0	—	2	0	.114	.136	.152
Sub Gene Moriarity (2)	10	37	8	4	0	2	0	4	0	0	.216	.324	.216
Sub Bill Butler	9	31	7	7	3	2	0	—	1	0	.226	.452	.250
Sub Marshall Locke	7	29	7	5	0	1	0	5	0	0	.241	.310	.241
P Tommy Bond (2)	7	23	3	0	1	1	0	—	0	0	.130	.261	.130
Sub Ed Tray	6	21	6	2	0	0	0	—	2	0	.286	.286	.348
P Mac MacArthur	6	21	2	1	0	0	0	—	1	0	.095	.095	.136
Sub Bob Blakiston (2)	6	18	4	0	1	0	0	—	1	0	.222	.278	.263
Sub Jim Holdsworth	5	18	2	1	0	0	0	—	2	0	.111	.111	.200
Sub Harry Decker (1)	4	15	4	1	1	0	0	—	1	0	.267	.333	.313
Sub Marty Barrett (2)	5	13	1	1	1	0	0	—	1	0	.077	.154	.143
Sub Charlie Levis (3)	3	10	2	0	0	0	0	—	0	0	.200	.200	.200
Sub George Munding	3	8	2	1	0	0	0	3	0	0	.250	.250	.250
Sub Charlie Reising	2	8	0	0	0	0	0	—	1	0	.000	.000	.111
Sub Frank Munroe	2	8	0	1	0	0	0	—	0	0	.000	.000	.000
Sub Harry Weber	3	8	0	0	0	0	0	—	0	1	.000	.000	.111
Sub Pete Fries	1	3	1	0	1	0	0	—	1	0	.333	.667	.500
	110	3813	890	462	129	62	20	—	125	22	.233	.315	.262

1B—Kerins 87, Keenan 6, McCauley 5, McKeon 5, Blakiston 5, Weihe 3, Levis 3, Tray 2, Barr 2, Fries 1

2B—Merrill 55, Collins 38, Watkins 9, Weihe 4, McKeon 3, Donnelly 2

SS—Phillips 97, Donnelly 8, Robinson 3, Watkins 2, Keenan 1

3B—Callaghan 61, Donnelly 24, Watkins 23, Kerins 1, Moriarity 1

OF—Peltz 106, Weihe 58, Morrison 44, Dorgan 29, Sneed 27, Thompson 12, Butler 9, Locke 7, Moriarity 7, Donnelly 6, Holdsworth 5, Kerins 4, McCauley 3, Keenan 2, Reising 2, Bond 2, Barr 2, Barrett 1, Munroe 1, Aydelott 1, McKeon 1, Fries 1, Robinson 1, Blakiston 1

C—Keenan 59, Robinson 17, Thompson 12, Kerins 5, Dorgan 5, Tray 4, Decker 4, Barrett 4, Weber 3, Munding 3, Munroe 1

P—McKeon 61, Barr 16, Aydelott 12, McCauley 10, MacArthur 6, Bond 5, Moriarity 2, Keenan 1

	Pos	G	TC	PO	A	DP	E	PB	FA
Peltz	LF	106	209	155	16	1	38	—	.818
Phillips	SS	97	514	108	335	16	71	—	.862
Kerins	1B	87	955	887	41	20	27	7	.972
Callaghan	3B	61	197	66	94	5	37	—	.812
McKeon	P	61	179	35	124	1	20	—	.888
Keenan	C	59	509	399	71	5	39	55	.923
Weihe	RF	58	121	90	14	2	17	—	.860
Merrill	2B	55	340	144	162	15	34	—	.900
Morrison	CF	44	111	78	9	4	24	—	.784
Collins	2B	38	228	97	105	10	26	—	.886
Dorgan	CF@	29	58	37	9	1	12	18	.793
Sneed	CF@	27	60	45	4	0	11	—	.817
Donnelly	3B	24	60	23	28	2	9	—	.850
Watkins	3B	23	58	21	28	1	9	—	.845
Robinson	C	17	122	94	24	3	4	19	.967
Barr	P	16	34	2	23	0	9	—	.735
Thompson	C	12	84	58	14	0	12	17	.857
"	RF@	12	21	7	2	0	12	—	.429
Aydelott	P	12	23	1	16	0	6	—	.739
McCauley	P	10	27	5	22	1	0	—	1.000
		110	4617	2795	1307	45	515	175	.889

THE ANNUAL RECORD

	G	IP	H	GS	CG	W	L	SO	BB	Sh	Sv	ERA	HB	WP	HR
Larry McKeon	61	512	488	60	59	18	41	308	94	2	0	3.50	18	36	20
Bob Barr (2)	16	132	160	16	15	3	11	69	19	0	0	4.98	5	13	2
Jake Aydelott	12	106	129	12	11	5	7	30	29	0	0	4.92	0	5	1
Al McCauley	10	76	87	9	9	2	7	34	25	0	0	5.09	0	8	1
Mac MacArthur	6	52	57	6	6	1	5	19	21	0	0	5.02	2	5	1
Tommy Bond (2)	5	43	62	5	5	0	5	15	4	0	0	5.65	2	7	5
Gene Moriarity (2)	2	13.2	16	2	2	0	2	4	7	0	0	5.27	1	1	0
Jim Keenan	1	3	2	0	0	0	0	0	0	0	0	3.00	0	0	0
		937.2	1001	110	107	29	78	479	199	2	0	4.20	28	75	30

WASHINGTON

Holly Hollingshead (12-50) ? Bickerson (0-1)

Athletic Park

	G	AB	H	R	2B	3B	HR	RBI	BB	HBP	BA	SA	OBP
SS Frank Fennelly (1)	62	257	75	52	17	7	2	—	20	0	.292	.436	.343
3B Buck Gladman	56	224	35	17	5	3	1	—	3	3	.156	.219	.178
C Jack Humphries (1)	49	193	34	23	2	0	0	—	9	1	.176	.187	.217
1B Walter Prince (2)	43	166	36	22	3	2	1	—	13	3	.217	.277	.286
RF Bill Morgan	45	162	28	8	1	1	0	—	8	1	.173	.191	.216
2B Thorny Hawkes	38	151	42	16	4	2	0	—	4	0	.278	.331	.297
P Bob Barr (1)	39	135	20	15	3	1	2	—	4	2	.148	.230	.184
CF Henry Mullin (1)	34	120	17	13	3	1	0	—	8	0	.142	.183	.195
Sub Ed Yewell (1)	27	93	23	14	3	1	0	—	1	1	.247	.301	.263
UT Ed Trumbull	25	86	10	5	2	0	0	—	2	0	.116	.140	.136
Sub Frank Olin (1)	21	83	32	12	4	1	0	—	7	0	.386	.458	.433
Sub John Hanna (1)	23	76	5	8	0	0	0	—	6	0	.066	.066	.134
P John Hamill	21	71	7	5	0	2	0	—	6	0	.099	.155	.169
Sub Edgar Smith	14	57	5	5	0	1	0	—	1	0	.088	.123	.103
Sub John Kiley	14	56	12	9	2	2	0	—	3	1	.214	.321	.267
LF Tom Farley	14	52	11	5	4	0	0	—	1	1	.212	.288	.241
Sub Sam King	12	45	8	3	2	0	0	—	1	0	.178	.222	.213
Sub Jack Beach	8	31	3	3	2	0	0	—	0	0	.097	.161	.097
Sub Walt Goldsby (2)	6	24	9	4	0	0	0	3	1	0	.375	.375	.400
Sub Willie Murphy (2)	5	21	10	3	0	0	0	—	1	2	.476	.476	.542
Sub Andy Swan (1)	5	21	3	3	1	0	0	—	0	0	.143	.190	.143
Sub ? Jones	4	17	5	2	0	0	0	—	1	0	.294	.294	.333
Sub ? Wills (1)	4	15	2	1	2	0	0	—	0	0	.133	.267	.133
Sub Lyman Drake	2	7	2	0	1	0	0	—	0	0	.286	.429	.286
Sub Alex Gardner	1	3	0	0	0	0	0	—	0	0	.000	.000	.000
	63	2166	434	248	61	24	6	—	100	16	.200	.259	.241

1B—Prince 43, King 12, Humphries 4, Swan 3, Barr 2

2B—Hawkes 38, Olin 12, Yewell 11, Fennelly 4

SS—Fennelly 60, Yewell 2, Morgan 2, Gladman 1

3B—Gladman 53, Yewell 7, Morgan 2, Swan 2, Murphy 1, Mullin 1

OF—Mullin 34, Morgan 31, Trumbull 15, Farley 14, Kiley 14, Humphries 12, Smith 12, Olin 11, Yewell 8, Beach 8, Goldsby 6, Hanna 6, Barr 5, Murphy 4, Wills 4, Jones 4, Hamill 3, Hawkes 2, Drake 2, Gladman 2

C—Humphries 35, Hanna 18, Morgan 12, Gardner 1

P—Barr 32, Hamill 19, Trumbull 10, Smith 3

	Pos	G	TC	PO	A	DP	E	PB	FA
Fennelly	SS	60	351	88	215	14	48	—	.863
Gladman	3B	53	191	62	90	5	39	—	.796
Prince	1B	43	435	405	4	19	26	—	.940

	Pos	G	TC	PO	A	DP	E	PB	FA
Hawkes	2B	38	247	124	103	10	20	—	.919
Humphries	C	35	281	198	52	6	31	44	.890
"	LF@	12	36	25	0	0	11	—	.694
Mullin	CF	34	61	47	6	0	8	—	.869
Barr	P	32	94	13	57	1	24	—	.745
Morgan	RF	31	64	46	4	1	14	—	.781
"	C	12	78	58	14	1	6	18	.923
Hamill	P	19	62	14	31	0	17	—	.726
Hanna	C	18	143	94	31	1	18	34	.874
Trumbull	OF@	15	29	20	4	1	5	—	.828
"	P	10	33	4	20	0	9	—	.727
Farley	LF	14	30	24	2	1	4	—	.867
Kiley	CF@	14	28	15	1	0	12	—	.571
Olin	2B	12	71	30	25	2	16	—	.775
"	RF@	11	21	15	2	1	4	—	.810
King	1B	12	137	121	4	6	12	—	.912
Smith	LF@	12	34	18	9	4	7	—	.794
Yewell	2B	11	78	30	39	6	9	—	.885
		63	2816	1630	786	40	400	102	.858

	G	IP	H	GS	CG	W	L	SO	BB	Sh	Sv	ERA	HB	WP	HR
Bob Barr (1)	32	281	311	32	32	9	23	138	31	2	0	3.46	13	26	9
John Hamill	19	156.2	197	19	18	2	17	50	43	1	0	4.48	5	18	8
Ed Trumbull	15	84	108	10	10	1	9	43	31	0	0	4.71	1	15	4
Edgar Smith	3	22	27	2	2	0	2	4	5	0	0	4.91	1	4	0
		543.2	643	63	62	12	51	235	110	3	0	4.01	20	63	21

UNION ASSOCIATION

	G	W	L	Pct	H	R	GB	Attendance
1. St. Louis Maroons	114	94	19	.832	50-6	44-13	—	116,000
@ Milwaukee Brewers	12	8	4	.667	8-4	0-0	35.5	10,000
2. Cincinnati Outlaw Reds	105	69	36	.657	35-17	34-19	21	41,000
3. Baltimore	106	58	47	.552	29-21	29-26	32	45,000
4. Boston Reds	111	58	51	.532	34-23	24-28	34	28,000
5. Chicago-Pittsburgh	93	41	50	.451	21-18	20-32	42	28,000
6. Washington Nationals	115	47	66	.416	36-27	11-38	46.5	56,000
@ Philadelphia Keystones	67	21	46	.313	13-21	8-25	50	19,000
@ St. Paul Apostles	9	2	6	.250	0-0	2-6	39.5	—
@ Altoona Mountain Cities	25	6	19	.240	6-12	0-7	44	11,000
7. Kansas City Cowboys	81	16	62	.205	11-23	5-40	61	54,000
@ Wilmington Quicksteps	18	2	16	.111	1-6	1-10	44.5	3,000

@ Did not play enough games to qualify for the pennant

	StL	Mil	Cin	Bal	Bos	CP	Was	Phi	StP	Alt	KC	Wil	Tot
St. Louis	—	*	12	14	8	14	13	8	2	8	11	4	94
Milwaukee	*	—	*	3	2	*	3	*	*	*	*	*	8
Cincinnati	4	*	—	10	11	8	10	9	3	3	9	2	69
Baltimore	1	1	4	—	10	7	11	10	*	3	10	1	58
Boston	8	2	5	5	—	4	12	8	*	1	8	5	58
Chicago-Pitts	2	*	7	5	8	—	4	3	*	*	12	*	41
Washington	3	1	6	5	4	8	—	7	*	1	8	4	47
Philadelphia	0	*	0	2	3	5	4	—	*	3	4	*	21

THE ANNUAL RECORD

	StL	Mil	Cin	Bal	Bos	CP	Was	Phi	StP	Alt	KC	Wil	Tot
St. Paul	1	*	0	*	*	*	*	*	—	*	1	*	2
Altoona	0	*	0	1	1	*	3	1	*	—	*	*	6
Kansas City	0	*	1	2	4	4	4	0	1	*	—	*	16
Wilmington	0	*	1	0	0	*	1	*	*	*	*	—	2
	19	4	36	47	51	50	65	46	6	19	63	16	422

* Teams did not play each other

SEASON LEADERS*

Batting Average (250 ABs)

1. Dunlap, St. Louis	.412
2. Hoover, Philadelphia	.364
3. O. Shaffer, St. Louis	.360
4. Moore, Washington	.336
5. J. Gleason, St. Louis	.324

Slugging Average

1. Dunlap, St. Louis	.621
2. O. Shaffer, St. Louis	.501
3. Hoover, Philadelphia	.495
4. D. Burns, Cincinnati	.457
5. E. Crane, Boston	.451

On-Base Percentage

1. Dunlap, St. Louis	.448
2. O. Shaffer, St. Louis	.398
3. Hoover, Philadelphia	.390
4. Moore, Washington	.363
5. J. Gleason, St. Louis	.361

Total Bases

1. Dunlap, St. Louis	279
2. O. Shaffer, St. Louis	234
3. D. Rowe, St. Louis	208
4. E. Crane, Boston	193
5. Seery, Baltimore-KC	192

Home Runs

1. Dunlap, St. Louis	13
2. E. Crane, Boston	12
3. Levis, Baltimore-Wash	5
4. Eight with	4

Bases on Balls

1. Y. Robinson, Baltimore	37
2. O. Shaffer, St. Louis	30
3. Dunlap, St. Louis	29
4. Harbidge, Cincinnati	25
5. J. Gleason, St. Louis	23

Hits

1. Dunlap, St. Louis	185
2. O. Shaffer, St. Louis	168
3. Moore, Washington	155
4. Seery, Baltimore-KC	146
5. D. Rowe, St. Louis	142

Runs

1. Dunlap, St. Louis	160
2. O. Shaffer, St. Louis	130
3. Seery, Baltimore-KC	115
4. Y. Robinson, Baltimore	101
5. D. Rowe, St. Louis	95

OPS

1. Dunlap, St. Louis	1.069
2. O. Shaffer, St. Louis	.899
3. Hoover, Philadelphia	.885
4. J. Gleason, St. Louis	.802
5. Moore, Washington	.777

* RBI leaders unavailable.

PITCHING

Wins

1. B. Sweeney, Baltimore	40
2. H. Daily, CP-Washington	28
3. Taylor, St. Louis	25
Bradley, Cincinnati	25
5. C. Sweeney, St. Louis	24

Losses

1. Bakely, Phila-Wilm-KC	30
2. H. Daily, CP-Washington	28
3. B. Sweeney, Baltimore	21
4. Voss, Washington-KC	20
5. Wise, Washington	18

Innings

1. B. Sweeney, Baltimore	538
2. H. Daily, CP-Washington	500.2
3. Bakely, Phila-Wilm-KC	394.2
4. Wise, Washington	364.1
5. Bradley, Cincinnati	342

Complete Games

1. B. Sweeney, Baltimore	58
2. H. Daily, CP-Washington	56
3. Bakely, Phila-Wilm-KC	43
4. Bradley, Cincinnati	36
5. Shaw, Boston	35

Strikeouts

1. H. Daily, CP-Washington	483
2. B. Sweeney, Baltimore	374
3. Shaw, Washington	309
4. Wise, Washington	268
5. Burke, Boston	255

Winning Pct. (20 decisions)

1. Jim McCormick, Cincinnati	.875
2. Taylor, St. Louis	.862
3. C. Sweeney, St. Louis	.774
4. B. Sweeney, Baltimore	.656
5. Bradley, Cincinnati	.625

ERA (Minimum 100 Innings)

1. Jim McCormick, Cincinnati	1.54
2. Taylor, St. Louis	1.68
3. Boyle, St. Louis	1.74
4. Shaw, Boston	1.77
5. C. Sweeney, St. Louis	1.83

Lowest OOBP

1. Jim McCormick, Cincinnati	.202
2. C. Sweeney, St. Louis	.207
3. Shaw, Boston	.212
4. Boyle, St. Louis	.215
5. Werden, St. Louis	.235

Lowest OBA

1. Jim McCormick, Cincinnati	.188
Shaw, Boston	.188
3. C. Sweeney, St. Louis	.197
4. Boyle, St. Louis	.202
5. Werden, St. Louis	.205

FIELDING

Putouts		Assists		Fielding Average	
1B					
Schoeneck, CP-Baltimore	1063	Quinn, St. Louis	33	Schoeneck, CP-Baltimore	.957
Quinn, St. Louis	1033	Schoeneck, CP-Baltimore	31	Levis, Baltimore-Wash	.955
Levis, Baltimore-Wash	933	Levis, Baltimore-Wash	24	Quinn, St. Louis	.945
2B					
Dunlap, St. Louis	341	Dunlap, St. Louis	300	Dunlap, St. Louis	.926
Evers, Washington	326	Evers, Washington	296	Phelan, Baltimore	.872
Phelan, Baltimore	272	T. O'Brien, Boston	267	Evers, Washington	.869
3B					
Jerry McCormick, Phila-Wash	132	J. Irwin, Boston	191	Y. Robinson, Baltimore	.831
J. Irwin, Boston	117	J. Gleason, St. Louis	170	Jerry McCormick, Phila-Wash	.806
Y. Robinson, Baltimore	98	Y. Robinson, Baltimore	163	J. Irwin, Boston	.780
SS					
L. Say, Baltimore-KC	128	L. Say, Baltimore-KC	301	W. Hackett, Boston	.855
W. Hackett, Boston	126	W. Hackett, Boston	294	L. Say, Baltimore-KC	.808
Whitehead, St. Louis-KC	85	Whitehead, St. Louis-KC	292	Whitehead, St. Louis-KC	.804
RF					
O. Shaffer, St. Louis	110	O. Shaffer, St. Louis	24	O. Shaffer, St. Louis	.870
E. Crane, Boston	74	E. Crane, Boston	21	No other qualifiers	
Hawes, Cincinnati	74	B. Wise, Washington	21		
CF					
D. Rowe, St. Louis	146	Slattery, Boston	26	D. Rowe, St. Louis	.947
Slattery, Boston	140	Harbidge, Cincinnati	24	Harbidge, Cincinnati	.906
Harbidge, Cincinnati	101	Kienzle, Philadelphia	18	Slattery, Boston	.802
LF					
Seery, Baltimore-KC	157	Seery, Baltimore-KC	26	Seery, Baltimore-KC	.828
Moore, Washington	134	Sylvester, Cincinnati	23	Moore, Washington	.806
Sylvester, Cincinnati	110	Moore, Washington	16	Sylvester, Cincinnati	.792
C					
G. Baker, St. Louis	435	Fusselbach, Baltimore	137	Krieg, Chicago/Pittsburgh	.930
Krieg, Chicago/Pittsburgh	429	L. Brown, Boston	117	Fusselbach, Baltimore	.912
L. Brown, Boston	414	Krieg, Chicago/Pittsburgh	115	G. Baker, St. Louis	.897
P					
Bakely, Phila-Wilm-KC	44	B. Sweeney, Baltimore	133	C. Sweeney, St. Louis	.943
D. Burns, Cincinnati	34	H. Daily, CP-Washington	106	G. Bradley, Cincinnati	.912
G. Bradley, Cincinnati	33	Wise, Washington	98	Jim McCormick, Cincinnati	.900
Double Plays		Errors		TC/Game	
1B					
Quinn, St. Louis	55	Quinn, St. Louis	62	Levis, Baltimore-KC	11.4
Levis, Baltimore-KC	33	Schoeneck, CP- Baltimore	49	Quinn, St. Louis	11.3
Schoeneck, CP-Baltimore	30	Levis, Baltimore-KC	45	Schoeneck, CP- Baltimore	10.8
2B					
Dunlap, St. Louis	54	Evers, Washington	94	Dunlap, St. Louis	6.9
Phelan, Baltimore	33	T. O'Brien, Boston	90	Evers, Washington	6.6
Evers, Washington	28	Phelan, Baltimore	77	S. Crane, Cincinnati	6.4
3B					
Jerry McCormick, Phila-Wash	13	J. Irwin, Boston	87	Y. Robinson, Baltimore	4.4
J. Gleason, St. Louis	11	J. Gleason, St. Louis	80	Jerry McCormick, Phila-Wash	4.1
Y. Robinson, Baltimore	10	Jerry McCormick, Phila-Wash	70	J. Irwin, Boston	3.76

THE ANNUAL RECORD

Double Plays		Errors		TC/Game	
SS					
L. Say, Baltimore-KC	19	L. Say, Baltimore-KC	102	L. Say, Baltimore-KC	5.6
Whitehead, St. Louis-KC	19	Whitehead, St. Louis-KC	87	W. Hackett, Boston	4.8
W. Hackett, Boston	12	W. Hackett, Boston	71	Whitehead, St. Louis-KC	4.7
RF					
Wise, Washington	5	E. Crane, Boston	20	O. Shaffer, St. Louis	1.5
E. Crane, Boston	3	O. Shaffer, St. Louis	20	No other qualifiers	
O. Shaffer, St. Louis	3	B. Wise, Washington	19		
Flynn, Philadelphia	3				
CF					
D. Rowe, St. Louis	5	Slattery, Boston	41	Slattery, Boston	2.2
Wyman, Kansas City	3	Kienzle, Philadelphia	31	D. Rowe, St. Louis	1.8
Slattery, Boston	3	Wyman, Kansas City	18	Harbidge, Cincinnati	1.7
LF					
Moore, Washington	4	Seery, Baltimore-KC	38	Seery, Baltimore-KC	2.10
B. McLaughlin, KC	4	Sylvester, Cincinnati	35	Sylvester, Cincinnati	2.07
Seery, Baltimore-KC	3	Moore, Washington	33	Moore, Washington	1.7
C					
G. Baker, St. Louis	11	E. Crane, Boston	64	Krieg, Chicago/Pittsburgh	11.2
L. Brown, Boston	6	G. Baker, St. Louis	63	Fusselbach, Baltimore	10.5
Fusselbach, Baltimore	5	L. Brown, Boston	50	G. Baker, St. Louis	9.0
		Fusselbach, Baltimore	50		

Leaders in Passed Balls: Fusselbach, Baltimore (74); Gillen, Philadelphia (73); J. Kelly, Cincinnati-Wash (69); Crane, Boston (69)

P					
C. Sweeney, St. Louis	4	E. Cranes, Boston	64	C. Sweeney, St. Louis	3.2
Bakely, Phila-Wilm-KC	4	B. Sweeney, Baltimore	34	B. Sweeney, Baltimore	3.1
G. Bradley, Cincinnati	3	Bakely, Phila-Wilm-KC	30	G. Bradley, Cincinnati	3.0
		Wise, Washington	22		

ST. LOUIS

Ted Sullivan (28-3) Fred Dunlap (66-16)

Union Park (also known as Palace Park)

	G	AB	H	R	2B	3B	HR	RBI	BB	BA	SA	OBP
CF Dave Rowe	109	485	142	95	32	11	4	—	10	.293	.429	.307
RF Orator Shaffer	106	467	168	130	40	10	2	—	30	.360	.501	.398
2B Fred Dunlap	101	449	185	160	39	8	13	—	29	.412	.621	.448
1B Joe Quinn	103	429	116	74	21	1	0	—	9	.270	.324	.285
3B Jack Gleason	92	395	128	90	30	2	4	—	23	.324	.441	.361
SS Milt Whitehead (1)	99	393	83	61	15	1	1	—	8	.211	.262	.227
C George Baker	80	317	52	39	6	0	0	—	5	.164	.183	.177
UT Henry Boyle	65	262	68	41	10	3	4	—	9	.260	.366	.284
C Jack Brennan	56	231	50	38	6	1	0	—	12	.216	.251	.255
LF Buttercup Dickerson (1)	46	211	77	49	15	1	0	—	8	.365	.445	.388
P Billy Taylor (1)	43	186	68	44	23	1	3	—	7	.366	.548	.389
P Charlie Sweeney (2)	45	171	54	31	14	2	1	—	10	.316	.439	.354
P Perry Werden	18	76	18	7	2	0	0	—	2	.237	.263	.256
Sub Tom Dolan (2)	19	69	13	9	3	0	0	—	4	.188	.232	.233
P Charlie Hodnett	18	58	12	9	1	0	0	—	10	.207	.224	.324
Sub Fred Lewis (2)	8	30	9	6	1	0	0	—	3	.300	.333	.364
Sub Tom Ryder	8	28	7	4	1	0	0	—	2	.250	.286	.300
Sub Sleeper Sullivan	2	9	1	0	0	0	0	—	0	.111	.111	.111
P John Cattanach (2)	2	7	0	0	0	0	0	—	0	.000	.000	.000
Sub Dan Cronin (2)	1	5	0	0	0	0	0	—	0	.000	.000	.000
P C.V. Matteson	1	4	0	0	0	0	0	—	0	.000	.000	.000
Sub Ed Callahan (1)	1	3	0	0	0	0	0	—	0	.000	.000	.000
	114	4285	1251	887	259	41	32	—	181	.292	.394	.321

1B—Quinn 100, Taylor 10, Rowe 2, Boyle 1, Sweeney 1, Shaffer 1
 2B—Dunlap 100, Shaffer 7, Baker 4, Rowe 2, Whitehead 1, Boyle 1
 SS—Whitehead 94, Rowe 14, Baker 2, Boyle 1, Brennan 1, Quinn 1
 3B—Gleason 92, Brennan 7, Boyle 4, Dickerson 4, Dolan 3, Baker 3, Whitehead 1
 OF—Shaffer 100, Rowe 92, Boyle 43, Dickerson 42, Brennan 16, Sweeney 13, Ryder 8, Lewis 8, Werden 6, Hodnett 6,
 Baker 5, Taylor 4, Quinn 3, Dolan 2, Whitehead 2, Callahan 1, Cronin 1, Sullivan 1, Matterson 1, Dunlap 1
 C—Baker 68, Brennan 33, Dolan 14, Sullivan 1
 P—Taylor 33, Sweeney 33, Boyle 19, Werden 16, Hodnett 14, Cattnach 2, Matteson 1, Sullivan 1, Rowe 1, Whitehead 1,
 Dunlap 1

	Pos	G	TC	PO	A	DP	E	PB	FA
Dunlap	2B	100	692	341	300	54	51	—	.926
Quinn	1B	100	1128	1033	33	55	62	—	.945
Shaffer	RF	100	154	110	24	3	20	—	.870
Whitehead	SS	94	441	85	269	19*	87	—	.803
Rowe	CF	92	170	146	15	5	9	—	.947
"	SS	14	67	11	40	1	16	—	.761
Gleason	3B	92	345	95	170	11	80	—	.768
Baker	C	68	611	435	113	11	63	53	.897
Boyle	LF@	43	87	62	15	2	10	—	.885
"	P	19	38	7	26	2	5	—	.868
Dickerson	LF	42	86	65	12	2	9	—	.895
Sweeney	P	33	105	23	76	4	6	—	.943
"	CF@	13	18	15	2	0	1	—	.944
Taylor	P	33	78	17	51	2	10	—	.872
"	1B	10	83	77	2	1	4	—	.952
Brennan	C	33	248	147	74	2	27	37	.891
"	RF@	16	20	17	2	1	1	—	.950
Werden	P	16	56	14	36	1	6	—	.893
Dolan	C	14	136	99	23	1	14	16	.897
Hodnett	P	14	31	3	22	1	6	—	.806
		114	4946	2974	1418	79	554	107	.888

	G	IP	H	GS	CG	W	L	SO	BB	Sh	Sv	ERA	WP	HR
Charlie Sweeney (2)	33	271	207	32	31	24	7	192	13	2	0	1.83	9	2
Billy Taylor (1)	33	263	222	29	29	25	4	154	40	2	4	1.68	19	1
Henry Boyle	19	150	118	16	16	15	3	88	10	2	1	1.74	3	3
Perry Werden	16	141.1	113	16	12	12	1	51	22	1	0	1.97	5	1
Charlie Hodnett	14	121	121	14	12	12	2	41	16	1	0	2.01	8	1
John Cattnach (2)	2	17	12	2	2	1	1	13	4	0	0	2.12	5	0
Dave Rowe	1	9	10	1	1	1	0	2	0	0	0	2.00	0	0
Milt Whitehead (1)	1	8	14	1	1	0	1	2	2	0	0	9.00	2	0
C.V. Matteson	1	6	9	1	0	1	0	3	3	0	0	9.00	1	1
Sleeper Sullivan	1	6	10	1	0	1	0	3	0	0	0	4.50	0	0
Fred Dunlap	1	0.2	3	0	0	0	0	1	0	0	1	13.50	0	0
	993	838	113	104	92	19	550	110	8	6	1.96	52	9	

—2 forfeit Ws: vs Kansas City on Aug. 22 when Kansas City protested an umpire's decision and refused to continue despite being ahead and vs Washington on Oct. 11 when Washington demanded a new ball and refused to play with the old one—

MILWAUKEE

Tom Loftus

Wright Street Grounds

	G	AB	H	R	2B	3B	HR	RBI	BB	BA	SA	OBP
SS Tom Sexton	12	47	11	9	2	0	0	—	4	.234	.277	.294
3B Tom Morrissey	12	47	8	3	2	0	0	—	0	.170	.213	.170
2B Al Myers	12	46	15	6	6	0	0	—	0	.326	.457	.326

THE ANNUAL RECORD

	G	AB	H	R	2B	3B	HR	RBI	BB	BA	SA	OBP
1B Tom Griffin	11	41	9	5	2	0	0	—	3	.220	.268	.273
P Henry Porter	11	40	11	3	4	0	0	—	0	.275	.375	.275
C Cal Broughton	11	39	12	5	5	0	0	—	0	.308	.436	.308
RF Eddie Hogan	11	37	3	6	1	0	0	—	7	.081	.108	.227
LF Steve Behel	9	33	8	5	1	0	0	—	3	.242	.273	.306
CF Lady Baldwin	7	27	6	6	3	0	0	—	0	.222	.222	.222
P Anton Falch	5	18	2	0	0	0	0	—	0	.111	.111	.111
P Ed Cushman	4	11	1	1	0	0	0	—	2	.091	.091	.231
Sub George Bignell	4	9	2	4	0	0	0	—	1	.222	.222	.300
	12	395	87	53	26	0	0	—	20	.223	.286	.260

1B—Griffin 11, Porter 1
 2B—Myers 12
 SS—Sexton 12
 3B—Morrissey 12
 OF—Hogan 11, Behel 9, Broughton 5, Baldwin 5, Porter 4, Falch 3
 C—Broughton 7, Bignell 4, Falch 2
 P—Porter 6, Cushman 4, Baldwin 2

	Pos	G	TC	PO	A	DP	E	PB	FA
Myers	2B	12	66	26	30	1	10	—	.848
Sexton	SS	12	34	8	21	1	5	—	.853
Morrissey	3B	12	31	7	15	1	9	—	.710
Hogan	RF	11	31	16	9	1	6	—	.806
Griffin	1B	11	110	100	1	0	9	—	.918
		12	490	312	125	4	53	25	.892

	G	IP	H	GS	CG	W	L	SO	BB	Sh	Sv	ERA	WP	HR
Henry Porter	6	51	32	6	6	3	3	71	9	1	0	3.00	6	1
Ed Cushman #	4	36	10	4	4	4	0	47	3	2	0	1.00	1	0
Lady Baldwin	2	17	7	2	2	1	1	21	1	0	0	2.65	0	0
		104	49	12	12	8	4	139	13	2	0	2.25	7	1

No-hit game 5-0 vs Washington, September 28

CINCINNATI

Dan O'Leary (20-15) Sam Crane (49-21)

Bank Street Grounds

	G	AB	H	R	2B	3B	HR	RBI	BB	BA	SA	OBP
UT Dick Burns	79	350	107	84	17	12	4	—	5	.306	.457	.315
RF Bill Hawes	79	349	97	80	7	4	4	—	5	.278	.355	.288
CF Bill Harbidge	82	341	95	59	12	5	2	—	25	.279	.361	.328
LF Lew Sylvester	82	333	89	67	13	8	2	—	18	.267	.372	.305
2B Sam Crane	80	309	72	56	9	3	1	—	11	.233	.291	.259
SS Jack Jones	69	272	71	36	5	1	2	—	12	.261	.309	.292
P George Bradley	58	226	43	31	4	7	0	—	7	.190	.270	.215
3B Charlie Barber	55	204	41	38	1	4	0	—	11	.201	.245	.242
1B Martin Powell	43	185	59	46	4	2	1	—	13	.319	.378	.364
SS Jack Glasscock (2)	38	172	72	48	9	5	2	—	8	.419	.564	.444
C Kick Kelly (1)	38	142	40	23	5	1	1	—	6	.282	.352	.311
1B Mox McQuery	35	132	37	31	5	0	2	—	8	.280	.364	.321

	G	AB	H	R	2B	3B	HR	RBI	BB	BA	SA	OBP
Sub Dan O'Leary	32	132	34	14	0	2	1	—	5	.258	.311	.285
3B Elmer Cleveland	29	115	37	24	9	2	0	—	4	.322	.435	.345
P Jim McCormick (2)	27	110	27	12	3	1	0	—	0	.245	.291	.245
C Pop Schwartz	29	106	25	14	4	0	1	—	3	.236	.302	.257
C Fatty Briody (2)	22	89	30	11	2	2	0	—	1	.337	.404	.344
Sub Joe Crotty	21	84	22	11	4	2	1	—	1	.262	.393	.271
SS Frank McLaughlin (1)	16	67	16	10	4	1	2	—	2	.239	.418	.261
Sub Ed Kennedy	13	48	10	6	1	1	0	—	1	.207	.271	.224
Sub Fred Robinson	3	13	3	1	0	0	0	—	0	.231	.231	.231
Sub John Ewing (1)	1	4	0	0	0	0	0	—	0	.000	.000	.000
Sub Lew Meyers	2	3	0	1	0	0	0	—	1	.000	.000	.250
	105	3786	1027	703	118	63	26	—	147	.271	.356	.298

1B—Powell 43, McQuery 35, Hawes 21, Bradley 2, Harbidge 2

2B—Crane 80, Jones 19, Robinson 3, Glasscock 2

SS—Jones 41, Glasscock 36, McLaughlin 16, Bradley 5, Kennedy 4, Harbidge 3, Burns 2, Sylvester 2

3B—Barber 55, Cleveland 29, Jones 10, Kennedy 8, Robinson 3, Schwartz 1

OF—Sylvester 81, Harbidge 80, Hawes 58, Burns 44, O'Leary 32, Bradley 16, Schwartz 3, McCormick 3, Kelly 2, Meyers 1, Ewing 1, Kennedy 1

C—Kelly 37, Schwartz 25, Briody 22, Crotty 21, Meyers 2

P—Bradley 41, Burns 40, McCormick 26, Sylvester 6

	Pos	G	TC	PO	A	DP	E	PB	FA
Sylvester	LF	81	168	110	23	2	35	—	.792
Crane	2B	80	514	224	217	27	73	—	.858
Harbidge	CF	80	138	101	24	2	13	—	.906
Hawes	RF	58	98	74	7	0	17	—	.827
"	1B	21	213	200	3	4	10	—	.953
Barber	3B	55	215	68	112	4	35	—	.837
Burns	RF@	44	75	53	9	1	13	—	.827
"	P	40	119	34	72	0	13	—	.891
Powell	1B	43	504	463	11	19	30	—	.940
Jones	SS	41	226	54	140	9	32	—	.858
"	2B	19	108	42	46	6	20	—	.815
"	3B	10	29	8	14	1	7	—	.759
Bradley	P	41	125	33	81	3	11	—	.912
"	LF@	16	31	23	2	0	6	—	.806
Kelly	C	37	312	210	60	3	42	65	.865
Glasscock	SS	36	171	45	107	4	19	—	.889
McQuery	1B	35	356	340	8	9	8	—	.978
O'Leary	CF@	32	65	48	8	0	9	—	.862
Cleveland	3B	29	121	48	54	0	19	—	.843
McCormick	P	26	70	13	50	1	7	—	.900
Schwartz	C	25	227	155	35	1	37	34	.837
Briody	C	22	246	194	38	1	14	7	.943
Crotty	C	21	135	90	31	0	14	29	.896
McLaughlin	SS	16	73	21	33	3	19	—	.740
		105	4515	2742	1241	45	532	137	.882

	G	IP	H	GS	CG	W	L	SO	BB	Sh	Sv	ERA	WP	HR
George Bradley	41	342	350	38	36	25	15	168	23	3	0	2.71	12	6
Dick Burns #	40	329.2	298	40	34	23	15	167	47	1	0	2.46	17	7
Jim McCormick (2)	24	210	151	24	24	21	3	161	14	7	0	1.54	3	3

THE ANNUAL RECORD

	G	IP	H	GS	CG	W	L	SO	BB	Sh	Sv	ERA	WP	HR
Lew Sylvester	6	32.2	32	1	1	0	1	7	6	0	1	3.58	0	1
—2 forfeit Ls: vs Baltimore on July 5 when Cincinnati refused to play after umpire Sullivan arrived late at the game and vs Boston on Oct. 11 when Cincinnati failed to appear at its own park—														
	914.1	831	103	95	69	34	503	90	11	1	2.38	32	17	

No-hit game 3-1 vs Kansas City, August 26

BALTIMORE

Charlie Levis (53-35) Bill Henderson (5-12)

Union Park

	G	AB	H	R	2B	3B	HR	RBI	BB	BA	SA	OBP
LF Emmett Seery (1)	105	463	144	113	25	7	2	—	20	.311	.408	.340
3B Yank Robinson	102	415	111	101	24	4	3	—	37	.267	.366	.327
2B Dick Phelan	101	402	99	63	13	3	3	—	12	.246	.316	.268
1B Charlie Levis (1)	87	373	85	59	11	4	5	—	3	.228	.319	.234
SS Lou Say (1)	78	339	81	65	14	2	2	—	11	.239	.310	.263
C Ed Fusselbach	68	303	86	60	16	3	1	—	3	.284	.366	.291
P Bill Sweeney	74	296	71	35	7	0	0	—	9	.240	.264	.262
C Rooney Sweeney	48	186	42	37	7	1	0	—	15	.226	.274	.284
CF Ned Cuthbert	44	168	34	29	5	0	0	—	10	.202	.232	.247
RF Bernie Graham (2)	41	167	45	21	11	0	0	—	2	.269	.335	.278
Sub Henry Oberbeck (1)	33	125	23	19	4	0	0	—	3	.184	.216	.203
P Tom Lee (2)	21	82	23	11	1	0	0	—	5	.280	.293	.322
Sub John O'Brien	18	77	19	7	1	1	0	—	2	.247	.286	.266
Sub Harry Wheeler (4)	17	69	18	3	2	0	0	—	0	.261	.290	.261
Sub Jumbo Schoeneck (2)	16	60	15	5	2	0	0	—	0	.250	.283	.250
Sub Joe Battin (3)	17	59	6	3	1	0	0	—	0	.102	.119	.102
Sub ? Scott	13	53	12	10	1	1	1	—	2	.171	.171	.216
P Ed Smith	10	35	6	2	0	0	0	—	2	.171	.171	.216
P Al Atkinson (3)	8	29	4	3	1	0	0	—	1	.138	.172	.167
Sub Joe Ellick (3)	7	27	4	2	0	0	0	—	2	.148	.148	.207
P John Ryan	8	25	2	2	0	0	0	—	2	.080	.080	.148
Sub Joe Stanley	6	21	5	3	1	0	0	—	0	.238	.286	.238
P Frank Beck (2)	5	20	2	1	1	0	0	—	0	.100	.150	.100
P Chris McFarland	3	14	3	2	1	0	0	—	0	.214	.286	.214
Sub John Cuff	3	11	1	1	1	0	0	—	1	.091	.182	.167
Sub Taylor Shaffer (3)	3	13	1	1	0	0	0	—	0	.077	.077	.077
Sub Tony Suck (2)	3	10	3	2	0	0	0	—	0	.300	.300	.300
Sub Pat Morgan (2)	2	9	2	1	0	0	0	—	1	.222	.222	.300
Sub Frank Bahret	2	8	0	0	0	0	0	—	0	.000	.000	.000
Sub Pat Burns (2)	1	4	2	0	0	0	0	—	0	.500	.500	.500
Sub Gid Gardner (3)	1	4	1	0	0	0	0	—	0	.250	.250	.250
P ? Smith	1	4	1	1	0	0	0	—	0	.250	.250	.250
Sub Alexander Skinner (1)	1	3	1	0	0	0	0	—	0	.333	.333	.333
Sub Bill Tierney	1	3	1	0	0	0	0	—	1	.333	.333	.500
P Jerry Dorsey	1	3	0	0	0	0	0	—	0	.000	.000	.000
P E. Morris	1	3	0	0	0	0	0	—	0	.000	.000	.000
	106	3883	952	662	150	26	17	—	144	.245	.310	.272

1B—Levis 87, Schoeneck 15, Burns 1, B. Sweeney 1, Graham 1
 2B—Phelan 100, B. Sweeney 6, Robinson 3, Lee 2, Morgan 1
 SS—Say 78, Robinson 14, Ellick 6, Fusselbach 5, Gardner 1, Lee 1, Schoeneck 1, B. Sweeney 1
 3B—Robinson 71, Battin 17, Oberbeck 8, Fusselbach 6, Phelan 5, Lee 3, Seery 2, Scott 1, R. Sweeney 1
 OF—Seery 104, Cuthbert 44, Graham 40, Oberbeck 28, O'Brien 18, Wheeler 17, R. Sweeney 16, Scott 13, B. Sweeney 11, Stanley 6, E. Smith 5, Lee 6, Beck 4, Fusselbach 4, McFarland 3, Shaffer 3, Ryan 2, Bahret 2, Skinner 1, Morgan 1, Tierney 1, Ellick 1, Dorsey 1, Morris 1, Phelan 1

C—Fusselbach 54, R. Sweeney 33, Robinson 11, Cuff 3, Seery 3, Suck 3, Morgan 1
 P—B. Sweeney 62, Lee 15, Robinson 11, E. Smith 9, Atkinson 8, Ryan 6, Beck 2, Oberbeck 2, ? Smith 1, Morris 1, Dorsey 1,
 McFarland 1

	Pos	G	TC	PO	A	DP	E	PB	FA
Seery	LF	104	221	157	26	3	38	2	.828
Phelan	2B	100	600	272	251	33	77	—	.872
Levis	1B	87	992	923	24	33	45	—	.955
Robinson	3B	71	314	98	163	10	53		.831
"	SS	14	78	23	40	1	15		.808
"	C	11	118	84	20	2	14	15	.881
"	P	11	11	3	4	0	4		.636
Say	SS	78	424*	103*	234*	16*	87*	—	.795
B. Sweeney	P	62	192	25	133	3	34	—	.823
"	RF@	16	23	11	1	0	11		.522
Fusselbach	C	54	565	378	137	5	50	74	.912
Cuthbert	CF	44	68	41	10	0	17	—	.750
Graham	RF	40	86	60	10	2	16	—	.814
R. Sweeney	C	33	290	207	59	1	24	44	.917
"	RF@	16	23	11	1	0	11		.522
Oberbeck	CF@	28	49	33	10	1	6	—	.878
O'Brien	CF@	18	37	29	3	2	5	—	.865
Wheeler	RF@	17	27	18	4	0	5	—	.815
Battin	3B	17	64	17	35	1	12	—	.813
Lee	P	15	40	7	28	1	5	—	.875
Schoeneck	1B	15	151*	138*	7	3	6	—	.960*
Scott	RF@	13	11	9	1	1	1	—	.909
		106	4829	2837	1376	53	616	156	.872

	G	IP	H	GS	CG	W	L	SO	BB	Sh	Sv	ERA	WP	HR
Bill Sweeney	62	538	522	60	58	40	21	374	74	4	0	2.59	43	13
Tom Lee (2)	15	122	121	14	12	5	8	81	29	0	0	3.39	24	1
Yank Robinson	11	75	96	3	3	3	3	61	18	0	0	3.48	7	1
Al Atkinson (3)	8	69.2	60	8	8	3	5	50	12	0	0	2.33	7	4
Ed Smith	9	62	83	8	5	3	4	13	17	0	0	3.48	6	2
John Ryan	6	51	61	6	5	3	2	33	16	0	0	3.35	5	1
Frank Beck (2)	2	9	17	2	1	0	2	7	4	0	0	8.00	5	0
Henry Oberbeck (1)	2	6	9	1	0	0	0	1	2	0	0	3.00	1	0
? Smith	1	6	15	1	0	0	0	2	2	0	0	9.00	0	0
Jerry Dorsey	1	4	7	1	0	0	1	3	0	0	0	9.00	0	1
Chris McFarland	1	3	9	1	0	0	1	3	1	0	0	15.00	2	1
E. Morris	1	1	2	0	0	0	0	0	2	0	0	9.00	2	0

—1 forfeit W vs Cincinnati on July 5—

946.2 1002 105 92 57 47 628 177 4 0 3.01 102 **24**

BOSTON

Tim Murnane

Dartmouth Grounds (also known as Union Park)

	G	AB	H	R	2B	3B	HR	RBI	BB	BA	SA	OBP
2B Tom O'Brien	103	449	118	80	31	8	4	—	12	.263	.394	.282
3B John Irwin	105	432	101	81	22	6	1	—	15	.234	.319	.260
RF Cannonball Crane	101	428	122	83	23	6	12	—	14	.285	.451	.308
SS Walter Hackett	103	415	101	71	19	0	1	—	7	.243	.296	.282
CF Mike Slattery	106	413	86	60	6	2	0	—	4	.208	.232	.216
C Lew Brown	85	325	75	50	18	3	1	—	13	.231	.314	.260
1B Tim Murnane	76	311	73	55	5	2	0	—	22	.235	.264	.285

THE ANNUAL RECORD

	G	AB	H	R	2B	3B	HR	RBI	BB	BA	SA	OBP
LF Frank Butler	71	255	43	36	15	0	0	—	12	.169	.227	.206
Sub Tommy McCarthy	53	209	45	37	2	2	0	—	6	.215	.244	.237
P James Burke	47	184	41	21	8	3	0	—	6	.223	.299	.247
P Tommy Bond (1)	37	162	48	21	8	0	0	—	4	.296	.346	.313
P Dupee Shaw (2)	44	153	37	13	8	0	0	—	5	.242	.294	.266
Sub Jim McKeever	18	66	9	13	0	0	0	—	0	.136	.136	.136
Sub Joe Flynn	9	31	7	4	2	0	0	—	2	.226	.290	.273
Sub Pat Scanlon	6	24	7	2	1	0	0	—	0	.292	.333	.292
P Fred Tenney (2)	4	17	2	1	0	0	0	—	0	.118	.118	.118
Sub Ed Callahan (3)	4	13	5	2	0	0	0	—	1	.385	.385	.429
P Charlie Daniels	3	11	3	1	0	0	0	—	2	.273	.273	.385
Sub Charlie Reilley	3	11	0	1	0	0	0	—	1	.000	.000	.083
Sub Henry Mullin (2)	2	8	0	1	0	0	0	—	0	.000	.000	.000
Sub Art Sladen	2	7	0	0	0	0	0	—	0	.000	.000	.000
Sub Clarence Dow	1	6	2	1	0	0	0	—	0	.333	.333	.333
Sub John Rudderham	1	4	1	0	0	0	0	—	0	.250	.250	.250
Sub Elias Peak (1)	1	3	2	2	0	0	0	—	1	.667	.667	.750
Sub ? Murphy	1	3	0	0	0	0	0	—	1	.000	.000	.250
	111	3940	928	636	168	32	19	—	128	.236	.309	.260

1B—Murnane 63, Brown 33, Slattery 11, Crane 5, O'Brien 2, Flynn 1

2B—O'Brien 99, Butler 12

SS—Hackett 103, Butler 6

3B—Irwin 105, Butler 2, Reilley 1, Bond 1

OF—Slattery 96, Crane 57, Butler 53, McCarthy 48, Bond 17, Murnane 16, Burke 13, Shaw 9, Scanlan 6, McKeever 4,

Flynn 4, Callahan 4, O'Brien 3, Mullin 2, Reilley 2, Sladen 2, Brown 2, Brown 2, Peak 1, Murphy 1, Rudderham 1, Dow 1, Daniels 1

C—Brown 54, Crane 42, McKeever 12, Flynn 7, Murphy 1, O'Brien 1

P—Shaw 39, Burke 38, Bond 23, McCarthy 7, Crane 4, Tenney 4, Daniels 2, Brown 1

	Pos	G	TC	PO	A	DP	E	PB	FA
Irwin	3B	105	395	117	191	7	87	—	.780
Hackett	SS	103	491	126	294	12	71	—	.855
O'Brien	2B	99	614	257	267	23	90	2	.853
Slattery	CF	96	207	140	26	3	41	—	.802
"	1B	11	102	91	5	4	6	—	.941
Murnane	1B	63	626	588	7	8	31	—	.950
"	LF@	16	22	15	3	0	4	—	.818
Crane	RF	57	115	74	21	3	20	69	.826
"	C	42	390	252	74	2	64	—	.836
Brown	C	54	581	414	117	6	50	65	.914
"	1B	33	354	322	11	9	21	—	.941
Butler	LF	53	79	56	8	1	15	—	.810
"	2B	12	58	29	25	0	4	—	.931
McCarthy	RF@	48	63	39	11	1	13	—	.794
Shaw	P	39	94	18	59	1	17	—	.819
Burke	P	38	69	13	45	2	11	—	.841
"	CF@	13	18	7	5	1	6	—	.667
Bond	P	23	73	8	55	2	10	—	.863
"	LF@	17	18	14	2	0	2	—	.889
McKeever	C	12	122	94	12	1	16	24	.869
		111	4796	2851	1312	39	633	170	.868

	G	IP	H	GS	CG	W	L	SO	BB	Sh	Sv	ERA	WP	HR
James Burke	38	322	326	36	34	19	15	255	31	0	0	2.85	15	10
Dupee Shaw (2)	39	315.2	227	38	35	21	15	309	37	5	0	1.77	40	1

	G	IP	H	GS	CG	W	L	SO	BB	Sh	Sv	ERA	WP	HR
Tommy Bond (1)	23	189	189	21	19	13	9	128	14	0	0	3.00	33	3
Tommy McCarthy	7	56	73	6	0	0	7	18	14	0	0	4.82	10	2
Fred Tenney (2)	4	35	31	4	4	3	1	18	5	0	0	2.31	4	0
Cannonball Crane	2	18	17	2	1	0	2	13	6	0	0	4.00	4	1
Charlie Daniels	2	16	20	2	2	0	2	12	2	0	0	4.32	1	0
Lew Brown	1	1	6	0	0	0	0	0	1	0	1	36.00	0	0
—2 forfeit Ws: vs Wilmington on Aug. 25; vs Cincinnati on Oct 11—														
	953.1	885	109	100	56	51	753	110	5	1	2.70	107	17	

CHICAGO/PITTSBURGH

(CHICAGO) Ed Hengle (PITTSBURGH) Joe Battin (1-5) Joe Ellick (6-6)

(CHICAGO) Thirty-ninth Street Grounds (PITTSBURGH) Exposition Park I

	G	AB	H	R	2B	3B	HR	RBI	BB	BA	SA	OBP
RF Joe Ellick (1)	92	394	93	71	11	0	0	—	16	.236	.264	.266
1B Jumbo Schoeneck (1)	90	366	116	66	22	2	2	—	12	.317	.404	.339
LF Charlie Householder	81	310	74	32	12	5	1	—	8	.239	.319	.258
C Bill Krieg	71	279	69	35	15	4	0	—	11	.247	.330	.276
P Hugh Daily (1)	59	196	43	21	6	1	0	—	8	.219	.264	.250
Sub Tony Suck (1)	53	188	28	18	2	0	0	—	13	.149	.160	.204
CF Charlie Briggs	49	182	31	29	8	2	1	—	11	.170	.253	.218
Sub Harry Wheeler (3)	37	158	36	29	5	3	1	—	4	.228	.316	.247
Sub Gid Gardner (2)	38	149	38	22	10	2	0	—	10	.255	.349	.302
Sub Steve Matthias	37	142	39	24	7	1	0	—	5	.275	.338	.299
C Emil Gross	23	95	34	13	6	2	4	—	6	.358	.589	.396
2B Moxie Hengle (1)	19	74	15	9	2	1	0	—	3	.203	.257	.234
3B Will Foley	19	71	20	15	1	1	0	—	5	.282	.324	.329
Sub Chippy McGarr	19	70	11	10	2	0	0	—	0	.157	.186	.157
Sub Joe Battin (2)	18	69	13	8	2	0	0	—	0	.188	.217	.188
P Al Atkinson (2)	19	68	14	4	0	0	0	—	0	.206	.265	.206
P John Horan	20	68	6	3	0	0	0	—	1	.088	.088	.101
Sub Frank McLaughlin (2)	15	67	16	11	4	1	0	—	1	.239	.328	.250
Sub Charlie Baker	15	57	8	5	2	0	1	—	0	.140	.228	.140
Sub George Strief (3)	15	53	11	6	5	0	0	—	3	.208	.302	.250
P Jack Leary (2)	10	40	7	0	1	0	0	—	0	.175	.200	.175
Sub Charlie Berry (3)	7	27	3	4	2	0	0	—	0	.111	.185	.111
Sub Frank Bishop	4	16	3	1	1	0	0	—	0	.188	.250	.188
P Frank Foreman (1)	3	11	1	0	0	0	0	—	0	.091	.091	.091
Sub Frank Wyman (2)	2	8	3	1	0	0	0	—	0	.375	.375	.375
Sub Phillip Coridan	2	7	1	1	0	0	0	—	0	.143	.143	.143
Sub Bernie Graham (1)	1	5	1	2	0	0	0	—	0	.200	.200	.200
P Cyclone Miller (1)	1	4	1	1	0	0	0	—	0	.250	.250	.250
Sub Dan Cronin (1)	1	4	1	1	0	0	0	—	0	.250	.250	.250
Sub ? Richardson	1	4	0	0	0	0	0	—	0	.000	.000	.000
Sub Charlie Fisher (2)	1	3	2	1	0	0	0	—	1	.667	.667	.750
Sub Alexander Skinner (2)	1	3	1	1	0	0	0	—	0	.333	.333	.333
Sub Harry Koons (2)	1	3	0	0	0	0	0	—	0	.000	.000	.000
Sub Kid Baldwin (2)	1	1	1	0	0	0	0	—	0	1.000	1.000	1.000
	93	3212	742	438	127	26	10	—	119	.231	.296	.258

1B—Schoeneck 90, Wyman 2, Cronin 1, Krieg 1

2B—Hengle 19, Strief 15, McLaughlin 14, McGarr 13, Briggs 12, Berry 7, Ellick 4, Leary 4, Coridan 2, Baker 1, Gardner 1, Daily 1, Richardson 1, Cronin 1

SS—Matthias 36, Ellick 33, Suck 15, Gardner 8, Householder 3, Briggs 3, Baker 3, McLaughlin 1, Bishop 1, Daily 1, Krieg 1

3B—Householder 41, Foley 19, Battin 18, Gardner 8, Bishop 3, Leary 3, Koons 1, Fisher 1, Suck 1

OF—Ellick 57, Householder 40, Briggs 37, Wheeler 37, Gardner 29, Krieg 20, Suck 12, Baker 11, Horan 10, Gross 9,

McGarr 6, Atkinson 3, Leary 3, Matthias 2, Foreman 2, Daily 2, Cady 2, Graham 1, Skinner 1, Coridan 1, McLaughlin 1

C—Krieg 52, Suck 28, Gross 15, Baldwin 1

P—Daily 56, Atkinson 16, Horan 13, Cady 4, Foreman 3, Leary 2, Householder 2, Miller 1, Gardner 1

THE ANNUAL RECORD

	Pos	G	TC	PO	A	DP	E	PB	FA
Ellick	RF	57	62	43	13	1	6	—	.903
Schoeneck	1B	90	983*	916*	24	27	43	—	.956*
"	SS	33	126	33	81	4	12	—	.905
Daily	P	56	137	12	105	2	20	—	.854
Krieg	C	52	584	429	115	3	40	61	.932
"	OF@	20	54	36	2	1	16	—	.704
Householder	3B	41	137	53	56	4	28	—	.796
"	LF	40	53	41	3	2	9	—	.830
Wheeler	CF@	37	62	45	3	0	14	—	.774
Briggs	CF	37	59	42	6	1	11	—	.814
"	2B	12	59	26	22	4	11	—	.814
Matthias	SS	36	156	30	101	5	25	—	.840
Gardner	RF@	29	39	32	2	0	5	—	.872
Suck	C	28	260	186	49	3	25	22	.904
"	SS	15	65	16	33	1	16	—	.764
"	RF@	12	23	15	3	0	5	—	.783
Hengle	2B	19	94	40	39	2	15	—	.840
Foley	3B	19	51	18	23	2	10	—	.804
Atkinson	P	16	53	2	39	1	12	—	.774
Gross	C	15	164	98	43	1	23	31	.860
Strief	2B	15	74	34	33	1	7	—	.905
McLaughlin	2B	14	98	38	49	8	11	—	.888
Horan	P	13	33	6	19	1	8	—	.758
"	RF@	10	14	8	2	2	4	—	.714
McGarr	2B	13	63	32	25	2	6	—	.905
Baker	LF@	11	18	9	4	0	5	—	.722
		93	3906	2408	1039	38	459	114	.882

	G	IP	H	GS	CG	W	L	SO	BB	Sh	Sv	ERA	WP	HR
Hugh Daily (1)	56	484.2	430	56	54	27	27	469*	71	5	0	2.43	47	11
Al Atkinson (2)	16	140	127	16	16	6	10	104	21	1	0	2.33	5	1
John Horan	13	98	94	10	9	3	6	55	24	0	0	3.40	11	0
Charlie Cady (1)	4	35	37	4	4	3	1	15	13	0	0	2.83	7	0
Frank Foreman (1)	3	18	23	3	1	1	2	10	2	0	0	4.00	3	1
Jack Leary (2)	2	10	14	1	1	0	2	6	5	0	0	5.40	1	0
Cyclone Miller (1)	1	9	4	1	1	1	0	13	0	0	0	1.00	1	0
Gid Gardner (2)	1	6	10	1	0	0	1	4	1	0	0	6.00	2	0
Charlie Householder	2	3	4	0	0	0	0	3	0	0	0	3.00	0	0
—1 forfeit L vs Washington on Sept. 8 when Pittsburgh failed to appear—														
		803.2	743	92	86	41	49	679	137	6	0	2.72	77	12

WASHINGTON

Mike Scanlon
Capitol Grounds

	G	AB	H	R	2B	3B	HR	RBI	BB	BA	SA	OBP
LF Hen Moore	111	461	155	77	23	5	1	—	19	.336	.414	.363
2B Tom Evers	109	427	99	54	6	1	0	—	7	.232	.251	.244
1B Phil Baker	86	371	107	75	12	5	1	—	11	.288	.356	.309
RF/P Bill Wise	85	339	79	51	17	1	2	—	12	.233	.307	.259
P Aleck Voss (1)	63	245	47	33	9	0	0	—	5	.192	.229	.208
CF Abner Powell	48	191	54	36	10	5	0	—	3	.283	.387	.294
C Chris Fulmer	48	181	50	39	9	0	0	—	11	.276	.326	.318
SS Jim Halpin	46	168	31	24	3	0	0	—	2	.185	.202	.194
3B Jerry McCormick (2)	42	157	34	23	8	2	0	—	1	.217	.293	.222
P Charlie Geggus	44	154	38	14	7	1	0	—	4	.247	.305	.266

	G	AB	H	R	2B	3B	HR	RBI	BB	BA	SA	OBP
Sub John Deasley (1)	31	134	29	20	1	1	0	—	3	.216	.239	.234
Sub Pop Joy	36	130	28	12	0	0	0	—	2	.215	.215	.227
Sub Fred Tenney (1)	32	119	28	17	3	1	0	—	6	.235	.277	.272
Sub Ed McKenna	32	117	22	19	1	0	0	—	4	.188	.197	.215
Sub Pat Larkin	17	70	17	11	0	0	0	—	4	.243	.243	.284
P Milo Lockwood	20	67	14	9	1	0	0	—	8	.209	.224	.293
Sub Dave Drew (2)	13	53	16	8	1	2	0	—	1	.302	.396	.315
Sub Bill Hughes	14	49	6	5	0	0	0	—	2	.122	.122	.157
Sub Bill McLaughlin	10	37	7	3	3	0	0	—	0	.189	.270	.189
Sub Jim Green	10	36	5	4	1	0	0	—	0	.139	.167	.139
Sub Marty Creegan	9	33	5	4	0	0	0	—	1	.152	.152	.167
Sub John Ryan (1)	7	28	4	2	0	1	0	—	1	.143	.214	.172
Sub Warren White	4	18	1	2	0	0	0	—	0	.056	.056	.056
Sub Frank McKee	4	17	3	2	0	0	0	—	1	.176	.176	.222
Sub ? Carroll	4	16	4	1	0	0	0	—	0	.250	.250	.250
Sub Gus Alberts (2)	4	16	4	4	0	0	0	—	4	.250	.250	.250
Sub Kick Kelly (2)	4	14	5	1	1	0	0	—	0	.357	.429	.357
Sub Jim Lehan	3	12	4	1	2	0	0	—	0	.333	.500	.333
Sub Ed Reeder	3	12	2	0	0	0	0	—	0	.167	.167	.167
Sub Maury Pierce	2	7	1	0	0	0	0	—	0	.143	.143	.143
Sub Mike Lawlor	2	7	0	0	0	0	0	—	0	.000	.000	.000
Sub Jim McDonald (1)	2	6	1	0	0	0	0	—	0	.167	.167	.167
Sub John Ewing (2)	1	5	1	1	0	1	0	—	0	.200	.600	.200
Sub Charlie Kalbfus	1	5	1	1	0	0	0	—	0	.200	.200	.200
P Hugh Daily (2)	2	5	0	0	0	0	0	—	1	.000	.000	.167
Sub John Shoupe	1	4	3	1	0	0	0	—	0	.750	.750	.750
Sub John Mulligan	1	4	1	2	0	0	0	—	0	.250	.250	.250
Sub John Ward	1	4	1	0	0	0	0	—	0	.250	.250	.250
Sub Walter Prince (3)	1	4	1	0	0	0	0	—	0	.250	.250	.250
Sub Ed Yewell (2)	1	4	0	0	0	0	0	—	0	.000	.000	.000
Sub Frank Olin (2)	1	4	0	0	0	0	0	—	0	.000	.000	.000
Sub John Wiley	1	4	0	0	0	0	0	—	0	.000	.000	.000
Sub Emory Nusz	1	4	0	1	0	0	0	—	0	.000	.000	.000
Sub Al Bradley	1	3	0	0	0	0	0	—	2	.000	.000	.400
Sub William Rollinson	1	3	0	0	0	0	0	—	0	.000	.000	.000
Sub ? McRemer	1	3	0	0	0	0	0	—	0	.000	.000	.000
Sub ? Franklin	1	3	0	0	0	0	0	—	0	.000	.000	.000
Sub P. Morris	1	3	0	0	0	0	0	—	0	.000	.000	.000
P Art Thompson	1	3	0	0	0	0	0	—	0	.000	.000	.000
Sub Charlie Levis (3)	1	3	0	0	0	0	0	—	0	.000	.000	.000
	114	3926	931	572	120	26	4	—	118	.237	.284	.259

1B—Baker 39, Joy 36, Voss 15, Hughes 9, Tenney 6, Drew 5, Fulmer 5, Wise 1, Levis 1, Creegan 1, Prince 1

2B—Evers 109, Powell 2, Geggus 1, White 1

SS—Halpin 39, Deasley 31, McLaughlin 9, Moore 8, Drew 8, McCormick 4, Alberts 4, Geggus 3, Lehan 3, Wise 2, Powell 1, Voss 1, White 1, Morris 1

3B—McCormick 38, Larkin 17, Voss 16, Green 9, Wise 8, McKenna 7, Halpin 7, Lockwood 3, McKee 2, Creegan 2, White 2, Powell 2, Pierce 2, Lehan 1, Yewell 1, McLaughlin 1, Mulligan 1, Ryan 1, Wiley 1

OF—Moore 105, Wise 43, Baker 32, Powell 30, Tenney 27, Geggus 21, Gunson 18, Fulmer 16, Voss 13, Lockwood 11, McKenna 10, Ryan 7, Hughes 6, Creegan 6, Carroll 4, McKee 3, Reeder 3, Franklin 1, Kelly 1, Lehane 1, Kalbfus 1, Bradley 1, Green 1, Drew 1, Nusz 1, Olin 1, McDonald 1, McRemer 1, Shoupe 1, Ward 1, Ewing 1

C—Fulmer 34, Gunson 33, Baker 27, McKenna 23, Creegan 3, Kelly 3, Lawlor 2, McKee 1, McDonald 1, Rollinson 1

P—Wise 50, Voss 27, Geggus 23, Powell 18, Lockwood 11, Daily 2, Thompson 1

	Pos	G	TC	PO	A	DP	E	PB	FA
Evers	2B	109	716	326	296	28	94	—	.869
Moore	LF	105	183	134	16	4	33	—	.820
Wise	P	50	145	25	98	1	22	—	.848
"	RF	43	87	47	21	5	19		.782

THE ANNUAL RECORD

	Pos	G	TC	PO	A	DP	E	PB	FA
Baker	1B	39	336	309	12	13	15		.955
"	CF@	32	55	47	3	0	5		.909
"	C	27	198	159	25	3	14	18	.929
Halpin	SS	39	162	37	94	4	31	—	.809
McCormick	3B	38	106*	42*	42	9*	22	—	.792
Joy	1B	36	350	331	7	14	12	—	.966
Fulmer	C	34	271	213	41	4	17	33	.937
"	CF@	16	35	31	3	0	1		.971
Gunson	C	33	283	210	49	0	24	48	.915
"	CF@	18	46	27	10	0	9		.804
Deasley	SS	31	134	26	86	7	22	—	.836
Powell	CF	30	48	39	3	0	6	—	.875
"	P	18	57	10	38	0	9		.842
Voss	P	27	79	14	53	2	12	—	.848
"	3B	16	55	15	29	0	11		.800
"	1B	15	134	119	7	6	8		.940
"	RF@	13	19	15	3	0	1		.947
Tenney	CF@	27	45	34	5	2	6	—	.867
Geggus	P	23	69	15	40	0	14	—	.797
"	RF@	21	42	30	7	1	5		.881
McKenna	C	22	177	117	38	5	22	47	.876
"	RF@	10	8	2	2	0	4		.500
Larkin	3B	17	62	29	16	2	17	—	.726
Lockwood	P	11	27	5	19	0	3	—	.773
"	RF@	11	22	16	1	1	5		.773
		114	4760	2857	1278	55	625	176	.869

	G	IP	H	GS	CG	W	L	SO	BB	Sh	Sv	ERA	WP	HR
Bill Wise	50	364.1	383	41	34	23	18	268	60	4	0	3.04	42	4
Aleck Voss (1)	27	186.1	206	20	18	5	14	112	32	0	0	3.57	14	3
Charlie Geggus	23	177.1	143	21	19	10	9	156	38	0	0	2.54	23	2
Abner Powell	18	134	135	17	14	6	12	78	19	1	0	3.43	7	3
Milo Lockwood	11	67.2	99	10	6	1	9	48	15	0	0	7.32	17	4
Hugh Daily (2)	2	16	16	2	2	1	1	14*	1	0	0	2.25	3	0
Art Thompson	1	8	10	1	1	0	1	8	3	0	0	6.75	2	0
—1 forfeit W vs Pittsburgh on Sept. 8; 1 forfeit L vs St. Louis on Oct. 11—														
		953.2	992	112	94	46	64	684	168	5	0	3.43	108	16

PHILADELPHIA

Fergy Malone

Keystone Park

	G	AB	H	R	2B	3B	HR	RBI	BB	BA	SA	OBP
CF Bill Kienzle	67	299	76	76	13	8	0	—	21	.254	.351	.303
3B Jerry McCormick (1)	67	295	84	41	12	2	0	—	4	.285	.339	.294
LF Buster Hoover (1)	63	275	100	76	20	8	0	—	12	.364	.495	.390
1B John McGuinness	53	220	52	25	8	1	0	—	5	.236	.282	.253
2B Elias Peak (2)	54	215	42	35	6	4	0	—	7	.195	.260	.221
RF Joe Flynn	52	209	52	38	9	4	4	—	11	.249	.388	.286
UT Jack Clements (1)	41	177	50	37	13	2	3	—	9	.282	.429	.317
P Jersey Bakely (1)	45	167	22	21	4	2	0	—	11	.132	.180	.185
C Tom Gillen	29	116	18	5	2	0	0	—	1	.155	.172	.162
SS Henry Easterday	28	115	28	12	5	0	0	—	5	.243	.287	.275
Sub Henry Luff (1)	26	111	30	9	4	2	0	—	4	.270	.342	.296
P Buck Weaver	20	84	18	11	2	0	0	—	2	.214	.238	.233
Sub Billy Geer (1)	9	36	9	7	2	1	0	—	4	.250	.361	.325
P J. Fisher	10	36	8	7	2	0	0	—	3	.222	.278	.282

	G	AB	H	R	2B	3B	HR	RBI	BB	BA	SA	OBP
Sub John Siegel	8	31	7	4	2	0	0	—	1	.226	.290	.250
Sub Chris Rickley	6	25	5	5	2	0	0	—	2	.200	.280	.259
Sub Pat Carroll (2)	5	19	3	1	1	0	0	—	0	.158	.211	.158
Sub Bill Jones	4	14	2	2	0	0	0	—	1	.143	.143	.200
P Bill Gallagher	3	11	1	1	0	0	0	—	0	.091	.091	.091
Sub Levi Meyerle	3	11	1	0	1	0	0	—	0	.091	.182	.091
Sub Dave Drew (1)	2	9	4	1	0	0	0	—	0	.444	.444	.444
Sub Cleary Cross	2	9	2	0	0	0	0	—	0	.222	.222	.222
Sub Con Daily	2	8	0	0	0	0	0	—	0	.000	.000	.000
Sub George Pattison	2	7	1	0	0	0	0	—	0	.143	.143	.143
Sub ? O'Donnell	1	4	1	0	0	0	0	—	0	.250	.250	.250
Sub Fergy Malone	1	4	1	0	0	0	0	—	0	.250	.250	.250
P Al Maul	1	4	0	0	0	0	0	—	0	.000	.000	.000
Sub Bill Johnson	1	4	0	0	0	0	0	—	0	.000	.000	.000
Sub Robert Foster (2)	1	3	1	0	0	1	0	—	0	.333	1.000	.333
	67	2518	618	414	108	35	7	—	103	.245	.324	.275

1B—McGuinness 48, Hoover 6, Luff 6, Bakely 3, Meyerle 2, Fisher 2, Flynn 1

2B—Peak 47, Hoover 6, McGuinness 5, McCormick 5, Luff 3, Drew 1

SS—Easterday 28, Hoover 15, Geer 9, Rickley 6, McCormick 3, Peak 2, Cross 2, Flynn 1, Clements 1, Bakely 1, Drew 1, McGuinness 1

3B—McCormick 54, Siegel 8, Luff 5, Hoover 1

OF—Kienzle 67, Flynn 43, Hoover 37, Clements 22, Luff 12, Weaver 6, Peak 5, McCormick 5, Gillen 3, Bakely 3, Pattison 2, Johnson 1, Jones 1, Meyerle 1

C—Gillen 27, Clements 20, Flynn 10, Carroll 5, Jones 4, Daily 2, Malone 1, Foster 1, O'Donnell 1

P—Bakely 39, Weaver 17, Fisher 8, Gallagher 3, Maul 1, McCormick 1, Drew 1

	Pos	G	TC	PO	A	DP	E	PB	FA
Kienzle	CF	67	136	87	18	2	31	—	.772
McCormick	3B	54	254*	90*	116	4*	48	—	.811
McGuinness	1B	48	586	550	12	19	24	—	.959
Peak	2B	47	342	145	137	14	60	—	.825
Flynn	RF	43	63	41	8	3	14		.778
"	C	10	62	37	11	1	14	23	.774
Bakely	P	39	106	14*	69	3	23*	—	.783
Hoover	LF	37	82	51	13	2	18	—	.780
"	SS	15	84	19	44	4	21		.750
Easterday	SS	28	152	35	98	6	19	—	.875
Gillen	C	27	238	152	61	1	25	73	.895
Clements	RF@	22	55	28	14	2	13		.764
"	C	20	164	114	32	0	18	45	.890
Weaver	P	17	51	13	29	0	9	—	.824
Luff	LF@	12	30	20	2	0	8	—	.733
		67	3159	1778	880	36	501	188	.841

	G	IP	H	GS	CG	W	L	SO	BB	Sh	Sv	ERA	WP	HR
Jersey Bakely (1)	39	.344.2	390	38	38	14	25*	204	76*	1	0	4.47	50*	0
Buck Weaver	17	136	206	17	14	5	10	40	11	0	0	5.76	12	3
J. Fisher	8	70.2	76	8	8	1	7	42	13	0	0	3.57	15	0
Bill Gallagher	3	25	32	3	3	1	2	12	4	0	0	3.24	2	3
Al Maul	1	8	10	1	1	0	1	7	1	0	0	4.50	0	0
Dave Drew (1)	1	7	7	0	0	0	1	2	0	0	0	3.86	1	0
Jerry McCormick	1	2	5	0	0	0	0	3	0	0	0	9.00	0	1
		593.1	726	67	64	21	46	310	105	1	0	4.63	80	7

ST. PAUL

Andrew Thompson

Fort Street Grounds (never hosted a UA home game)

	G	AB	H	R	2B	3B	HR	RBI	BB	BA	SA	OBP
2B Moxie Hengle (2)	9	33	5	2	1	1	0	—	0	.152	.242	.152
1B Steve Dunn	9	32	8	2	2	0	0	—	0	.250	.313	.250
RF Scrappy Carroll	9	31	3	3	1	0	0	—	2	.097	.129	.152
3B Billy O'Brien (1)	8	30	7	1	3	0	0	—	0	.233	.333	.233
CF Bil Barnes	8	30	6	2	1	0	0	—	0	.200	.233	.200
SS Joe Werrick	9	27	2	3	0	0	0	—	1	.074	.074	.107
LF John Tilley (2)	9	26	4	2	1	0	0	—	3	.154	.192	.241
C Charlie Ganzel	7	23	5	2	0	0	0	—	0	.217	.217	.217
P Jim Brown (3)	6	16	5	5	4	0	0	—	1	.313	.563	.353
C Pat Dealey	5	15	2	2	0	0	0	—	0	.133	.133	.133
P Lou Galvin	3	9	2	0	0	0	0	—	0	.222	.222	.222
	9	272	49	24	13	1	0	—	7	.180	.235	.201

1B—Dunn 9, Brown 1

2B—Hengle 9

SS—Werrick 9

3B—O'Brien 8, Carroll 2, Dunn 1

OF—Tilley 9, Carroll 8, Barnes 8, Brown 1, Ganzel 1, Dealey 1

C—Ganzel 6, Dealey 4

P—Brown 6, Galvin 3, O'Brien 2

	Pos	G	TC	PO	A	DP	E	PB	FA
No qualifiers		9	367	211	109	6	47	5	.872

	G	IP	H	GS	CG	W	L	SO	BB	Sh	Sv	ERA	WP	HR
Jim Brown (3)	6	36	43	6	4	1	4	20	14	1	0	3.75	4	1
Lou Galvin	3	25	21	3	3	0	2	17	10	0	0	2.88	2	0
Billy O'Brien (1)	2	10	8	0	0	1	0	7	3	0	0	1.80	1	0
		71	72	9	7	2	6	44	27	1	0	3.17	7	1

ALTOONA

Ed Curtis

Columbia Park (also known as Fourth Avenue Grounds)

	G	AB	H	R	2B	3B	HR	RBI	BB	BA	SA	OBP
SS Germany Smith (1)	25	108	34	9	8	1	0	—	1	.315	.407	.321
1B Frank Harris	24	95	25	10	2	1	0	—	3	.263	.305	.286
CF John Murphy (1)	24	94	14	10	1	0	0	—	4	.149	.160	.184
RF Jim Brown (1)	21	88	22	12	2	2	1	—	1	.250	.352	.258
2B Charlie Dougherty	23	85	22	6	5	0	0	—	2	.259	.318	.276
C Jerrie Moore (1)	20	80	25	10	3	1	1	—	0	.313	.413	.313
3B Harry Koons (1)	21	78	18	8	2	1	0	—	2	.231	.282	.250
LF Taylor Shaffer (1)	19	74	21	11	2	0	0	—	3	.284	.311	.312
C Pat Carroll (1)	11	49	13	4	1	0	0	—	1	.265	.286	.280
Sub John Grady	9	36	11	5	3	0	0	—	2	.306	.389	.342
UT Jack Leary (1)	8	33	3	1	0	0	0	—	1	.091	.091	.118
Sub Charlie Berry (1)	7	25	6	2	0	0	0	—	0	.240	.240	.240
Sub George Noftsker	7	25	1	0	0	0	0	—	0	.040	.040	.040

	G	AB	H	R	2B	3B	HR	RBI	BB	BA	SA	OBP
P Joe Connors (1)	3	11	1	0	0	0	0	—	0	.091	.091	.091
Sub Cleary Cross	2	7	4	1	1	0	0	—	2	.571	.714	.667
Sub Charlie Manlove (1)	2	7	3	1	0	0	0	—	0	.429	.429	.429
Sub George Daisey	1	4	0	0	0	0	0	—	0	.000	.000	.000
	25	899	223	90	30	6	2	—	22	.248	.301	.266

1B—Harris 17, Grady 8

2B—Dougherty 16, Berry 7, Murphy 4

SS—Smith 25, Dougherty 1

3B—Koons 21, Cross 2, Leary 1, Connors 1, Shaffer 1

OF—Shaffer 17, Brown 14, Murphy 10, Moore 9, Dougherty 8, Harris 8, Leary 6, Noftsker 5, Carroll 3, Manlove 1, Daisey 1, Grady 1, Connors 1

C—Moore 12, Carroll 8, Noftsker 3, Shaffer 2, Manlove 1, Koons 1

P—Murphy 14, Brown 11, Leary 3, Connors 1, Smith 1

	Pos	G	TC	PO	A	DP	E	PB	FA
Smith	SS	25	147	40	88	1	19	—	.871
Koons	3B	21	97	39	45	1	13	2	.866
Harris	1B	17	188	169	8	1	11	—	.941
Shaffer	LF	17	27	22	2	0	3	6	.889
Dougherty	2B	16	103	47	41	2	15	—	.854
Murphy	P	14	45	8	32	0	5	—	.889
"	CF	10	19	11	4	2	4	—	.789
Brown	RF	14	26	14	2	0	10	—	.615
"	P	11	33	7	19	0	7	—	.788
Moore	C	12	90	54	18	0	18	27	.800
		25	1130	658	316	4	156	49	.862

	G	IP	H	GS	CG	W	L	SO	BB	Sh	Sv	ERA	WP	HR
John Murphy (1)	14	111.2	141	10	10	5	6	46	9	0	0	3.87	3	3
Jim Brown (1)	11	74	99	11	7	1	9	39	36	0	0	5.35	9	0
Jack Leary (1)	3	24	31	3	2	0	3	7	2	0	0	5.25	1	0
Joe Connors (1)	1	9	18	1	1	0	1	0	5	0	0	7.00	0	0
Germany Smith (1)	1	1	3	0	0	0	0	1	0	0	0	9.00	1	0
		219.2	292	25	20	6	19	93	52	0	0	4.68	14	3

KANSAS CITY

Harry Wheeler (0-4) Matt Porter (3-13) Ted Sullivan (13-46)

Athletic Park

	G	AB	H	R	2B	3B	HR	RBI	BB	BA	SA	OBP
C Kid Baldwin (1)	50	191	37	19	6	3	0	—	4	.194	.257	.210
RF Taylor Shaffer (2)	44	164	28	18	3	2	0	—	15	.171	.213	.240
LF Barney McLaughlin	42	162	37	15	7	3	0	—	9	.228	.309	.269
P Bob Black	38	146	36	25	14	2	1	—	10	.247	.390	.295
1B Jerry Sweeney	31	129	34	16	3	0	0	—	4	.264	.287	.286
CF Frank Wyman (1)	30	124	27	16	4	0	0	—	3	.218	.250	.236
Sub Frank McLaughlin (3)	32	123	28	17	11	0	1	—	9	.228	.341	.280
2B Charlie Berry (2)	29	118	29	15	6	1	1	—	1	.246	.339	.252
Sub Jim Cudworth	32	116	17	7	3	1	0	—	2	.147	.190	.161
3B Pat Sullivan	31	114	22	15	3	1	0	—	4	.193	.237	.220
Sub Tom Gorman	25	106	34	22	4	2	0	—	4	.321	.396	.345

	G	AB	H	R	2B	3B	HR	RBI	BB	BA	SA	OBP
SS Cleary Cross (2)	25	93	20	13	1	0	0	—	6	.215	.226	.263
Sub Henry Oberbeck (2)	27	90	17	7	3	0	0	—	7	.189	.222	.247
P Peekie Veach	27	82	11	9	1	0	1	—	9	.134	.183	.220
Sub Harry Decker (2)	23	75	10	8	2	0	0	—	5	.133	.160	.188
P Ernie Hickman	19	72	12	4	1	0	0	—	1	.167	.181	.178
Sub Lou Say (2)	17	70	14	6	2	0	1	—	2	.200	.271	.222
Sub Nin Alexander (1)	19	65	9	2	0	0	0	—	1	.138	.138	.152
Sub Harry Wheeler (2)	14	62	16	11	1	0	0	—	3	.258	.274	.292
Sub Joe Strauss	16	60	12	4	3	0	0	—	1	.200	.250	.213
Sub George Strief (2)	15	56	6	5	5	0	0	—	4	.107	.196	.167
Sub Jerry Turbidy	13	49	11	5	4	0	0	—	3	.224	.306	.269
Sub Charlie Bastian (2)	11	46	9	6	3	0	1	—	4	.196	.326	.260
P Aleck Voss (2)	14	45	4	1	0	0	0	—	0	.089	.089	.089
Sub Ward Dwight	12	43	10	8	2	0	0	—	2	.233	.279	.267
Sub Charlie Fisher (1)	10	40	8	3	2	0	0	—	0	.200	.250	.200
Sub John Deasley (2)	13	40	7	3	2	0	0	—	2	.175	.225	.214
Sub Jack Gorman (1)	8	31	4	3	1	0	0	—	0	.129	.161	.129
Sub Jumbo Davis	7	29	6	3	0	0	0	—	0	.207	.207	.207
Sub Jim Donnelly (1)	6	23	3	2	1	0	0	—	1	.130	.174	.167
Sub Milt Whitehead (2)	5	22	3	2	0	0	0	—	0	.136	.136	.136
Sub ? Wills (2)	5	21	3	2	1	0	0	—	0	.143	.190	.143
P Jersey Bakely (3)	6	20	3	3	1	0	0	—	1	.150	.200	.190
Sub Henry Luff (2)	5	19	1	0	0	0	0	—	1	.053	.053	.100
Sub Billy O'Brien (2)	4	17	4	2	0	0	0	—	0	.235	.235	.235
P Dick Blaisdell	4	16	5	1	1	0	0	—	0	.313	.375	.313
P Doug Crothers	4	15	2	2	0	0	0	—	0	.133	.133	.133
P Jim Chatterton	4	15	2	4	1	0	0	—	2	.133	.200	.235
Sub Matthew Porter	3	12	1	1	1	0	0	—	0	.083	.167	.083
Sub Ed Callahan (2)	3	11	4	0	0	0	0	—	0	.364	.364	.364
Sub Joe Connors (2)	3	11	1	2	0	0	0	—	1	.091	.091	.091
Sub Ted Sullivan	3	9	3	0	0	0	0	—	1	.333	.333	.400
P Bill Hutchison	2	8	2	1	0	0	0	—	0	.250	.250	.250
Sub Jimmy Say (2)	2	8	2	0	0	0	0	—	0	.250	.250	.250
Sub Joe Ellick (2)	2	8	0	0	0	0	0	—	0	.000	.000	.000
P John Kirby	3	7	1	1	0	0	0	—	0	.143	.143	.143
Sub Bill Dugan (2)	3	6	0	0	0	0	0	—	0	.000	.000	.000
Sub Emmett Seery (2)	1	4	2	2	1	0	0	—	1	.500	.750	.600
P Frank Kreeger	1	3	0	0	0	0	0	—	0	.000	.000	.000
Sub Charlie Cady (2)	2	3	0	0	0	0	0	—	0	.000	.000	.000
P Frank Foreman (2)	1	3	0	0	0	0	0	—	0	.000	.000	.000
	82	2802	557	311	104	15	6	—	123	.199	.253	.232

1B—Sweeney 31, T. Gorman 24, Cudworth 19, Wyman 3, Oberbeck 3, Chatterton 2, Veach 1, O'Brien 1, Dwight 1
 2B—Berry 22, Strief 15, B. McLaughlin 12, Bastian 11, F. McLaughlin 10, Black 6, Whitehead 3, Strauss 2, Shaffer 1, Baldwin 1, Veach 1, L. Say 1, Cady 1, Ellick 1, Dwight 1
 SS—Cross 24, L. Say 16, Turbidy 13, Deasley 13, F. McLaughlin 5, Callahan 3, Alexander 2, B. McLaughlin 2, Shaffer 1, Black 1, Whitehead 1, T. Sullivan 1, Fisher 1
 3B—P. Sullivan 21, Oberbeck 15, Fisher 9, F. McLaughlin 9, Davis 7, Donnelly 5, J. Gorman 4, Luff 4, Wyman 3, O'Brien 3, J. Say 2, Berry 1, Shaffer 1, Baldwin 1, Hickman 1, Cross 1, Strauss 1, Whitehead 1
 OF—Shaffer 41, Wyman 25, B. McLaughlin 24, Black 19, Decker 16, Veach 14, Wheeler 13, Cudworth 12, Strauss 10, Baldwin 10, F. McLaughlin 10, P. Sullivan 9, Berry 8, Voss 8, Oberbeck 7, Wills 5, J. Gorman 4, Luff 4, Hickman 3, Dugan 3, Porter 3, Bakely 3, Chatterton 2, Connors 2, Alexander 2, T. Sullivan 2, Crothers 1, Kirby 1, Krieger 1, Blaisdell 1, Seery 1, Dwight 1, Ellick 1, T. Gorman 1
 C—Baldwin 44, Alexander 17, Decker 11, Dwight 10, Strauss 3, Shaffer 2, P. Sullivan 1, Cady 1, Whitehead 1, Donnelly 1
 P—Hickman 17, Black 16, Veach 12, Voss 7, B. McLaughlin 7, Oberbeck 6, Bakely 5, Wyman 3, Crothers 3, Blaisdell 3, Connors 2, Hutchison 2, F. McLaughlin 2, Kirby 2, Cudworth 2, P. Sullivan 1, Kreeger 1, Foreman 1, Chatterton 1, Wheeler 1

	Pos	G	TC	PO	A	DP	E	PB	FA
Baldwin	C	44	322	199	86	4	37	41	.885
"	RF@	10	24	19	3	0	2		.917
Shaffer	RF	41	82	51	12	0	19	6	.768
Sweeney	1B	31	332	304	14	15	14	—	.958
Wyman	CF	25	70	41	11	3	18		.743
B. McLaughlin	LF	24	42	21	11	4	10	—	.762
"	2B	12	58	30	19	3	9		.845
Cross	SS	24	128	15	92	3	21	—	.836
T. Gorman	1B	24	281	264	4	7	13	—	.954
Berry	2B	22	133	63	55	6	15	—	.887
P. Sullivan	3B	21	86	31	35	5	20	0	.767
Cudworth	1B	19	189	176	6	9	7	—	.963
"	CF	12	28	25	2	1	1		.964
Black	RF@	19	37	25	4	0	8	—	.784
"	P	16	49	16	29	2	4		.918
Alexander	C	17	118	72	35	0	11	32	.907
Hickman	P	17	50	7	31	0	12	—	.760
L. Say	SS	16	107*	25*	67*	3	15*	—	.860
Decker	LF@	16	32	20	6	1	6		.813
"	C	11	69	53	12	2	4	16	.942
Strief	2B	15	120	56	52	9	12	—	.900
Oberbeck	3B	15	79	26	39	2	14	—	.823
Veach	RF@	14	18	12	3	1	3	—	.833
"	P	12	34	6	25	3	3		.912
Turbidy	SS	13	94	24	54	4	16	—	.830
Deasley	SS	13	54	13	32	4	9	—	.833
Wheeler	CF@	13	39	29	1	0	9	—	.769
Bastian	2B	11	60	28	29	3	3		.950
Dwight	C	10	64	44	17	2	3	12	.953
F. McLaughlin	2B	10	59	23	27	2	9	—	.847
"	RF@	10	16	11	1	1	4		.750
Strauss	LF@	10	24	18	2	0	4	11	.833
		82	3730	2107	1103	51	520	125	.861

	G	IP	H	GS	CG	W	L	SO	BB	Sh	Sv	ERA	WP	HR
Ernie Hickman	17	137.1	172	17	15	4	13	68	36	0	0	4.52	27	5
Bob Black	16	123	127	15	13	4	9	93	17	0	0	3.22	11	1
Peekie Veach	12	104	95	12	12	3	9	62	10	0	0	.242	10	1
Aleck Voss (2)	7	53	74	6	6	0	6	17	7	0	0	4.25	5	2
Barney McLaughlin	7	48.2	62	4	4	1	3	14	15	0	0	5.36	5	1
Jersey Bakely (3)	5	33	29	5	3	2	3*	13	4*	0	0	2.45	4*	0
Henry Oberbeck (2)	6	29.2	47	4	3	0	5	6	3	0	0	5.76	2	0
Dick Blaisdell	3	26	49	3	3	0	3	8	4	0	0	8.65	0	0
Doug Crothers	3	25	26	3	3	1	2	11	6	0	0	1.80	1	0
Frank Wyman	3	21	37	1	1	0	1	9	3	0	0	6.86	8	0
Jim Cudworth	2	17	19	1	1	0	0	6	3	0	0	4.24	0	1
Bill Hutchison	2	17	14	2	2	1	1	5	1	0	0	2.65	1	0
Joe Connors (2)	2	12	24	1	1	0	1	1	0	0	0	4.50	2	1
John Kirby	2	11	13	2	1	0	1	1	2	0	0	4.09	1	0
Frank McLaughlin (3)	2	10	15	1	0	0	0	3	2	0	0	5.40	1	1
Frank Foreman (2)	1	8	17	1	1	0	1	5	2	0	0	5.63	2	0
Harry Wheeler (2)	1	8	7	1	1	0	1	6	0	0	0	1.13	2	0
Pat Sullivan	1	7	15	1	0	0	1	1	5	0	0	11.57	0	1
Frank Kreeger	1	7	9	1	0	0	1	3	5	0	0	0.00	0	0
Jim Chatterton	1	5	11	1	0	0	1	2	2	0	0	3.60	2	0
—1 forfeit L vs St. Louis on Aug. 22—														
		702.2	862	82	70	16	62	334	127	0	0	4.05	84	14

WILMINGTON

Joe Simmons

Union Street Park

	G	AB	H	R	2B	3B	HR	RBI	BB	BA	SA	OBP
2B Charlie Bastian (1)	17	60	12	6	1	3	2	—	3	.200	.417	.238
3B Jimmy Say (1)	16	59	13	3	1	2	0	—	1	.220	.305	.233
LF Tom Lynch (1)	16	58	16	6	3	1	0	—	5	.276	.362	.333
1B Redleg Snyder	17	52	10	4	0	0	0	—	1	.192	.192	.208
C Tony Cusick (1)	11	34	5	0	0	0	0	—	1	.147	.147	.171
P The Only Nolan	9	33	9	5	2	1	0	—	2	.273	.394	.314
Sub John Cullen	9	31	6	2	0	0	0	—	1	.194	.194	.219
P John Murphy (2)	10	31	2	4	0	0	0	—	3	.065	.065	.147
Sub Bill McCloskey	9	30	3	0	0	0	0	—	0	.100	.100	.100
CF George Fisher (2)	8	29	2	0	0	0	0	—	0	.069	.069	.069
SS Henry Myers	6	24	3	3	0	0	0	—	0	.125	.125	.125
Sub Ike Benners (2)	6	22	1	0	0	0	0	—	1	.045	.045	.187
RF John Munce	7	21	4	1	0	0	0	—	1	.190	.190	.227
Sub Dennis Casey (1)	2	8	2	1	1	0	0	—	0	.250	.375	.250
Sub Oyster Burns (1)	2	7	1	0	0	1	0	—	1	.143	.429	.250
Sub John Ryan (2)	2	6	1	0	0	0	0	—	1	.167	.167	.286
P Dan Casey	2	6	1	0	0	0	0	—	0	.167	.167	.167
P Jersey Bakely (2)	2	5	0	0	0	0	0	—	1	.000	.000	.167
P Fred Tenney (3)	1	3	0	0	0	0	0	—	0	.000	.000	.000
P Jim McElroy (2)	1	2	0	0	0	0	0	—	0	.000	.000	.000
	18	521	91	35	8	8	2	—	22	.175	.232	.208

1B—Snyder 16, Lynch 1

2B—Bastian 16, Myers 1, Cusick 1

SS—Myers 5, Cusick 3, Cullen 3, Burns 2, Murphy 2, Fisher 2, Bastian 1

3B—Say 16, Murphy 1, Cusick 1

OF—Lynch 8, Munce 7, Fisher 6, Cullen 6, Benners 6, McCloskey 5, Nolan 4, Cusick 3, Den. Casey 2, Ryan 2, Murphy 2, Snyder 1

C—Lynch 8, Cusick 6, McCloskey 5

P—Murphy 7, Nolan 5, Dan Casey 2, Bakely 2, Tenney 1, McElroy 1, Bastian 1

	Pos	G	TC	PO	A	DP	E	PB	FA
Snyder	1B	16	164	155	5	8	4	—	.976
Bastian	2B	16	108	37	61	3	10	—	.907
Say	3B	16	45	12	21	2	12	—	.733
		18	741	424	213	10	104	43	.860

	G	IP	H	GS	CG	W	L	SO	BB	Sh	Sv	ERA	WP	HR
John Murphy (2)	7	48	52	6	5	0	6	27	2	0	0	3.00	2	3
The Only Nolan	5	40	44	5	5	1	4	52	7	0	0	2.93	13	1
Dan Casey	2	18	23	2	2	1	1	10	4	0	0	1.00	0	0
Jersey Bakely (2)	2	17	24	2	2	0	2*	9	1*	0	0	4.24	2*	0
Fred Tenney (3)	1	8	6	1	1	0	1	10	4	0	0	1.13	0	0
Charlie Bastian	1	6	6	0	0	0	0	2	0	0	0	3.00	2	0
Jim McElroy (2)	1	5	10	1	0	0	1	3	0	0	0	10.80	0	0
—1 forfeit L vs Boston on Aug. 25 when Wilmington arrived late—														
		142	165	18	15	2	15	113	18	0	0	3.04	19	4


1885

THE DISPUTED CHAMPIONSHIP

The Union Association went to its grave in early January 1885 when the National League formally admitted Henry Lucas and his St. Louis Maroons to replace bankrupt Cleveland. Deprived of Lucas's financial backing and leadership, the other Union teams either ceased operations entirely or else reverted to minor league status.

Once the Union threat was erased, the American Association cut back from 12 to eight teams. Three of the newcomers in 1884—Virginia, Toledo and Indianapolis—were obvious choices to go, but Brooklyn, the fourth new addition, was retained when the Columbus franchise folded and merged with Pittsburgh. The merger included player transfers, transfusing the Pennsylvania club with Ed Morris, Fred Carroll and enough other fresh blood to convert it from a tailender to a contender. Brooklyn also beefed up considerably by purchasing the dying Cleveland club in order to gain control of its players, and the St. Louis Browns, after voting to dismiss Toledo from the Association, snatched Toledo's two top players, Curt Welch and Sam Barkley, and then tried to recover Tony Mullane, their former pitching ace who had been assigned to Toledo in 1884 to keep him out of Union Association hands, only to see him sign with Cincinnati.

The League accepted these quasi-legal transactions in the hope of wooing the Association into accepting some of its even more audacious machinations. Over the winter John Day, the president of the Metropolitan Exhibition Company, which owned both the New York Mets of the Association and League's New York Gothams, shifted manager Jim Mutrie from the Mets to the Gothams' helm. Believing that



Tony Mullane, the only major league player forced to sit out an entire year for contract jumping. Notwithstanding his suspension, Mullane won 202 games in the AA, making him the only pitcher to win 200 in a major league other than the NL or the AL. In addition to losing an entire season to a suspension, Mullane also threw away another 15 or 20 wins in 1892. After becoming the first pitcher in the League-Association that year to win 20 games, he never won another once Cincinnati rewarded him by cutting his salary in early July. In his next outing on July 5, according to *The Sporting News*, "Mullane evidently sulked over the reduction in his pay, as he gave a very careless exhibition. He put the balls in first with his right and then with his left hand," losing 7-1 to Gus Weyhing. Suspended for his poor showing, the ambidextrous Mullane then spent the rest of the summer pitching in an outlaw league in Montana.

THE BROWNING CASE

In 1885 Pete Browning won his second of three career batting titles. For a while Total Baseball gave him a fourth batting crown in 1886 but has since made Dave Orr the winner because Major League Baseball proclaims he was even though Browning out-hit him .340 to .338. In any event, Browning won at least three batting titles, and he is one of only three men who captured hitting crowns in two different major leagues. The other two, Dan Brouthers and Ed Delahanty, have long been in the Hall of Fame. So why not Pete "The Gladiator" Browning?

The rap on Browning has always been that he was not much good at any other phase of the game except hitting and was particularly atrocious as a fielder. How true any of that is will never be simple to determine. For a fact, Browning had some high error totals and awful fielding averages, but in the 1880s there were a bunch of awful fielding averages. What's more, early in his career Browning had seasons as a regular at both second and third base, hardly places where a manager stations a man who's defensively challenged, and when he was moved to the outfield, most of the time he played center. True, he led American Association outfielders in errors in 1886 and again in 1887, but in the latter year he was 4th in outfield chances only to Curt Welch, Pop Corkhill and Jim McTamany, perhaps the three best defensive outfielders active that season. Louisville in those years was first-division material most of the time too, so that eliminates the argument that it didn't matter to the team where Browning played. On the contrary, it mattered a great deal, and no matter where Browning was put, he did the job adequately. Later in his career, when he was on a string of rotten teams, he played left field mostly and not with a whole lot of zeal, and by then it was also true that he wasn't much for bunting or hitting behind the runner or doing anything else that might harm his batting average. But that was only toward the end. In 1887 "The Gladiator" stole 103 bases, and even though the rules were different then with regard to what constituted a stolen base, that was still 25 more bases than any other Louisville player ever swiped in a season.

So we have a man who won three batting titles and was once deemed by many sources to have won a fourth, a man who was a regular at both second and third bases and also in the outfield, a man who could cause pitchers plenty of stress on the bases, a man who played most of his career for a team on the Ohio River, a man who didn't make the Hall of Fame as much as anything because he drank and got in the wrong league. Anyone else in baseball history quite like Pete Browning? Yes, except that he gambled and got under the wrong commissioner. His name was Pete too.


not even a championship Association team in New York that collected 25¢ a head could be as profitable as a League team that got 50¢, Day then moved pitcher Tim Keefe and third baseman Tom Esterbrook from the Mets to the Gothams after first going through the artifice of releasing them and then waiting the required 10 days before signing them to League contracts. Angered by the cavalier manner in which Day had decimated their 1884 pennant winner, Association

moguls were again enraged, this time on Browns owner Chris Von der Ahe's behalf when they learned the League meant to violate the National Agreement by installing a competing team in St. Louis. Eventually Von der Ahe was placated when Lucas gave him a cash settlement for sharing the Browns' territory, and the League assured him that the Maroons would be forbidden his three main perks: beer and baseball on Sunday, all for only a quarter. Von der Ahe was further assuaged when Mullane was suspended for the entire 1885 season following yet another round of contract jumping. In one last order of business, the League persuaded the Association to agree to reinstate all of the players who had been blacklisted for jumping to the Union Association.

Lucas's Maroons were the chief beneficiary of the lifting of the ban on the Union jumpers. It freed Lucas to play all the stars from his 1884 championship team on Opening Day against Chicago, plus Jack Glasscock and Fatty Briody, two former Cleveland stalwarts the Maroons acquired when the Cincinnati Union team dissolved. Led by second baseman Fred Dunlap and Charlie Sweeney's pitching, the Maroons celebrated their League debut by beating Chicago, but that Opening Day win would prove to be both their high point and the White Stockings' nadir.

Following a 1-0 start, the Maroons soon sank into the League basement, while Chicago won 32 of its next 37 games after opening 0-1. A pitching staff rebuilt around John Clarkson, a 53-game winner in his first full major league season, more than compensated for a rule change that cut the White Stockings' power production to 54 four-baggers from a nineteenth century record 142 home runs the previous year. In 1884, playing in a park with preposterously short fences, no fewer than four White Stockings had compiled more than 20 home runs, forcing a rule to be drafted reducing a fairly hit ball from a home run to a ground-ruled double if it cleared a fence less than 210 feet from home plate.

But despite this revision and a much larger new park, Chicago again led the majors in home runs by a wide margin, powering 24 circuit clouts more than the Philadelphia Athletics, the Association's slugging leader in 1885. The Athletics were practically the only junior loop team to be spared the sharp offensive decline that accompanied the Association's decision at a special meeting on June 7, 1885, to unite with the League in legalizing overhand pitching. At the same meeting the Association adopted the League rule that a foul ball must be caught on the fly for a batter to be retired



Frank Fennelly, the AA leader in RBI and double plays by a shortstop in 1885, looks more like a politician here than the game's most underrated middle infielder during the 1880s. Later Fennelly did indeed become a politician, serving in the Massachusetts state legislature, but for some seven seasons he hit with power, stole loads of bases and scored plenty of runs. In 1887 Fennelly, Bid McPhee, Hick Carpenter and Long John Reilly were the first infield unit to play together at the same positions for four straight years. In addition to ranking 1st among AA shortstops in every major slugging department, Fennelly also leads in every major career fielding department except games played.

THE GERHARDT CASE

In 1885 Joe Gerhardt played every inning of every game at second base for the New York Gothams, not an expected achievement from a man who hit just .155 and compiled only 78 total bases. Both figures are all-time season lows for an infielder or outfielder in 100 or more games. Gerhardt kept his job in 1885 because he was a great fielder, even argued by some authorities to have been the top defensive second baseman in the 1880s. It grew harder and harder, though, to carry Gerhardt's bat once overhand pitching was legalized. A fair hitter early in his career, Gerhardt was badly over-matched in his last few seasons. He followed his 1885 debacle by hitting .190 in 1886 and then dropped down to the minors when his offensive decline continued in 1887. When the Players League war in 1890 opened a slot for Gerhardt to return to the majors, he hit a woeful .217 but showed he had lost none of his defensive skills by leading Association second basemen in fielding average and total chances. The following list demonstrates that Gerhardt's place among the poorest hitters in history is assured.

Nineteenth Century Players with BAs below .200 in 100 or More Games

	Year	Team	Pos	G	AB	H	R	TB	BA
Joe Gerhardt	1885	NY-NL	2B	112	399	62	43	78	.155
Jim Canavan	1892	Chi-NL	2B	118	439	73	48	105	.166
Charlie Bastian	1885	Phi-NL	SS	103	389	65	63	98	.167
Ben Conroy	1890	Phi-AA	SS	117	404	69	45	84	.171
Jim Lillie	1886	KC-NL	OF	114	416	73	37	82	.175
Jack Boyle	1892	NY-NL	C	120	436	80	52	104	.183
Milt Scott	1886	Bal-AA	1B	137	484	92	48	117	.190
Joe Gerhardt	1886	NY-NL	2B	123	426	81	44	106	.190
Henry Easterday	1888	KC-AA	SS	115	401	76	42	104	.190
Ed Kennedy	1884	NY-AL	OF	103	378	72	49	85	.190
Germany Smith	1890	Bro-NL	SS	129	481	92	76	111	.191
Bill Greenwood	1888	Bal-AA	2B	115	409	78	69	93	.191
Jimmy Macullar	1885	Bal-AA	SS	100	320	61	52	89	.191
Harry Lyons	1888	StL-AA	OF	123	499	97	66	129	.194
John Morrill	1888	Bos-NL	1B	135	486	96	60	140	.198
Patsy Cahill	1886	StL-NL	OF	125	463	92	43	124	.199
Mike Muldoon	1886	Bal-AA	2B	101	381	76	57	105	.199

and created a new statute giving the home team captain the option to bat either first or last. Earlier, to curtail injuries to runners as they slid across an abrasive home-plate surface, the Association had fostered another rule change by requiring the plate to be made of rubber rather than stone, but the League would continue to use stone plates until 1887.

THE MULLANE CASE

Until Bid McPhee's long-overdue selection by the Veteran's Committee in 2000, the Hall of Fame at Cooperstown did not have a single member that was selected for his playing accomplishments after spending a substantial portion of his major league career in the American Association. Actually only two enshrinees apart from McPhee—Tim Keefe and Tommy McCarthy—spent as many as two seasons in the Association. Tony Mullane might have long ago become Cooperstown's first representative from the American Association if he had not been suspended for all of the 1885 season. The suspension was meant as both a punishment for Mullane and an example to other players that contract jumping would no longer be tolerated even in an era when each season brought a new inter-league war and the Reserve Clause was still embryonic. Mullane was one of the most colorful and versatile players of his time, capable of pitching with both arms and such a natural drawing card with his flamboyant good looks that Cincinnati owner Aaron Stern, never one to miss a trick, designated every weekday afternoon when he was scheduled to pitch as a special "Ladies' Day." Whether or not Mullane's punishment served any worthwhile purpose is questionable, but it robbed him of a full year from the prime of his career. Mullane was 26 in 1885 and coming off a season in which he had won 36 games for a second division team. Since he won 33 games upon returning to the game in 1886, even the most conservative estimate would grant him between 25 and 30 victories if he had played in 1885. Mullane finished his career just 16 wins short of 300. Another 25 or 30 wins would have put him well over the 300 pinnacle that has thus far guaranteed enshrinement for every pitcher who attains it. Would reaching 300 wins have done as much for Mullane and perhaps opened the door much earlier for other Association stars as well? We will never know.

By legalizing overhand pitching, the Association put a premium on defense and daring base running, and the Browns quickly adapted under the generalship of first baseman Charlie Comiskey. Never a high average hitter himself, Comiskey assembled a team that had no batting title qualifiers who hit above .271 and scored nearly 100 runs fewer than the Athletics but nevertheless won the pennant by 16 games while the Philadelphians self-destructed on defense, committing the most errors in the Association, and finished a distant 4th.

The League team most akin to the Browns was New York. Like the Browns, Mutrie's Gothams topped their loop in fielding average and earned run average. More than that, the Gothams also led in batting average and thus won the team Triple Crown. In 1885, however, the Gothams became the only team Triple Crown winner in the nineteenth century to fail to capture a pennant, though the fault was hardly theirs since they posted an astounding .759 winning percentage. But all their proficiency earned them was a new nickname—the Giants—and the best record ever by a 2nd-place team as Chicago won at a .777 clip. The difference between the two clubs was Clarkson, the majors' most valuable player in 1885, and second base, where Chicago's Fred

WELCH'S WATERLOO

The original encyclopedia of baseball in 1951 credited Mickey Welch with a 47-11 pitching record in 1885 and a .810 winning percentage. Two of his 47 wins have since been credited to Danny Richardson and a third to Larry Corcoran, cutting his log to 44-11 and winning percentage to .800. The reduced figure is still second only to Charley Radbourn's .833 mark in 1884 among hurlers with 40 or more wins in a season. After collecting his 39th win, however, Welch seemed destined to shatter Radbourn's year-old standard in a breeze. On the morning of September 7, 1885, with the Giants in Philadelphia to play the Quakers that afternoon, Welch, using even the current standard for reckoning his wins, was riding a 17-game victory streak, just one short of the then extant record skein of 18, which also had been established by Radbourn the previous year, and stood at 39-6 for an amazing .866 winning percentage. When he lost 3-1 for his first defeat since dropping a one-run heartbreaker 6-5 to Boston on July 16, he still had a .847 winning percentage verging on his 40th win. The Philadelphia game proved to be a Waterloo for Welch, however. Over the final month of the season, he could do no better than .500 (5-5), scotching his chance not only to post the best record ever by a 40-game winner but also, more importantly, to aid the Giants in overtaking Chicago for the League flag.

Pfeffer, even at .241, out-hit Joe Gerhardt, his New York counterpart, by 86 points and tallied 47 more runs.

So tight was the League race entering the final days of the season that the Giants came into Chicago for a critical four-game showdown series trailing by just two games with eight left on the slate. New York had previously taken nine of the first 12 contests between the pair, but when the chips were down the luck suddenly turned. On September 29 Jim McCormick beat Mickey Welch 7-4 to extend Chicago's lead to three games. The following day John Clarkson added a length to it by edging Tim Keefe 2-1. When McCormick won a rematch with Welch 8-3 on October 1, Keefe's come-from-behind 10-8 triumph two days later was necessary just to keep the Giants from being mathematically eliminated. As it was, New York left the Windy City four games back with just four to go, a nearly impossible deficit to overcome.

The White Stockings unquestionably had a more exhausting road to the pennant than the Browns, and the difference showed when the two teams met in the second inter-league World's Series. The best-of-7 battle opened in Chicago on October 14 with a 5-5 tie. The next afternoon in St. Louis, Comiskey brought a sudden halt to play by pulling his Browns off the field in the 6th inning when umpire Dave Sullivan would not change his call on a base hit that Comiskey

thought was a foul ball. From the safety of his hotel room, Sullivan later forfeited the game to Chicago. He was rewarded by never being given another umpiring assignment in the majors.

The Series continued with Harry McCaffery, a former Browns substitute, doing the officiating. After splitting the next four games, the two combatants then agreed to count the forfeited game as a tie and consider the Series even at 2-all so they could play one last game for all the marbles. When the Browns won 13-4 over a weary Chicago team, Von der Ahe claimed the \$1,000 winner-take-all purse but never received it. Weeks later, *Sporting Life*, the game's leading organ and most impartial arbiter, proclaimed all bets off "while the championship of the United States for 1885 remains in abeyance." So it remains to this day.

THE SEASONAL RECORD

NATIONAL LEAGUE

	G	W	L	Pct	H	R	GB	Attendance
1. Chicago White Stockings	113	87	25	.777	42-14	45-11	—	117,519
2. New York Giants	112	85	27	.759	45-10	40-17	2	185,000
3. Philadelphia Phillies	111	56	54	.509	29-26	27-28	30	150,698
4. Providence Grays	110	53	57	.482	30-24	23-33	33	49,000
5. Boston Beaneaters	113	46	66	.411	22-35	24-31	41	110,290
6. Detroit Wolverines	108	41	67	.380	29-23	12-44	44	43,000
7. Buffalo Bisons	112	38	74	.339	19-38	19-36	49	35,000
8. St. Louis Maroons	111	36	72	.333	23-33	13-39	49	62,000

	Chi	NY	Phi	Pro	Bos	Det	Buf	StL	Tot
Chicago	—	6	11	11	14	15	16	14	87
New York	10	—	11	12	13	12	15	12	85
Philadelphia	5	5	—	8	9	9	11	9	56
Providence	5	4	7	—	7	9	13	8	53
Boston	2	3	7	9	—	7	10	8	46
Detroit	1	4	7	6	9	—	5	9	41
Buffalo	0	1	5	3	6	11	—	12	38
St. Louis	2	4	6	8	8	4	4	—	36
	25	27	54	57	66	67	74	72	442

SEASON LEADERS

Batting Average (300 ABs)

1. Connor, New York	.371
2. Brouthers, Buffalo	.359
3. M. Dorgan, New York	.326
4. H. Richardson, Buffalo	.319
5. Gore, Chicago	.31293

Slugging Average

1. Brouthers, Buffalo	.543
2. Connor, New York	.495
3. Ewing, New York	.471
4. Anson, Chicago	.461
5. H. Richardson, Buffalo	.458

On-Base Percentage

1. Connor, New York	.435
2. Brouthers, Buffalo	.408
3. Gore, Chicago	.405
4. Hanlon, Detroit	.372
5. Anson, Chicago	.3574

Total Bases

1. Connor, New York	225
2. Brouthers, Buffalo	221
3. Dalrymple, Chicago	219
4. Anson, Chicago	214
5. O'Rourke, New York	211

Home Runs

1. Dalrymple, Chicago	11
2. M. Kelly, Chicago	9
3. Thompson, Detroit	7
Brouthers, Buffalo	7
T. Burns, Chicago	7
Anson, Chicago	7

RBI

1. Anson, Chicago	108
2. M. Kelly, Chicago	75
3. Pfeffer, Chicago	73
4. T. Burns, Chicago	71
5. Connor, New York	65
Williamson, Chicago	65

Hits

1. Connor, New York	169
2. Brouthers, Buffalo	146
3. Anson, Chicago	144
4. Sutton, Boston	143
O'Rourke, New York	143

Runs

1. M. Kelly, Chicago	124
2. O'Rourke, New York	119
3. Gore, Chicago	115
4. Dalrymple, Chicago	109
5. Connor, New York	102

Bases on Balls

1. Williamson, Chicago	75
2. Gore, Chicago	68
3. Morrill, Boston	64
4. Connor, New York	51
5. Hanlon, Detroit	47
Bennett, Detroit	47

Strikeouts

1. Bastian, Philadelphia	82
2. Morrill, Boston	78
3. Wise, Boston	61
4. Bassett, Providence	60
Williamson, Chicago	60

OPS

1. Brouthers, Buffalo	.951
2. Connor, New York	.929
3. Gore, Chicago	.858
4. Anson, Chicago	.818
5. Bennett, Detroit	.812

PITCHING

Wins

1. Clarkson, Chicago	53
2. Welch, New York	44
3. Keefe, New York	32
4. Radbourn, Providence	28
5. Ferguson, Philadelphia	26
E. Daily, Philadelphia	26

Losses

1. J. Whitney, Boston	32
2. Buffinton, Boston	27
3. Shaw, Providence	26
4. Getzein, Detroit	25
5. Boyle, St. Louis	24
Wiedman, Detroit	24

Innings

1. Clarkson, Chicago	623
2. Welch, New York	492
3. Radbourn, Providence	445.2
4. J. Whitney, Boston	441.1
5. E. Daily, Philadelphia	440

Complete Games

1. Clarkson, Chicago	68
2. Welch, New York	55
3. J. Whitney, Boston	50
4. Buffinton, Boston	49
E. Daily, Philadelphia	49
Radbourn, Providence	49

Strikeouts

1. Clarkson, Chicago	308
2. Welch, New York	258
3. Buffinton, Boston	242
4. Keefe, New York	227
5. J. Whitney, Boston	200

Winning Percentage (25 decisions)

1. Welch, New York	.800
2. Clarkson, Chicago	.768
3. McCormick, Prov-Chicago	.750
4. Keefe, New York	.711
5. Radbourn, Providence	.571

ERA (Minimum 112 innings)

1. Keefe, New York	1.58
2. Welch, New York	1.66
3. Clarkson, Chicago	1.85
4. Baldwin, Detroit	1.86
5. Radbourn, Providence	2.20

Lowest OOBP

1. L. Baldwin, Detroit	.228
2. Clarkson, Chicago	.239
3. Shaw, Providence	.254
4. Keefe, New York	.255
5. E. Daily, Philadelphia	.256
Welch, New York	.256

Lowest OBA

1. L. Baldwin, Detroit	.197
2. Welch, New York	.203
Keefe, New York	.203
4. Clarkson, Chicago	.208
5. Shaw, Providence	.209

FIELDING

Putouts

1B

Anson, Chicago	1253
Connor, New York	1178
Farrar, Philadelphia	1153

Assists

Connor, New York	42
Farrar, Philadelphia	41
Anson, Chicago	39

Fielding Average

McKinnon, St. Louis	.978
Connor, New York	.97522
Brouthers, Buffalo	.97517

2B

Pfeffer, Chicago	325
Dunlap, St. Louis	314
Gerhardt, New York	314

Pfeffer, Chicago	391
Dunlap, St. Louis	374
Gerhardt, New York	352

Dunlap, St. Louis	.934
Gerhardt, New York	.911
Pfeffer, Chicago	.893

3B

Mulvey, Philadelphia	144
Sutton, Boston	132
Denny, Providence	128

Williamson, Chicago	258
Mulvey, Philadelphia	201
D. White, Buffalo	198

Williamson, Chicago	.892
D. White, Buffalo	.888
Esterbrook, New York	.885

SS

Ward, New York	167
Bastian, Philadelphia	164
Glasscock, St. Louis	156

Glasscock, St. Louis	397
Burns, Chicago	370
Ward, New York	350

Glasscock, St. Louis	.917
Ward, New York	.904
Bastian, Philadelphia	.890

RF

Lillie, Buffalo	183
Dorgan, New York	142
Radford, Providence	141

M. Kelly, Chicago	29
O. Shaffer, St. Louis	28
Radford, Providence	26

M. Dorgan, New York	.905
Jack Manning, Philadelphia	.896
Lillie, Buffalo	.862

CF

Fogarty, Philadelphia	227
Hanlon, Detroit	220
Gore, Chicago	204

Fogarty, Philadelphia	26
Jim Manning, Boston	21
Hanlon, Detroit	19

Fogarty, Philadelphia	.941
O'Rourke, New York	.940
Jim Manning, Boston	.898

LF

C. Carroll, Providence	207
Dalrymple, Chicago	180
Andrews, Philadelphia	175

Seery, St. Louis	16
Dalrymple, Chicago	16
Gillespie, New York	12

Gillespie, New York	.942
Andrews, Philadelphia	.921
C. Carroll, Providence	.886

THE ANNUAL RECORD

Putouts

C

Flint, Chicago	356
Bennett, Detroit	347
Ewing, New York	337

P

Keefe, New York	30
C. Ferguson, Philadelphia	27
Clarkson, Chicago	26
Boyle, St. Louis	26

Double Plays

1B

Connor, New York	66
Anson, Chicago	62
Brouthers, Buffalo	54

2B

Pfeffer, Chicago	66
Gerhardt, New York	59
Dunlap, St. Louis	53

3B

Williamson, Chicago	18
Sutton, Boston	18
Esterbrook, New York	14

SS

Ward, New York	36
T. Burns, Chicago	35
Bastian, Philadelphia	34

RF

Radford, Providence	7
Lillie, Buffalo	4
M. Dorgan, New York	4

CF

Fogarty, Philadelphia	5
P. Hines, Providence	3
Jim Manning, Boston	3

LF

Dalrymple, Chicago	2
C. Carroll, Providence	2
Gillespie, New York	2

C

Gilligan, Providence	13
Bennett, Detroit	10
Ewing, New York	8

Assists

Ewing, New York	102
Flint, Chicago	100
G. Myers, St. Louis	95

Clarkson, Chicago	174
J. Whitney, Boston	128
Buffinton, Boston	118

Errors

Anson, Chicago	57
Four with	31

Pfeffer, Chicago	86
Gerhardt, New York	65
A. Myers, Philadelphia	64

Mulvey, Philadelphia	62
Williamson, Chicago	45
Denny, Providence	43
Sutton, Boston	43

T. Burns, Chicago	96
Wise, Boston	67
Bastian, Philadelphia	62

Lillie, Buffalo	33
Radford, Providence	29
M. Kelly, Chicago	19

Hanlon, Detroit	38
P. Hines, Providence	34
Gore, Chicago	29

C. Carroll, Providence	28
Dalrymple, Chicago	27
Crowley, Buffalo	23

Cusick, Philadelphia	57
Gilligan, Providence	57
Gunning, Boston	45
G. Myers, St. Louis	45

Fielding Average

Flint, Chicago	.927
Bennett, Detroit	.919
Ewing, New York	.918

McCormick, Prov-Chic	.951
Radbourn, Providence	.937
C. Ferguson, Philadelphia	.927

TC/Game

Anson, Chicago	12.0
McKinnon, St. Louis	11.5
Connor, New York	11.4

Pfeffer, Chicago	7.4
Dunlap, St. Louis	7.0
Gerhardt, New York	6.5

Denny, Providence	4.0
Mulvey, Philadelphia	3.80
Sutton, Boston	3.77

Wise, Boston	6.0
T. Burns, Chicago	5.6
Glasscock, St. Louis	5.48

Radford, Providence	2.2
Lillie, Buffalo	2.1
M. Dorgan, New York	1.09

Fogarty, Philadelphia	3.1
P. Hines, Providence	2.7
Hanlon, Detroit	2.6

C. Carroll, Providence	2.4
Andrews, Philadelphia	2.04
Crowley, Buffalo	1.99

Bennett, Detroit	7.61
Ewing, New York	7.59
Flint, Chicago	7.2

Leaders in Passed Balls: Myers, Buffalo (57); Gunning, Boston (46); Three with 44

P

Clarkson, Chicago	8	Clarkson, Chicago	20	McCormick, Prov-Chicago	3.6
Radbourn, Providence	7	J. Whitney, Boston	16	Galvin, Buffalo	3.4
Buffinton, Philadelphia	5	Welch, New York	14	J. Whitney, Boston	3.2

CHICAGO**Cap Anson**

West Side Park I

	G	AB	H	R	2B	3B	HR	RBI	BB	SO	BA	SA	OBP
LF Abner Dalrymple	113	492	135	109	27	12	11	61	46	42	.274	.445	.336
2B Fred Pfeffer	112	469	113	90	12	7	5	73	26	47	.241	.328	.281
1B Cap Anson	112	464	144	100	35	7	7	108	34	13	.310	.461	.357
SS Tom Burns	111	445	121	82	23	9	7	71	16	48	.272	.411	.297
CF George Gore	109	441	138	115	21	13	5	57	68	25	.313	.454	.405
RF Mike Kelly	107	438	126	124	24	7	9	75	46	24	.288	.438	.355
3B Ned Williamson	113	407	97	87	16	5	3	65	75	60	.238	.324	.357
P John Clarkson	72	283	61	34	11	5	4	32	3	44	.216	.332	.224
C Silver Flint	68	249	52	27	8	2	1	17	2	52	.209	.269	.215
Sub Billy Sunday	46	172	44	36	3	3	2	20	12	33	.256	.343	.304
P Jim McCormick (2)	25	103	23	13	1	4	0	16	1	18	.223	.311	.231
Sub Sy Sutcliffe (1)	11	43	8	5	1	1	0	4	2	5	.186	.256	.222
P Ted Kennedy	10	36	3	3	0	0	0	1	0	10	.083	.083	.083
P Larry Corcoran (1)	8	22	6	6	1	0	0	4	6	6	.273	.318	.429
Sub Jimmy Ryan	3	13	6	2	1	0	0	2	1	1	.462	.538	.500
Sub Jim McCauley (2)	3	6	1	1	0	0	0	0	2	3	.167	.167	.375
Sub Wash Williams	1	4	1	0	0	0	0	0	0	0	.250	.250	.250
Sub Bill Krieg (1)	1	3	0	0	0	0	0	0	0	2	.000	.000	.000
Sub Ed Gastfield (2)	1	3	0	0	0	0	0	0	0	1	.000	.000	.000
	113	4093	1079	834	184	75	54	606	340	429	.264	.385	.320

1B—Anson 112, Kelly 2

2B—Pfeffer 109, Kelly 6, Burns 1

SS—Burns 111, Ryan 2, Corcoran 1

3B—Williamson 113, Kelly 2, Kennedy 1, Clarkson 1

OF—Dalrymple 113, Gore 109, Kelly 69, Sunday 46, Clarkson 3, McCauley 2, Williams 1, Krieg 1, Sutcliffe 1, McCormick 1, Flint 1, Pfeffer 1, Ryan 1

C—Flint 68, Kelly 37, Sutcliffe 10, McCauley 2, Gastfield 1, Williamson 1, Anson 1

P—Clarkson 70, McCormick 24, Kennedy 9, Corcoran 7, Pfeffer 5, Williamson 2, Williams 1

	Pos	G	TC	PO	A	DP	E	PB	FA
Williamson	3B	113	416	113	258	18	45	1	.892
Dalrymple	LF	113	223	180	16	2	27	—	.879
Anson	1B	112	1349	1253	39	62	57	—	.958
Burns	SS	111	617	151	370	35	96	—	.844
Pfeffer	2B	109	802	325	391	66	86	—	.893
Gore	CF	109	250	204	17	2	29	—	.884
Clarkson	P	70	220	26	174	8	20	—	.909
Kelly	RF	69	143	95	29	2	19	—	.867
"	C	37	240	146	64	2	30	36	.875
Flint	C	68	492	356	100	2	36	45	.927
Sunday	OF@	46	63	46	6	2	11	—	.825
McCormick	P	24	78	20	54	3	4	—	.949*
Sutcliffe	C	11	68	46	11	0	11	17	.838
		113	5136	3033	1607	80	496	104	.903

	G	IP	H	GS	CG	W	L	SO	BB	Sh	Sv	ERA	WP	HR
John Clarkson #	70	623	497	70	68	53	16	308	97	10	0	1.85	14	21
Jim McCormick (2)	24	215	187	24	24	20	4	88	40	3	0	2.43	3	8
Ted Kennedy	9	78.2	91	9	8	7	2	36	28	0	0	3.43	6	5

THE ANNUAL RECORD

	G	IP	H	GS	CG	W	L	SO	BB	Sh	Sv	ERA	WP	HR
Larry Corcoran (1)	7	59.1	63	7	6	5	2	10	24	1	0	3.64	2	2
Fred Pfeffer	5	31.2	26	2	2	2	1	13	8	0	2	2.56	3	1
Ned Williamson	2	6	2	0	0	0	0	3	0	0	2	0.00	0	0
Wash Williams	1	2	2	1	0	0	0	0	5	0	0	13.50	1	0
	1015.2		868	113	108	87	25	458	202	14	4	2.23	29	37

No-hit game 4-0 vs Providence, July 27

NEW YORK

Jim Mutrie

Polo Grounds I

	G	AB	H	R	2B	3B	HR	RBI	BB	SO	BA	SA	OBP
CF Jim O'Rourke	112	477	143	119	21	16	5	42	40	21	.300	.442	.357
1B Roger Connor	110	455	169	102	23	15	1	65	51	8	.371	.495	.435
SS John Ward	111	446	101	72	8	9	0	37	17	39	.226	.285	.255
LF Pat Gillespie	102	420	123	67	17	6	0	52	15	32	.293	.362	.317
2B Joe Gerhardt	112	399	62	43	12	2	0	33	24	47	.155	.195	.203
3B Tom Esterbrook	88	359	92	48	14	5	2	44	4	28	.256	.340	.264
RF Mike Dorgan	89	347	113	60	17	8	0	46	11	24	.326	.421	.346
C Buck Ewing	81	342	104	81	15	12	6	63	13	17	.294	.471	.330
C Pat Deasley	54	207	53	22	5	1	0	24	9	20	.256	.290	.287
P Mickey Welch	56	199	41	28	8	0	2	19	14	39	.206	.276	.258
Sub Danny Richardson	49	198	52	26	9	3	0	25	10	14	.263	.338	.298
P Tim Keefe	47	166	27	20	1	5	0	12	13	22	.163	.229	.223
P Larry Corcoran (2)	3	14	5	3	0	0	0	2	0	1	.357	.357	.357
	112	4029	1085	691	150	82	16	464	221	312	.269	.359	.307

1B—Connor 110, Ewing 1, Dorgan 1

2B—Gerhardt 112

SS—Ward 111, Ewing 1, Deasley 1

3B—Esterbrook 84, Richardson 21, Ewing 8

OF—O'Rourke 112, Gillespie 102, Dorgan 88, Richardson 22, Ewing 14, Esterbrook 4, Deasley 2, Keefe 2

C—Ewing 63, Deasley 54, O'Rourke 8

P—Welch 56, Keefe 46, Richardson 9, Corcoran 3, Ewing 1

	Pos	G	TC	PO	A	DP	E	PB	FA
Gerhardt	2B	112	731	314	352	59	65	—	.911
O'Rourke	CF	112	183	162	10	0	11	7	.940
Ward	SS	111	572	167	350	36	55	—	.904
Gillespie	LF	102	154	133	12	2	9	—	.942
Connor	1B	110	1251	1178	42	66	31	—	.975
Dorgan	RF	88	169	142	11	4	16	—	.905
Esterbrook	3B	84	305	111	159	14	35	—	.885
Ewing	C	63	478	337	102	8	39	40	.918
"	LF@	14	25	21	3	0	1	—	.960
Welch	P	56	100	16	70	0	14	—	.860
Deasley	C	54	386	281	80	4	25	44	.935
Keefe	P	46	123	30	80	0	13	—	.894
Richardson	RF@	22	40	35	3	0	2	—	.950
"	3B	21	61	15	43	1	3	—	.951
		112	4691	3001	1359	85	331	91	.929

	G	IP	H	GS	CG	W	L	SO	BB	Sh	Sv	ERA	WP	HR
Mickey Welch	56	492	372	55	55	44	11	258	131	7	1	1.66	39	4
Tim Keefe	46	400	300	46	45	32	13	227	102	7	0	1.58	35	6
Danny Richardson	9	75	58	8	7	7	1	21	18	1	0	.240	1	0
Larry Corcoran (2)	3	25	24	3	2	2	1	10	11	0	0	2.88	2	1
Buck Ewing	1	2	4	0	0	0	1	0	3	0	0	4.50	0	0
* One combined shutout on May 25: Keefe 2 innings, Richardson 7 innings														
	994	758	112	111	85	27	516	265	16	1	1.72	77	11	

PHILADELPHIA

Harry Wright

Recreation Park

	G	AB	H	R	2B	3B	HR	RBI	BB	SO	BA	SA	OBP
RF Jack Manning	107	445	114	61	24	4	3	40	37	27	.256	.348	.313
3B Joe Mulvey	107	443	119	74	25	6	6	64	3	18	.269	.393	.274
CF Jim Fogarty	111	427	99	49	13	3	0	39	30	37	.232	.276	.282
LF Ed Andrews	103	421	112	77	15	3	0	23	32	25	.266	.316	.318
1B Sid Farrar	111	420	103	49	20	3	3	36	28	34	.245	.319	.292
SS Charlie Bastian	103	389	65	63	11	5	4	29	35	82	.167	.252	.236
2B Al Myers	93	357	73	25	13	2	1	28	11	41	.204	.261	.228
P Charlie Ferguson	61	235	72	42	8	3	1	27	23	18	.306	.379	.368
C Jack Clements	52	188	36	14	11	3	1	14	2	30	.191	.298	.200
P Ed Daily	50	184	38	22	8	2	1	13	0	25	.207	.288	.207
C Tony Cusick	39	141	25	12	1	0	0	5	1	24	.177	.184	.183
C Charlie Ganzel	34	125	21	15	3	1	0	6	4	13	.168	.208	.194
Sub Tom Lynch	13	53	10	7	3	0	0	1	10	3	.189	.245	.317
P Bill Vinton	10	30	2	2	0	0	0	1	1	12	.067	.067	.067
P The Only Nolan	8	26	2	1	1	0	0	1	3	8	.077	.115	.172
Sub John Hiland	3	9	0	0	0	0	0	0	0	4	.000	.000	.000
	111	3893	891	513	156	35	20	327	220	401	.229	.302	.270

1B—Farrar 111

2B—Myers 93, Fogarty 10, Andrews 5, Hiland 3

SS—Bastian 103, Fogarty 8

3B—Mulvey 107, Fogarty 5

OF—Manning 107, Andrews 99, Fogarty 88, Ferguson 15, Lynch 13, Clements 11, Nolan 1, Ganzel 1, Cusick 1, Mulvey 1, Vinton 1

C—Clements 41, Cusick 38, Ganzel 33

P—Daily 50, Ferguson 48, Vinton 9, Nolan 7

	Pos	G	TC	PO	A	DP	E	PB	FA
Farrar	1B	111	1225	1153	41	50	31	—	.975
Manning	RF	107	173	134	21	3	18	—	.896
Mulvey	3B	107	407	144	201	12	62	—	.848
Bastian	SS	103	563	164	337	34	62	—	.890
Andrews	LF	99	202	175	11	1	16	—	.921
Myers	2B	93	552	201	287	31	64	—	.884
Fogarty	CF	88	269	227	26	5	16	—	.941
"	2B	10	58	25	27	2	6	—	.897
Daily	P	50	110	11	87	2	12	—	.891
Ferguson	P	48	123	27	87	3	9	—	.927
"	CF@	15	37	29	2	0	6	—	.838
Clements	C	41	256	181	47	2	28	44	.891
"	CF@	11	21	15	2	1	4	—	.810

THE ANNUAL RECORD

	Pos	G	TC	PO	A	DP	E	PB	FA
Cusick	C	38	297	180	60	2	57	34	.808
Ganzel	C	33	241	175	39	3	27	26	.888
Lynch	LF@	13	37	26	5	1	6	—	.838
		111	4723	2908	1368	66	447	104	.905

	G	IP	H	GS	CG	W	L	SO	BB	Sh	Sv	ERA	WP	HR
Ed Daily	50	440	370	50	49	26	23	140	90	4	0	2.21	40	12
Charlie Ferguson #	48	405	345	45	45	26	20	197	81	5	0	2.22	15	5
Bill Vinton	9	77	90	9	8	3	6	21	23	0	0	3.04	3	0
The Only Nolan	7	54	55	7	6	1	5	20	24	0	0	4.17	5	1
		976	860	111	108	56	54	378	218	10	0	2.39	63	18

* One combined shutout on July 1: Daily 7 innings, Ferguson 3 innings

No-hit game 1-0 vs Providence, August 29

PROVIDENCE

Frank Bancroft

Messer Street Grounds

	G	AB	H	R	2B	3B	HR	RBI	BB	SO	BA	SA	OBP	
LF Cliff Carroll	104	426	99	62	12	3	1	40	29	29	.232	.282	.279	
CF Paul Hines	98	411	111	63	20	4	1	35	19	18	.270	.345	.301	
1B Joe Start	101	374	103	47	11	4	0	41	39	10	.275	.326	.344	
RF Paul Radford	105	371	90	55	12	5	0	32	33	43	.243	.302	.305	
3B Jerry Denny	83	318	71	40	14	4	3	24	12	53	.223	.321	.252	
UT Charlie Bassett	82	285	41	21	8	2	0	16	19	60	.144	.186	.197	
2B Jack Farrell	68	257	53	27	7	1	1	19	10	25	.206	.253	.236	
C Barney Gilligan	71	252	54	23	7	3	0	12	23	33	.214	.266	.280	
P Charley Radbourn	66	249	58	34	9	2	0	22	36	27	.233	.285	.330	
C Con Daily	60	223	58	20	6	1	0	19	12	20	.260	.296	.298	
SS Arthur Irwin	59	218	39	16	2	1	0	14	14	29	.179	.197	.228	
P Dupee Shaw	49	165	22	17	2	0	0	9	4	38	.133	.145	.154	
Sub Lon Knight (2)	25	81	13	8	1	0	0	8	11	17	.160	.173	.261	
Sub Tim Manning (2)	10	35	2	3	1	0	0	0	1	11	.057	.086	.083	
Sub Denny Lyons	4	16	2	3	1	0	0	1	0	3	.125	.188	.125	
P Jim McCormick (1)	4	14	3	2	1	0	0	0	1	0	.214	.286	.267	
P Edgar Smith	1	4	1	0	0	0	0	0	0	0	.250	.250	.250	
P Charlie Hallstrom	1	4	0	1	0	0	0	0	0	2	.000	.000	.000	
Sub Wyman Andrus	1	4	0	0	0	0	0	0	0	1	.000	.000	.000	
P Bill Stellberger	1	4	0	0	0	0	0	0	0	2	.000	.000	.000	
P John Ward	1	3	0	0	0	0	0	0	0	2	.000	.000	.000	
P Sam Kimber	1	3	0	0	0	0	0	0	0	2	.000	.000	.000	
P Ed Seward	1	3	0	0	0	0	0	0	0	2	.000	.000	.000	
Sub Mike Hines (3)	1	3	0	0	0	0	0	0	0	2	.000	.000	.000	
P John Foley	1	2	0	0	0	0	0	0	1	0	.000	.000	.333	
Sub Cannonball Crane (1)	1	2	0	0	0	0	0	0	1	1	.000	.000	.333	
		110	3727	820	442	114	30	6	292	265	430	.220	.272	.272

1B—Start 101, Daily 7, P. Hines 4

2B—Farrell 68, Bassett 39, Radbourn 2, Gilligan 1, P. Hines 1, Radford 1, Irwin 1

SS—Irwin 58, Bassett 23, Radford 16, Manning 10, Gilligan 5, P. Hines 1, Daily 1

3B—Denny 83, Bassett 20, Lyons 4, P. Hines 1, Irwin 1, Andrus 1

OF—Carroll 104, P. Hines 92, Radford 88, Knight 25, Radbourn 16, Daily 6, Shaw 2, Crane 1, Gilligan 1

C—Gilligan 65, Daily 48, M. Hines 1, Bassett 1

P—Radbourn 49, Shaw 49, McCormick 4, Radford 3, Ward 1, Stellberger 1, Foley 1, Hallstrom 1, Kimber 1, Knight 1, Smith 1, Seward 1

	Pos	G	TC	PO	A	DP	E	PB	FA
Carroll	LF	104	245	207	10	2	28	—	.886
Start	1B	101	1102	1036	35	42	31	—	.972
Hines	CF	92	251	199	18	3	34	—	.865
Radford	RF	88	196	141	26	7	29	—	.852
"	SS	16	66	13	43	0	10		.848
Denny	3B	83	328	128	157	10	43	—	.869
Farrell	2B	68	391	158	194	16	39	—	.900
Gilligan	C	65	446	305	84	13	57	40	.872
Irwin	SS	58	319	70	209	17	40	—	.875
Radbourn	P	49	142	18	115	7	9	—	.937
"	CF@	16	34	19	4	1	11		.676
Shaw	P	49	95	11	76	2	8	—	.916
Daily	C	48	331	220	70	8	41	37	.876
Bassett	2B	39	230	84	123	18	23	0	.900
"	SS	23	114	29	75	5	10		.912
"	3B	20	230	84	123	18	23		.900
Knight	RF@	25	47	39	6	2	2	—	.957
Manning	SS	10	48	18	23	2	7	—	.854
		110	4746	2875	1412	70	459	80	.903

	G	IP	H	GS	CG	W	L	SO	BB	Sh	Sv	ERA	WP	HR
Charley Radbourn	49	445.2	423	49	49	28	21	154	83	2	0	2.20	34	4
Dupee Shaw	49	399.2	343	49	47	23	26	194	99	6	0	2.57	32	5
Jim McCormick (1)	4	37	34	4	4	1	3	8	20	0	0	2.43	7	1
Paul Radford	3	18.1	34	2	2	0	2	3	8	0	0	7.85	1	2
Charlie Hallstrom	1	9	18	1	1	0	1	0	6	0	0	11.00	1	3
Edgar Smith	1	9	9	1	1	1	0	1	0	0	0	1.00	2	0
John Ward	1	8	10	1	1	0	1	3	1	0	0	4.50	0	0
Bill Stellberger	1	8	14	1	1	0	1	0	4	0	0	7.88	3	2
Sam Kimber	1	8	15	1	1	0	1	4	5	0	0	11.25	1	1
John Foley	1	8	6	1	1	0	1	2	5	0	0	4.50	1	0
Ed Seward	1	6	2	0	0	0	0	1	0	0	0	0.00	2	0
Lon Knight (2)	1	4	4	0	0	0	1	1	4	0	0	6.75	1	0
	960.2	912	110	108	53	57	371	235	8	0	0	2.71	85	18

BOSTON

John Morrill

South End Grounds I

	G	AB	H	R	2B	3B	HR	RBI	BB	SO	BA	SA	OBP
3B Ezra Sutton	110	457	143	78	23	8	4	47	17	25	.313	.425	.338
SS Sam Wise	107	424	120	71	20	10	4	46	25	61	.283	.406	.323
1B John Morrill	111	394	89	74	20	7	4	44	64	78	.226	.343	.334
P Charlie Buffinton	82	338	81	26	12	3	1	33	3	26	.240	.302	.246
CF Jim Manning (1)	84	306	63	34	8	9	2	27	19	36	.206	.310	.252
P Jim Whitney	72	290	68	35	8	4	0	36	17	24	.234	.290	.277
RF Tom Poorman	56	227	54	44	5	3	3	25	7	32	.238	.326	.261
C Tom Gunning	48	174	32	17	3	0	0	15	5	29	.184	.201	.207
2B Jack Burdock	45	169	24	18	5	0	0	7	8	18	.142	.172	.181
LF Tommy McCarthy	40	148	27	16	2	0	0	11	5	25	.182	.196	.209

THE ANNUAL RECORD

	G	AB	H	R	2B	3B	HR	RBI	BB	SO	BA	SA	OBP
Sub Gurdon Whiteley	33	135	25	14	2	2	1	7	1	25	.185	.252	.191
C Pat Dealey	35	130	29	18	4	1	1	9	2	14	.223	.292	.235
Sub Walter Hackett	35	125	23	8	3	0	0	9	3	22	.184	.208	.203
Sub Mert Hackett	34	115	21	9	7	1	0	4	2	28	.183	.261	.197
Sub Dick Johnston	26	111	26	17	6	3	1	23	0	15	.234	.369	.234
Sub Joe Hornung	25	109	22	14	4	1	1	7	1	20	.202	.284	.209
Sub Billy Nash	26	94	24	9	4	0	0	11	2	9	.255	.298	.271
Sub Blondie Purcell (2)	21	87	19	9	1	1	0	3	3	15	.218	.253	.244
Sub Mike Hines (1)	14	56	13	11	4	0	0	4	4	5	.232	.304	.283
P Daisy Davis	11	37	7	4	2	0	0	3	1	11	.189	.243	.211
Sub Eddie Tate	4	13	2	1	0	0	0	2	1	3	.154	.154	.214
P Bill Stemmeyer	2	7	3	1	1	0	0	2	0	0	.429	.571	.429
Sub Bill Collver	1	4	0	0	0	0	0	0	0	1	.000	.000	.000
	113	3950	915	528	144	53	22	375	190	522	.232	.312	.267

1B—Morrill 92, Buffinton 15, Whitney 5, Dealey 1, Sutton 1
 2B—Burdock 45, Wise 22, W. Hackett 20, Morrill 17, Nash 8, Sutton 2
 SS—Wise 79, Sutton 16, W. Hackett 15, Dealey 2, Manning 1
 3B—Sutton 91, Nash 19, Dealey 3, Morrill 2
 OF—Manning 83, Poorman 56, McCarthy 40, Whiteley 32, Johnston 26, Hornung 25, Purcell 21, Buffinton 18, Whitney 17,
 Hines 14, Wise 6, Dealey 2, Collver 1
 C—Gunning 48, M. Hackett 34, Dealey 29, Tate 4, Whiteley 1
 P—Whitney 51, Buffinton 51, Davis 11, Stemmeyer 2

	Pos	G	TC	PO	A	DP	E	PB	FA
Morrill	1B	92	1015	952	32	53	31	—	.969
"	2B	17	113	56	48	8	9	—	.920
Sutton	3B	91	343	132	168	18	43	—	.875
"	SS	16	70	50	12	6	8	—	.886
Manning	CF	83	206	164	21	3	21	—	.898
Wise	SS	79	472	135	270	29	67	—	.858
"	2B	22	141	56	67	6	18	—	.872
Poorman	RF	56	105	82	9	1	14	—	.867
Buffinton	P	51	147	16	118	5	13	—	.912
"	RF@	18	30	21	1	0	8	—	.733
"	1B	15	167	159	2	6	6	—	.964
Whitney	P	51	162	18	128	1	16	—	.901
"	CF@	17	37	31	2	0	4	—	.892
Gunning	C	48	365	252	68	4	45	46	.877
Burdock	2B	45	254	99	134	16	21	—	.917
McCarthy	LF	40	89	69	8	0	12	—	.865
M. Hackett	C	34	274	194	53	6	27	20	.901
Whiteley	LF@	32	64	42	8	2	14	3	.781
Dealey	C	29	226	162	42	8	22	23	.903
Johnston	CF@	26	57	40	8	2	9	—	.842
Hornung	LF@	25	37	33	1	0	3	—	.919
Purcell	RF@	21	25	19	2	0	4	—	.840
W. Hackett	2B	20	103	42	50	5	11	—	.893
"	SS	15	64	17	36	4	11	—	.828
Nash	3B	19	59	24	27	3	8	—	.864
Hines	RF@	14	14	11	1	0	2	—	.857
Davis	P	11	18	1	16	0	1	—	.944
		113	4846	2937	1431	79	478	113	.901

	G	IP	H	GS	CG	W	L	SO	BB	Sh	Sv	ERA	WP	HR
Jim Whitney	51	441.1	503	50	50	18	32	200	37	1	0	2.98	32	14
Charlie Buffinton	51	434.1	425	50	49	22	27	242	112	6	0	2.88	28	10
Daisy Davis	11	94.1	110	11	10	5	6	30	28	1	0	4.29	9	2
Bill Stemmeyer	2	11	7	2	2	1	1	8	11	1	0	0.00	2	0
		981	1045	113	111	46	66	480	188	10	0	3.03	71	26

DETROIT

Charlie Morton (7-31) Bill Watkins (34-36)

Recreation Park

	G	AB	H	R	2B	3B	HR	RBI	BB	SO	BA	SA	OBP
CF Ned Hanlon	105	424	128	93	18	8	1	29	47	18	.302	.389	.372
LF George Wood	82	362	105	62	19	8	5	28	13	19	.290	.428	.325
C Charlie Bennett	91	349	94	49	24	13	5	60	47	37	.269	.456	.356
1B Mox McQuery	70	278	76	34	15	4	3	30	8	29	.273	.388	.304
RF Sam Thompson	63	254	77	58	11	9	7	44	16	22	.303	.500	.344
2B Sam Crane	68	245	47	23	4	6	1	20	13	45	.192	.269	.233
3B Jim Donnelly	56	211	49	24	4	3	1	22	10	29	.232	.294	.267
Sub Joe Quest	55	200	39	24	8	2	0	21	14	25	.195	.255	.248
Sub Jerry Dorgan	39	161	46	23	6	2	0	24	8	10	.286	.348	.320
P Stump Wiedman	44	153	24	7	2	1	1	14	8	32	.157	.203	.199
Sub Milt Scott (1)	38	148	39	14	7	0	0	12	4	16	.264	.311	.283
SS Marr Phillips (1)	33	139	29	13	5	0	0	17	0	13	.209	.245	.209
P Charlie Getzein	40	137	29	9	3	0	0	16	4	27	.212	.234	.234
P Lady Baldwin	31	124	30	12	6	3	0	18	6	22	.242	.339	.265
C Deacon McGuire	34	121	23	11	4	2	0	9	5	23	.190	.256	.222
Sub Charlie Morton	22	79	14	9	1	2	0	3	5	10	.177	.241	.226
Sub Jim Manning (2)	20	78	21	15	4	0	1	9	4	10	.269	.359	.305
Sub Frank Ringo (1)	17	65	16	12	3	0	0	2	0	7	.246	.292	.246
Sub Chub Collins	14	55	10	8	0	2	0	6	0	11	.182	.255	.182
Sub Jim Halpin	15	54	7	3	2	0	0	1	1	12	.130	.167	.145
P Dan Casey	12	43	5	3	0	1	0	1	1	11	.116	.163	.136
Sub Gene Moriarity	11	39	1	1	1	0	0	0	0	10	.026	.051	.026
Sub Jerrie Moore	6	23	4	2	1	0	0	0	1	3	.174	.217	.208
Sub Nat Kellogg	5	17	2	4	1	0	0	0	1	5	.118	.176	.167
Sub Frank Olin	1	4	2	1	0	0	0	0	0	0	.500	.500	.500
Sub George Bryant	1	4	0	0	0	0	0	1	0	2	.000	.000	.000
P Frank Meinke	1	3	0	0	0	0	0	0	0	1	.000	.000	.000
Sub Ed Gastfield (1)	1	3	0	0	0	0	0	0	0	2	.000	.000	.000
	108	3773	917	514	149	66	25	387	216	451	.243	.337	.284

1B—McQuery 69, Scott 38, Donnelly 1

2B—Crane 68, Quest 39, Wiedman 1, Bryant 1

SS—Phillips 33, Manning 20, Halpin 15, Quest 15, Collins 14, Kellogg 5, Morton 4, Wood 1, Moriarity 1

3B—Donnelly 56, Morton 18, Wood 12, Bennett 10, Ringo 8, Moriarty 4, Olin 1

OF—Hanlon 105, Wood 70, Thompson 63, Dorgan 39, Bennett 19, Baldwin 12, Moriarity 6, McGuire 3, Getzein 2, McQuery 1, Meinke 1, Wiedman 1, Ringo 1, Quest 1

C—Bennett 62, McGuire 31, Ringo 8, Moore 6, Gastfield 1

P—Wiedman 38, Getzein 37, Baldwin 21, Casey 12, Meinke 1, Wood 1, Moriarity 1

	Pos	G	TC	PO	A	DP	E	PB	FA
Hanlon	CF	105	277	220	19	2	38	—	.863
Wood	LF	70	139	112	11	1	16	—	.885
"	3B	38	43	13	26	2	4	—	.750
McQuery	1B	69	753	707	28	32	18	—	.976

THE ANNUAL RECORD

	Pos	G	TC	PO	A	DP	E	PB	FA
Crane	2B	68	414	179	197	21	38	—	.908
Bennett	C	62	472	347	87	10	38	18	.919
"	RF@	19	14	10	2	0	2		.857
"	3B	10	48	22	17	3	9		.813
Thompson	RF	62	122	84	24	0	14	—	.885
Donnelly	3B	55	206	73	102	3	31	—	.850
Quest	2B	39	255	107	122	10	26	—	.898
"	SS	15	67	10	46	3	11		.836
Dorgan	RF@	39	70	55	5	2	10	—	.857
Wiedman	P	38	83	14	58	0	11	—	.867
Scott	1B	38	426	394	18	17	14	—	.967
Getzein	P	37	91	17	66	0	8	—	.912
Phillips	SS	33	176	35	120	6	21	—	.881
McGuire	C	31	327	249	52	2	26	21	.920
Baldwin	P	21	58	8	43	1	7	—	.871
"	LF@	12	25	21	1	0	3		.880
Manning	SS	20	91	20	53	3	18	—	.802
Morton	3B	18	76	20	37	2	19	—	.750
Halpin	SS	15	78	12	54	3	12	—	.846
Collins	SS	14	53	7	35	3	11	—	.792
Casey	P	12	28	3	24	0	1	—	.964
		108	4697	2880	1354	61	462	74	.901

	G	IP	H	GS	CG	W	L	SO	BB	Sh	Sv	ERA	WP	HR
Stump Wiedman	38	330	343	38	37	14	24	149	83	3	0	3.14	15	7
Charlie Getzein	37	330	360	37	37	12	25	110	92	1	0	3.03	13	8
Lady Baldwin	21	179.1	137	20	19	11	9	135	28	1	1	1.86	8	2
Dan Casey	12	104	105	12	12	4	8	79	35	1	0	3.29	2	1
Frank Meinke	1	5	13	1	0	0	1	0	4	0	0	3.60	0	0
George Wood	1	4	5	0	0	0	0	1	1	0	0	0.00	2	0
Gene Moriarity	1	2	3	0	0	0	0	1	1	0	0	9.00	1	0
		954.1	966	108	105	41	67	475	224	6	1	2.88	41	18

BUFFALO

Jim Galvin (7-17) Jack Chapman (31-57)

Olympic Park I

	G	AB	H	R	2B	3B	HR	RBI	BB	SO	BA	SA	OBP
RF Jim Lillie	112	430	107	49	13	3	2	30	6	39	.249	.307	.259
CF Hardy Richardson	96	426	136	90	19	11	6	44	20	22	.319	.458	.350
SS Jack Rowe	98	421	122	62	28	8	2	51	13	19	.290	.409	.311
1B Dan Brouthers	98	407	146	87	32	11	7	59	34	10	.359	.543	.408
3B Deacon White	98	404	118	54	6	6	0	57	12	11	.292	.337	.313
LF Bill Crowley	92	344	83	29	14	1	1	36	21	32	.241	.297	.285
C George Myers	89	326	67	40	7	2	0	19	23	40	.206	.239	.258
2B Davy Force	71	253	57	20	6	1	0	15	13	19	.225	.257	.226
P Jim Galvin (1)	34	122	23	14	4	2	1	10	1	27	.189	.279	.195
Sub Dan Stearns (2)	30	105	21	7	6	1	0	9	8	23	.200	.276	.257
P Pete Wood	28	104	23	10	3	1	0	5	0	18	.221	.269	.221
P Billy Serad	30	104	16	8	3	0	0	3	1	19	.154	.183	.162
P Pete Conway	29	90	10	7	5	0	1	7	5	28	.111	.200	.158
Sub Jim McCauley (1)	24	84	15	4	2	1	0	7	11	12	.179	.226	.274
Sub Cannonball Crane (2)	13	51	14	5	0	1	2	9	3	8	.275	.431	.315
Sub Scrappy Carroll	13	40	3	1	0	0	0	1	2	8	.075	.075	.119

	G	AB	H	R	2B	3B	HR	RBI	BB	SO	BA	SA	OBP
Sub Gil Hatfield	11	30	4	1	0	1	0	0	0	11	.133	.200	.133
Sub Moxie Hengle	7	26	4	2	0	0	0	0	1	2	.154	.154	.185
Sub Dave Egler	6	24	2	0	0	0	0	0	2	4	.083	.063	.154
Sub Joe Stabell	7	22	1	0	0	0	0	0	0	9	.045	.045	.045
Sub Buttercup Dickerson	5	21	1	1	1	0	0	0	1	4	.048	.095	.091
Sub Denny Driscoll	7	19	3	2	0	0	0	0	2	5	.158	.158	.238
Sub Dick Phelan (1)	4	16	2	2	0	0	1	3	0	3	.125	.313	.125
Sub Jim McDonald	5	14	0	0	0	0	0	0	0	4	.000	.000	.000
Sub Charles Ritter	2	6	1	0	0	0	0	0	0	2	.167	.167	.167
Sub Fred Wood	1	4	1	0	0	0	0	0	0	0	.250	.250	.250
P. J. Fisher	1	4	0	0	0	0	0	0	0	0	.000	.000	.000
P John Connor (1)	1	3	0	0	0	0	0	0	0	1	.000	.000	.000
	112	3900	980	495	149	50	23	365	179	380	.251	.333	.284

1B—Brouthers 98, Stearns 12, P. Wood 2, Lillie 1, Conway 1

2B—Richardson 50, Force 42, Driscoll 7, Hengle 5, Phelan 4, Hatfield 3, Ritter 2, Staples 1

SS—Rowe 65, Force 24, Stearns 19, McDonald 4, Lillie 3, Richardson 1, Conway 1

3B—White 98, Hatfield 8, Force 6

OF—Lillie 112, Crowley 92, Richardson 48, Myers 23, Carroll 13, Crane 13, Rowe 12, Egler 6, Stabell 6, Dickerson 5,

McCauley 4, P. Wood 4, Hengle 3, Conway 2, Galvin 1, McDonald 1

C—Myers 69, Rowe 23, McCauley 21, Stearns 2, F. Wood 1

P—Galvin 33, Serad 30, Conway 27, P. Wood 24, Richardson 1, Fisher 1, Connor 1

	Pos	G	TC	PO	A	DP	E	PB	FA
Lillie	RF	112	239	183	23	4	33	—	.862
Brouthers	1B	98	1047	996	25	54	26	—	.975
White	3B	98	356	118	198	12	40	—	.888
Crowley	LF	92	183	152	8	1	23	—	.874
Myers	C	69	445	305	95	4	45	57	.899
"	CF@	23	45	36	1	0	8		.822
Rowe	SS	65	308	71	186	26	51		.834
"	C	23	166	123	30	0	13	12	.933
"	CF@	12	28	25	0	0	3		.893
Richardson	2B	50	367	163	169	17	35	—	.905
"	CF	48	140	120	6	2	14		.900
Force	2B	42	280	113	134	23	33	—	.882
"	SS	24	103	28	66	5	9		.913
Galvin	P	33	113	17	83	3	13	—	.885
Serad	P	30	56	9	38	2	9	—	.839
Conway	P	27	63	3	53	0	7	—	.889
P. Wood	P	24	60	8	43	0	9	—	.850
McCauley	C	21	141	94	38	1	9	24	.936
Stearns	SS	19	95	32	46	4	17	—	.821
"	1B	12	102	93	3	3	6	4	.941
Carroll	CF@	13	26	18	4	0	2	—	.917
Crane	LF@	13	26	20	0	0	6	—	.769
		112	4697	2869	1364	65	464	97	.901

	G	IP	H	GS	CG	W	L	SO	BB	Sh	Sv	ERA	WP	HR
Jim Galvin (1)	33	284	356	32	31	13	19	93	37	3	1	4.09	14	8
Billy Serad	30	241.1	299	29	27	7	21	90	80	0	0	4.10	38	5
Pete Conway	27	210	256	27	26	10	17	94	44	1	0	4.67	21	10
Pete Wood	24	198.2	235	22	21	8	15	38	66	0	0	4.44	21	8

THE ANNUAL RECORD

	G	IP	H	GS	CG	W	L	SO	BB	Sh	Sv	ERA	WP	HR
J. Fisher	1	9	10	1	1	0	1	4	2	0	0	5.00	2	0
John Connor (1)	1	9	14	1	1	0	1	0	2	0	0	4.00	1	0
Hardy Richardson	1	4	5	0	0	0	0	1	3	0	0	2.25	2	0
	956	1175	112	107	38	74	320	234	4	1	4.29	99	31	

ST. LOUIS

Fred Dunlap (30-40) Alex McKinnon (6-32)

Union Park

	G	AB	H	R	2B	3B	HR	RBI	BB	SO	BA	SA	OBP
SS Jack Glasscock	111	446	125	66	18	3	1	40	29	10	.280	.341	.324
2B Fred Dunlap	106	423	114	70	11	5	2	25	41	24	.270	.333	.313
1B Alex McKinnon	100	411	121	42	21	6	1	44	8	31	.294	.382	.308
CF Joe Quinn	97	343	73	27	8	2	0	15	9	38	.213	.248	.233
P Charlie Sweeney	71	267	55	27	7	1	0	14	12	33	.206	.240	.240
3B Ed Caskin	71	262	47	31	3	0	0	12	12	22	.179	.191	.215
P Henry Boyle	72	258	52	24	9	1	1	21	13	38	.202	.256	.240
RF Orator Shaffer (1)	69	257	50	30	11	2	0	18	19	31	.195	.253	.250
LF Emmett Seery	59	216	35	20	7	0	1	14	16	37	.162	.208	.220
C Fatty Briody	62	215	42	14	9	0	1	17	12	23	.195	.251	.238
OF Fred Lewis	45	181	53	12	9	0	1	27	9	10	.293	.359	.326
C George Baker	38	131	16	5	0	0	0	5	9	26	.122	.122	.179
Sub Dave Rowe	16	62	10	8	3	0	0	3	5	8	.161	.210	.224
Sub Dick Burns	14	54	12	2	2	1	0	4	3	8	.222	.296	.283
P John Kirby	14	50	3	2	0	0	0	0	1	17	.060	.060	.078
Sub Sy Sutcliffe (2)	16	49	6	2	1	0	0	4	5	10	.122	.143	.204
P Hugh Daily	11	35	3	1	0	0	0	1	2	10	.086	.086	.135
P John Healy	8	24	1	0	0	0	0	0	0	12	.042	.042	.042
Sub Rooney Sweeney	3	11	1	1	0	0	0	0	0	4	.091	.091	.091
P Billy Palmer	4	11	1	1	0	0	0	1	3	7	.091	.091	.286
Sub Jack Brennan	3	10	1	0	0	0	0	1	1	1	.100	.100	.182
Sub Tom Dolan	3	9	2	1	0	0	0	0	2	1	.222	.222	.364
Sub Jack Fogarty	2	8	1	1	0	0	0	0	0	1	.125	.125	.125
Sub Jack Gleason	2	7	1	0	0	0	0	0	0	1	.143	.143	.143
Sub Trick McSorley	2	6	3	2	1	0	0	1	2	2	.500	.667	.571
Sub Billy Alvord	2	5	0	0	0	0	0	0	1	2	.000	.000	.167
Sub Dick Phelan (2)	1	4	1	1	1	0	0	1	0	2	.250	.500	.250
Sub Charlie Krehmeyer (2)	1	3	0	0	0	0	0	0	0	2	.000	.000	.000
	111	3758	829	390	121	21	8	279	214	412	.221	.270	.263

1B—McKinnon 100, Quinn 11

2B—Dunlap 106, Boyle 2, Glasscock 1, Briody 1, Baker 1

SS—Glasscock 110, Caskin 1

3B—Caskin 69, Quinn 31, Baker 3, Alvord 2, McSorley 2, Gleason 2, Briody 1, Seery 1, Brennan 1, Phelan 1

OF—Shaffer 69, Seery 59, Quinn 57, Lewis 45, C. Sweeney 39, Boyle 31, Rowe 16, Burns 14, Baker 2, Sutcliffe 2, Fogarty 2,

R. Sweeney 2, Brennan 2, Briody 1

C—Briody 60, Baker 32, Sutcliffe 15, Dolan 3, Caskin 2, R. Sweeney 1, Krehmeyer 1

P—Boyle 42, C. Sweeney 35, Kirby 14, Daily 11, Healy 8, Palmer 4, Burns 1

	Pos	G	TC	PO	A	DP	E	PB	FA
Glasscock	SS	110	603	156	397	33	50	—	.917
Dunlap	2B	106	737	314	374	53	49	—	.934
McKinnon	1B	100	1153	1102	26	50	25	—	.978
Caskin	3B	69	250	82	139	5	29	1	.884
Shaffer	RF	69	146	106	28	0	12	—	.918

	Pos	G	TC	PO	A	DP	E	PB	FA
Briody	C	60	365	243	83	3	39	44	.893
Seery	LF	59	127	95	16	1	16	—	.874
Quinn	CF	57	104	83	8	0	13	—	.875
"	3B	31	116	33	64	1	19	—	.836
"	1B	11	120	113	4	3	3	—	.975
Lewis	CF@	45	93	71	18	2	4	—	.957
Boyle	P	42	106	26	71	4	10	—	.907
"	RF@	31	69	62	2	0	5	—	.928
Sweeney	LF@	39	81	62	5	1	14	—	.827
"	P	35	94	19	62	2	13	—	.862
Baker	C	32	207	148	31	1	28	30	.865
Rowe	LF	16	32	28	1	1	3	—	.906
Burns	RF@	14	22	13	2	1	7	—	.682
Kirby	P	14	34	5	22	1	7	—	.794
Sutcliffe	C	14	84	59	15	0	10	17	.881
Daily	P	11	22	0	21	1	1	—	.955
		111	4737	2887	1452	67	398	107	.916

	G	IP	H	GS	CG	W	L	SO	BB	Sh	Sv	ERA	WP	HR
Henry Boyle	42	366.2	346	39	39	16	24	133	100	1	0	2.75	24	2
Charlie Sweeney	35	275	276	35	32	11	21	84	50	2	0	3.93	14	6
John Kirby	14	129.1	118	14	14	5	8	46	44	0	0	3.55	10	0
Hugh Daily	11	91.1	92	11	10	3	8	31	44	1	0	3.94	2	5
John Healy	8	66	54	8	8	1	7	32	20	0	0	3.00	14	0
Billy Palmer	4	34	46	4	4	0	4	9	20	0	0	3.44	6	2
Dick Burns	1	3	3	0	0	0	0	2	0	0	0	9.00	1	0
	965.1	935	111	107	36	72	337	278	4	0	0	3.37	65	15

WORLD'S SERIES

St. Louis (AA) tied Chicago (NL) 3 games to 3 with 1 tie game

- Game 1 at West Side Park (Chi), Oct. 14: StL (Caruthers) 5, Chi (Clarkson) 5
- Game 2 at Sportsman's Park (StL), Oct. 15: Chi (McCormick) 5, StL (Foutz) 4 (forfeit)
- Game 3 at Sportsman's Park (StL), Oct. 16: StL (Caruthers) 7, Chi (Clarkson) 4
- Game 4 at Sportsman's Park (StL), Oct. 17: StL (Foutz) 3, Chi (McCormick) 2
- Game 5 at Recreation Park (Pit), Oct. 22: Chi (Clarkson) 9, StL (Foutz) 2
- Game 6 at American Park (Cin), Oct. 23: Chi (McCormick) 9, StL (Caruthers) 2
- Game 7 at American Park (Cin), Oct. 24: StL (Foutz) 13, Chi (McCormick) 4

ST. LOUIS

	G	AB	H	R	2B	3B	HR	RBI*	BB	BA	SA
CF Curt Welch	7	27	4	5	1	1	0	—	1	.146	.259
SS Bill Gleason	7	26	6	5	2	0	0	—	1	.231	.308
1B Charlie Comiskey	7	24	7	6	0	0	0	—	0	.292	.292
LF Tip O'Neill	7	24	5	4	0	0	0	—	0	.208	.208
RF/C Yank Robinson	7	23	4	5	0	1	0	—	0	.174	.304
2B Sam Barkley	7	23	2	3	0	0	0	—	2	.087	.087
3B Arlie Latham	7	22	7	5	3	0	0	—	2	.318	.455
P/RF Bob Caruthers	5	15	3	1	0	1	0	—	1	.200	.333
C Doc Bushong	4	13	2	1	0	0	0	—	0	.154	.154
P Dave Foutz	4	12	2	1	0	0	0	—	0	.167	.167
RF Hugh Nicol	1	2	0	0	0	0	0	—	0	.000	.000

THE ANNUAL RECORD

	G	IP	H	GS	CG	W	L	SO	BB	Sh	Sv	ERA
Dave Foutz	4	29.1	30	4	4	2	2	14	9	0	0	0.61
Bob Caruthers	3	26	25	3	3	1	1	16	4	0	0	2.42
		55.1	55	7	7	3	3	30	13	0	0	1.46

CHICAGO

	G	AB	H	R	2B	3B	HR	RBI*	BB	BA	SA
2B Fred Pfeffer	7	27	11	5	2	0	1	—	0	.407	.593
1B Cap Anson	7	26	11	8	1	0	0	—	2	.423	.538
LF Abner Dalrymple	7	26	7	4	2	0	1	—	2	.269	.462
RF/C Mike Kelly	7	26	9	9	3	1	0	—	2	.346	.538
SS/3B Tom Burns	7	25	2	3	0	1	0	—	0	.080	.120
3B/SS Ned Williamson	7	23	2	1	0	0	0	—	4	.087	.087
CF Billy Sunday	6	22	6	5	2	0	0	—	2	.273	.364
P Jim McCormick	5	17	3	1	0	0	0	—	0	.176	.176
C Silver Flint	4	14	2	0	0	0	0	—	0	.143	.143
P/RF John Clarkson	4	13	2	1	1	0	0	—	0	.154	.231
RF Bug Holliday	1	4	0	0	0	0	0	—	0	.000	.000
CF George Gore	1	3	0	1	0	0	0	—	1	.000	.000
	7	226	55	38	11	3	2	—	13	.243	.345

	G	IP	H	GS	CG	W	L	SO	BB	Sh	Sv	ERA
Jim McCormick	5	36	27	5	5	3	2	19	6	0	0	2.00
John Clarkson	2	16	15	2	2	0	1	15	1	0	0	1.13
		52	42	7	7	3	3	34	7	0	0	1.73

* Batter strikeouts and stolen bases also are currently unavailable.

AMERICAN ASSOCIATION

	G	W	L	Pct	H	R	GB	Attendance
1. St. Louis Browns	112	79	33	.705	44-11	35-22	—	129,000
2. Cincinnati Reds	112	63	49	.563	35-21	28-28	16	120,000
3. Pittsburgh Alleghenys	111	56	55	.505	37-20	19-35	22.5	82,000
4. Philadelphia Athletics	113	55	57	.491	33-23	22-34	24	169,000
5. Brooklyn Grays	112	53	59	.473	36-22	17-37	26	85,000
Louisville Colonels	112	53	59	.473	37-19	16-40	26	108,000
7. New York Metropolitans	108	44	64	.407	28-24	16-40	33	64,000
8. Baltimore Orioles	110	41	68	.376	29-25	12-43	36	60,000

	Chi	NY	Phi	Pro	Bos	Det	Buf	StL	Tot
St. Louis	—	10	10	12	12	9	12	14	79
Cincinnati	6	—	9	9	11	8	10	10	63
Pittsburgh	6	7	—	6	10	10	7	10	56
Philadelphia	4	7	10	—	5	8	11	10	55
Brooklyn	4	5	6	11	—	10	8	9	53
Louisville	7	8	6	8	6	—	9	9	53
New York	4	6	8	5	8	7	—	6	44
Baltimore	2	6	6	6	7	7	7	—	41
	33	49	55	57	59	59	64	69	444

SEASON LEADERS

Batting Average (300 ABs)

1. Browning, Louisville	.362
2. Orr, New York	.342
3. Larkin, Philadelphia	.329
4. C. Jones, Cincinnati	.322
5. Stovey, Philadelphia	.315

Slugging Average

1. Orr, New York	543
2. Browning, Louisville	530
3. Larkin, Philadelphia	525
4. Stovey, Philadelphia	488
5. C. Jones, Cincinnati	462

On-Base Percentage

1. Browning, Louisville	.393
2. Larkin, Philadelphia	.372
3. Stovey, Philadelphia	.371
4. T. Brown, Pittsburgh	.366
5. Phillips, Brooklyn	.364

Total Bases

1. Browning, Louisville	255
2. Orr, New York	241
3. Larkin, Philadelphia	238
4. Stovey, Philadelphia	237
5. C. Jones, Cincinnati	225

Home Runs

1. Stovey, Philadelphia	13
2. Fennelly, Cincinnati	10
3. Browning, Louisville	9
4. Larkin, Philadelphia	8
5. Orr, New York	6

RBI

1. Fennelly, Cincinnati	89
2. Larkin, Philadelphia	88
3. Orr, New York	77
4. Stovey, Philadelphia	75
5. Browning, Louisville	73

Hits

1. Browning, Louisville	174
2. C. Jones, Cincinnati	157
3. Stovey, Philadelphia	153
4. Orr, New York	152
5. Larkin, Philadelphia	149

Runs

1. Stovey, Philadelphia	130
2. Larkin, Philadelphia	114
3. C. Jones, Cincinnati	108
4. Nelson, New York	98
Browning, Louisville	98

Bases on Balls

1. Nelson, New York	61
2. Macullar, Baltimore	49
Hotaling, Brooklyn	49
4. Stovey, Philadelphia	39
5. Fennelly, Cincinnati	38
Stearns, Baltimore	38

Hit By Pitch

1. B. Gleason, St. Louis	15
2. Phillips, Brooklyn	11
3. Roseman, New York	10
4. C. Jones, Cincinnati	9
5. Eden, Pittsburgh	8
Field, Pittsburgh-Balt	8

OPS

1. Browning, Louisville	.923
2. Orr, New York	.901
3. Larkin, Philadelphia	.897
4. Stovey, Philadelphia	.858
5. C. Jones, Cincinnati	.824

PITCHING

Wins

1. Caruthers, St. Louis	40
2. Morris, Pittsburgh	39
3. Foutz, St. Louis	33
Porter, Brooklyn	33
5. Mathews, Philadelphia	30
Hecker, Louisville	30

Losses

1. Henderson, Baltimore	35
2. Morris, Pittsburgh	24
3. Hecker, Louisville	23
4. Porter, Brooklyn	21
Lynch, New York	21
Cushman, Phila-New York	21

Innings

1. Morris, Pittsburgh	581
2. Henderson, Pittsburgh	539.1
3. Caruthers, St. Louis	482.1
4. Porter, Brooklyn	481.2
5. Hecker, Louisville	480

Complete Games

1. Morris, Pittsburgh	63
2. Henderson, Baltimore	59
3. Porter, Brooklyn	53
Caruthers, St. Louis	53
5. Hecker, Louisville	51

Strikeouts

1. Morris, Pittsburgh	298
2. Mathews, Philadelphia	286
3. Henderson, Baltimore	263
4. Hecker, Louisville	209
5. Porter, Brooklyn	197

Winning Pct. (25 decisions)

1. Caruthers, St. Louis	.755
2. Foutz, St. Louis	.702
3. Mathews, Philadelphia	.638
4. Morris, Pittsburgh	.619
5. Porter, Brooklyn	.611

ERA (112 Innings)

1. Caruthers, St. Louis	2.07
2. Hecker, Louisville	2.18
3. Morris, Pittsburgh	2.35
4. Mathews, Philadelphia	2.43
5. Foutz, St. Louis	2.63

Lowest OOBP

1. Morris, Pittsburgh	.247
2. Caruthers, St. Louis	.260
3. Cushman, Phila-New York	.263
4. Hecker, Louisville	.265
5. Mathews, Philadelphia	.267
McGinnis, St. Louis	.267

Lowest OBA

1. Morris, Pittsburgh	.208
2. Mays, Louisville	.219
3. Porter, Brooklyn	.223
4. McGinnis, St. Louis	.225
5. Foutz, St. Louis	.227

FIELDING

Putouts		Assists		Fielding Average	
1B					
Phillips, Brooklyn	1109	Field, Pitt-Baltimore	28	Phillips, Brooklyn	.973
Orr, New York	1089	Kerins, Louisville	28	Comiskey, St. Louis	.969
Reilly, Cincinnati	1034	Stovey, Philadelphia	28	Stovey, Philadelphia	.967
2B					
P. Smith, Pittsburgh	372	P. Smith, Pittsburgh	384	McPhee, Cincinnati	.936
McPhee, Cincinnati	339	McPhee, Cincinnati	354	P. Smith, Pittsburgh	.922
T. McLaughlin, Louisville	320	Barkley, St. Louis	328	Barkley, St. Louis	.921
3B					
Carpenter, Cincinnati	153	Latham, St. Louis	217	Hankinson, New York	.906
Latham, St. Louis	112	Hankinson, New York	212	Latham, St. Louis	.875
Hankinson, New York	106	Carpenter, Cincinnati	191	Corey, Philadelphia	.872
SS					
Macullar, Baltimore	175	G. Smith, Brooklyn	455	A. Whitney, Pittsburgh	.918
G. Smith, Brooklyn	161	Nelson, New York	370	Nelson, New York	.892
Nelson, New York	153	Houck, Philadelphia	362	J. Miller, Louisville	.891
RF					
Nicol, St. Louis	213	Corkhill, Cincinnati	38	Corkhill, Cincinnati	.939
Corkhill, Cincinnati	208	Nicol, St. Louis	33	Wolf, Louisville	.917
Wolf, Louisville	180	Coleman, Philadelphia	23	Nicol, St. Louis	.888
CF					
Welch, St. Louis	236	Welch, St. Louis	25	Welch, St. Louis	.946
Clinton, Cincinnati	215	Larkin, Philadelphia	23	Mann, Pittsburgh	.909
Browning, Louisville	214	Browning, Louisville	20	Browning, Louisville	.900
LF					
Sommer, Baltimore	230	C. Jones, Cincinnati	22	Sommer, Baltimore	.921
C. Jones, Cincinnati	214	Kennedy, New York	15	Maskrey, Louisville	.899
Maskrey, Louisville	169	Sommer, Baltimore	14	C. Jones, Cincinnati	.891
C					
Bushong, St. Louis	429	Bushong, St. Louis	122	Traffley, Baltimore	.943
Milligan, Philadelphia	419	Reipschlager, New York	117	Milligan, Philadelphia	.935
Traffley, Baltimore	357	Traffley, Baltimore	105	Bushong, St. Louis	.932
P					
Harkins, Brooklyn	36	Foutz, St. Louis	101	McKeon, Cincinnati	.983
Hecker, Louisville	30	Hecker, Louisville	97	Terry, Brooklyn	.963
Henderson, Baltimore	28	Porter, Brooklyn	93	Porter, Brooklyn	.938
		Morris, Pittsburgh	93		
Double Plays		Errors		TC/Game	
1B					
Reilly, Cincinnati	59	Kerins, Louisville	56	Phillips, Brooklyn	11.8
Orr, New York	48	Reilly, Cincinnati	41	Stovey, Philadelphia	11.4
Field, Pitt-Baltimore	48	Orr, New York	39	Field, Pitt-Baltimore	11.3
2B					
McPhee, Cincinnati	57	Stricker, Philadelphia	81	P. Smith, Pittsburgh	7.7
P. Smith, Pittsburgh	53	T. McLaughlin, Louisville	78	T. McLaughlin, Louisville	7.1
T. McLaughlin, Louisville	43	P. Smith, Pittsburgh	64	Barkley, St. Louis	6.9
3B					
Carpenter, Cincinnati	17	P. Reccius, Louisville	59	Hankinson, New York	3.7
P. Reccius, Louisville	17	Carpenter, Cincinnati	56	P. Reccius, Louisville	3.577
Latham, St. Louis	16	Latham, St. Louis	47	Carpenter, Cincinnati	3.571
Muldoon, Baltimore	16				

Double Plays		Errors		TC/Game	
SS					
Fennelly, Cincinnati	46	G. Smith, Brooklyn	81	G. Smith, Brooklyn	6.5
Houck, Philadelphia	34	Houck, Philadelphia	77	Houck, Philadelphia	6.0
Nelson, New York	33	Fennelly, Cincinnati	74	Macullar, Baltimore	5.7
RF					
Corkhill, Cincinnati	5	T. Brown, Pittsburgh	43	Nicol, St. Louis	2.5
Coleman, Pittsburgh	5	Nicol, St. Louis	31	Corkhill, Cincinnati	2.4
Wolf, Louisville	4	Brady, New York	26	T. Brown, Pittsburgh	2.3
CF					
Larkin, Philadelphia	9	Clinton, Cincinnati	32	Clinton, Cincinnati	2.49
Welch, St. Louis	5	Larkin, Philadelphia	31	Welch, St. Louis	2.46
Clinton, Cincinnati	4	Roseman, New York	29	Larkin, Philadelphia	2.4
LF					
C. Jones, Cincinnati	6	Kennedy, New York	32	Sommer, Baltimore	2.5
Sommer, Baltimore	2	C. Jones, Cincinnati	29	C. Jones, Cincinnati	2.4
Eden, Pittsburgh	2	Eden, Pittsburgh	27	Kennedy, New York	2.1
Maskrey, Louisville	2				
C					
Milligan, Philadelphia	11	Reipschlager, New York	52	Milligan, Philadelphia	8.8
Bushong, St. Louis	10	Bushong, St. Louis	40	Traffley, Baltimore	8.0
Traffley, Baltimore	6	F. Carroll, Pittsburgh	38	F. Carroll, Pittsburgh	7.8
Reipschlager, New York	6				

Leaders in Passed Balls: Traffley, Baltimore (104); F. Carroll, Pittsburgh (74); Bushong, St. Louis (71)

P					
Henderson, Baltimore	4	Morris, Pittsburgh	20	Harkins, Brooklyn	3.4
Morris, Pittsburgh	4	Harkins, Brooklyn	16	Foutz, St. Louis	3.0
Caruthers, St. Louis	4	Foutz, St. Louis	14	Hecker, Louisville	2.7
		Henderson, Baltimore	14		

ST. LOUIS

Charlie Comiskey

Sportsman's Park I

	G	AB	H	R	2B	3B	HR	RBI	BB	HBP	BA	SA	OBP
3B Arlie Latham	110	485	100	84	15	3	1	34	18	5	.206	.256	.242
SS Bill Gleason	112	472	119	79	9	5	3	53	29	15	.252	.311	.316
CF Curt Welch	112	431	117	84	18	8	3	69	23	7	.271	.370	.318
RF Hugh Nicol	112	425	88	59	11	1	0	45	34	3	.207	.238	.271
2B Sam Barkley	106	418	112	67	18	10	3	53	25	2	.268	.380	.312
1B Charlie Comiskey	83	340	87	68	15	7	2	44	14	4	.256	.359	.293
C Doc Bushong	85	300	80	42	13	5	0	21	11	2	.267	.343	.297
UT Yank Robinson	78	287	75	63	8	8	0	35	29	7	.261	.345	.344
P Dave Foutz	65	238	59	42	6	4	0	34	11	0	.248	.307	.281
P Bob Caruthers	60	222	50	37	10	2	1	12	20	0	.225	.302	.289
LF Tip O'Neill	52	206	72	44	7	4	3	38	13	4	.350	.466	.399
Sub Dan Sullivan (2)	17	60	7	4	2	0	0	3	6	0	.117	.150	.197
P Jumbo McGinnis	13	50	11	3	0	0	1	7	1	0	.220	.280	.235
Sub Mike Drissel	6	20	1	0	0	0	0	0	0	0	.050	.050	.050
Sub Cal Broughton (1)	4	17	1	1	0	0	0	1	0	0	.059	.059	.059
	112	3972	979	677	132	57	17	449	234	49	.246	.321	.297

THE ANNUAL RECORD

1B—Comiskey 83, Foutz 15, Barkley 11, Sullivan 4, Robinson 1
 2B—Barkley 96, Robinson 19
 SS—Gleason 112
 3B—Latham 109, Robinson 2, Nicol 1, Bushong 1
 OF—Welch 112, Nicol 111, O'Neill 52, Robinson 52, Caruthers 7, Foutz 4, McGinnis 1
 C—Bushong 85, Sullivan 13, Drissel 6, Robinson 5, Broughton 4, Latham 2
 P—Caruthers 53, Foutz 47, McGinnis 13

	Pos	G	TC	PO	A	DP	E	PB	FA
Welch	CF	112	276	236	25	5	15	—	.946
Gleason	SS	112	481	115	303	18	63	—	.869
Nicol	RF	111	277	213	33	2	31	—	.888
Latham	3B	109	376	112	217	16	47	8	.875
Barkley	2B	96	667	286	328	38	53	—	.921
"	1B	11	130	125	3	8	2	—	.985
Bushong	C	85	591	429	122	10	40	71	.932
Comiskey	1B	83	932	879	24	34	29	—	.969
Caruthers	P	53	119	24	84	4	11	—	.908
Robinson	LF@	52	87	65	10	1	12	9	.862
"	2B	19	117	49	52	6	16	—	.863
O'Neill	LF	52	101	83	6	1	12	—	.881
Foutz	P	47	139	24	101	3	14	—	.899
"	1B	15	171	160	5	12	6	—	.965
Sullivan	C	13	90	64	22	1	4	27	.956
McGinnis	P	13	22	1	15	1	6	—	.727
		112	4777	3002	1394	64	381	132	.920

	G	IP	H	GS	CG	W	L	SO	BB	Sh	Sv	ERA	HB	WP	HR
Bob Caruthers	53	482.1	430	53	53	40	13	190	57	6	0	2.07	19	25	3
Dave Foutz	47	407.2	351	46	46	33	14	147	92	2	0	2.63	18	20	8
Jumbo McGinnis	13	112	98	13	12	6	6	41	19	3	0	3.38	6	13	1
		1002	879	112	111	79	33	378	168	11	0	2.44	43	58	12

CINCINNATI
Opie Caylor
 American Park

	G	AB	H	R	2B	3B	HR	RBI	BB	HBP	BA	SA	OBP
LF Charlie Jones	112	487	157	108	19	17	5	35	21	9	.322	.462	.362
1B Long John Reilly	111	482	143	92	18	11	5	60	11	7	.297	.411	.322
3B Hick Carpenter	112	473	131	89	12	8	2	61	9	3	.277	.349	.295
SS Frank Fennelly	112	454	124	82	14	17	10	89	38	3	.273	.445	.333
RF Pop Corkhill	112	440	111	64	10	8	1	53	7	7	.252	.318	.275
2B Bid McPhee	110	431	114	78	12	4	0	46	19	7	.265	.333	.307
CF Jim Clinton	105	408	97	48	5	5	0	34	15	7	.238	.275	.277
C Pop Snyder	39	152	36	13	4	3	1	19	6	1	.237	.322	.270
C Jim Keenan	36	132	35	16	2	2	1	15	8	0	.265	.333	.307
C Kid Baldwin	34	126	17	9	1	0	1	8	3	0	.135	.167	.155
P Larry McKeon	33	121	20	14	3	1	0	8	0	0	.165	.207	.165
P Will White	34	118	20	9	5	0	0	10	4	2	.169	.212	.210
Sub Phil Powers (1)	15	60	16	6	2	0	0	7	0	0	.267	.300	.267
P Billy Mountjoy (1)	17	60	10	7	0	0	0	2	8	3	.167	.167	.296
P George Pechiney	11	40	6	3	1	1	0	1	0	0	.150	.225	.150
P Gus Shallix	13	39	5	3	0	0	0	2	3	2	.128	.128	.227
Sub Jimmy Peoples (1)	7	22	4	1	0	0	0	1	1	0	.182	.182	.217
P Bill McCaffery	1	5	0	0	0	0	0	0	0	0	.000	.000	.000
	112	4050	1046	642	108	77	26	451	153	51	.258	.342	.294

1B—Reilly 107, Keenan 4, Corkhill 3, Snyder 1
 2B—McPhee 110, Baldwin 2
 SS—Fennelly 112
 3B—Carpenter 112, Baldwin 1
 OF—Jones 112, Corkhill 110, Clinton 105, Reilly 7, Baldwin 6, Shallix 3, McKeon 1, Peoples 1
 C—Snyder 38, Keenan 33, Baldwin 25, Powers 15, Peoples 5
 P—White 34, McKeon 33, Mountjoy 17, Shallix 13, Pechiney 11, Corkhill 8, Peoples 2, Baldwin 2, McCaffery 1, Keenan 1

	Pos	G	TC	PO	A	DP	E	PB	FA
Fennelly	SS	112	584	151	359	46	74	—	.873
Carpenter	3B	112	400	153	191	17	56	—	.860
Jones	LF	112	265	214	22	6	19	—	.891
McPhee	2B	110	740	339	354	57	47	—	.936
Corkhill	RF	110	262	208	38	5	16	—	.939
Reilly	1B	107	1097	1034	22	59	41	—	.963
Clinton	CF	105	261	215	14	4	32	—	.877
Snyder	C	38	283	185	64	3	34	30	.880
White	P	34	51	10	35	0	6	—	.882
Keenan	C	33	217	164	37	1	16	25	.926
McKeon	P	33	60	18	41	0	1	—	.983
Baldwin	C	25	178	121	30	3	27	23	.848
Mountjoy	P	17	30	2	25	0	3	—	.900
Powers	C	15	108	67	23	1	18	15	.833
Shallix	P	13	36	4	28	3	4	—	.889
Pechiney	P	11	28	4	20	0	4	—	.857
		112	4784	2997	1325	86	423	99	.911

	G	IP	H	GS	CG	W	L	SO	BB	Sh	Sv	ERA	HB	WP	HR
Will White	34	293.1	295	34	33	18	15	80	64	2	0	3.53	27	25	9
Larry McKeon	33	290	273	33	32	20	13	117	50	2	0	2.86	13	7	5
Billy Mountjoy (1)	17	153.2	149	17	17	10	7	50	52	1	0	3.16	7	19	5
George Pechiney	11	98	95	11	11	7	4	49	30	1	0	2.02	6	9	1
Gus Shallix	13	91.1	95	12	7	6	4	15	33	0	0	3.25	13	8	1
Pop Corkhill	8	37	36	1	0	1	4	12	10	0	1	3.65	1	2	2
Jimmy Peoples (1)	2	15	30	2	1	0	2	4	2	0	0	12.00	3	1	0
Bill McCaffery	1	9	13	1	1	1	0	2	2	0	0	6.00	2	2	1
Jim Keenan	1	8	7	0	0	0	0	0	1	0	0	1.13	0	0	0
Kid Baldwin	2	4	5	1	0	0	0	1	6	0	0	9.00	0	0	0
	999.2	999	112	102	63	49	330	250	7	1	3.26	72	73	24	

* One combined shutout on May 9: White 3 innings, Shallix 6 innings

PITTSBURGH

Horace Phillips
 Recreation Park

	G	AB	H	R	2B	3B	HR	RBI	BB	HBP	BA	SA	OBP
2B Pop Smith	106	453	113	85	11	13	0	35	25	3	.249	.331	.293
RF Tom Brown	108	437	134	81	16	12	4	68	34	7	.307	.426	.366
3B Willie Kuehne	104	411	93	54	9	19	0	43	15	2	.226	.341	.257
LF Charlie Eden	98	405	103	57	18	6	0	38	17	8	.254	.328	.298
CF Fred Mann	99	391	99	60	17	6	0	41	31	6	.253	.327	.318
SS Art Whitney	90	373	87	53	10	4	0	28	16	1	.233	.282	.267
C Fred Carroll	71	280	75	45	13	8	0	30	7	5	.268	.371	.298
P Ed Morris	64	237	44	19	3	3	0	14	5	0	.186	.224	.202
1B Milt Scott (2)	55	210	52	15	7	1	0	18	5	2	.248	.290	.272
1B Jim Field (1)	56	209	50	28	9	1	1	15	13	7	.239	.306	.306

THE ANNUAL RECORD

C Doggie Miller	42	166	27	19	3	1	0	13	4	0	.163	.193	.182
Sub John Richmond	34	131	27	14	2	2	0	12	8	2	.206	.252	.262
P Pete Meegan	19	67	13	3	1	0	0	3	3	0	.194	.209	.229
Sub Rudy Kemmler	18	64	13	2	2	1	0	5	2	1	.203	.266	.239
P Hank O'Day	13	49	12	7	2	1	0	3	1	0	.245	.327	.260
P Jim Galvin (2)	11	38	4	2	0	0	0	2	0	0	.105	.105	.105
P Frank Mountain	5	20	2	1	0	1	0	1	1	0	.100	.200	.143
Sub Marr Phillips (2)	4	15	4	1	0	0	0	2	2	0	.167	.267	.353
Sub Frank Ringo (2)	3	11	2	0	0	0	0	0	0	0	.182	.182	.182
P John Hofford	3	8	1	1	0	0	0	0	0	0	.125	.125	.125
	111	3975	955	547	123	79	5	371	189	44	.240	.315	.282

1B—Field 56, Scott 55

2B—Smith 106, Whitney 4, Meegan 1

SS—Whitney 75, Richmond 23, Kuehne 7, Phillips 4, Miller 2

3B—Kuehne 97, Whitney 8, Mann 3, Eden 2, Miller 2

OF—Brown 108, Mann 97, Eden 96, Carroll 12, Richmond 11, Miller 6, O'Day 3, Meegan 3, Whitney 3, Morris 1, Galvin 1

C—Carroll 60, Miller 33, Kemmler 18, Ringo 3

P—Morris 63, Meegan 18, O'Day 12, Galvin 11, Mountain 5, Eden 4, Hofford 3, Brown 2

	Pos	G	TC	PO	A	DP	E	PB	FA
Brown	RF	108	250	186	21	2	43	—	.828
Smith	2B	106	820	372	384	53	64	—	.922
Kuehne	3B	97	334	102	187	14	45	—	.865
Mann	CF	97	184	157	10	2	17	—	.908
Eden	LF	96	145	111	7	2	27	—	.814
Whitney	SS	75	342	95	219	21	28	—	.918
Morris	P	63	137	24	93	4	20	—	.854
Carroll	C	60	465	328	99	3	38	74	.918
"	LF@	12	28	20	3	0	5	—	.621
Field	1B	56	660	622	15*	33	23	—	.965
Scott	1B	55	648	623	16	28	9	—	.986
Miller	C	33	253	177	49	4	27	40	.893
Richmond	SS	23	93	14	65	6	14	—	.849
"	CF@	11	17	13	1	0	3	—	.824
Meegan	P	18	43	8	27	0	8	—	.814
Kemmler	C	18	131	86	28	0	17	22	.870
O'Day	P	12	29	6	19	2	4	—	.862
Galvin	P	11	20	4	13	0	3	—	.850
		111	4822	3026	1370	77	422	141	.912

	G	IP	H	GS	CG	W	L	SO	BB	Sh	Sv	ERA	HB	WP	HR
Ed Morris	63	581	459	63	63	39	24	298	101	7	0	2.35	14	36	5
Pete Meegan	18	146	146	16	14	7	8	58	38	1	0	3.39	10	5	1
Hank O'Day	12	103	110	12	10	5	7	36	16	0	0	3.67	7	11	4
Jim Galvin (2)	11	88.1	97	11	9	3	7	27	7	0	0	3.67	0	7	2
Frank Mountain	5	46	56	5	5	1	4	7	24	0	0	4.30	3	2	1
John Hofford	3	25	28	3	3	0	3	21	9	0	0	3.60	5	0	1
Charlie Eden	4	15.2	22	1	0	1	2	5	3	0	0	5.17	0	3	0
Tom Brown	2	6	0	0	0	0	0	2	3	0	0	3.00	3	2	0
	1011	918	111	104	56	55	454	201	8	0	0	2.92	42	66	14

PHILADELPHIA

Harry Stovey

Athletics Park

	G	AB	H	R	2B	3B	HR	RBI	BB	HBP	BA	SA	OBP
1B Harry Stovey	112	486	153	130	27	9	13	75	39	4	.315	.488	.371
CF Ted Larkin	108	453	149	114	37	14	8	88	26	5	.329	.525	.372
RF John Coleman	96	398	119	71	15	11	3	70	25	3	.299	.412	.345
2B Cub Stricker	106	398	93	71	9	3	1	41	21	7	.234	.279	.284
SS Sadie Houck	93	388	99	74	10	9	0	54	10	7	.255	.327	.286
3B Fred Corey	94	384	94	61	14	8	1	38	17	3	.245	.331	.282
LF Blondie Purcell (1)	66	304	90	71	15	5	0	22	16	3	.296	.378	.337
C Jack Milligan	67	265	71	35	15	4	2	39	7	1	.268	.377	.289
C Jack O'Brien	62	225	60	35	9	1	2	30	20	5	.267	.342	.340
P Bobby Mathews	48	179	30	22	3	0	0	12	10	0	.168	.184	.212
Sub George Strief	44	175	48	19	8	5	0	27	9	0	.274	.377	.310
Sub Lon Knight (1)	29	119	25	17	1	1	0	14	9	1	.210	.235	.271
Sub Jim Powell	19	75	12	5	0	3	0	5	1	2	.160	.240	.192
P Tom Lovett	16	58	13	9	0	1	0	3	3	0	.224	.259	.262
P Ed Knouff	14	48	9	5	0	0	0	2	2	0	.188	.188	.188
P Ed Cushman (1)	10	37	7	5	1	0	0	2	1	0	.189	.216	.211
Sub Marshall Quinton	7	29	6	6	1	0	0	4	1	1	.207	.241	.258
P Bill Vinton	7	26	4	5	2	0	0	4	3	0	.154	.231	.241
P Billy Taylor	6	21	4	0	0	0	0	2	0	0	.190	.190	.190
Sub Ed Fusselbach	5	19	6	2	1	0	0	2	0	0	.316	.368	.316
P Bill Hughes	4	16	3	3	1	1	0	1	1	1	.188	.375	.278
P Bob Emslie (2)	4	12	1	1	0	0	0	0	0	0	.083	.083	.083
Sub Frank Siffel	2	10	1	0	0	0	0	0	0	0	.100	.100	.100
Sub Orator Shaffer (2)	2	9	2	1	0	1	0	1	1	0	.222	.444	.300
P Jim Conway	2	6	0	2	0	0	0	0	1	1	.000	.000	.250
P Phenomenal Smith (2)1	2	0	0	0	0	0	0	0	0	0	.000	.000	.000
	113	4142	1099	764	169	76	30	536	223	44	.265	.365	.310

1B—Stovey 82, Powell 19, O'Brien 7, Milligan 6

2B—Stricker 106, Strief 7

SS—Houck 93, Strief 10, O'Brien 9, Corey 1

3B—Corey 92, Strief 19, O'Brien 2

OF—Larkin 108, Coleman 93, Purcell 66, Stovey 30, Knight 29, Strief 8, O'Brien 3, Shaffer 2, Milligan 2, Hughes 2,

Mathews 1, Lovett 1, Knouff 1, Emslie 1, Vinton 1, Conway 1, Siffel 1

C—Milligan 61, O'Brien 43, Quinton 7, Fusselbach 5, Siffel 2

P—Mathews 48, Lovett 16, Knouff 14, Cushman 10, Coleman 8, Vinton 7, Taylor 6, Emslie 4, Conway 2, Hughes 2, Corey 1,

Knight 1, Purcell 1, Smith 1

	Pos	G	TC	PO	A	DP	E	PB	FA
Larkin	CF	108	262	208	23	9	31	—	.882
Stricker	2B	106	66	9284	304	41	81	—	.879
Houck	SS	93	560	121	362	34	77	—	.863
Coleman	RF	93	179	128	23	5	28	—	.844
Corey	3B	92	328	102	184	14	42	—	.872
Stovey	1B	82	936	877	28	47	31	—	.967
"	LF@	30	71	50	8	2	13	—	.817
Purcell	LF	66	106	78	13	1	15	—	.858
Milligan	C	61	538	419	84	11	35	50	.935
Mathews	P	48	84	7	67	1	10	—	.881
O'Brien	C	43	278	193	58	3	27	48	.903
Knight	RF@	29	63	49	9	3	5	—	.921
Strief	3B	19	64	18	35	0	11	—	.828
"	SS	10	42	11	27	5	4	—	.905
Powell	1B	19	186	178	3	6	5	—	.973

THE ANNUAL RECORD

	Pos	G	TC	PO	A	DP	E	PB	FA
Lovett	P	16	40	8	20	0	12	—	.700
Knouff	P	14	30	4	22	2	4	—	.867
Cushman	P	10	18	2	11	0	5	—	.722
		113	4899	3008	1408	79	483	144	.901

	G	IP	H	GS	CG	W	L	SO	BB	Sh	Sv	ERA	HB	WP	HR
Bobby Mathews	48	422.1	394	48	46	30	17	286	57	2	0	2.43	20	19	3
Tom Lovett	16	138.2	130	16	15	7	8	56	38	1	0	3.70	5	19	3
Ed Knouff	14	106	103	13	12	7	6	43	44	0	0	3.65	9	16	0
Ed Cushman (1)	10	87	101	10	10	3	7	37	17	0	0	3.52	3	13	1
John Coleman	8	60.1	82	3	3	2	2	12	5	0	0	3.43	0	6	0
Bill Vinton	7	55	46	7	6	4	3	34	15	2	0	2.45	4	4	1
Billy Taylor	6	52.1	68	6	6	1	5	11	9	0	0	3.27	1	6	0
Bob Emslie (2)	4	28.2	37	4	3	0	4	9	6	0	0	6.28	0	3	1
Bill Hughes	2	16.2	18	2	2	0	2	4	10	0	0	4.86	2	4	0
Jim Conway	2	12.1	19	2	1	0	1	0	2	0	0	7.30	0	2	0
Fred Corey	1	9	18	1	1	1	0	3	1	0	0	7.00	0	1	2
Blondie Purcell (1)	1	6	11	0	0	0	1	3	2	0	0	6.00	0	2	0
Lon Knight (1)	1	5	4	0	0	0	0	1	2	0	0	1.80	0	1	0
Phenomenal Smith (2)	1	4	7	1	0	0	1	7	4	0	0	9.00	1	2	0
		1003.1	1038	113	105	55	57	506	212	5	0	3.23	45	98	11

BROOKLYN

Charlie Hackett (15-22) Charlie Byrne (38-37)

Washington Park I

	G	AB	H	R	2B	3B	HR	RBI	BB	HBP	BA	SA	OBP
3B Bill McClellan	112	464	124	85	22	7	0	49	28	6	.267	.345	.317
2B George Pinkney	110	447	124	77	16	5	0	42	27	7	.277	.336	.328
SS Germany Smith	108	419	108	63	17	11	4	62	10	0	.258	.379	.275
LF Ed Swartwood	99	399	106	80	8	9	0	49	36	5	.266	.331	.334
1B Bill Phillips	99	391	118	65	16	11	3	63	27	11	.302	.422	.364
CF Pete Hotaling	94	370	95	73	9	5	1	34	49	4	.257	.316	.350
P Bill Terry	71	264	45	23	1	3	1	20	10	0	.170	.208	.201
RF John Cassidy	54	221	47	36	6	2	1	28	8	3	.213	.271	.250
P Henry Porter	54	195	40	28	1	4	0	16	5	0	.205	.251	.225
P John Harkins	43	159	42	20	4	2	1	15	9	0	.264	.333	.304
C Jimmy Peoples (2)	41	151	30	21	4	1	1	15	5	1	.199	.258	.229
C Jackie Hayes	42	137	18	10	3	0	0	10	5	3	.131	.153	.179
OF Jim McTamany	35	131	36	21	7	2	1	13	9	0	.275	.382	.321
Sub Bill Krieg (2)	17	60	9	7	4	0	1	5	2	0	.150	.267	.177
Sub Charlie Robinson	11	40	6	5	2	1	0	4	3	0	.150	.250	.209
Sub Frank Bell	10	29	5	5	0	1	0	2	0	1	.172	.241	.200
Sub Dave Oldfield	10	25	8	2	1	0	0	2	3	1	.320	.360	.414
Sub George McVey	6	21	3	2	0	0	0	1	2	0	.143	.143	.217
Sub Mike Hines (2)	3	13	1	1	0	1	0	1	0	0	.077	.231	.077
Sub Bill Schenck	1	4	0	0	0	0	0	0	0	0	.000	.000	.000
P Phenomenal Smith (1)	1	3	1	0	0	0	0	0	0	0	.333	.333	.333
	112	3943	966	624	121	65	14	431	238	42	.245	.319	.295

1B—Phillips 99, Krieg 5, Swartwood 4, McVey 3, Peoples 1

2B—Pinkney 57, McClellan 55

SS—Smith 108, Pinkney 3, Peoples 2, Swartwood 1

3B—McClellan 57, Pinkney 51, Bell 2, Schenck 1, Harkins 1, Terry 1, Peoples 1

OF—Swartwood 95, Hotaling 94, Cassidy 54, Terry 47, McTamany 35, Harkins 9, Bell 4, Oldfield 2, Peoples 1

C—Hayes 42, Peoples 37, Krieg 12, Robinson 11, Oldfield 9, Bell 7, Hines 3, McVey 3, Swartwood 1

P—Porter 54, Harkins 34, Terry 25, Smith 1

	Pos	G	TC	PO	A	DP	E	PB	FA
G. Smith	SS	108	697	161	455	23	81	—	.884
Phillips	1B	99	1165	1109	24	40	32	—	.973
Swartwood	LF	95	174	140	8	0	26	2	.851
Hotaling	CF	94	197	159	17	3	21	—	.893
McClellan	3B	57	178	65	84	9	29	—	.837
"	2B	55	387	172	177	20	38	—	.902
Pinkney	2B	57	354	147	173	15	34	—	.904
"	3B	51	159	56	83	4	20	—	.874
Cassidy	RF	54	81	62	7	3	12	—	.852
Porter	P	54	113	13	93	0	7	—	.938
Terry	RF@	47	94	73	10	2	11	—	.883
"	P	25	54	16	36	0	2	—	.963
Hayes	C	42	291	209	53	4	29	45	.900
Peoples	C	37	257	173	57	3	27	26	.895
McTamany	OF@	35	48	43	0	0	5	—	.896
Harkins	P	34	115	36	63	0	16	—	.861
Krieg	C	12	78	56	15	0	7	15	.910
Robinson	C	11	75	47	16	1	12	8	.840
		112	4843	2971	1425	56	434	132	.910

	G	IP	H	GS	CG	W	L	SO	BB	Sh	Sv	ERA	HB	WP	HR
Henry Porter	54	481.2	427	54	53	33	21	197	107	2	0	2.78	16	25	11
John Harkins	34	293	303	34	33	14	20	141	56	1	0	3.75	7	47	7
Bill Terry	25	209	213	23	23	6	17	96	42	0	1	4.26	4	12	9
Phenomenal Smith (1)	1	8	12	1	1	0	1	2	6	0	0	12.38	1	3	0
		991.2	955	112	110	53	59	436	211	3	1	3.46	18	87	27

LOUISVILLE

Jim Hart

Eclipse Park I

	G	AB	H	R	2B	3B	HR	RBI	BB	HBP	BA	SA	OBP
RF Jimmy Wolf	112	483	141	79	23	17	1	52	11	1	.292	.416	.309
CF Pete Browning	112	481	174	98	34	10	9	73	25	0	.362	.530	.393
1B John Kerins	112	456	111	65	9	16	3	51	20	4	.243	.353	.281
LF Leech Maskrey	109	423	97	54	8	11	1	46	19	4	.229	.307	.269
2B Tom McLaughlin	112	411	87	49	13	9	2	41	15	3	.212	.302	.245
3B Phil Reccius	102	402	97	57	8	10	1	38	13	1	.241	.318	.267
SS Joe Miller	98	339	62	44	9	5	0	24	28	2	.183	.239	.249
P Guy Hecker	72	297	81	48	9	2	2	35	5	1	.273	.337	.287
C Amos Cross	35	130	37	11	2	1	0	14	0	1	.285	.315	.290
C Joe Crotty	39	129	20	14	2	0	0	7	3	3	.155	.171	.193
P Norm Baker	25	87	18	15	2	0	0	5	2	1	.207	.230	.233
P Al Mays	17	61	13	8	1	1	0	4	2	0	.213	.262	.238
Sub Billy Geer	14	51	6	2	2	0	0	3	2	1	.118	.157	.167
Sub Dan Sullivan (1)	13	44	8	3	1	0	0	4	2	1	.182	.205	.234
Sub Miah Murray	12	43	8	4	0	0	0	3	2	1	.186	.186	.239
Sub Reddy Mack	11	41	10	7	1	0	0	5	2	1	.244	.268	.295
Sub Charlie Krehmeyer (1)	7	31	7	4	1	1	0	5	1	0	.226	.323	.250
P Toad Ramsey	9	31	4	2	0	0	0	3	0	0	.129	.129	.129
P John Connor (2)	4	14	2	0	0	0	0	1	0	0	.143	.143	.143

THE ANNUAL RECORD

	G	AB	H	R	2B	3B	HR	RBI	BB	HBP	BA	SA	OBP
Sub Monk Cline	2	9	2	0	1	0	0	2	0	0	.222	.333	.222
Sub Joe Strauss	2	6	1	0	0	0	0	0	0	0	.167	.167	.167
	112	3969	986	564	126	83	19	416	152	25	.248	.336	.281

1B—Kerins 96, Hecker 17, Murray 2, Krehmeyer 1, Crotty 1
 2B—McLaughlin 93, Mack 11, Miller 8
 SS—Miller 79, McLaughlin 19, Geer 14
 3B—Reccius 97, Miller 11, Maskrey 3, Cline 1, Kerins 1
 OF—Browning 112, Wolf 111, Maskrey 108, Kerins 3, Hecker 3, Krehmeyer 2, Strauss 1, Cline 1
 C—Crotty 38, Cross 35, Kerins 19, Sullivan 13, Murray 12, Krehmeyer 4, Strauss 1
 P—Hecker 53, Baker 25, Mays 17, Ramsey 9, Reccius 7, Connor 4, Wolf 1

	Pos	G	TC	PO	A	DP	E	PB	FA
Browning	CF	112	260	214	20	4	26	—	.900
Wolf	RF	111	217	180	19	4	18	—	.917
Maskrey	LF	108	198	169	9	2	20	—	.899
Reccius	3B	97	347	105	183	17	59	—	.830
Kerins	1B	96	1050	966	28	47	56	—	.947
"	C	19	157	104	44	5	9	25	.943
McLaughlin	2B	93	664	320	266	43	78	—	.883
"	SS	19	105	31	64	7	10	—	.905
Miller	SS	79	404	94	266	23	44	—	.891
"	3B	11	53	12	25	1	16	—	.698
Hecker	P	53	137	30	97	1	10	—	.927
"	1B	17	149	143	1	15	5	—	.966
Crotty	C	38	262	190	51	2	21	58	.920
Cross	C	35	239	173	48	1	18	46	.925
Baker	P	25	50	5	33	1	12	—	.760
Mays	P	17	28	5	23	0	0	—	1.000
Geer	SS	14	86	26	49	2	11	—	.872
Sullivan	C	13	77	58	15	0	4	45	.948
Murray	C	12	102	69	19	1	14	14	.863
Mack	2B	11	78	33	36	9	9	—	.885
		112	4850	3003	1381	75	460	179	.905

	G	IP	H	GS	CG	W	L	SO	BB	Sh	Sv	ERA	HB	WP	HR
Guy Hecker	53	480	454	53	51	30	23	209	54	2	0	2.18	18	16	6
Norm Baker	25	217	210	24	24	13	12	79	69	1	0	3.40	10	21	3
Al Mays	17	150	129	17	17	6	11	61	43	0	0	2.76	8	13	3
Toad Ramsey	9	79	44	9	9	3	6	83	28	0	0	1.94	1	11	1
Phil Reccius	7	40	46	5	4	0	4	10	11	0	1	3.83	1	6	0
John Connor (2)	4	35	43	4	4	1	3	19	12	0	0	4.89	2	2	0
Jimmy Wolf	1	1	1	0	0	0	0	1	0	0	0	9.00	0	0	0
		1002	927	112	109	53	59	462	217	3	1	2.68	40	69	13

NEW YORK
Jim Gifford
 Polo Grounds I

	G	AB	H	R	2B	3B	HR	RBI	BB	HBP	BA	SA	OBP
1B Dave Orr	107	444	152	76	29	21	6	77	8	3	.342	.543	.358
RF Steve Brady	108	434	128	60	14	5	3	58	25	6	.295	.371	.342

	G	AB	H	R	2B	3B	HR	RBI	BB	HBP	BA	SA	OBP
SS Candy Nelson	107	420	107	98	12	4	1	30	61	3	.255	.310	.353
CF Chief Roseman	101	410	114	72	13	14	4	47	25	10	.278	.407	.335
3B Frank Hankinson	94	362	81	43	12	2	2	44	12	1	.224	.285	.251
LF Ed Kennedy	96	349	71	35	8	4	2	21	12	4	.203	.266	.238
C Charlie Reipschlager	72	268	65	29	11	1	0	21	9	1	.243	.291	.270
2B Tom Forster	57	213	47	28	7	2	0	18	17	1	.221	.272	.281
C Bill Holbert	56	202	35	13	3	0	0	13	8	0	.173	.188	.205
2B Dasher Troy	45	177	39	24	3	3	2	12	5	4	.220	.305	.258
P Jack Lynch	44	153	30	16	5	1	0	10	11	0	.196	.242	.250
P Ed Cushman (2)	22	69	10	5	1	0	0	3	9	0	.145	.159	.244
P Ed Begley	15	52	9	5	1	0	1	3	1	0	.173	.250	.189
P Doug Crothers	18	51	8	11	0	0	0	0	8	1	.157	.157	.283
Sub Cal Broughton (2)	11	41	6	1	1	0	0	1	1	0	.146	.171	.167
Sub Joe Reilly	10	40	7	6	3	0	0	3	2	0	.175	.250	.214
P Buck Becannon	10	33	10	3	0	0	0	2	1	1	.303	.303	.343
Sub Dick Pierson	3	9	1	1	0	0	0	0	2	0	.111	.111	.273
Sub ? Jones	1	4	1	0	0	0	0	0	0	0	.250	.250	.250
	108	3731	921	526	123	57	21	363	217	35	.247	.327	.295

1B—Orr 107, Brady 4

2B—Forster 52, Troy 42, Reilly 8, Pierson 3, Brady 2, Reipschlager 1

SS—Nelson 107, Troy 1, Reipschlager 1

3B—Hankinson 94, Reipschlager 6, Holbert 5, Reilly 2, Jones 1, Nelson 1, Brady 1

OF—Brady 105, Roseman 101, Kennedy 96, Holbert 13, Reipschlager 6, Forster 5, Begley 4, Troy 2

C—Reipschlager 59, Holbert 39, Broughton 11

P—Lynch 44, Cushman 22, Crothers 18, Begley 15, Becannon 10, Orr 3, Roseman 1, Hankinson 1

	Pos	G	TC	PO	A	DP	E	PB	FA
Orr	1B	107	1148	1089	20	48	39	—	.966
Nelson	SS	107	586	153	370	33	63	—	.892
Brady	RF	105	214	178	10	3	26	—	.879
Roseman	CF	101	215	177	9	1	29	—	.865
Kennedy	LF	96	201	154	15	1	32	—	.841
Hankinson	3B	94	351	106	212	9	33	—	.906
Reipschlager	C	59	431	262	117	6	52	48	.879
Forster	2B	52	299	127	143	21	29	—	.903
Lynch	P	44	49	11	34	0	4	—	.918
Troy	2B	42	262	124	103	17	35	—	.866
Holbert	C	39	341	227	80	3	34	35	.900
"	OF@	13	28	23	5	0	2	—	1.000
Cushman	P	22	29	3	21	0	5	—	.828
Crothers	P	18	42	5	30	1	7	—	.833
Begley	P	15	38	7	25	0	6	—	.842
Broughton	C	11	93	61	19	1	13	16	.860
Becannon	P	10	18	1	17	0	0	—	1.000
		108	4563	2805	1306	62	452	99	.901

	G	IP	H	GS	CG	W	L	SO	BB	Sh	Sv	ERA	HB	WP	HR
Jack Lynch	44	379	410	43	43	23	21	177	42	1	0	3.61	3	33	17
Ed Cushman (2)	22	191	158	22	22	8	14	133	33	0	0	2.78	3	18	2
Doug Crothers	18	154	192	18	18	7	11	40	49	1	0	5.08	2	16	4
Ed Begley	15	115	131	14	10	4	9	44	48	0	0	4.93	8	17	6
Buck Becannon	10	85	108	10	10	2	8	13	24	0	0	6.25	5	17	5

THE ANNUAL RECORD

	G	IP	H	GS	CG	W	L	SO	BB	Sh	Sv	ERA	HB	WP	HR
Dave Orr	3	10	11	0	0	0	0	1	5	0	0	7.20	0	2	2
Frank Hankinson	1	2	2	0	0	0	0	0	1	0	0	4.50	0	0	0
Chief Roseman	1	1	3	1	0	0	1	0	2	0	0	27.00	0	0	0
		937	1015	108	103	44	64	408	204	2	0	4.15	21	103	36

BALTIMORE

Billy Barnie

Oriole Park I

	G	AB	H	R	2B	3B	HR	RBI	BB	HBP	BA	SA	OBP
LF Joe Sommer	110	471	118	84	23	6	1	44	24	3	.251	.331	.291
3B Mike Muldoon	102	410	103	47	20	6	2	52	20	4	.251	.344	.293
UT Oyster Burns	78	321	74	47	11	6	5	37	16	6	.231	.349	.280
SS Jimmy Macullar	100	320	61	52	7	6	3	26	49	4	.191	.278	.306
CF Dennis Casey	63	264	76	50	10	5	3	29	21	3	.288	.398	.347
C Bill Traffley	69	254	39	27	4	5	1	20	17	3	.154	.220	.215
1B Dan Stearns (1)	67	253	47	40	3	8	1	29	38	6	.186	.273	.306
P Hardie Henderson	61	229	51	23	5	2	1	21	12	1	.223	.275	.264
RF Ed Greer	56	211	42	32	7	0	0	21	8	2	.199	.232	.235
2B Gid Gardner	44	170	37	22	5	4	0	17	12	0	.218	.294	.269
2B Tim Manning (1)	43	157	32	17	8	1	0	16	10	3	.204	.268	.265
Sub Jim Field (2)	38	144	30	16	3	2	0	10	13	1	.208	.257	.278
Sub Sam Trott	21	88	24	12	2	2	0	12	5	0	.273	.341	.312
Sub Tom York	22	87	23	6	4	2	0	12	8	0	.264	.356	.326
Sub Jake Evans	20	77	17	18	1	0	0	7	7	4	.221	.260	.318
P Bob Emslie (1)	13	51	12	6	1	1	0	4	0	0	.235	.294	.235
Sub Harry Jacoby	11	43	6	4	2	0	0	1	2	0	.140	.186	.178
P John Henry	10	34	9	4	3	0	0	3	1	0	.265	.353	.286
Sub Phil Powers (2)	9	34	4	6	1	0	0	2	1	0	.118	.147	.143
Sub Tom O'Brien	8	33	7	4	3	0	0	5	2	0	.212	.303	.257
Sub Gene Derby	10	31	4	4	0	0	0	2	1	1	.129	.129	.182
Sub Sandy Nava	8	27	5	2	1	0	0	4	1	0	.185	.222	.214
Sub Dick Mappes	6	19	4	2	0	1	0	0	1	0	.211	.316	.250
P Joe Brown	5	19	3	2	0	0	0	0	0	0	.158	.158	.158
P Billy Mountjoy (2)	7	18	1	5	0	0	0	0	7	0	.056	.056	.320
P Frank Foreman	3	14	4	4	0	1	0	2	0	0	.286	.429	.286
Sub Joe Visner	4	13	3	2	0	0	0	2	2	0	.231	.231	.333
Sub Oscar Walker	4	13	0	1	0	0	0	1	0	0	.000	.000	.000
P Shorty Wetzel	2	7	0	0	0	0	0	1	1	0	.000	.000	.125
Sub Charlie Levis	1	4	1	2	0	0	0	0	0	1	.250	.250	.400
Sub John Tener	1	4	0	0	0	0	0	0	0	0	.000	.000	.000
Sub Tom McDermott	1	0	0	0	0	0	0	0	0	0	—	—	—
	110	3820	837	541	124	59	17	380	279	42	.219	.296	.280

1B—Stearns 63, Field 38, O'Brien 6, Burns 1, Levis 1, Gardner 1, Sommer 1
 2B—Manning 41, Gardner 39, Jacoby 11, Mappes 6, Burns 6, Traffley 3, Trott 2, O'Brien 2, Brown 1, Henderson 1, Muldoon 1
 SS—Macullar 98, Burns 10, Trott 1, Sommer 2
 3B—Muldoon 101, Burns 6, Sommer 2, Manning 3, McDermott 1
 OF—Sommer 107, Casey 63, Greer 47, Burns 45, York 22, Evans 20, Traffley 10, Gardner 5, Visner 4, Walker 4, Trott 4, Stearns 3, Emslie 2, Macullar 2, Powers 1, Derby 1, Foreman 1, Mountjoy 1, Henderson 1, Tener 1, Henry 1
 C—Traffley 61, Trott 17, Greer 12, Derby 9, Nava 8, Powers 8, Stearns 2
 P—Henderson 61, Burns 15, Emslie 13, Henry 9, Mountjoy 6, Brown 4, Foreman 3, Wetzel 2, Sommer 2, Gardner 1

	Pos	G	TC	PO	A	DP	E	PB	FA
Sommer	LF	107	265	230	14	2	21	—	.921
Muldoon	3B	101	330	103	184	16	43	—	.870
Macullar	SS	98	554	175	311	28	68	—	.877
Casey	CF	63	134	100	10	0	24	—	.821
Stearns	1B	63	641	605	19	35	17	0	.973
Henderson	P	61	123	28	81	4	14	—	.886
Traffley	C	61	490	357	105	6	28	104	.943
Greer	RF	47	109	93	6	1	10	—	.908
"	C	12	53	34	13	0	6	14	.887
Burns	RF@	45	98	74	15	4	9	—	.908
"	P	15	20	6	13	0	1	—	.950
"	SS	10	47	14	25	4	8	—	.830
Manning	2B	41	272	118	132	19	22	—	.919
Gardner	2B	39	275	113	132	16	30	—	.891
Field	1B	38	401	373	13*	15	15	—	.963
York	CF@	22	48	41	4	1	3	—	.938
Evans	RF@	20	47	37	5	2	5	—	.894
Trott	C	17	127	86	26	6	15	16	.892
Emslie	P	13	25	5	14	0	6	—	.760
Jacoby	2B	11	48	21	22	2	5	—	.896
		110	4627	2910	1298	71	418	159	.910

	G	IP	H	GS	CG	W	L	SO	BB	Sh	Sv	ERA	HB	WP	HR
Hardie Henderson	61	539.1	539	61	59	25	35	263	117	0	0	3.19	19	51	7
Bob Emslie (1)	13	107	131	13	11	3	10	27	30	0	0	4.29	5	20	0
Oyster Burns	15	105.2	112	11	10	7	4	30	21	1	3	3.58	13	19	2
John Henry	9	71	71	9	9	2	7	31	13	0	0	4.31	2	4	0
Billy Mountjoy (2)	6	53	71	6	6	2	4	15	13	1	0	5.43	4	2	1
Joe Brown	4	38	52	4	4	0	4	9	4	0	0	5.68	0	0	0
Frank Foreman	3	27	33	3	2	2	1	11	9	0	0	6.00	1	6	0
Shorty Wetzel	2	17	27	2	1	0	2	6	9	0	0	8.47	3	0	0
Gid Gardner	1	9	16	1	1	0	1	3	6	0	0	10.00	0	1	2
Joe Sommer	2	3	6	0	0	0	0	0	0	0	1	9.00	1	1	0
Jimmy Macullar	1	1	0	0	0	0	0	0	0	0	0	0.00	0	0	0
	971	1059	110	104	41	68	395	222	222	2	4	3.90	48	104	12

1886

THE ASSOCIATION ATTAINS ITS PINNACLE



The NL's leading hitter in 1886, Mike Kelly. Owner of one of the weirder batting stances of his day, Kelly stood with his feet close together and choked up on the bat, "nervously describing eccentric areas over his right shoulder" with it as he waited for the pitch. If it was in the strike zone but not to his taste, he would deliberately bunt it foul without penalty. In 1888 *The Sporting News* called Kelly "an ignorant boor who is paid a salary compared with that of a prime minister's." Kelly would have agreed with the ignorant part, especially when he first broke into the majors with Cincinnati in 1878. In 1891 he confided to *The Sporting News* that the first man he met in Cincinnati was Lip Pike, who immediately took him in tow and outfitted him with a new suit and hat and then wanted him to buy silk underwear, at which point Kelly realized he was "in too fast a company."

In 1886 confusion continued to reign as to how many times a pitcher should be allowed to miss the mark before a batter was conceded a walk. The National League again hiked the number of balls to seven while the American Association went the opposite direction, reducing to six the number of inaccurate tosses needed for a free pass. Both loops were in accord, however, that the pitcher's box should be lengthened by a foot and that a rule the League had dispensed with the previous year, requiring a pitcher to have both feet on the ground while delivering the ball, should be permanently abolished.

Lengthening the pitcher's box aided hurlers such as Guy Hecker who liked to crank up by getting a running start, and other tossers were delighted that they would not be restricted from dancing about at will before they launched the ball. These rule changes, coming on the heels of the legalization of overhand pitching, resulted in an alarming profusion of strikeouts, but further modifications in the years ahead removed much of the edge that pitchers gained on hitters in the mid-1880s. The new rule in 1886 that would have the most enduring influence had come into existence the previous fall during a joint meeting between the League and the Association to draft a new National Agreement. With the Union Association challenge now dead and virtually every player bound by the Reserve Clause, magnates in both circuits connived to put a \$2,000 ceiling on player salaries.

Even though the salary limit was ignored initially when too many owners lacked the courage to impose it, the threat it embodied drew

JOCKO

Cocky, insouciant Jocko Flynn stands beside fellow rookie Jimmy Ryan in the 1886 Chicago White Stockings' team picture. It is our lone enduring image of perhaps the greatest one-year wonder in major league history. Flynn, a native of Lawrence, Massachusetts, arrived in Chicago in the spring of 1886 as a 22-year-old rookie pitcher-outfielder together with his minor league batterymate Prunes Moolic, who also made his home in Lawrence. Over the next five months Flynn won 23 games so quickly that it was said of him: "On the street he looks like one of your lawn tennis dudes. On the field he is, to quote everybody, a perfect terror." The words had hardly appeared in print than Flynn blew out his arm. Not a great one for taking care of himself, he never pitched again in the majors, though he did play part of one game as an outfielder early the following season. Flynn holds the all-time record for the most wins in the majors by a one-year pitcher. A list of nineteenth century players who won 15 or more games in the only seasons they served as pitchers follows:

	Year	Team	W	L	PCT	ERA
Jocko Flynn	1886	Chi-NL	23	6	.793	2.24
Parke Swartzel	1889	KC-AA	19	27	.413	4.32
Fred Smith	1890	Tol-AA	19	13	.594	3.27
John Keefe	1890	Syr-AA	17	24	.415	4.32
Fleury Sullivan	1884	Pit-AA	16	35	.314	4.20

players to take a fresh look at the notion of unionizing. Early in 1885, Bill Voltz, a Philadelphia sportswriter who had helped to start several minor leagues, proposed creating a professional baseball player's benevolent association or "Brotherhood" to provide health insurance and emergency funds for injured or needy players. Voltz found only lukewarm interest in his plan until he approached the New York League club. Giants captain John Ward not only liked Voltz's Brotherhood idea but introduced the possibility of making it a trade union. On October 2, 1885, just days before the \$2,000 salary limit became law, Ward and several other Giants, notably Tim Keefe and Buck Ewing, formed the first chapter of the Brotherhood of Professional Baseball Players. By the close of the 1886 season the Brotherhood had more than 100 members and chapters in every League city.

Included under Ward's aegis were players in Washington and Kansas City, the League's two newest entries. After the Providence and Buffalo franchises went bankrupt and folded following the 1885 season, Nick Young, who had replaced Abraham Mills as League president, presided over Washington's formal admission on January 16, 1886. A month later Kansas City was ac-

SUPER SEASON FOR SOUTHPAWS

Until the late 1870s analysts believed there was one position on the diamond that a left-hander could never hope to play successfully. It was not shortstop or catcher. There were plenty of southpaws at those positions in the 1870s, and there were also lots of lefty third basemen and second basemen. But the game, even as late as the beginning of the 1880 season, had never seen a left-handed pitcher of much note. The record for the most wins in a season by a southpaw still belonged to John McMullin, who tallied 12 victories for Troy in the National Association's first season. In the National League's maiden 1876 season, in contrast, not a single decision was registered by a left-handed pitcher.

Exactly ten years later the myth that a southpaw could never be a great pitcher was dispelled once and for all. Actually the 1886 season was probably the richest ever for left-handed pitching feats. Rookie Baltimore southpaw Matt Kilroy rang up an all-time record 513 strikeouts, and Louisville's lefty ace, Toad Ramsey, was only a hair less awesome with 499 K's in his first full season. The third-best strikeout total in the majors in 1886 belonged to another Association southpaw, Ed Morris of Pittsburgh, and fourth on the majors' K list was Detroit's Lady Baldwin, who also threw from the port side. In addition, Baldwin in 1886 set the National League record for most wins by a lefty with 42, breaking Morris's year-old major league mark of 39. The following season Kilroy would establish the all-time record for a left-hander when he won 46 games for Baltimore, but Morris would turn out to be the most enduring of the four southpaw stars in 1886, winning 171 games, the most of any lefty in the nineteenth century.

cepted as a compromise when a clandestine plot to fill the vacancy with a team from the Association (Cincinnati was the most coveted candidate) fell through.

Blissfully unaware of the League's behind-the-scenes maneuverings, the Association for the first time began a new season with the same eight-team crew that had voyaged under its banner the previous year. The junior circuit was not without internal strife, however, as president Denny McKnight was deposed in late March following his inept handling of a contract wrangle involving Sam Barkley that had been preceded by an ill-conceived attempt to oust the New York Mets from the Association. When the Mets refused to cede their berth and Barkley, unpopular with both St. Louis Browns owner Chris Von der Ahe and manager Charlie Comiskey, ended up with McKnight's Pittsburgh club despite Billy Barnie's heated protest that he belonged to Baltimore, McKnight was ordered to turn over all official loop documents to Wheeler Wyckoff, who moved up from Association secretary to be its new chieftain.

Barkley's addition solidified Pittsburgh's infield and helped make Horace Phillips's squad the top defensive unit in the Association, but the defending champion Browns were only a fraction

THE WORST HITTING TEAM EVER

Matt Kilroy's single-season strikeout record of 513 in 1886 is all the more remarkable in that he achieved it without the benefit of facing his own Baltimore Orioles teammates, who happened to be the worst assemblage of hitters in major league history. The 1886 Orioles not only batted an execrable .204, the poorest average ever by a team playing a full schedule, but managed to collect only 183 extra base hits in 139 games. Consequently Kilroy's teammates also compiled the second-lowest slugging average ever at .258.* Rightfielder Jack Manning led the Orioles in virtually every offensive department despite hitting a meager .223. His 18 doubles tied for the team lead, his seven triples were only one behind leader Mike Muldoon, and he tied for 2nd in homers with one. Manning's 159 total bases also led Baltimore by a substantial margin. Indeed only four Orioles—Manning, Joe Sommer, Milt Scott and Muldoon—collected as many as 100 total bases. Scott set an all-time record for the fewest total bases by a first baseman with 400 or more at bats (117) and by the end of the season usually batted behind the pitcher. Actually manager Bill Barnie so despaired of getting any run production from his regulars that he frequently batted his pitchers in the middle of the order. Here are the Orioles' 1886 team "leaders" in each major batting department:

At Bats: Joe Sommer 560

Hits: Jack Manning 124

Runs: Joe Sommer 79

Doubles: Joe Sommer 18, Jack Manning 18

Triples: Mike Muldoon 8

Home Runs: Milt Scott 2

RBI: Joe Sommer 52, Milt Scott 52

Total Bases: Jack Manning 159

Stolen Bases: Joe Sommer 31

Walks: Jack Manning 50

BA: Jack Manning .223

SA: Jack Manning .286

OBP: Jack Manning .291

* The Orioles' 1882 entry holds the record with a .254 SA.

less stingy at giving up unearned runs. Since St. Louis also owned both the Association's best offensive unit and best pitching staff by far, it signaled an easy repeat pennant. Without a single batter among the loop leaders the previous year, in 1886 Comiskey boasted three .300 hitters in Tip O'Neill, Bob Caruthers and Arlie Latham. In addition to swatting .334, Caruthers also led the Association in wins, and Latham set a new loop record by tallying 152 runs. However,



The 1886 St. Louis Maroons were aka the "Black Diamonds" because so many of them were blacklisted for playing in the Union Association. Top: Al Bauer, Charlie Sweeney, Jerry Denny, Emmett Seery, Patsy Cahill and Jack Glasscock. Middle: Henry Boyle, Jack McGeachy, John Healy, manager Gus Schmelz, Tom Dolan, Jack Kirby and Alex McKinnon. Bottom: Joe Quinn, Fred Dunlap and George Myers. On a train trip to Detroit in July 1886, Denny undressed after a night of imbibing and crawled into what he thought was his berth in the sleeping car. When he saw a slumbering form already there, he thought it was Kirby pulling a prank and whacked him hard on the bottom. But it was a teenage girl, and her father nearly throttled the mortified Denny. Kirby mortified many a manager who made him a project for reform, only to despair quickly of ever making him pitch up to his potential. After listening to Indianapolis Hoosiers' manager Watch Burnham gripe about him in 1887, the team correspondent wrote in *Sporting Life*, Kirby "is a bullhead, mulish ingrate, and apparently without sense of honor or a single manly instinct."

Latham and his teammates carved their reputation more on their enterprising base-running, disruptive base-coaching and relentless umpire intimidation than on their statistics.

Chicago, the 1885 League champion, also won its second straight flag but only after another down-to-the-wire battle. The challenge on this occasion came from the Detroit Wolverines, a perennial loser suddenly shot to prominence by the arrival of the four core members of the Buffalo Bisons that the Michigan club had attempted to annex the previous fall. So central to Detroit's improvement was the quartet of Dan Brouthers, Deacon White, Jack Rowe and Hardy Richardson that they begged comparison to the four stars Chicago had pilfered from Boston ten years earlier and were christened the second "Big Four." The ex-Bisons, together with emerging star Sam Thompson and Charlie Bennett, the game's finest all-around catcher in the mid-1880s, aided pitchers Lady Baldwin and Charlie Getzein to post a composite 72-23 record after winning just 23 games between them in 1885. Still the pair was a step behind Chicago, which got 66 wins from John Clarkson and Jim McCormick while rookie flash Jocko Flynn chipped in

another 23 victories. After posting a 39-9 record as of July 4, the season's traditional midpoint, Detroit stumbled in August, winning just 10 of 23 games while Chicago was victorious in 17 of 23. For the rest of the season the Wolverines played catch-up but were unable to regain the lost ground, finishing two and a half games in arrears.

Before embarking on their second consecutive World's Series confrontation with Chicago, the Browns tuned up by sweeping four straight games from the League Maroons to snare bragging rights to St. Louis. The city series with the Browns was the Maroons' last gasp before dissolving and yielding most of their better players to a replacement franchise in Indianapolis, and it was nearly the death knell for the Browns' season too when Caruthers hurt his knee and was unable to pitch the opening game at Chicago. Comiskey turned instead to Dave Foutz, but after the White Stockings tapped Foutz for two runs in the bottom of the 1st, Clarkson waltzed to a 6-0 win.

Caruthers recovered sufficiently by the following afternoon to drub McCormick 12-0, but when he tried to hurl two days in a row, Chicago blasted him 11-4. The teams then journeyed to St. Louis with the Browns down 2-1 in the best-of-7 fray. But, as had happened in 1885, Clarkson and McCormick had been drained by the arduous pennant race, and Flynn's arm was so frazzled that he was left behind in Chicago. Short of pitching, the White Stockings were forced to use Clarkson for a second day in a row and then had to put shortstop Ned Williamson in the box. After losing both contests by lop-sided scores, Cap Anson suddenly found his team down 3-2 and on the verge of elimination. For Game Six, Anson again summoned Clarkson, making his fourth start in six days. Clarkson gave it a valiant effort and took a 3-0 lead into the bottom of the eighth, but a critical misplay by leftfielder Abner Dalrymple on Latham's long fly tied the count. The 3-3 deadlock was broken when Curt Welch led off the 10th with a single, only the Browns' fourth hit off Clarkson. Welch took second on Foutz's infield hit and then was sacrificed to third by Yank Robinson. With base coach Arlie Latham heckling him and Welch scampering up and down the line, as if threatening to steal home, perhaps Clarkson grew rattled. In any event, he threw a pitch to Doc Bushong that eluded Chicago catcher Mike Kelly, and Welch raced home. Whether Welch slid or scored standing up will be forever debated as will whether his run came on a wild pitch or a passed ball. Kelly later offered little illumination when he said, "I signaled Clarkson for a low ball on one side and when it came it was high upon the other. It struck my hand as I tried to get it and I would say it was a passed ball. You can give it to me if you want to. Clarkson told me that it slipped from his hands."

The Browns' post-Series victory parade seemed at the time as if it would be only the first of many such celebrations for the Association, but the rebel loop never had another moment like it. Even as League moguls were congratulating their Association brethren on a victory well done, they were gearing up for a new war.

THE SEASONAL RECORD

NATIONAL LEAGUE

	G	W	L	Pct	H	R	GB	Attendance
1. Chicago White Stockings	126	90	34	.726	52-10	38-24	—	142,438
2. Detroit Wolverines	126	87	36	.707	48-12	39-24	2.5	105,000
3. New York Giants	124	75	44	.630	47-12	28-32	12.5	189,000
4. Philadelphia Phillies	119	71	43	.623	45-14	26-29	14	175,623
5. Boston Beaneaters	118	56	61	.479	32-25	24-36	30.5	133,683
6. St. Louis Maroons	126	43	79	.352	27-34	16-45	46	99,000
7. Kansas City Cowboys	126	30	91	.248	19-42	11-49	58.5	55,000
8. Washington Nationals	126	28	92	.233	19-42	9-50	60	60,000

	Chi	Det	NY	Phi	Bos	StL	KC	Was	Tot
Chicago	—	11	10	10	12	13	17	17	90
Detroit	7	—	11	10	11	15	16	17	87
New York	8	7	—	8	11	15	15	11	75
Philadelphia	7	7	8	—	10	12	14	13	71
Boston	6	6	6	3	—	11	11	13	56
St. Louis	4	2	3	6	6	—	12	10	43
Kansas City	1	2	3	2	6	5	—	11	30
Washington	1	1	3	4	5	8	6	—	28
	34	36	44	43	61	79	91	92	480

SEASON LEADERS

Batting Average (300 ABs)

1. M. Kelly, Chicago	.388
2. Anson, Chicago	.371
3. Brouthers, Detroit	.370
4. Connor, New York	.355
5. H. Richardson, Detroit	.351

Slugging Average

1. Brouthers, Detroit	.581
2. Anson, Chicago	.544
3. Connor, New York	.540
4. M. Kelly, Chicago	.534
5. H. Richardson, Detroit	.504

On-Base Percentage

1. M. Kelly, Chicago	.483
2. Brouthers, Detroit	.445
3. Gore, Chicago	.434
4. Anson, Chicago	.433
5. Connor, New York	.405

Total Bases

1. Brouthers, Detroit	284
2. Anson, Chicago	274
3. H. Richardson, Detroit	271
4. Connor, New York	262
5. M. Kelly, Chicago	241

Home Runs

1. H. Richardson, Detroit	11
Brouthers, Detroit	11
3. Anson, Chicago	10
4. P. Hines, Washington	9
Denny, St. Louis	9

RBI

1. Anson, Chicago	147
2. Pfeffer, Chicago	95
3. Thompson, Detroit	89
4. Rowe, Detroit	87
5. Ward, New York	81

Hits

1. H. Richardson, Detroit	189
2. Anson, Chicago	187
3. Brouthers, Detroit	181
4. M. Kelly, Chicago	175
5. Connor, New York	172

Runs

1. M. Kelly, Chicago	155
2. Gore, Chicago	150
3. Brouthers, Detroit	139
4. H. Richardson, Detroit	125
5. Anson, Chicago	117

Bases on Balls

1. Gore, Chicago	102
2. M. Kelly, Chicago	83
3. Williamson, Chicago	80
4. Brouthers, Detroit	66
5. Radford, Kansas City	58

Strikeouts

1. Seery, St. Louis	82
2. Morrill, Boston	81
3. Lillie, Kansas City	80
4. Cahill, St. Louis	79
5. Wood, Philadelphia	75

Stolen Bases

1. Andrews, Philadelphia	56
2. M. Kelly, Chicago	53
3. Hanlon, Detroit	50
4. H. Richardson, Detroit	42
5. Radford, Kansas City	39

OPS

1. Brouthers, Detroit	1.026
2. M. Kelly, Chicago	1.018
3. Anson, Chicago	.977
4. Connor, New York	.945
5. H. Richardson, Detroit	.906

PITCHING

Wins

1. Keefe, New York	42
L. Baldwin, Detroit	42
3. Clarkson, Chicago	36
4. Welch, New York	33
5. McCormick, Chicago	31

Losses

1. Wiedman, Kansas City	36
2. J. Whitney, Kansas City	32
3. Radbourn, Boston	31
Shaw, Washington	31
5. Kirby, St. Louis	26

Innings

1. Keefe, New York	535
2. Radbourn, Boston	509.1
3. Welch, New York	500
4. L. Baldwin, Detroit	487
5. Clarkson, Chicago	466.2

Complete Games

1. Keefe, New York	62
2. Radbourn, Boston	57
3. Welch, New York	56
4. L. Baldwin, Detroit	55
5. Clarkson, Chicago	50

Strikeouts

1. L. Baldwin, Detroit	323
2. Clarkson, Chicago	313
3. Keefe, New York	297
4. Welch, New York	272
5. Stemmeyer, Boston	239

Winning Percentage (25 decisions)

1. Flynn, Chicago	.793
2. Ferguson, Philadelphia	.769
3. L. Baldwin, Detroit	.764
4. McCormick, Chicago	.738
5. Getzein, Detroit	.732

ERA (140 innings)

1. Boyle, St. Louis	1.76
2. Ferguson, Philadelphia	1.98
3. L. Baldwin, Detroit	2.24
Flynn, Chicago	2.24
5. Clarkson, Chicago	2.41
Casey, Philadelphia	2.41

Lowest OOBP

1. L. Baldwin, Detroit	.243
2. Ferguson, Philadelphia	.244
3. Flynn, Chicago	.257
4. Boyle, St. Louis	.261
5. Clarkson, Chicago	.264

Lowest OBA

1. L. Baldwin, Detroit	.202
2. Ferguson, Philadelphia	.210
Flynn, Chicago	.210
4. Stemmeyer, Boston	.218
5. Boyle, St. Louis	.220

FIELDING

Putouts

1B

McQuery, Kansas City	1295
Brothers, Detroit	1256
Farrar, Philadelphia	1220

Assists

Anson, Chicago	66
Connor, New York	65
McQuery, Kansas City	50

Fielding Average

Farrar, Philadelphia	.980
Connor, New York	.973
McQuery, Kansas City	.969

2B

Pfeffer, Chicago	343
Gerhardt, New York	340
Dunlap, St. Louis-Detroit	333

Dunlap, St. Louis-Detroit	393
A, Myers, Kansas City	384
Gerhardt, New York	355

Bastian, Philadelphia	.945
Dunlap, St. Louis-Detroit	.926
Gerhardt, New York	.924

3B

Denny, Providence	182
Donnelly, Kansas City	153
T. Burns, Chicago	149

Denny, Providence	270
T. Burns, Chicago	247
D. White, Detroit	245
Donnelly, Kansas City	245

Esterbrook, New York	.8951
Denny, St. Louis	.8950
T. Burns, Chicago	.890

SS

Williamson, Chicago	161
Glasscock, St. Louis	156
A. Irwin, Philadelphia	137

Glasscock, St. Louis	392
Ward, New York	369
Williamson, Chicago	355

Glasscock, St. Louis	.906
A. Irwin, Philadelphia	.891
Bassett, Kansas City	.886

RF

Thompson, Detroit	194
Cahill, St. Louis	166
Dorgan, New York	153

Cahill, St. Louis	34
Thompson, Detroit	29
Radford, Kansas City	29

Thompson, Detroit	.945
Poorman, Boston	.902
Radford, Kansas City	.890

CF

Johnston, Boston	243
Hanlon, Detroit	205
Andrews, Philadelphia	189

Johnston, Boston	29
Andrews, Philadelphia	24
Gore, Chicago	20

Hanlon, Detroit	.929
Andrews, Philadelphia	.903
P. Hines, Washington	.899

LF

Lillie, Kansas City	199
Hornung, Boston	187
Seery, St. Louis	176

Lillie, Kansas City	30
C. Carroll, Washington	22
H. Richardson, Detroit	21

Hornung, Boston	.948
Wood, Philadelphia	.904
Gillespie, New York	.901

THE ANNUAL RECORD

Putouts

C	
Bennett, Detroit	425
G. Meyers, St. Louis	368
Gilligan, Washington	358

Assists

Gilligan, Washington	101
Briody, Kansas City	95
Flint, Chicago	93

Fielding Average

Bennett, Detroit	.955
G. Myers, St. Louis	.928
Gilligan, Washington	.925

P

Radbourn, Boston	39
Ferguson	33
Keefe, New York	29

Clarkson, Chicago	114
J. Whitney, Kansas City	107
Keefe, New York	107
Radbourn, Boston	107

Getzein, Detroit	.988
L. Baldwin, Detroit	.969
Shaw, Washington	.965

Double Plays

1B

Anson, Chicago	69
Brouthers, Detroit	64
McQuery, Kansas City	61
McKinnon, St. Louis	61

Errors

Anson, Chicago	48
McKinnon, St. Louis	46
McQuery, Kansas City	43

TC/Game

McQuery, Kansas City	11.4
Brouthers, Kansas City	11.0
Farrar, Philadelphia	10.9

2B

Pfeffer, Chicago	66
Dunlap, St. Louis-Detroit	64
A. Myers, Kansas City	50
Gerhardt, New York	50

Pfeffer, Chicago	73
A. Myers, Kansas City	65
Dunlap, St. Louis-Detroit	64

Dunlap, St. Louis-Detroit	6.43
Pfeffer, Chicago	6.40
A. Myers, Kansas City	6.3

3B

Denny, St. Louis	22
D. White, Detroit	18
Donnelly, Kansas City	13

Donnelly, Kansas City	73
D. White, Detroit	68
Denny, St. Louis	53

Denny, St. Louis	4.3
Donnelly, Kansas City	4.2
T. Burns, Chicago	4.0

SS

Glasscock, St. Louis	43
Ward, New York	36
Williamson, Chicago	36

Williamson, Chicago	78
Ward, New York	69
Glasscock, St. Louis	57

Bassett, Kansas City	5.5
A. Irwin, Philadelphia	5.2
Glasscock, St. Louis	5.0

RF

Thompson, Detroit	11
Poorman, Boston	6
Cahill, St. Louis	5
Radford, Kansas City	5

Cahill, St. Louis	31
Ryan, Chicago	23
Dorgan, New York	21

Thompson, Detroit	1.93
Poorman, Philadelphia	1.92
Radford, Kansas City	1.88

CF

Gore, Chicago	4
Hanlon, Detroit	4
Johnston, Boston	4

Johnston, Boston	33
D. Rowe, Kansas City	29
Gore, Chicago	29

Johnston, Boston	2.8
Andrews, Philadelphia	2.27
Hines, Washington	2.25

LF

C. Carroll, Washington	4
Lillie, Kansas City	3
Wood, Philadelphia	3
Seery, St. Louis	3

Lillie, Kansas City	30
C. Carroll, Washington	28
Seery, St. Louis	26

Lillie, Kansas City	2.3
Hornung, Boston	2.2
H. Richardson, Detroit	2.1

C

Bennett, Detroit	13
G. Myers, St. Louis	8
Gilligan, Washington	7

Flint, Chicago	47
McGuire, Philadelphia	39
Gilligan, Washington	37

Bennett, Detroit	7.7
Gilligan, Washington	7.0
G. Myers, St. Louis	6.7

Leaders in Passed Balls: Graves, St. Louis (81); Hackett, Kansas City (66); Myers, St. Louis (65)

P

Radbourn, Boston	8
L. Baldwin, Detroit	7
J. Whitney, Kansas City	5
Wiedman, Kansas City	5

Clarkson, Chicago	19
Stemmeyer, Boston	17
Keefe, New York	15

J. Whitney, Kansas City	3.0
Ferguson, Philadelphia	2.9
Clarkson, Chicago	2.8

CHICAGO**Cap Anson**

West Side Park I

	G	AB	H	R	2B	3B	HR	RBI	SB	BB	SO	BA	SA	OBP
1B Cap Anson	125	504	187	117	35	11	10	147	29	55	29	.371	.544	.433
2B Fred Pfeffer	118	474	125	88	17	8	7	95	30	36	46	.264	.378	.316
UT Mike Kelly	118	471	175	155	32	11	4	79	53	83	33	.388	.534	.483
3B Tom Burns	112	445	123	64	18	10	3	65	15	14	40	.276	.382	.298
CF George Gore	118	444	135	150	20	12	6	63	23	102	30	.304	.444	.434
SS Ned Williamson	121	430	93	69	17	8	6	58	13	80	71	.216	.335	.339
LF Abner Dalrymple	82	331	77	62	7	12	3	26	16	33	44	.233	.353	.302
RF Jimmy Ryan	84	327	100	58	17	6	4	53	10	12	28	.306	.431	.330
P John Clarkson	55	210	49	21	9	1	3	23	2	0	38	.233	.329	.233
P Jocko Flynn	57	205	41	40	6	2	4	19	9	18	45	.200	.307	.265
P Jim McCormick	42	174	41	17	9	2	2	21	1	2	30	.236	.345	.244
C Silver Flint	54	173	35	30	6	2	1	13	1	12	36	.202	.277	.254
Sub Billy Sunday	28	103	25	16	2	2	0	6	10	7	26	.243	.301	.291
Sub Prunes Moolic	16	56	8	9	3	0	0	2	0	2	17	.143	.196	.172
Sub Lew Hardie	16	51	9	4	0	0	0	3	1	4	10	.176	.176	.236
	126	4378	1223	900	198	87	53	673	213	460	513	.279	.401	.348

1B—Anson 125, Kelly 9, Flint 3, Pfeffer 1

2B—Pfeffer 118, Kelly 6, Ryan 5

SS—Williamson 121, Ryan 6, Kelly 5

3B—Burns 112, Kelly 8, Ryan 6, Hardie 1

OF—Gore 118, Dalrymple 82, Ryan 70, Kelly 56, Sunday 28, Flynn 28, Clarkson 5, McCormick 4, Moolic 2, Hardie 2

C—Flint 54, Kelly 53, Moolic 15, Hardie 13, Anson 12, Williamson 4

P—Clarkson 55, McCormick 42, Flynn 32, Ryan 5, Williamson 2

	Pos	G	TC	PO	A	DP	E	PB	FA
Anson	1B	125	1302	1188	66	69	48	9	.963
Williamson	SS	121	594	161	355	36	78	5	.869
Pfeffer	2B	118	756	343	340	66	73	—	.903
Gore	CF	118	233	184	20	4	29	—	.876
Burns	3B	112	445	149	247	12	49	—	.890
Dalrymple	LF	82	148	126	15	1	7	—	.953
Ryan	RF	70	134	93	18	3	23	—	.828
Kelly	RF@	56	106	62	24	1	20	—	.811
"	C	53	381	259	94	3	28	46	.927
Clarkson	P	55	152	19	114	3	19	—	.875
Flint	C	54	440	300	93	2	47	41	.893
McCormick	P	42	101	21	74	3	6	—	.941
Flynn	P	32	83	19	57	1	7	—	.916
"	LF@	28	19	15	2	1	2	—	.895
Sunday	LF@	28	58	50	3	0	5	—	.914
Moolic	C	15	128	96	25	3	7	24	.945
Hardie	C	13	83	65	15	0	3	19	.964
		126	5409	3290	1644	82	475	144	.912

	G	IP	H	GS	CG	W	L	SO	BB	Sh	Sv	ERA	WP	HR
John Clarkson	55	466.2	419	55	50	36	17	313	86	3	0	2.41	17	20
Jim McCormick	42	347.2	341	42	38	31	11	172	100	2	0	2.82	7	18
Jocko Flynn	32	257	207	29	28	23	6	146	63	2	1	2.24	28	9

THE ANNUAL RECORD

Jimmy Ryan	5	23.1	19	0	0	0	0	15	13	0	1	4.63	1	2
Ned Williamson	2	3	2	0	0	0	0	1	0	0	1	0.00	0	0

* One combined shutout on May 28: McCormick 3 innings, Flynn 6 innings

1097.2 988 126 116 90 34 **647** 262 8 **3** 2.54 53 **49**

DETROIT

Bill Watkins

Recreation Park

	G	AB	H	R	2B	3B	HR	RBI	SB	BB	SO	BA	SA	OBP
LF Hardy Richardson	125	538	189	125	27	11	11	61	42	46	27	.351	.504	.402
RF Sam Thompson	122	503	156	101	18	13	8	89	13	35	31	.310	.445	.355
CF Ned Hanlon	126	494	116	105	6	6	4	60	50	57	39	.235	.296	.314
3B Deacon White	124	491	142	65	19	5	1	76	9	31	35	.289	.354	.331
1B Dan Brouthers	121	489	181	139	40	15	11	72	21	66	16	.370	.581	.445
SS Jack Rowe	11	468	142	97	21	9	6	87	12	26	27	.303	.425	.340
C Charlie Bennett	72	235	57	37	13	5	4	34	4	48	29	.243	.391	.371
C Charlie Ganzel (2)	57	213	58	28	7	2	1	31	5	7	22	.272	.338	.295
P Lady Baldwin	57	204	41	25	6	3	0	25	3	18	44	.201	.260	.266
2B Fred Dunlap (2)	51	196	56	32	8	3	4	37	13	16	21	.286	.418	.340
Sub Sam Crane (1)	47	185	26	24	2	2	1	12	8	8	34	.141	.189	.176
P Charlie Getzein	43	165	29	14	3	3	0	19	3	6	46	.176	.230	.205
Sub Jim Manning	26	97	18	14	2	3	0	7	7	6	10	.186	.268	.233
Sub Harry Decker (1)	14	54	12	2	1	0	0	5	0	2	9	.222	.241	.250
P Pete Conway (2)	12	43	8	10	1	0	2	3	0	1	8	.186	.349	.205
P Bill Smith	10	38	7	2	2	0	0	4	0	1	14	.184	.237	.205
Sub Jack McGeachy (1)	6	27	9	3	0	1	0	4	2	0	3	.333	.407	.333
Sub Billy Shindle	7	26	7	4	0	0	0	4	2	0	5	.269	.269	.269
Sub Larry Twitchell	4	16	1	0	0	0	0	0	0	0	2	.063	.063	.063
Sub Tom Gillen	2	10	4	2	0	0	0	4	0	0	1	.400	.400	.400
P Phenomenal Smith	3	9	1	0	0	0	0	1	0	0	3	.111	.111	.111
<hr/>														
	126	4501	1260	829	176	81	53	635	194	374	426	.280	.390	.335

1B—Brouthers 121, Ganzel 5
 2B—Dunlap 51, Richardson 42, Crane 38, Hanlon 1
 SS—Rowe 110, Crane 8, Shindle 7, Richardson 3, Bennett 1, Manning 1
 3B—White 124, Richardson 2
 OF—Hanlon 126, Thompson 122, Richardson 80, Manning 26, McGeachy 6, Ganzel 7, Crane 4, Bennett 4, Baldwin 2,
 Twitchell 2, Dunlap 1, Decker 1, B. Smith 1, Conway 1, Getzein 1
 C—Bennett 69, Ganzel 45, Decker 14, Rowe 3, Gillen 2
 P—Baldwin 56, Getzein 43, Conway 11, B. Smith 9, Richardson 4, Twitchell 4, P. Smith 3

	Pos	G	TC	PO	A	DP	E	PB	FA
Hanlon	CF	126	240	205	18	4	17	—	.929
White	3B	124	444	131	245	18	68	—	.847
Thompson	RF	122	236	194	29	11	13	—	.945
Brouthers	1B	121	1325	1256	27	64	42	—	.968
Rowe	SS	110	450	86	310	26	54	4	.880
Richardson	LF	80	169	131	21	1	17	—	.899
"	2B	42	235	103	118	13	14	—	.940
Bennett	C	69	533	425	84	13	24	25	.955
Baldwin	P	56	127	18	105	7	4	—	.969
Dunlap	2B	51	305*	118	162*	22	25	—	.918
Ganzel	C	45	370	274	63	9	33	30	.911
Getzein	P	43	82	16	65	3	1	—	.988
Crane	2B	38	238	104	111	19	23	—	.903

	Pos	G	TC	PO	A	DP	E	PB	FA
Manning	OF@	26	38	32	4	1	2	—	.947
Decker	C	14	139	89	32	1	18	6	.871
Conway	P	11	26	3	19	0	4	—	.846
		126	5178	3301	1504	82	373	76	.928

	G	IP	H	GS	CG	W	L	SO	BB	Sh	Sv	ERA	WP	HR
Lady Baldwin	56	487	371	56	55	42	13	323	100	7	0	2.24	22	11
Charlie Getzein	43	386.2	388	43	42	30	11	172	85	1	0	3.03	19	6
Pete Conway (2)	11	91	93	11	11	6	5	35	25	0	0	3.36	6	1
Bill Smith	9	77	81	9	9	5	4	36	30	0	0	4.09	9	0
Larry Twitchell	4	25	35	4	2	0	2	6	12	0	0	6.48	2	1
Phenomenal Smith	3	25	16	3	3	1	1	15	8	0	0	2.16	2	0
Hardy Richardson	4	12	11	0	0	3	0	5	10	0	0	4.50	2	1
		1103.2	995	126	122	87	36	592	270	8	0	2.85	62	20

NEW YORK

Jim Mutrie

Polo Grounds I

	G	AB	H	R	2B	3B	HR	RBI	SB	BB	SO	BA	SA	OBP
SS John Ward	122	491	134	82	17	5	2	81	36	19	46	.273	.340	.300
1B Roger Connor	118	485	172	105	29	20	7	71	17	41	15	.355	.540	.405
3B Tom Esterbrook	123	473	125	62	20	6	3	43	13	8	43	.264	.351	.277
RF Mike Dorgan	118	442	129	61	19	4	2	79	9	29	37	.292	.367	.335
UT Jim O'Rourke	105	440	136	106	26	6	1	34	14	39	21	.309	.402	.349
2B Joe Gerhardt	123	426	81	44	11	7	0	40	8	22	63	.190	.249	.230
LF Pat Gillespie	97	396	108	65	13	8	0	58	17	16	30	.273	.346	.301
C Buck Ewing	73	275	85	59	11	7	4	31	18	16	17	.309	.444	.347
CF Danny Richardson	68	237	55	43	9	1	1	27	12	17	21	.232	.291	.273
P Mickey Welch	59	213	46	17	4	2	0	18	3	7	47	.216	.254	.241
P Tim Keefe	64	205	35	26	10	1	1	20	3	17	42	.171	.244	.234
Sub Pat Deasley	41	143	38	18	6	1	0	17	2	4	12	.266	.322	.286
Sub Bill Finley	13	44	8	2	0	0	0	5	2	1	8	.182	.182	.200
Sub Gene Begley	5	16	2	1	0	0	0	1	1	1	3	.125	.125	.176
Sub Ed Caskin	1	4	2	1	0	0	0	1	0	0	1	.500	.500	.500
Sub Larry Corcoran (1)	1	4	0	0	0	0	0	0	0	0	2	.000	.000	.000
Sub Frank Diven	1	3	0	0	0	0	0	0	0	0	1	.000	.000	.000
P Jim Devlin	1	1	0	0	0	0	0	1	0	0	1	.000	.000	.000
		124	4298	1156	692	175	68	21	527	155	237	.269	.356	.307

1B— Connor 118, Dorgan 3, Ewing 2, O'Rourke 2

2B—Gerhardt 123, Richardson 1

SS—Ward 122, Richardson 1, Caskin 1

3B—Esterbrook 123, Richardson 1

OF—Dorgan 116, Gillespie 97, Richardson 64, O'Rourke 63, Ewing 23, Deasley 15, Finley 8, Welch 3, Begley 2, Keefe 1, Corcoran 1, Diven 1

C—Ewing 50, O'Rourke 47, Deasley 30, Finley 8, Begley 3

P—Keefe 64, Welch 59, Richardson 5, Devlin 1

THE ANNUAL RECORD

	Pos	G	TC	PO	A	DP	E	PB	FA
Gerhardt	2B	123	752	340	355	50	57	—	.924
Esterbrook	3B	123	410	148	219	9	47	—	.895
Ward	SS	122	529	91	369	36	69	—	.870
Connor	1B	118	1263	1164	65	55	34	—	.973
Dorgan	RF	116	187	153	13	4	21	—	.888
Gillespie	LF	97	141	121	6	0	14	—	.901
Keefe	P	64	151	29	107	3	15	—	.901
Richardson	CF@	64	106	94	7	0	5	—	.953
O'Rourke	CF	63	121	101	11	1	9		.926
"	C	47	352	250	83	3	19	48	.946
Welch	P	59	106	19	82	0	5	—	.953
Ewing	C	50	392	270	91	4	31	31	.921
"	OF@	23	33	27	4	0	2		.939
Deasley	C	30	200	147	38	4	15	29	.925
"	OF@	15	30	20	4	0	6		.800
		124	4938	3083	1496	70	359	127	.929

	G	IP	H	GS	CG	W	L	SO	BB	Sh	Sv	ERA	WP	HR
Tim Keefe	64	535	479	64	62	42	20	297	102	2	0	2.53	40	9
Mickey Welch	59	500	514	59	56	33	22	272	163	1	0	2.99	51	13
Danny Richardson	5	25	33	1	1	0	2	17	11	0	0	5.76	3	1
Jim Devlin	1	2	3	0	0	0	0	2	4	0	1	18.00	1	0
		1062	1029	124	119	75	44	588	280	3	1	2.86	95	23

PHILADELPHIA

Harry Wright

Recreation Park

	G	AB	H	R	2B	3B	HR	RBI	SB	BB	SO	BA	SA	OBP
LF George Wood	106	450	123	81	18	15	4	50	9	23	75	.273	.407	.309
1B Sid Farrar	118	439	109	55	19	7	5	50	10	16	47	.248	.358	.275
CF Ed Andrews	107	437	109	93	15	4	2	28	56	31	35	.249	.316	.299
3B Joe Mulvey	107	430	115	71	16	10	2	53	27	15	31	.267	.365	.292
SS Arthur Irwin	101	373	87	51	6	6	0	34	24	35	39	.233	.282	.299
2B Charlie Bastian	105	373	81	46	9	11	2	38	29	33	73	.217	.316	.281
UT Ed Daily	79	309	70	40	17	1	4	50	23	7	34	.227	.327	.244
RF Jim Fogarty	77	280	82	54	13	5	3	47	30	42	16	.293	.407	.385
P Charlie Ferguson	72	261	66	56	9	1	2	25	9	37	28	.253	.318	.346
C Jack Clements	54	185	38	15	5	1	0	11	4	7	34	.205	.243	.234
C Deacon McGuire	50	167	33	25	7	1	2	18	2	19	25	.198	.287	.280
P Dan Casey	44	151	23	11	4	1	0	9	0	9	41	.152	.192	.200
Sub Tony Cusick	29	104	23	10	5	1	0	4	1	3	14	.221	.288	.243
Sub Jack Farrell (1)	17	60	11	7	0	1	0	3	1	3	11	.183	.217	.222
Sub Tommy McCarthy	8	27	5	6	2	1	0	3	1	2	3	.185	.333	.241
P Cannonball Titcomb	5	16	1	0	0	0	0	1	0	0	5	.063	.063	.063
P John Strike	3	7	0	0	0	0	0	0	0	0	4	.000	.000	.000
Sub Charlie Ganzel (1)	1	3	0	0	0	0	0	0	0	0	1	.000	.000	.000
	119	4072	976	621	145	66	26	424	226	282	516	.240	.327	.289

1B—Farrar 118, Cusick 1

2B—Bastian 87, Farrell 17, Fogarty 13, Andrews 3

SS—Irwin 100, Bastian 10, Wood 6, Fogarty 3

3B—Mulvey 107, Bastian 8, Fogarty 3, Wood 3, Irwin 1

OF—Andrews 104, Wood 97, Fogarty 60, Daily 56, Ferguson 27, McCarthy 8, Clements 7, Casey 5, Cusick 3, McGuire 1, Strike 1, Mulvey 1
 C—McGuire 49, Clements 47, Cusick 25, Ganzel 1
 P—Ferguson 48, Casey 44, Daily 27, Titcomb 5, Strike 2, McCarthy 1, Fogarty 1

	Pos	G	TC	PO	A	DP	E	PB	FA
Farrar	1B	118	1291	1220	45	38	26	—	.980
Mulvey	3B	107	330	99	191	2	40	—	.879
Andrews	CF	104	236	189	24	2	23	—	.903
Irwin	SS	100	515	137	322	21	56	—	.891
Wood	LF	97	178	148	13	2	17	—	.904
Bastian	2B	87	469	157	286	19	26	—	.945
Fogarty	RF	60	129	114	9	3	6	—	.953
"	2B	13	70	30	29	6	11		.843
Daily	LF@	56	127	88	17	2	22	—	.827
"	P	27	68	10	53	1	5		.926
McGuire	C	49	387	298	50	3	39	44	.899
Ferguson	P	48	139	33	97	1	9	—	.935
"	RF@	27	48	39	4	0	5		.896
Clements	C	47	398	318	52	3	28	30	.930
Casey	P	44	95	17	70	0	8	—	.916
Cusick	C	25	174	120	35	1	19	21	.891
Farrell	2B	17	97	22	58	2	17	—	.825
		119	4972	3125	1454	46	393	95	.921

	G	IP	H	GS	CG	W	L	SO	BB	Sh	Sv	ERA	WP	HR
Charlie Ferguson	48	395.2	317	45	43	30	9	212	69	4	2	1.98	11	11
Dan Casey	44	369	326	44	39	24	18	193	104	4	0	2.41	25	8
Ed Daily	27	218	211	23	22	16	9	95	59	1	0	3.06	16	7
Cannonball Titcomb	5	41	43	5	5	0	5	24	24	0	0	3.73	5	1
John Strike	2	15	19	2	1	1	1	11	7	0	0	4.80	2	1
Jim Fogarty	1	56	7	0	0	0	1	4	0	0	0	0.00	1	1
Tommy McCarthy	1	1	0	0	0	0	0	1	1	0	0	0.00	0	0
* One combined shutout on Oct. 4: Ferguson 2 innings, Daily 7 innings														
		1045.2	923	119	110	71	43	540	264	10	2	2.45	60	29

BOSTON
John Morrill
 South End Grounds I

	G	AB	H	R	2B	3B	HR	RBI	SB	BB	SO	BA	SA	OBP
UT Ezra Sutton	116	499	138	83	21	6	3	48	18	26	31	.277	.361	.312
SS John Morrill	117	430	106	86	25	6	7	69	9	56	81	.247	.381	.333
LF Joe Hornung	94	424	109	67	12	2	2	40	16	10	62	.257	.309	.274
3B Billy Nash	109	417	117	61	11	8	1	45	16	24	28	.281	.353	.320
CF Dick Johnston	109	413	99	48	18	9	1	57	11	3	70	.240	.334	.245
1B Sam Wise	96	387	112	71	19	12	4	72	31	33	61	.289	.432	.345
RF Tom Poorman	96	371	97	72	16	6	3	41	31	19	52	.261	.361	.297
P Charley Radbourn	66	253	60	30	5	1	2	22	5	17	36	.237	.289	.285
2B Jack Burdock	59	221	48	26	6	1	0	25	3	11	27	.217	.253	.254
C Con Daily	50	180	43	25	4	2	0	21	2	19	29	.239	.283	.312
P Charlie Buffinton	44	176	51	27	4	1	1	30	3	6	12	.290	.341	.313
P Bill Stemmeyer	41	148	41	24	3	2	0	20	3	12	17	.277	.324	.331
Sub Eddie Tate	31	106	24	13	3	1	0	3	0	7	17	.226	.274	.274
Sub Tom Gunning	27	98	22	15	2	1	0	7	3	3	19	.224	.265	.248

THE ANNUAL RECORD

	G	AB	H	R	2B	3B	HR	RBI	SB	BB	SO	BA	SA	OBP
Sub Pat Dealey	15	46	15	9	1	1	0	3	5	4	4	.326	.391	.380
P Charlie Parsons	2	8	3	0	1	0	0	0	0	0	0	.375	.500	.375
Sub Myron Allen	1	3	0	0	0	0	0	0	0	0	1	.000	.000	.000
	118	4180	1085	657	151	59	24	503	156	250	537	.260	.341	.301

1B—Wise 57, Morrill 42, Buffinton 19

2B—Burdock 59, Morrill 20, Wise 20, Sutton 18, Allen 1

SS—Morrill 55, Sutton 28, Wise 18, Nash 17

3B—Nash 90, Sutton 28

OF—Johnston 109, Poorman 96, Hornung 94, Sutton 43, Buffinton 9, Radbourn 9, Dealey 1

C—Daily 50, Tate 31, Gunning 27, Dealey 14

P—Radbourn 58, Stemmeyer 41, Buffinton 18, Parsons 2, Morrill 1

	Pos	G	TC	PO	A	DP	E	PB	FA
Johnston	CF	109	305	243	29	4	33	—	.892
Poorman	RF	96	184	145	21	6	18	—	.902
Hornung	LF	94	210	187	12	1	11	—	.948
Nash	3B	90	364	137	177	9	50	—	.863
"	SS	17	74	23	40	5	11	—	.851
Burdock	2B	59	343	145	165	22	33	—	.904
Radbourn	P	58	158	39	107	8	12	—	.924
Wise	1B	57	569	527	17	21	25	—	.956
"	2B	20	100	41	44	5	14	—	.850
"	SS	18	78	24	39	2	15	—	.808
Morrill	SS	55	277	92	156	13	29	—	.895
"	1B	42	436	396	24	23	16	—	.963
"	2B	20	126	47	63	8	16	—	.873
Daily	C	49	350	264	55	5	31	42	.911
Sutton	LF@	43	92	74	5	1	13	—	.859
"	SS	28	128	29	84	7	15	—	.883
"	3B	28	111	34	63	5	14	—	.874
"	2B	18	110	44	52	6	14	—	.873
Stemmeyer	P	41	84	6	61	0	17	—	.798
Tate	C	31	234	163	44	2	27	26	.885
Gunning	C	27	212	162	27	4	23	34	.892
Buffinton	1B	19	186	176	4	7	6	—	.968
"	P	18	41	5	31	1	5	—	.904
Dealey	C	14	98	75	16	1	7	20	.929
		118	4879	3081	1341	63	465	122	.905

	G	IP	H	GS	CG	W	L	SO	BB	Sh	Sv	ERA	WP	HR
Charley Radbourn	58	509.1	521	58	57	27	31	218	111	3	0	3.00	22	18
Bill Stemmeyer	41	348.2	300	41	41	22	18	239	144	0	0	3.02	63	11
Charlie Buffinton	18	151	203	17	16	7	10	47	39	0	0	4.59	9	4
Charlie Parsons	2	16	20	2	2	0	2	5	4	0	0	3.94	0	0
John Morrill	1	4	5	0	0	0	0	2	0	0	0	0.00	1	0
		1029	1049	118	116	56	61	511	298	3	0	3.24	95	33

ST. LOUIS**Gus Schmelz**

Union Park

	G	AB	H	R	2B	3B	HR	RBI	SB	BB	SO	BA	SA	OBP
1B Alex McKinnon	122	491	148	75	24	7	8	72	10	21	23	.301	.428	.330
SS Jack Glasscock	121	486	158	96	29	7	3	40	38	38	13	.325	.432	.374
3B Jerry Denny	119	475	122	58	24	6	9	62	16	14	68	.257	.389	.278
RF Patsy Cahill	125	463	92	43	17	6	1	32	16	9	79	.199	.268	.214
LF Emmett Seery	126	453	108	73	22	6	2	48	24	57	82	.238	.327	.324
C George Myers	79	295	56	26	7	3	0	27	6	18	42	.190	.234	.226
2B Fred Dunlap (1)	71	285	76	53	15	2	3	32	7	28	30	.267	.365	.332
UT Joe Quinn	75	271	63	33	11	3	1	21	12	8	31	.232	.306	.254
CF Jack McGeachy (2)	59	226	46	31	12	3	2	24	8	1	37	.204	.310	.207
P John Healy	43	145	14	10	5	0	0	5	0	2	67	.097	.131	.109
C Frank Graves	43	138	21	7	2	0	0	9	11	7	48	.152	.167	.193
P John Kirby	42	136	15	10	4	0	0	5	0	3	47	.110	.140	.129
Sub Sam Crane (2)	39	116	20	10	3	1	0	7	6	13	27	.172	.216	.256
P Henry Boyle	30	108	27	8	2	2	1	13	0	5	19	.250	.333	.283
P Charlie Sweeney	17	64	16	4	2	0	0	7	0	3	10	.250	.281	.284
Sub Tom Dolan (1)	15	44	11	8	3	0	0	1	2	7	9	.250	.318	.353
P Joe Murphy (2)	4	14	3	0	1	0	0	1	0	0	8	.214	.286	.214
Sub Dick Mappes	6	14	2	1	0	0	0	0	0	1	5	.143	.143	.200
P Al Bauer	4	12	2	1	0	0	0	0	0	0	4	.167	.167	.167
Sub Red Connally	2	7	0	0	0	0	0	0	0	0	3	.000	.000	.000
P Jerry Reardon (1)	1	4	1	0	0	0	0	0	0	0	2	.250	.250	.250
Sub Lou Pelouze	1	3	0	0	0	0	0	0	0	0	2	.000	.000	.000
	126	4250	1001	547	183	46	30	406	156	235	656	.236	.321	.276

1B—McKinnon 119, Quinn 7

2B—Dunlap 71, Crane 39, Quinn 15, McGeachy 2, Mappes 1

SS—Glasscock 120, Denny 3, Quinn 2, Sweeney 2, Cahill 1

3B—Denny 117, Quinn 4, McGeachy 2, Mappes 2, Cahill 1, Myers 1

OF—Seery 126, Cahill 124, McGeachy 55, Quinn 48, Boyle 6, Myers 6, Sweeney 4, Kirby 3, McKinnon 3, Graves 3, Connally 2, Healy 1, Glasscock 1, Murphy 1, Pelouze 1

C—Myers 72, Graves 41, Dolan 15, Mappes 3

P—Healy 42, Kirby 41, Boyle 25, Sweeney 11, Murphy 4, Bauer 4, Cahill 2, Seery 2, Graves 1, Reardon 1

	Pos	G	TC	PO	A	DP	E	PB	FA
Seery	LF	126	222	176	20	2	26	—	.883
Cahill	RF	124	231	166	34	5	31	—	.866
Glasscock	SS	120	605	156	392	43	57	—	.906
McKinnon	1B	119	1251	1170	35	61	46	—	.963
Denny	3B	117	505	182	270	22	53	—	.895
Myers	C	72	483	368	80	8	35	65	.928
Dunlap	2B	71	479*	215	231*	42	33	—	.931
McGeachy	CF@	55	117	88	15	3	14	—	.880
Quinn	CF	48	114	89	13	1	12	—	.895
"	2B	15	79	33	32	3	14	—	.823
Healy	P	42	72	6	62	2	4	—	.944
Kirby	P	41	84	14	61	2	9	—	.893
Graves	C	41	338	223	76	3	39	81	.885
Crane	2B	39	213	91	100	14	22	—	.897
Boyle	P	25	54	8	38	1	8	—	.852
Dolan	C	15	127	77	39	1	9	20	.928
Sweeney	P	11	28	6	20	1	2	—	.929
		126	5249	3216	1581	92	452	166	.914

THE ANNUAL RECORD

	G	IP	H	GS	CG	W	L	SO	BB	Sh	Sv	ERA	WP	HR
John Healy	42	353.2	315	41	39	17	23	213	118	3	0	2.88	40	5
John Kirby	41	325	329	41	38	11	26	129	134	1	0	3.30	43	9
Henry Boyle	25	210	183	24	23	9	15	101	46	2	0	1.76	12	5
Charlie Sweeney	11	93	108	11	11	5	6	28	39	0	0	4.16	10	9
Joe Murphy (2)	4	33	45	4	3	0	4	11	16	0	0	8.18	10	3
Al Bauer	4	28.2	31	4	3	0	4	13	27	0	0	5.97	9	1
Patsy Cahill	2	12	11	0	0	1	0	2	3	0	0	3.00	3	0
Jerry Reardon (1)	1	8	10	1	1	0	1	0	5	0	0	6.75	0	1
Emmett Seery	2	7	8	0	0	0	0	2	3	0	0	7.71	0	1
Frank Graves	1	7	10	0	0	0	0	2	1	0	0	9.00	0	0
	1077.1	1050	126	118	43	79	501	392	6	0	0	3.24	127	34

KANSAS CITY

Dave Rowe

Association Park

	G	AB	H	R	2B	3B	HR	RBI	SB	BB	SO	BA	SA	OBP
RF Paul Radford	122	493	113	78	17	5	0	20	39	58	48	.229	.284	.310
2B Al Myers	118	473	131	69	22	9	4	51	3	22	42	.277	.387	.309
1B Mox McQuery	122	449	111	62	27	4	4	38	4	36	44	.247	.352	.303
3B Jim Donnelly	113	438	88	51	11	3	0	38	16	36	57	.201	.240	.262
CF Dave Rowe	105	429	103	53	24	8	3	57	2	15	43	.240	.354	.266
LF Jim Lillie	114	416	73	37	9	0	0	22	13	11	80	.175	.197	.197
SS Charlie Bassett	90	342	89	41	19	8	2	32	6	36	43	.260	.380	.331
P Jim Whitney	67	247	59	25	13	3	2	23	5	29	39	.239	.340	.319
C Mert Hackett	62	230	50	18	8	3	3	25	1	4	59	.217	.317	.231
C Fatty Briody	56	215	51	14	10	3	0	29	0	3	35	.237	.312	.248
P Pete Conway (1)	51	194	47	22	8	2	1	18	3	5	34	.242	.320	.261
P Stump Wiedman	51	179	30	13	2	0	0	7	3	5	46	.168	.179	.190
Sub Frank Ringo (2)	16	56	13	6	7	0	0	7	0	5	10	.232	.357	.295
Sub Ed Dugdale	12	40	7	4	0	0	0	2	1	2	13	.175	.175	.214
P Silver King	7	22	1	0	0	0	0	1	0	2	12	.045	.045	.125
P Larry McKeon (2)	3	9	0	0	0	0	0	0	0	0	2	.000	.000	.000
Sub George Baker	1	4	1	1	0	0	0	0	0	0	1	.250	.250	.250
	126	4236	967	494	177	48	19	370	96	269	608	.228	.306	.274

1B—McQuery 122, Briody 1

2B—Myers 118, Rowe 4, Radford 1

SS—Bassett 82, Radford 30, Rowe 11

3B—Donnelly 113, Bassett 8, Whitney 1, Ringo 1

OF—Lillie 114, Radford 92, Rowe 90, Conway 31, Whitney 22, Hackett 13, Dugdale 6, Wiedman 3, Ringo 2, King 2, Briody 2

C—Briody 54, Hackett 52, Ringo 13, Dugdale 7, Baker 1

P—Wiedman 51, Whitney 46, Conway 23, King 5, McKeon 3, Lillie 1

	Pos	G	TC	PO	A	DP	E	PB	FA
McQuery	1B	122	1388	1295	50	61	43	—	.969
Myers	2B	118	747	298	384	50	65	—	.913
Lillie	LF	114	259	199	30	3	30	—	.884
Donnelly	3B	113	471	153	245	13	73	—	.845
Radford	RF	92	173	125	29	5	19	—	.890
"	SS	30	185	52	107	8	26	—	.859
Rowe	CF	90	194	154	11	2	29	—	.851
"	SS	11	64	20	34	5	10	—	.844
Bassett	SS	82	448	120	277	25	51	—	.886

	Pos	G	TC	PO	A	DP	E	PB	FA
Briody	C	54	384	95	258	4	31	29	.919
Hackett	C	52	340	252	63	6	25	66	.926
"	RF@	13	13	10	0	0	3		.769
Wiedman	P	51	140	25	106	5	9	—	.936
Whitney	P	46	137	20	107	5	10	—	.927
"	RF@	22	32	18	9	1	5		.844
Conway	LF@	31	70	52	8	2	10	—	.857
"	P	23	43	4	31	1	8		.814
Ringo	C	13	73	50	16	2	7	19	.904
		126	5341	3183	1676	79	482	135	.910

	G	IP	H	GS	CG	W	L	SO	BB	Sh	Sv	ERA	WP	HR
Stump Wiedman	51	427.2	549	51	48	12	36	168	112	1	0	4.50	35	11
Jim Whitney	46	393	465	44	42	12	32	167	55	3	0	4.49	29	9
Pete Conway (1)	23	180	236	20	19	5	15	81	61	0	0	5.75	21	6
Silver King	5	39	43	5	5	1	3	23	9	0	0	4.85	8	1
Larry McKeon (2)	3	21	43	3	3	0	2	3	8	0	0	10.71	2	0
Jim Lillie	1	6	8	0	0	0	0	0	1	0	0	4.50	0	0
—3 forfeit Ls vs Washington on October 7, October 8 and October 9 for refusing to play a makeup game as part of a doubleheader on each date—														
	1066.2	1345	123	117	30	88	442	246	4	0	0	4.85	95	27

WASHINGTON**Mike Scanlon (13-67) John Gaffney (15-25)**

Swampoodle Grounds (also known as Capitol Park)

	G	AB	H	R	2B	3B	HR	RBI	SB	BB	SO	BA	SA	OBP
CF Paul Hines	121	487	152	80	30	8	9	56	21	35	21	.312	.462	.358
2B/3B Jimmy Knowles	115	443	94	43	16	11	3	35	20	15	73	.212	.318	.238
LF Cliff Carroll	111	433	99	73	11	6	2	22	31	44	26	.229	.296	.300
1B Phil Baker	81	325	72	37	6	5	1	34	16	20	32	.222	.280	.267
RF Cannonball Crane	80	292	50	20	11	3	0	20	8	13	54	.171	.229	.207
C Barney Gilligan	81	273	52	23	9	2	0	17	6	39	35	.190	.238	.292
SS Davy Force	68	242	44	26	5	1	0	16	9	17	26	.182	.211	.236
SS Sadie Houck (2)	52	195	42	14	3	0	0	14	4	2	28	.215	.231	.223
2B Jack Farrell (2)	47	171	41	24	11	4	2	18	12	15	12	.240	.386	.301
3B Buck Gladman	44	152	21	17	5	3	1	15	5	12	30	.138	.230	.201
P Dupee Shaw	45	148	13	13	2	0	0	6	0	14	44	.088	.101	.167
1B Joe Start	31	122	27	10	4	1	0	17	4	5	13	.221	.270	.252
Sub Bill Krieg	27	98	25	11	6	3	1	15	2	3	12	.255	.408	.277
Sub George Shoch	26	95	28	11	2	1	1	18	2	2	13	.295	.368	.309
Sub Jackie Hayes	26	89	17	8	3	0	3	9	0	4	23	.191	.326	.226
Sub Larry Corcoran (2)	21	81	15	9	2	1	0	3	3	7	14	.185	.235	.250
P Bob Barr	23	79	13	6	2	0	0	2	0	4	23	.165	.190	.205
Sub Dave Oldfield (2)	21	71	10	2	2	0	0	2	0	5	15	.141	.169	.197
P Tony Madigan	14	48	4	2	1	0	0	2	0	1	20	.083	.104	.102
Sub Connie Mack	10	36	13	4	2	1	0	5	0	0	2	.361	.472	.361
P Frank Gilmore	9	29	0	2	0	0	0	0	0	2	12	.000	.000	.129
Sub Harry Decker (2)	5	23	5	0	1	1	0	1	0	1	5	.217	.348	.250
Sub Ed Whiting	6	21	0	0	0	0	0	0	0	1	12	.000	.000	.045
P Hank O'Day	6	19	1	0	0	0	0	0	0	0	9	.053	.053	.053
Sub Walt Goldsby	6	18	4	0	1	0	0	1	0	2	3	.222	.278	.300
P Hugh Daily	6	16	2	2	0	0	0	1	0	2	5	.125	.125	.222
Sub John McGlone	4	15	1	2	0	0	0	1	0	0	3	.067	.067	.067

THE ANNUAL RECORD

	G	AB	H	R	2B	3B	HR	RBI	SB	BB	SO	BA	SA	OBP
P John Henry	4	14	5	3	0	0	0	0	0	0	3	.357	.357	.357
P George Keefe	4	14	0	1	0	0	0	0	0	0	5	.000	.000	.000
Sub Tom Kinslow	3	8	2	1	0	0	0	1	0	0	1	.250	.250	.250
P Ed Fuller	2	7	1	0	0	0	0	0	0	0	3	.143	.143	.143
Sub Jim Gallagher	1	5	1	1	0	0	0	0	0	0	2	.200	.200	.200
P George Winkelman	1	5	1	0	0	0	0	0	0	0	1	.200	.200	.200
P John Fox	1	3	1	0	0	0	0	0	0	0	0	.333	.333	.333
P Bill Wise	1	3	0	0	0	0	0	0	0	0	1	.000	.000	.000
P Joe Yingling	1	2	0	0	0	0	0	0	0	0	1	.000	.000	.000
Sub George Joyce	1	0	0	0	0	0	0	0	0	0	0	—	—	—
	125	4082	856	445	135	51	23	332	143	265	582	.210	.285	.258

1B—Baker 56, Start 31, Krieg 27, Hines 10
 2B—Knowles 62, Farrell 47, Force 8, Hines 3, Houck 1, Hayes 1
 SS—Force 56, Houck 51, Corcoran 9, Hines 5, Gilligan 1, Shoch 1, Decker 1, Gallagher 1
 3B—Knowles 53, Gladman 44, Hines 15, McGlone 4, Force 4, Decker 2, Gilligan 1
 OF—Carroll 111, Hines 92, Crane 68, Shoch 25, Baker 21, Gilligan 14, Hayes 12, Corcoran 11, Oldfield 9, Goldsby 6,
 Shaw 1, Madigan 1, Winkelman 1, Fuller 1, Joyce 1
 C—Gilligan 71, Baker 16, Hayes 14, Oldfield 12, Mack 10, Whiting 6, Decker 4, Crane 4, Kinslow 3
 P—Shaw 45, Barr 23, Madigan 14, Crane 10, Gilmore 9, O'Day 6, Daily 6, Keefe 4, Henry 4, Fuller 2, Corcoran 2, Wise 1,
 Winkelman 1, Yingling 1, Fox 1

	Pos	G	TC	PO	A	DP	E	PB	FA
Carroll	LF	111	203	153	22	4	28	—	.862
Hines	CF	92	207	167	19	1	21	—	.899
"	3B	15	80	33	33	1	14		.825
"	1B	10	100	95	1	3	4		.960
Gilligan	C	71	496	358	101	7	37	48	.925
"	OF@	14	31	20	5	2	6		.806
Crane	RF	68	142	107	16	4	19	3	.866
"	P	10	18	4	14	0	0		1.000
Knowles	2B	62	467	196	224	32	47	—	.899
"	3B	53	224	68	122	9	34		.848
Baker	1B	56	600	567	13	29	20		.967
"	OF@	21	31	31	0	0	0		1.000
"	C	16	15	7	1	1	2	0	.857
Force	SS	56	296	58	211	21	27	—	.909
Houck	SS	51	253	58	159	9	36	—	.858
Farrell	2B	47	252	99	131	12	22	—	.913
Shaw	P	45	86	13	70	1	3	—	.965
Gladman	3B	44	153	53	74	8	26	—	.830
Start	1B	31	365	348	7	16	10	—	.973
Krieg	1B	27	238	227	5	7	6	—	.975
Shoch	RF@	25	34	28	2	0	4	—	.882
Barr	P	22	51	6	36	1	9	—	.824
Hayes	C	14	94	65	22	1	7	14	.926
"	OF@	12	19	19	0	0	0		1.000
Madigan	P	14	34	3	28	1	3	—	.912
Oldfield	C	12	79	54	17	0	8	7	.899
Corcoran	OF@	11	21	9	4	1	8	—	.619
Mack	C	10	115	88	22	2	5	10	.957
		125	5082	3096	1532	69	458	109	.910

	G	IP	H	GS	CG	W	L	SO	BB	Sh	Sv	ERA	WP	HR
Dupee Shaw	45	385.2	384	44	43	13	31	177	91	1	0	3.34	18	12
Bob Barr	23	191.2	216	23	21	3	18	80	54	1	0	4.41	22	7
Tony Madigan	14	114.2	159	13	13	1	13	29	44	0	0	4.87	9	3
Frank Gilmore	9	75	57	9	9	4	4	75	12	1	0	2.52	4	3
Cannonball Crane	10	70	91	8	7	1	7	39	53	1	0	7.20	22	5
Hugh Daily	6	49	69	6	6	0	6	15	40	0	0	7.35	7	2
Hank O'Day	6	49	41	6	6	2	2	47	17	0	0	1.65	3	1
George Keefe	4	31.1	28	4	4	0	3	5	15	0	0	5.17	5	0
John Henry	4	27.2	35	4	4	1	3	19	15	0	0	4.23	3	1
Larry Corcoran (2)	2	14	16	1	1	0	1	3	4	0	0	5.79	0	0
Ed Fuller	2	13	15	1	1	0	1	3	5	0	0	6.92	1	0
John Fox	1	8	11	1	1	0	1	3	11	0	0	9.00	3	0
George Winkelman	1	6	12	1	0	0	1	4	5	0	0	10.50	5	0
Bill Wise	1	3	6	1	0	0	1	0	2	0	0	9.00	0	0
Joe Yingling	1	3	7	0	0	0	0	1	1	0	0	12.00	0	0
—3 forfeit Ws vs Kansas City on October 7, October 8 and October 9—														
	1041	1147	122	116	25	92	500	379	4	0	4.30	102	34	

WORLD'S SERIES

St. Louis (AA) defeated Chicago (NL) 4 games to 2

Game 1 at West Side Park (Chi), Oct. 18: Chi (Clarkson) 6, StL (Foutz) 0

Game 2 at West Side Park (Chi), Oct.19: StL (Caruthers) 12, Chi (McCormick) 0

Game 3 at West Side Park (Chi), Oct. 20: Chi (Clarkson) 11, StL (Caruthers) 4

Game 4 at Sportsman's Park (StL), Oct. 21: StL (Foutz) 8, Chi (Clarkson) 5

Game 5 at Sportsman's Park (StL), Oct.22: StL (Hudson) 10, Chi (Williamson) 3

Game 6 at Sportsman's Park (StL), Oct.23: StL (Caruthers) 4, Chi (Clarkson) 3 (10 inn.)

ST. LOUIS

	G	AB	H	R	2B	3B	HR	RBI	SB	BB	SO	BA	SA
1B Charlie Comiskey	6	24	7	2	1	0	0	2	0	0	4	.292	.333
P/RF Bob Caruthers	6	24	6	6	1	2	0	5	1	1	4	.250	.458
SS Bill Gleason	6	24	5	3	0	0	0	5	0	1	3	.250	.250
3B/C Arlie Latham	6	23	4	4	0	1	0	3	2	3	4	.174	.261
LF Tip O'Neill	6	20	8	4	0	2	2	2	2	4	5	.400	.900
CF Curt Welch	6	20	7	7	2	0	0	1	2	3	4	.350	.450
2B Yank Robinson	6	19	6	5	1	1	0	3	2	2	3	.316	.474
C Doc Bushong	6	16	3	4	1	0	0	2	0	4	5	.188	.250
P/RF Dave Foutz	4	15	3	2	1	1	0	3	0	0	3	.200	.400
P/RF Nat Hudson	2	6	1	1	0	1	0	0	0	1	3	.167	.500
	6	191	50	38	7	8	2	19	9	19	38	.262	.414
	G	IP	H	GS	CG	W	L	SO	BB	Sh	Sv	ERA	
Bob Caruthers	3	26	18	3	3	2	1	12	6	1	0	2.42	
Dave Foutz	2	15	16	2	2	1	1	7	6	0	0	3.60	
Nat Hudson	1	7	3	1	1	1	0	3	3	0	0	2.57	
	48	37	6	6	4	2	22	15	1	0	2.81		

THE ANNUAL RECORD

CHICAGO

	G	AB	H	R	2B	3B	HR	RBI	SB	BB	SO	BA	SA
C/UT Mike Kelly	6	24	5	4	0	0	1	1	1	2	2	.208	.333
CF George Gore	6	23	4	4	0	0	1	2	0	3	3	.174	.304
2B Fred Pfeffer	6	21	6	7	0	0	1	4	2	2	1	.286	.429
3B/RF Tom Burns	6	21	6	2	2	1	0	1	0	0	2	.286	.476
1B/C Cap Anson	6	21	5	3	1	0	0	1	1	4	0	.238	.286
LF Abner Dalrymple	6	21	4	2	1	1	0	2	1	0	5	.190	.333
RF/UT Jimmy Ryan	6	20	5	4	1	0	0	2	1	0	1	.250	.300
SS/UT Ned Williamson	6	18	1	2	0	1	0	3	1	4	5	.056	.167
P/RF John Clarkson	4	15	1	0	0	0	0	1	1	0	2	.067	.067
C Silver Flint	1	3	0	0	0	0	0	1	0	0	1	.000	.000
P Jim McCormick	1	3	0	0	0	0	0	0	0	0	0	.000	.000
	6	190	37	28	5	3	3	18	8	15	22	.195	.257

	G	IP	H	GS	CG	W	L	SO	BB	Sh	Sv	ERA
John Clarkson	4	31.1	25	4	3	2	2	28	12	1	0	2.01
Jim McCormick	1	8	13	1	1	0	1	4	2	0	0	6.75
Jimmy Ryan	1	5	8	0	0	0	0	4	4	0	0	9.00
Ned Williamson	2	2	4	1	0	0	1	2	1	0	0	4.50
		46.1	50	6	4	2	4	38	19	1	0	3.69

AMERICAN ASSOCIATION

	G	W	L	Pct	H	R	GB	Attendance
1. St. Louis Browns	139	93	46	.669	52-18	41-28	—	205,000
2. Pittsburgh Alleghenys	140	80	57	.584	46-29	34-28	12	195,000
3. Brooklyn Grays	141	76	61	.555	43-25	33-36	16	185,000
4. Louisville Colonels	138	66	70	.485	37-30	29-40	25.5	123,000
5. Cincinnati Reds	141	65	73	.471	40-31	25-42	27.5	138,563
6. Philadelphia Athletics	139	63	72	.467	37-32	26-40	28	179,000
7. New York Metropolitans	137	53	82	.393	30-33	23-49	38	67,000
8. Baltimore Orioles	139	48	83	.366	30-31	18-52	41	70,000

	StL	Pit	Bro	Lou	Cin	Phi	NY	Bal	Tot
St. Louis	—	12	13	9	15	15	16	13	93
Pittsburgh	8	—	12	12	13	11	12	12	80
Brooklyn	7	8	—	13	13	11	10	14	76
Louisville	10	7	7	—	10	9	11	12	66
Cincinnati	5	7	7	10	—	10	13	13	65
Philadelphia	5	8	7	11	10	—	12	10	63
New York	4	8	9	8	7	8	—	9	53
Baltimore	7	7	6	7	5	8	8	—	48
	46	57	61	70	73	73	82	83	544

SEASON LEADERS

Batting Average (300 ABs)

1. Hecker, Louisville	.341
2. Browning, Louisville	.340
3. Orr, New York	.338
4. Caruthers, St. Louis	.334
5. O'Neill, St. Louis	.328

Total Bases

1. Orr, New York	301
2. O'Neill, St. Louis	255
3. Larkin, Philadelphia	254
4. Welch, St. Louis	221
McPhee, Cincinnati	221

Hits

1. Orr, New York	193
2. O'Neill, St. Louis	190
3. Larkin, Philadelphia	180
4. Latham, St. Louis	174
5. Phillips, Brooklyn	160

Stolen Bases

1. Stovey, Philadelphia	68
2. Latham, St. Louis	60
3. Welch, St. Louis	59
4. Y. Robinson, St. Louis	51
5. McClellan, Brooklyn	43

PITCHING

Wins

1. Morris, Pittsburgh	41
Foutz, St. Louis	41
3. Ramsey, Louisville	38
4. Mullane, Cincinnati	33
5. Caruthers, St. Louis	30

Complete Games

1. Ramsey, Louisville	66
Kilroy, Baltimore	66
3. Morris, Pittsburgh	63
4. Mullane, Cincinnati	55
Foutz, St. Louis	55

ERA (140 Innings)

1. Foutz, St. Louis	2.11
2. Caruthers, St. Louis	2.32
3. Ramsey, Louisville	2.45
Morris, Pittsburgh	2.45
5. Galvin, Pittsburgh	2.67

Slugging Average

1. Orr, New York	.5271
2. Caruthers, St. Louis	.5268
3. Larkin, Philadelphia	.450
4. Hecker, Louisville	.446
5. Browning, Louisville	.441

Home Runs

1. McPhee, Cincinnati	8
2. Stovey, Philadelphia	7
Orr, New York	7
4. Fennelly, Cincinnati	6
Reilly, Cincinnati	6
C. Jones, Cincinnati	6

Runs

1. Latham, St. Louis	152
2. McPhee, Cincinnati	139
3. Larkin, Philadelphia	133
4. McClellan, Brooklyn	131
5. Pinkney, Brooklyn	119

Hit By Pitches

1. Fennelly, Cincinnati	18
2. Y. Robinson, St. Louis	15
3. Welch, St. Louis	14
4. Mann, Pittsburgh	11
J. Gleason, Philadelphia	11

Losses

1. Kilroy, Baltimore	34
2. Lynch, New York	30
3. Mays, New York	27
Mullane, Cincinnati	27
Ramsey, Louisville	27

Strikeouts

1. Kilroy, Baltimore	513
2. Ramsey, Louisville	499
3. Morris, Pittsburgh	326
4. Foutz, St. Louis	283
5. Mullane, Cincinnati	250

Lowest OOBP

1. Morris, Pittsburgh	.258
2. Caruthers, St. Louis	.263
3. Ramsey, Louisville	.269
4. Foutz, St. Louis	.274
Kilroy, Baltimore	.274

On-Base Percentage

1. Caruthers, St. Louis	.448
2. Hecker, Louisville	.402
3. Larkin, Philadelphia	.390
4. Browning, Louisville	.389
5. O'Neill, St. Louis	.385

RBI

1. O'Neill, St. Louis	107
2. Corkhill, Cincinnati	97
3. Welch, St. Louis	95
4. Orr, New York	91
5. Reilly, Cincinnati	79

Bases on Balls

1. Swartwood, Brooklyn	70
Pinkney, Brooklyn	70
3. R. Mack, Louisville	68
4. Kerins, Louisville	66
5. Four with	64

OPS

1. Caruthers, St. Louis	.974
2. Orr, New York	.890
3. Hecker, Louisville	.848
4. Larkin, Philadelphia	.839
5. Browning, Louisville	.830

Innings

1. Ramsey, Louisville	588.2
2. Kilroy, Baltimore	583
3. Morris, Pittsburgh	555.1
4. Mullane, Cincinnati	529.2
5. Foutz, St. Louis	504

Winning Percentage (25 decisions)

1. Foutz, St. Louis	.719
2. Caruthers, St. Louis	.682
3. Morris, Pittsburgh	.672
4. Hudson, St. Louis	.615
5. Atkinson, Philadelphia	.595

Lowest OBA

1. Ramsey, Louisville	.198
2. Kilroy, Baltimore	.210
3. Morris, Pittsburgh	.214
4. Foutz, St. Louis	.216
5. Caruthers, St. Louis	.217

FIELDING

Putouts		Assists		Fielding Average	
1B					
Orr, New York	1445	Scott, Baltimore	59	Orr, New York	.981
Phillips, Brooklyn	1395	Comiskey, St. Louis	49	Phillips, Brooklyn	.978
Scott, Baltimore	1347	Reilly, Cincinnati	37	Comiskey, St. Louis	.975
2B					
McPhee, Cincinnati	529	McPhee, Cincinnati	464	McPhee, Cincinnati	.939
McClellan, Brooklyn	423	Mack, Louisville	446	Barkley, St. Louis	.936
Bierbauer, Philadelphia	380	McClellan, Brooklyn	435	Bierbauer, Philadelphia	.910
3B					
Pinkney, Brooklyn	184	Hankinson, New York	316	A. Whitney, Pittsburgh	.906
Hankinson, New York	181	Latham, St. Louis	284	Hankinson, New York	.873
Werrick, Louisville	162	Werrick, Louisville	257	Pinkney, Brooklyn	.858
SS					
B. White, Louisville	212	Fennelly, Cincinnati	485	P. Smith, Pittsburgh	.895
Fennelly, Cincinnati	169	B. White, Louisville	430	B. White, Louisville	.871
G. Smith, Brooklyn	142	G. Smith, Brooklyn	381	G. Smith, Brooklyn	.860
RF					
Wolf, Louisville	197	Swartwood, Brooklyn	32	Wolf, Louisville	.934
Swartwood, Brooklyn	189	T. Brown, Pittsburgh	30	Corkhill, Cincinnati	.919
T. Brown, Pittsburgh	185	Wolf, Louisville	28	Swartwood, Brooklyn	.884
CF					
Welch, St. Louis	297	McTamany, Brooklyn	27	Welch, St. Louis	.952
McTamany, Brooklyn	215	Welch, St. Louis	19	McTamany, Brooklyn	.893
Mann, Pittsburgh	203	Browning, Louisville	14	Mann, Pittsburgh	.878
LF					
O'Neill, St. Louis	279	C. Jones, Cincinnati	23	O'Neill, St. Louis	.927
Larkin, Philadelphia	264	Larkin, Philadelphia	21	Sommer, Baltimore	.900
C. Jones, Cincinnati	217	Strauss, Louisville	19	Roseman, New York	.891
C					
Bushong, St. Louis	647	Kerins, Louisville	157	Fulmer, Baltimore	.949
Kerins, Louisville	487	Peoples, Brooklyn	145	Bushong, St. Louis	.942
Fulmer, Baltimore	465	Bushong, St. Louis	134	Kerins, Louisville	.933
P					
Foutz, St. Louis	57	Kilroy, Baltimore	116	Foutz, St. Louis	.949
Mullane, Cincinnati	40	Galvin, Pittsburgh	101	Henderson, Balt-Brooklyn	.9390
Kilroy, Baltimore	32	Mullane, Cincinnati	93	Galvin, Pittsburgh	.9389
Hecker, Louisville	32				
Double Plays		Errors		TC/Game	
1B					
Reilly, Cincinnati	80	Reilly, Cincinnati	40	Orr, New York	11.1
Comiskey, St. Louis	67	Scott, Baltimore	38	Reilly, Cincinnati	10.9
Phillips, Brooklyn	65	Stovey, Philadelphia	33	Scott, Baltimore	10.5
2B					
McPhee, Cincinnati	90	Robinson, St. Louis	95	McPhee, Cincinnati	7.6
Y. Robinson, St. Louis	66	Mack, Louisville	88	Robinson, St. Louis	6.8
McClellan, Brooklyn	64	McClellan, Brooklyn	88	McClellan, Brooklyn	6.71
3B					
Hankinson, New York	26	Latham, St. Louis	88	Hankinson, New York	4.2
Carpenter, Cincinnati	23	Werrick, Louisville	72	Latham, St. Louis	3.8
Latham, St. Louis	22	Hankinson, New York	72	Carpenter, Cincinnati	3.7

Double Plays		Errors		TC/Game	
SS					
Fennelly, Cincinnati	54	Fennelly, Cincinnati	117	Fennelly, Cincinnati	5.84
B. White, Louisville	48	B. White, Louisville	95	G. Smith, Brooklyn	5.79
B. Gleason, St. Louis	37	G. Smith, Brooklyn	85	P. Smith, Pittsburgh	5.6
RF					
T. Brown, Pittsburgh	12	T. Brown, Pittsburgh	42	T. Brown, Pittsburgh	2.2
Corkhill, Cincinnati	6	Brady, New York	38	Coleman, Philadelphia	2.1
Coleman, Pittsburgh	6	Coleman, Philadelphia	33	Swartwood, Brooklyn	2.049
CF					
McTamany, Brooklyn	5	Browning, Louisville	44	McTamany, Brooklyn	2.44
Welch, St. Louis	4	Mann, Pittsburgh	30	Welch, St. Louis	2.41
Greer, Philadelphia	3	McTamany, Brooklyn	29	Mann, Pittsburgh	2.1
LF					
Roseman, New York	6	Larkin, Philadelphia	44	Larkin, Philadelphia	2.4
Sommer, Baltimore	4	C. Jones, Cincinnati	33	Sommer, Baltimore	2.32
O'Neill, St. Louis	4	Roseman, New York	27	O'Neill, St. Louis	2.29
C					
Bushong, St. Louis	14	Peoples, Brooklyn	73	F. Carroll, Pittsburgh	8.1
K. Baldwin, Cincinnati	13	K. Baldwin, Cincinnati	56	Peoples, Brooklyn	7.9
Kerins, Louisville	12	Reipschlager, New York	49	Bushong, St. Louis	7.8
W. Robinson, Philadelphia	12				

Leaders in Passed Balls: Fulmer, Baltimore (113); F. Carroll, Pittsburgh (95); W. Robinson, Philadelphia (87)

P					
Mullane, Cincinnati	7	Kilroy, Baltimore	28	Terry, Brooklyn	2.8
Hecker, Louisville	5	Ramsey, Louisville	23	Harkins, Brooklyn	2.7
Three with	3	Porter, Brooklyn	15	Galvin, Pittsburgh	2.62
		Hecker, Louisville	15		

ST. LOUIS
Charlie Comiskey
 Sportsman's Park I

	G	AB	H	R	2B	3B	HR	RBI	BB	SB	HBP	BA	SA	OBP
LF Tip O'Neill	138	579	190	106	28	14	3	107	47	9	7	.328	.440	.385
3B Arlie Latham	134	578	174	152	23	8	1	47	55	60	6	.301	.374	.368
1B Charlie Comiskey	131	578	147	95	15	9	3	76	10	41	0	.254	.327	.267
CF Curt Welch	136	563	158	114	31	13	2	95	29	59	14	.281	.393	.332
SS Bill Gleason	125	524	141	97	18	5	0	61	43	19	7	.269	.323	.333
2B Yank Robinson	133	481	132	89	26	9	3	71	64	51	15	.274	.385	.377
P Dave Foutz	102	414	116	66	18	9	3	59	9	17	1	.280	.389	.297
C Doc Bushong	107	386	86	56	8	0	1	31	31	12	0	.223	.251	.281
P Bob Caruthers	87	317	106	91	21	14	4	61	64	26	1	.334	.527	.448
RF Hugh Nicol	67	253	52	44	6	3	0	19	26	38	0	.206	.253	.280
P Nate Hudson	43	150	35	16	4	1	0	17	11	2	0	.233	.273	.286
Sub Rudy Kemmler	35	123	17	13	2	0	0	6	8	0	1	.138	.154	.197
P Jumbo McGinnis (1)	10	37	7	4	2	0	0	4	3	1	0	.189	.243	.250
Sub Trick McSorley	5	20	3	1	3	0	0	0	0	0	0	.150	.150	.150
Sub Ed Harding	1	3	1	0	1	0	0	1	0	0	0	.333	.667	.333
P Joe Murphy (3)	1	3	0	0	0	0	0	0	0	1	0	.000	.000	.000
	139	5009	1365	944	206	85	20	655	400	336	52	.273	.360	.333

THE ANNUAL RECORD

1B—Comiskey 122, Foutz 11, Kemmler 3, Hudson 3, Bushong 1
 2B—Robinson 125, Comiskey 9, Nicol 4, Welch 2, Caruthers 2, Latham 1
 SS—Gleason 125, Nicol 8, McSorley 5, Robinson 1
 3B—Latham 133, Robinson 6
 OF—Welch 138, O'Neill 138, Nicol 57, Caruthers 43, Foutz 34, Hudson 12, Comiskey 2, Robinson 1
 C—Bushong 106, Kemmler 32, Harding 1
 P—Foutz 59, Caruthers 44, Hudson 29, McGinnis 10, Murphy 1, Robinson 1

	Pos	G	TC	PO	A	DP	E	PB	FA
Welch	CF	138	332	297	19	4	16	—	.952
O'Neill	LF	138	316	279	14	4	23	—	.927
Latham	3B	133	510	138	284	22	88	—	.827
Gleason	SS	125	563	128	352	37	83	—	.853
Robinson	2B	125	852	351	406	66	95	—	.888
Comiskey	1B	122	1236	1156	49	67	31	—	.975
Bushong	C	106	829	647	134	14	48	70	.942
Foutz	P	59	138	57	74	2	7	—	.949
"	RF@	34	71	57	7	0	7	—	.901
"	1B	11	107	97	5	5	5	—	.953
Nicol	RF	57	103	86	11	0	6	—	.942
Caruthers	P	44	99	25	65	2	9	—	.909
"	RF@	43	61	42	10	3	9	—	.852
Kemmler	C	32	243	159	63	3	21	35	.914
Hudson	P	29	55	18	33	0	4	—	.927
"	RF@	12	18	13	3	1	2	—	.889
McGinnis	P	10	26	6	16	0	4	—	.846
		138	5809	3682	1633	96	494	108	.915

	G	IP	H	GS	CG	W	L	SO	BB	Sh	Sv	ERA	HB	WP	HR
Dave Foutz	59	504	418	57	55	41	16	283	144	11	1	2.11	10	23	5
Bob Caruthers	44	387.1	323	43	42	30	14	166	86	2	0	2.32	7	15	3
Nat Hudson	29	234.1	224	27	25	16	10	100	62	0	1	3.03	2	6	3
Jumbo McGinnis (1)	10	87.2	107	10	10	5	5	30	27	1	0	3.80	7	7	2
Yank Robinson	1	9	10	1	1	0	1	1	7	0	0	3.00	0	3	0
Joe Murphy (3)	1	7	5	1	1	1	0	3	3	0	0	3.86	0	1	0
	1229.1	1087	139	134	93	46	583	329	14	2	2.49	26	55	13	

PITTSBURGH

Horace Phillips

Recreation Park

	G	AB	H	R	2B	3B	HR	RBI	BB	SB	HBP	BA	SA	OBP
3B Art Whitney	136	511	122	70	13	4	0	55	51	15	6	.239	.280	.315
C Fred Carroll	122	486	140	92	28	11	5	64	52	20	4	.288	.422	.362
SS Pop Smith	126	483	105	75	20	9	2	57	42	38	6	.217	.308	.288
UT Willie Kuehne	117	481	98	73	16	17	1	49	19	26	2	.204	.314	.237
2B Sam Barkley	122	478	127	77	31	8	1	69	58	22	0	.266	.370	.345
RF Tom Brown	115	460	131	106	11	11	1	51	56	30	2	.285	.363	.365
CF Fred Mann	116	440	110	85	16	14	2	60	45	26	11	.250	.364	.335
C Doggie Miller	83	317	80	70	15	1	2	36	43	35	1	.252	.325	.343
LF Ed Glenn	71	277	53	32	6	5	0	26	17	19	1	.191	.249	.241
1B Otto Schomberg	72	246	67	53	6	6	1	29	57	7	4	.272	.358	.417
P Ed Morris	64	227	38	26	8	3	1	24	10	6	0	.167	.242	.203
P Jim Galvin	50	194	49	24	7	2	0	21	3	8	0	.253	.309	.264
Sub Frank Ringo (1)	15	56	12	3	2	2	0	5	1	0	0	.214	.321	.228

	G	AB	H	R	2B	3B	HR	RBI	BB	SB	HBP	BA	SA	OBP
P Frank Mountain	18	55	8	6	1	1	0	2	13	3	1	.145	.200	.319
P Nick Handiboe	14	44	5	10	1	0	0	2	6	1	0	.114	.136	.220
Sub John Coleman (2)	11	43	15	3	2	1	0	9	2	1	0	.349	.442	.378
P John Hofford	9	34	10	4	3	1	0	5	3	2	0	.294	.441	.351
Sub Tom Quinn	3	11	0	1	0	0	0	0	0	0	0	.000	.000	.000
P Bill Bishop	2	7	1	0	0	0	0	0	0	0	0	.143	.143	.143
Sub Dan Sullivan	1	4	0	0	0	0	0	0	0	0	0	.000	.000	.000
	140	4854	1171	810	186	96	16	564	478	260	38	.241	.329	.314

1B—Schomberg 72, Carroll 25, Kuehne 18, Mountain 16, Ringo 9, Barkley 2

2B—Barkley 112, Smith 28, Miller 1

SS—Smith 98, Whitney 42, Carroll 1

3B—Whitney 95, Kuehne 47

OF—Mann 116, Brown 115, Glenn 71, Kuehne 54, Carroll 27, Miller 23, Coleman 11, Barkley 8, Handiboe 2

C—Carroll 70, Miller 61, Ringo 6, Quinn 3, Smith 1, Sullivan 1

P—Morris 64, Galvin 50, Handiboe 14, Hofford 9, Mountain 2, Bishop 2, Whitney 1, Brown 1

	Pos	G	TC	PO	A	DP	E	PB	FA
Mann	CF	116	246	203	13	2	30	—	.878
Brown	RF	115	257	185	30	12	42	—	.837
Barkley	2B	112	737	362	328	52	47	—	.936
Smith	SS	98	545	132	356	28	57	—	.895
"	2B	28	204	88	98	8	18	—	.912
Whitney	3B	95	363	120	209	17	34	—	.906
"	SS	42	211	48	136	13	27	—	.872
Schomberg	1B	72	733	702	6	34	25	—	.966
Glenn	LF	71	155	124	10	2	21	—	.865
Carroll	C	70	567	435	87	8	45	95	.921
"	RF@	27	68	52	5	1	11	—	.838
"	1B	25	282	259	12	16	11	—	.961
Morris	P	64	121	21	90	2	10	—	.917
Miller	C	61	330	247	56	0	27	48	.918
"	LF@	23	45	37	3	0	5	—	.889
Kuehne	LF@	54	112	87	14	0	11	—	.902
"	3B	47	145	44	85	4	16	—	.890
"	1B	18	174	172	0	7	2	—	.989
Galvin	P	50	131	22	101	3	8	—	.939
Mountain	1B	16	171	159	5	6	7	—	.959
Handiboe	P	14	28	5	17	0	6	—	.786
Coleman	RF@	11	14	10	1	0	3	—	.786
		140	5873	3668	1718	90	487	162	.917

	G	IP	H	GS	CG	W	L	SO	BB	Sh	Sv	ERA	HB	WP	HR
Ed Morris	64	555.1	455	63	63	41	20	326	118	12	1	2.45	7	22	5
Jim Galvin	50	434.2	457	50	49	29	21	72	75	2	0	2.67	7	12	3
Nick Handiboe	14	114	82	14	12	7	7	83	33	1	0	3.32	12	6	1
John Hofford	9	81	88	9	9	3	6	25	40	0	0	4.33	2	9	1
Bill Bishop	2	17	17	2	2	0	1	4	11	0	0	3.18	1	7	0
Frank Mountain	2	16	22	2	2	0	2	2	14	0	0	7.88	5	2	0
Art Whitney	1	6	7	0	0	0	0	2	3	0	0	3.00	0	0	0
Tom Brown	1	2	2	0	0	0	0	1	5	0	0	9.00	0	0	0
		1226	1130	140	137	80	57	515	299	15	1	2.83	34	59	10

BROOKLYN

Charlie Byrne

Washington Park I

	G	AB	H	R	2B	3B	HR	RBI	BB	SB	HBP	BA	SA	OBP
3B George Pinkney	141	597	156	119	22	7	0	37	70	32	0	.261	.322	.339
2B Bill McClellan	141	595	152	131	33	9	1	71	56	43	2	.255	.346	.322
1B Bill Phillips	141	585	160	68	26	15	0	72	33	13	1	.274	.369	.313
RF Ed Swartwood	122	471	132	95	13	10	3	58	70	37	3	.280	.369	.377
LF Ernie Burch	113	456	119	78	22	6	2	72	39	16	1	.261	.349	.321
SS Germany Smith	105	426	105	66	17	6	2	45	19	22	0	.246	.329	.279
CF Jim McTamany	111	418	106	86	23	10	2	56	54	18	0	.254	.371	.253
C Jimmy Peoples	93	340	74	43	7	3	3	38	20	20	0	.218	.282	.261
P Bill Terry	75	299	71	34	8	9	2	39	10	17	1	.237	.344	.265
C Bob Clark	71	269	58	37	8	2	0	26	17	14	0	.216	.260	.262
P Henry Porter	48	184	33	20	4	0	0	13	4	3	0	.179	.201	.197
P John Harkins	41	142	32	18	4	2	1	15	17	2	0	.225	.303	.308
P Steve Toole	14	57	20	7	4	0	0	9	1	3	0	.351	.421	.362
Sub Dave Oldfield (1)	14	55	13	7	1	0	0	5	2	1	0	.236	.255	.263
P Hardie Henderson (2)	14	50	9	9	2	0	0	6	5	0	0	.180	.220	.255
Sub Joe Strauss (2)	9	36	9	6	1	1	0	5	1	4	0	.250	.333	.270
Sub Jim McCauley	11	30	7	5	1	0	0	3	11	2	0	.233	.267	.439
Sub Ed Kennedy	6	22	4	1	0	0	0	2	2	1	0	.182	.182	.250
Sub Pop Schriver	8	21	1	2	0	0	0	0	2	0	0	.048	.048	.130
	141	5053	1261	832	196	80	16	572	433	248	18	.250	.330	.311

1B—Phillips 141

2B—McClellan 141

SS—Smith 105, Peoples 14, Terry 13, Clark 12, Oldfield 1

3B—Pinkney 141, Peoples 1

OF—Swartwood 122, Burch 113, McTamany 111, Terry 32, Clark 17, Peoples 8, Harkins 8, Strauss 7, Kennedy 6, Schriver 5, Toole 3, Oldfield 1, Smith 1

C—Peoples 76, Clark 44, Oldfield 13, McCauley 11, Schriver 3, Strauss 2, Swartwood 1, Smith 1

P—Porter 48, Harkins 34, Terry 34, Henderson 14, Toole 13, Pinkney 1

	Pos	G	TC	PO	A	DP	E	PB	FA
Phillips	1B	141	1460	1395	33	65	32	—	.978
McClellan	2B	141	946	423	435	64	88	—	.907
Pinkney	3B	141	487	184	234	17	69	—	.858
Swartwood	RF	122	250	189	32	4	29	0	.884
Burch	LF	113	172	142	10	3	20	—	.884
McTamany	CF	111	271	217	27	5	29	—	.893
Smith	SS	105	608	142	381	30	85	0	.860
Peoples	C	76	597	379	145	6	73	58	.878
"	SS	14	76	24	42	8	10	—	.868
Porter	P	48	102	17	70	0	15	—	.853
Clark	C	44	332	219	67	7	46	52	.861
"	RF@	17	26	20	1	1	5	—	.808
"	SS	12	58	7	38	3	13	—	.776
Terry	P	34	96	22	68	2	6	—	.938
"	CF@	32	75	60	6	0	9	—	.880
"	SS	13	80	17	23	1	20	—	.750
Harkins	P	34	93	24	61	2	8	—	.914
Henderson	P	14	33	11	19	0	3	—	.909
Oldfield	C	13	108	71	19	1	18	11	.833
Toole	P	13	37	8	24	1	5	—	.865
McCauley	C	11	91	61	16	2	14	22	.907
		141	6099	3701	1787	87	610	150	.900

	G	IP	H	GS	CG	W	L	SO	BB	Sh	Sv	ERA	HB	WP	HR
Henry Porter	48	424	439	48	48	27	19	163	120	1	0	3.42	5	17	8
John Harkins	34	292.1	286	33	33	15	16	118	114	0	0	3.60	5	20	6
Bill Terry #	34	288.1	264	34	32	18	16	162	115	5	0	3.09	16	20	1
Hardie Henderson (2)	14	124	112	14	14	10	4	49	51	0	0	2.90	0	14	2
Steve Toole	13	104	100	12	11	6	6	48	64	0	0	4.41	8	10	0
George Pinkney	1	2	2	0	0	0	0	0	0	0	0	4.50	0	1	0
	1234.2	1202	141	138	76	61	540	464	6	0	0	3.42	34	82	17

No-hit game 1-0 vs St. Louis, July 24

LOUISVILLE

Jim Hart

Eclipse Park I

	G	AB	H	R	2B	3B	HR	RBI	BB	SB	HBP	BA	SA	OBP
3B Joe Werrick	136	561	140	75	20	14	3	62	33	19	2	.250	.351	.294
SS Bill White	135	557	143	96	17	10	1	66	37	14	1	.257	.329	.304
RF Jimmy Wolf	130	545	148	93	17	12	3	61	27	23	3	.272	.363	.310
C/1B John Kerins	120	487	131	113	19	9	4	50	66	26	3	.269	.370	.360
2B Reddy Mack	137	483	118	82	23	11	1	56	68	13	4	.244	.344	.342
CF Pete Browning	112	467	159	86	29	6	2	68	30	26	7	.340	.441	.389
P Guy Hecker	84	343	117	76	14	5	4	48	32	25	3	.341	.446	.402
LF Joe Strauss (1)	74	297	64	36	5	6	1	31	8	25	1	.215	.283	.239
C Amos Cross	74	283	78	51	14	6	1	42	44	13	1	.276	.378	.375
1B Paul Cook	66	262	54	28	5	2	0	14	10	6	0	.206	.240	.350
P Toad Ramsey	67	241	58	29	8	1	0	28	6	1	0	.241	.282	.259
Sub Lou Sylvester (1)	45	154	35	41	5	3	0	17	29	3	0	.227	.299	.350
Sub Hub Collins	27	101	29	12	3	2	0	10	5	7	0	.287	.356	.321
Sub Bones Ely	10	32	5	5	0	0	0	6	2	1	0	.156	.156	.206
P Tom Sullivan	9	27	3	1	0	0	0	0	4	0	0	.111	.111	.226
Sub Leech Maskrey (1)	5	19	3	1	1	0	0	2	1	0	0	.158	.211	.200
P Icebox Chamberlain	6	19	3	2	0	0	0	1	4	0	0	.158	.158	.304
Sub Phil Reccius	5	13	4	4	1	1	0	2	3	0	1	.308	.538	.471
P Ted Kennedy (2)	4	13	1	1	1	0	0	0	1	0	0	.077	.154	.145
Sub Jack Heinzman	1	5	0	1	0	0	0	0	0	0	0	.000	.000	.000
P Joe Neale	2	5	0	0	0	0	0	0	0	0	0	.000	.000	.000
Sub Tom Terrell	1	4	1	0	0	0	0	0	0	0	0	.250	.250	.250
Sub Clarence Murphy	1	3	0	0	0	0	0	0	0	0	0	.000	.000	.000
	138	4921	1294	833	182	88	20	564	410	202	26	.263	.348	.323

1B—Kerins 47, Cook 43, Hecker 22, Cross 20, Wolf 8, Heinzman 1, Collins 1

2B—Mack 137, Wolf 1, Collins 1

SS—White 135, Kerins 1, Cross 2, Collins 1

3B—Werrick 136, Collins 2

OF—Wolf 122, Browning 112, Strauss 73, Sylvester 45, Collins 24, Hecker 17, Kerins 7, Maskrey 5, Reccius 5, Ely 5, Cook 2, Chamberlain 2, Neale 2, Cross 1, Sullivan 1, Murphy 1, Terrell 1

C—Kerins 65, Cross 51, Cook 21, Wolf 3, Strauss 1, Terrell 1

P—Ramsey 67, Hecker 52, Sullivan 9, Ely 6, Chamberlain 4, Kennedy 4, Strauss 2, Reccius 1, White 1, Wolf 1, Neale 1, Reccius 1

	Pos	G	TC	PO	A	DP	E	PB	FA
Mack	2B	137	884	350	446	60	88	—	.900
Werrick	3B	136	491	162	257	9	72	—	.853
White	SS	135	737	212	430	48	95	—	.871
Wolf	RF	122	241	197	28	5	16	13	.934

THE ANNUAL RECORD

Browning	CF	112	211	153	14	1	44	—	.791
Strauss	LF	73	133	95	19	0	19	7	.857
Ramsey	P	67	115	14	78	1	23	—	.800
Kerins	C	65	690	487	157	12	46	83	.933
"	1B	47	530	495	19	25	16		.970
Hecker	P	52	120	32	73	5	15	—	.875
"	1B	22	236	213	6	10	17		.928
"	RF@	17	20	15	2	1	3		.850
Cross	C	51	323	219	75	4	29	59	.910
"	1B	20	233	212	8	8	13		.944
Sylvester	LF@	45	69	54	9	3	6	—	.913
Cook	1B	43	458	420	13	21	25	35	.945
"	C	21	168	110	36	1	22		.869
Collins	LF@	24	52	44	2	0	6	—	.885

138 5865 3606 1677 89 593 203 .901

	G	IP	H	GS	CG	W	L	SO	BB	Sh	Sv	ERA	HB	WP	HR
Toad Ramsey	67	588.2	447	67	66	38	27	499	207	3	0	2.45	12	35	3
Guy Hecker	52	420.2	390	48	45	26	23	133	118	2	0	2.87	10	21	6
Tom Sullivan	9	75	94	9	8	2	7	27	33	0	0	3.96	2	9	6
Bones Ely	6	44	53	4	4	0	4	28	26	0	1	5.32	0	7	0
Ted Kennedy (2)	4	32	53	4	4	0	4	14	16	0	0	5.4	1	5	1
Icebox Chamberlain	4	31.1	39	4	4	0	3	18	17	0	0	6.61	0	3	0
Joe Neale	1	7	11	1	0	0	1	0	7	0	0	7.71	1	3	0
Joe Strauss	2	4	6	0	0	0	0	0	3	0	1	4.50	0	1	0
Jimmy Wolf	1	3	7	0	0	0	0	0	0	0	0	15.00	0	0	0
Phil Reccius	1	3	7	1	0	0	1	0	3	0	0	9.00	0	2	0
Bill White	1	1	2	0	0	0	0	1	2	0	0	9.00	0	0	0

1209.2 1109 138 131 66 70 720 432 5 2 3.07 26 86 16

CINCINNATI

Opie Caylor

American Park

	G	AB	H	R	2B	3B	HR	RBI	BB	SB	HBP	BA	SA	OBP
2B Bid McPhee	140	560	150	139	23	12	8	70	59	40	5	.268	.395	.343
RF Pop Corkhill	129	540	143	81	9	7	5	97	23	24	6	.265	.333	.302
LF Charley Jones	127	500	135	87	22	10	6	68	61	3	6	.279	.390	.356
SS Frank Fennelly	132	497	124	113	13	17	6	72	60	32	18	.249	.380	.351
3B Hick Carpenter	111	458	101	67	8	5	2	61	18	8	8	.221	.273	.262
1B Long John Reilly	115	441	117	92	12	11	6	79	31	19	5	.265	.383	.321
CF Fred Lewis	77	324	103	72	14	6	2	32	20	8	4	.318	.417	.365
P Tony Mullane	91	324	73	59	12	5	0	39	25	20	1	.225	.293	.283
C Kid Baldwin	87	315	72	41	8	7	3	32	8	12	2	.229	.293	.283
C Pop Snyder	60	220	41	33	8	3	0	28	13	11	3	.186	.250	.242
Sub Jim Keenan	44	148	40	31	4	3	3	24	18	0	2	.270	.399	.357
P George Pechiney	41	144	30	14	4	2	1	21	6	1	0	.208	.285	.240
Sub Leech Maskrey (2)	27	98	19	7	3	1	0	10	5	4	1	.194	.245	.240
P Larry McKeon (1)	19	75	19	9	2	3	0	9	0	0	0	.253	.360	.253
P Abner Powell (2)	19	74	17	13	1	1	0	8	4	0	0	.230	.270	.269
Sub Lou Sylvester (2)	17	55	10	10	0	0	3	8	7	2	1	.182	.345	.286
Sub Lee Richmond	8	29	8	3	0	0	0	3	3	0	0	.276	.276	.344
Sub Lefty Marr	8	29	8	2	1	1	0	2	1	1	1	.276	.379	.323
P Elmer Smith	9	28	8	6	1	1	0	2	9	0	0	.286	.393	.459
P Joe Murphy (2)	5	18	0	0	0	0	0	0	0	0	0	.000	.000	.000
P Will White	3	9	1	1	0	0	0	1	1	0	0	.111	.111	.200
P Bill Irwin	2	6	0	0	0	0	0	0	1	0	1	.000	.000	.250
P Clarence Stephens	1	5	3	0	0	0	0	0	0	0	0	.600	.600	.600

	G	AB	H	R	2B	3B	HR	RBI	BB	SB	HBP	BA	SA	OBP
Sub Jack Boyle	1	5	1	0	0	0	0	0	0	0	0	.200	.200	.200
P ? Smith	1	4	1	1	0	0	0	0	0	0	0	.250	.250	.250
P Dan Bickham	1	3	1	2	0	0	0	0	1	0	0	.333	.333	.500
Sub Farmer Vaughn	1	3	0	0	0	0	0	0	0	0	1	.000	.000	.250
P Jerry Reardon (2)	1	3	0	0	0	0	0	0	0	0	0	.000	.000	.000
	141	4915	1225	883	145	95	45	666	374	185	65	.249	.345	.311

1B—Reilly 110, Snyder 19, Corkhill 7, Keenan 4, Mullane 4, McKeon 2
 2B—McPhee 140, Mullane 1, McKeon 1
 SS—Fennelly 132, Powell 6, Corkhill 3, Mullane 1
 3B—Carpenter 111, Baldwin 13, Corkhill 12, Keenan 5, Maskrey 2, Mullane 2, Lewis 1
 OF—Jones 127, Corkhill 112, Lewis 76, Mullane 27, Maskrey 26, Sylvester 17, Powell 13, Marr 8, Richmond 7, Keenan 7, Reilly 6, Baldwin 6, Pechiney 4, Snyder 1, Reardon 1, E. Smith 1
 C—Baldwin 71, Snyder 41, Keenan 30, Boyle 1, Vaughn 1
 P—Mullane 63, Pechiney 40, McKeon 19, E. Smith 9, Murphy 5, Powell 4, Richmond 3, White 3, Keenan 2, Irwin 2, Bickham 1, Reardon 1, Stephens 1, Corkhill 1, ? Smith 1

	Pos	G	TC	PO	A	DP	E	PB	FA
McPhee	2B	140	1058	529	464	90	65	—	.939
Fennelly	SS	132	771	169	485	54	117	—	.848
Jones	LF	127	273	217	23	1	33	—	.879
Corkhill	RF	112	197	156	25	6	16	—	.919
"	3B	12	49	21	20	0	8	—	.837
Carpenter	3B	111	414	127	221	23	66	—	.841
Reilly	1B	110	1197	1120	37	80	40	—	.967
Lewis	CF	76	155	126	11	1	18	—	.884
Baldwin	C	71	518	355	102	13	61	67	.882
"	3B	13	26	5	15	0	6	—	.769
Mullane	P	63	158	40	104	7	14	—	.911
"	RF@	27	50	40	4	1	6	—	.880
Snyder	C	41	295	184	73	4	38	35	.871
"	1B	19	157	144	7	7	6	—	.962
Pechiney	P	40	70	17	45	2	8	—	.886
Keenan	C	30	235	170	45	2	20	25	.915
Maskrey	CF@	26	54	46	4	1	4	—	.926
McKeon	P	19	41	7	32	1	2	—	.951
Sylvester	LF@	17	33	26	4	2	3	—	.909
Powell	CF@	13	25	16	3	0	6	—	.760
		141	6145	3734	1823	122	582	131	.904

	G	IP	H	GS	CG	W	L	SO	BB	Sh	Sv	ERA	HB	WP	HR
Tony Mullane	63	529.2	501	56	55	33	27	250	166	1	0	3.70	18	53	11
George Pechiney	40	330.1	355	40	35	15	21	110	133	2	0	4.14	14	17	4
Larry McKeon (1)	19	156	174	19	16	8	8	46	54	0	0	5.08	3	13	5
Elmer Smith	9	72.2	57	9	8	4	4	40	44	0	0	3.96	3	15	1
Joe Murphy (2)	5	46	50	5	5	2	3	11	21	0	0	4.89	1	7	0
Will White	3	26	28	3	3	1	2	6	10	0	0	4.15	6	1	1
Lee Richmond	3	18	24	2	1	0	2	6	11	0	0	8.00	2	1	0
Bill Irwin	2	17	18	2	2	0	2	6	8	0	0	5.82	0	1	2
Abner Powell (2)	4	15.1	16	1	1	0	1	4	9	0	0	4.70	0	0	0
Dan Bickham	1	9	13	1	1	1	0	6	3	0	0	3.00	0	3	0
? Smith	1	9	8	1	1	0	1	1	10	0	0	2.00	0	3	0
Jim Keenan	2	8	8	0	0	0	1	2	3	0	0	3.38	0	1	1
Clarence Stephens	1	8	9	1	1	1	0	6	5	0	0	5.63	1	1	0
Jerry Reardon (2)	1	2	5	1	0	0	1	0	4	0	0	18.00	0	0	0
Pop Corkhill	1	0.2	1	0	0	0	0	1	0	0	0	13.50	0	0	0
		1247.2	1267	141	129	65	73	495	481	3	0	4.18	48	116	25

PHILADELPHIA

Lew Simmons (41-55) Bill Sharsig (22-17)

Athletics Park

	G	AB	H	R	2B	3B	HR	RBI	BB	SB	HBP	BA	SA	OBP
LF Ted Larkin	139	565	180	133	36	16	2	74	59	32	7	.319	.450	.390
2B Lou Bierbauer	137	522	118	56	17	5	2	47	21	19	0	.226	.289	.256
RF John Coleman (1)	121	492	121	67	18	16	0	65	33	28	2	.246	.348	.296
1B Harry Stovey	123	489	144	115	28	11	7	59	64	68	1	.294	.440	.377
UT Jack O'Brien	105	423	107	65	25	7	0	56	38	23	7	.253	.345	.325
C Wilbert Robinson	87	342	69	57	11	3	1	30	21	33	3	.202	.260	.254
C Jack Milligan	75	301	76	52	17	3	5	45	21	18	0	.252	.379	.301
3B Jack Gleason	77	299	56	39	8	7	1	31	16	8	11	.187	.271	.255
SS Chippy McGarr	71	267	71	41	9	3	2	31	9	17	2	.266	.345	.295
CF Ed Greer (2)	71	264	51	33	5	3	1	20	8	12	2	.193	.246	.223
Sub Joe Quest	41	150	31	14	4	1	0	10	20	5	0	.207	.247	.300
P Al Atkinson	45	148	18	27	1	1	0	9	26	4	0	.122	.142	.253
Sub Denny Lyons	32	123	26	22	3	1	0	11	8	7	4	.211	.252	.281
P Bobby Mathews	24	88	21	16	3	0	0	10	3	1	0	.239	.273	.264
Sub Orator Shaffer	21	82	22	15	3	3	0	8	8	3	0	.268	.378	.333
P Bill Hart	22	73	10	3	1	1	0	1	3	1	0	.137	.178	.171
P Ted Kennedy (1)	20	68	3	3	0	0	0	0	3	0	1	.044	.044	.097
P Cyclone Miller	21	66	9	8	2	0	0	1	14	3	0	.136	.167	.296
Sub George Bradley	13	48	4	1	0	1	0	1	1	2	0	.083	.125	.102
Sub John Irwin	3	13	3	4	1	0	0	1	0	0	0	.231	.308	.231
P Buck Weaver	2	7	1	0	0	0	0	0	0	0	0	.143	.143	.143
P Jake Aydelott	2	6	0	0	0	0	0	0	1	0	0	.000	.000	.143
P Charlie Gessner	1	4	1	1	0	0	0	0	0	0	0	.250	.250	.250
P Rex Smith	1	4	0	0	0	0	0	0	0	0	0	.000	.000	.000
P Jim Hyndman	1	4	0	0	0	0	0	0	0	0	0	.000	.000	.000
P Jim Brown	1	3	0	0	0	0	0	0	0	0	0	.000	.000	.000
Sub Charlie Kelly	1	3	0	0	0	0	0	0	0	0	0	.000	.000	.000
P Ed Clark	1	2	0	0	0	0	0	0	1	0	0	.000	.000	.333
	139	4856	1142	772	192	82	21	510	378	284	41	.235	.321	.296

1B—Stovey 62, Milligan 29, O'Brien 24, Robinson 22, Coleman 6, Weaver 1
 2B—Bierbauer 133, O'Brien 7, Quest 2, Coleman 1
 SS—McGarr 71, Quest 41, Bradley 13, O'Brien 10, Bierbauer 2, Irwin 2, Kelly 1
 3B—Gleason 77, Lyons 32, O'Brien 27, Milligan 3, Irwin 1, Miller 1
 OF—Larkin 139, Coleman 115, Greer 69, Stovey 63, Shaffer 21, Milligan 5, Robinson 5, O'Brien 3, Hyndman 1, Miller 1, Mathews 1
 C—Robinson 61, Milligan 40, O'Brien 36, Bierbauer 4, Greer 2
 P—Atkinson 45, Mathews 24, Hart 22, Kennedy 20, Miller 19, Coleman 3, Weaver 2, Aydelott 2, Bierbauer 2, Stovey 1, Gessner 1, Clark 1, Smith 1, Brown 1, Hyndman 1

	Pos	G	TC	PO	A	DP	E	PB	FA
Larkin	LF	139	329	264	21	2	44	—	.866
Bierbauer	2B	133	889	380	429	54	80	4	.910
Coleman	RF	115	243	183	27	6	33	—	.864
Gleason	3B	77	295	85	150	19	60	—	.797
McGarr	SS	71	400	109	231	25	60	—	.850
Greer	CF	70	165	143	9	3	13	1	.921
Stovey	CF@	63	177	142	12	4	23	—	.870
"	1B	62	702	656	13	26	33	—	.953
Robinson	C	61	419	265	109	12	45	87	.893
"	1B	22	192	171	9	14	12	—	.938
Atkinson	P	45	87	21	59	1	7	—	.920
Quest	SS	41	229	56	138	15	35	—	.847

	Pos	G	TC	PO	A	DP	E	PB	FA
Milligan	C	40	307	231	51	5	25	30	.919
"	1B	29	309	291	12	8	6		.981
O'Brien	C	36	244	172	52	3	20	54	.918
"	3B	27	110	21	69	3	20		.818
"	1B	24	225	209	4	15	12		.947
"	SS	10	45	8	26	2	11		.756
Lyons	3B	32	109	35	53	1	21	—	.807
Mathews	P	24	59	5	46	3	8	—	.864
Hart	P	22	52	7	40	1	5	—	.904
Shaffer	OF	21	54	40	4	2	10	—	.815
Kennedy	P	20	45	8	33	1	4	—	.911
Miller	P	19	42	4	38	1	0	—	1.000
Bradley	SS	13	73	14	48	2	11	—	.849
		139	6031	3647	1747	99	637	176	.894

	G	IP	H	GS	CG	W	L	SO	BB	Sh	Sv	ERA	HB	WP	HR
Al Atkinson #	45	396.2	411	45	44	25	17	154	101	1	0	3.95	22	29	11
Bobby Mathews	24	197.2	226	24	22	13	9	93	53	0	0	3.96	13	21	3
Bill Hart	22	186	183	22	22	9	13	78	66	2	0	3.19	7	31	7
Ted Kennedy (1)	20	172.2	196	19	19	5	15	68	65	0	0	4.53	8	11	4
Cyclone Miller	19	169.2	158	19	19	10	8	99	59	1	0	2.97	4	35	6
John Coleman (1)	3	20.2	18	1	1	1	1	2	5	0	0	2.61	1	3	1
Jake Aydelott	2	18	21	2	2	0	2	5	12	0	0	4.00	0	5	0
Buck Weaver	2	11	30	2	1	0	2	2	2	0	0	14.73	1	0	0
Lou Bierbauer	2	10.2	8	0	0	0	0	1	5	0	0	4.22	0	1	0
Rex Smith	1	9	15	1	1	0	1	4	5	0	0	7.00	0	3	0
Jim Brown	1	8	9	1	1	0	1	4	3	0	0	3.24	0	0	0
Charlie Gessner	1	8	13	1	1	0	1	0	5	0	0	9.00	2	0	0
Ed Clark	1	8	2	1	1	0	1	2	2	0	0	6.75	2	0	2
Jim Hyndman	1	2	5	1	0	0	1	1	5	0	0	27.00	1	2	1
Harry Stovey	1	0.1	2	0	0	0	0	0	0	0	0	27.00	0	0	0
	1218.2	1308	139	134	63	72	513	388	4	0	0	3.97	61	141	35

No-hit game 3-2 vs New York, May 1

NEW YORK

Jim Gifford (5-12) Bob Ferguson (48-70)

St. George Grounds

	G	AB	H	R	2B	3B	HR	RBI	BB	SB	HBP	BA	SA	OBP
1B Dave Orr	136	571	193	93	25	31	7	91	17	16	5	.338	.527	.363
LF Chief Roseman	134	559	127	90	19	10	5	53	24	6	7	.227	.324	.269
3B Frank Hankinson	136	522	126	66	14	5	2	63	49	10	0	.241	.299	.306
RF Steve Brady	124	466	112	56	8	5	0	39	35	16	3	.240	.279	.298
SS/OF Candy Nelson	109	413	93	89	7	2	0	24	64	14	2	.225	.252	.332
2B Tom Forster	67	251	49	33	3	2	1	20	20	9	3	.195	.235	.263
SS Tom McLaughlin	74	250	34	27	3	1	0	16	26	13	1	.136	.156	.220
C Charlie Reipschlager	65	232	49	21	8	3	0	25	9	2	1	.211	.280	.244
CF Steve Behel	59	224	46	32	5	2	0	17	22	16	1	.205	.246	.279
Sub John Meister	45	186	44	35	7	3	2	21	4	1	0	.237	.339	.253
Sub Jim Donahue	49	186	37	14	0	0	0	9	10	1	3	.199	.199	.251
C Bill Holbert	48	171	35	8	4	2	0	13	6	4	0	.205	.251	.232
P Jack Lynch	51	169	27	17	5	0	0	9	15	4	0	.160	.189	.228
P Al Mays	41	135	16	11	3	1	1	10	4	2	1	.119	.178	.156
P Ed Cushman	38	126	19	10	1	0	0	5	9	0	0	.151	.159	.207

THE ANNUAL RECORD

	G	AB	H	R	2B	3B	HR	RBI	BB	SB	HBP	BA	SA	OBP
Sub Elmer Foster	35	125	23	16	0	1	0	7	7	3	2	.184	.200	.239
Sub Joe Crotty	14	47	8	6	0	1	0	2	4	3	1	.170	.213	.250
P John Shaffer	8	25	6	3	0	0	0	1	4	0	0	.240	.240	.345
Sub Chief Zimmer	6	19	3	1	0	0	0	1	1	0	1	.158	.158	.238
Sub Pat Connell	1	5	0	0	0	0	0	0	0	0	0	.000	.000	.000
P Harry Brooks	1	1	0	0	0	0	0	0	0	0	0	.000	.000	.000
	137	4683	1047	628	108	72	18	426	330	120	33	.224	.289	.279

1B—Orr 136, Brady 1

2B—Forster 62, Meister 45, Foster 21, McLaughlin 10

SS—Nelson 73, McLaughlin 63, Forster 1, Holbert 1

3B—Hankinson 136, Connell 1

OF—Roseman 134, Brady 123, Behel 59, Nelson 36, Donahue 32, Foster 14, Reipschlager 9, Forster 4, Holbert 3, Brooks 1, McLaughlin 1

C—Reipschlager 57, Holbert 45, Donahue 19, Crotty 14, Zimmer 6

P—Lynch 51, Mays 41, Cushman 38, Shaffer 8, Brooks 1, Roseman 1

	Pos	G	TC	PO	A	DP	E	PB	FA
Orr	1B	136	1507	1445	34	62	28	—	.981
Hankinson	3B	136	569	181	316	26	72	—	.873
Roseman	LF	134	248	203	18	6	27	—	.891
Brady	RF	123	232	169	25	1	38	—	.836
Nelson	SS	73	373	103	216	17	54	—	.855
"	CF@	36	65	56	3	2	6	—	.908
McLaughlin	SS	63	334	93	203	11	38	—	.886
"	2B	10	65	32	29	6	4	—	.938
Forster	2B	62	387	152	193	26	42	—	.891
Behel	CF	59	106	84	7	0	15	—	.858
Reipschlager	C	57	426	268	107	5	51	63	.880
Lynch	P	51	85	9	65	0	11	—	.871
Holbert	C	45	396	265	100	6	31	39	.922
Meister	2B	45	277	130	121	18	26	—	.906
Mays	P	41	91	9	71	3	11	—	.879
Cushman	P	38	73	5	59	2	9	—	.877
Donahue	CF@	32	66	50	3	0	13	—	.803
"	C	19	134	91	34	1	9	23	.933
Foster	2B	21	156	58	75	4	23	—	.853
"	RF@	14	30	19	2	0	9	—	.700
Crotty	C	14	89	60	23	1	6	19	.933
		137	5844	3550	1748	81	544	153	.907

	G	IP	H	GS	CG	W	L	SO	BB	Sh	Sv	ERA	HB	WP	HR
Jack Lynch	51	432.2	485	50	50	20	30	193	116	1	0	3.95	12	40	10
Al Mays	41	350	330	40	39	11	27	163	140	1	0	3.39	14	44	7
Ed Cushman	38	325.2	278	38	37	17	21	167	99	2	0	3.12	1	21	6
John Shaffer	8	69	40	8	8	5	3	36	29	1	0	1.96	1	4	0
Chief Roseman	1	7	6	0	0	0	0	0	0	0	0	5.14	0	0	0
Harry Brooks	1	2	9	1	0	0	1	0	2	0	0	36.00	0	0	0
		1186.1	1148	137	134	53	82	559	386	5	0	3.50	28	109	23

BALTIMORE**Billy Barnie**

Oriole Park I

	G	AB	H	R	2B	3B	HR	RBI	BB	SB	HBP	BA	SA	OBP
LF Joe Sommer	139	560	117	79	18	4	1	52	24	31	3	.209	.261	.245
RF Jack Manning	137	556	124	78	18	7	1	45	50	24	3	.223	.286	.291
1B Milt Scott	137	484	92	48	11	4	2	52	22	11	2	.190	.242	.239
2B Mike Muldoon	101	381	76	57	13	8	0	23	34	12	2	.199	.276	.269
UT Joe Farrell	73	301	63	36	8	3	1	31	12	5	0	.209	.266	.240
C Chris Fulmer	80	270	66	54	9	3	1	30	48	29	2	.244	.311	.363
SS Jimmy Macullar	85	268	55	49	7	5	1	26	49	23	2	.205	.239	.332
CF Sadie Houck (1)	61	260	50	29	8	1	0	17	4	25	4	.192	.231	.216
P Matt Kilroy	68	218	38	33	3	1	0	11	21	20	2	.174	.197	.253
3B Jumbo Davis	60	216	42	23	5	2	1	20	11	12	2	.194	.250	.240
CF Pat O'Connell	42	166	30	20	3	2	0	8	11	10	1	.181	.223	.236
CF Buster Hoover	40	157	34	25	2	6	0	10	16	15	2	.217	.306	.297
C Tom Dolan (2)	38	125	19	13	3	2	0	12	8	8	0	.152	.208	.203
Sub Blondie Purcell	26	85	19	17	0	1	0	8	17	13	2	.224	.247	.365
Sub Bill Traffley	25	85	18	15	0	1	0	7	10	8	0	.212	.235	.295
P Jumbo McGinnis (2)	26	85	16	7	5	0	1	6	4	3	0	.188	.282	.225
Sub Jim Clinton	23	83	15	8	1	0	0	6	4	3	1	.181	.193	.227
Sub Len Sowders	23	76	20	10	3	1	0	14	12	6	0	.263	.329	.364
P Hardie Henderson (1)	19	68	16	5	2	2	0	14	6	0	0	.235	.324	.297
P Billy Taylor	10	39	12	4	0	1	0	8	1	1	0	.308	.359	.325
Sub Abner Powell (1)	11	39	7	4	2	1	0	7	1	4	0	.179	.282	.200
Sub Ed Greer (1)	11	38	5	2	1	0	0	4	2	4	0	.132	.158	.175
P Dick Conway	9	34	7	5	2	0	0	3	3	1	0	.206	.265	.270
Sub Bill Conway	7	14	2	4	0	0	0	3	7	0	0	.143	.143	.429
Sub Ned Bligh	3	9	0	0	0	0	0	0	1	0	0	.000	.000	.100
Sub Billy Barnie	2	6	0	0	0	0	0	0	1	0	0	.000	.000	.143
Sub Sandy Nava	2	5	1	0	0	0	0	0	0	1	0	.200	.200	.200
P Bill Houseman	1	4	1	0	0	0	0	0	0	0	0	.250	.250	.250
Sub Tony Hellman	1	3	0	0	0	0	0	0	0	0	0	.000	.000	.250
P Ed Knouff	1	3	0	0	0	0	0	0	0	0	1	.000	.000	.250
P Bill Zay	1	1	0	0	0	0	0	0	0	0	0	.000	.000	.000
	139	4639	945	625	124	51	8	417	379	269	32	.204	.258	.269

1B—Scott 137, Taylor 1, O'Connell 1, Sowders 1

2B—Muldoon 57, Farrell 45, Sommer 32, Houck 5, Macullar 1

SS—Macullar 82, Houck 55, Sommer 3, Nava 1, Purcell 1

3B—Davis 60, Muldoon 44, Farrell 27, Sommer 11

OF—Manning 137, Sommer 95, O'Connell 41, Hoover 40, Purcell 26, Clinton 23, Sowders 23, Fulmer 12, Greer 10,

Powell 4, Dolan 3, Macullar 2, Kilroy 2, McGinnis 2, Zay 1, D. Conway 1, Houck 1, Farrell 1, Purcell 1, Barnie 1

C—Fulmer 68, Dolan 35, Traffley 25, B. Conway 7, Bligh 3, Barnie 1, Greer 1, Taylor 1, Nava 1, Hellman 1

P—Kilroy 68, McGinnis 26, Henderson 19, D. Conway 9, Taylor 8, Powell 7, Knouff 1, Scott 1, Macullar 1, Zay 1, Sommer 1,

Fulmer 1, Houseman 1, O'Connell 1, Purcell 1

	Pos	G	TC	PO	A	DP	E	PB	FA
Scott	1B	137	1444	1347	59	38	38	—	.974
Manning	RF	137	204	165	16	3	23	—	.887
Sommer	LF	95	220	186	12	4	22	—	.900
"	2B	32	184	84	86	9	14		.924
"	3B	11	37	18	16	0	3		.924
Macullar	SS	82	379	115	208	19	56	—	.852
Fulmer	C	68	613	465	113	5	35	113	.949
"	LF@	12	21	15	4	0	2		.905

THE ANNUAL RECORD

	Pos	G	TC	PO	A	DP	E	PB	FA
Kilroy	P	68	176	32	116	1	28	—	.841
Davis	3B	60	231	82	114	6	35	—	.848
Muldoon	2B	57	351	136	184	18	31	—	.912
"	3B	44	151	44	86	4	27	—	.825
Houck	SS	55	265	73	152	4	40	—	.849
Farrell	2B	45	239	81	127	7	31	—	.870
"	3B	27	95	28	53	2	14	—	.853
O'Connell	CF@	41	78	57	4	0	17	—	.782
Hoover	CF	40	87	70	3	0	14	—	.839
Dolan	C	35	286	190	67	1	29	41	.899
McGinnis	P	26	51	6	38	1	7	—	.863
Purcell	LF@	26	45	35	4	0	6	—	.867
Traffley	C	25	208	163	35	4	10	42	.952
Clinton	CF@	23	47	41	1	1	5	—	.894
Sowers	CF@	23	36	28	4	0	4	—	.889
Henderson	P	19	49	11	36	3	2	—	.959
		139	5803	3613	1654	59	523	235	.910

	G	IP	H	GS	CG	W	L	SO	BB	Sh	Sv	ERA	HB	WP	HR
Matt Kilroy #	68	583	476	68	66	29	34	513	182	5	0	3.37	19	61	10
Jumbo McGinnis (2)	26	209.1	235	25	24	11	13	70	48	0	0	3.48	14	15	6
Hardie Henderson (1)	19	171.1	188	19	19	3	15	88	66	0	0	4.62	9	27	0
Dick Conway	9	76.2	106	9	8	2	7	64	43	0	0	6.81	3	9	6
Billy Taylor	8	72.1	87	8	8	1	6	37	20	0	0	5.72	2	7	1
Abner Powell (1)	7	60	66	7	7	2	5	15	26	0	0	5.10	1	2	2
Ed Knouff	1	9	2	1	1	0	1	8	5	0	0	2.00	3	5	0
Bill Houseman	1	8	6	1	1	0	1	5	1	0	0	3.38	1	2	0
Joe Sommer	1	4	14	0	0	0	0	1	3	0	0	18.00	0	0	0
Milt Scott	1	3	2	0	0	0	0	0	2	0	0	3.00	1	1	0
Pat O'Connell	1	3	4	0	0	0	0	1	2	0	0	6.00	0	2	0
Bill Zay	1	2	4	1	0	0	1	2	4	0	0	9.00	0	1	0
Jimmy Macullar	1	2	4	0	0	0	0	1	0	0	0	9.00	0	0	0
Chris Fulmer	1	2	2	0	0	0	0	0	1	0	0	4.50	0	0	0
Blondie Purcell	1	1	1	0	0	0	0	0	0	0	0	9.00	0	0	0
		1206.2	1197	139	134	48	83	805	403	5	0	4.08	53	132	25

No-hit game 6-0 vs Pittsburgh, October 6

1887

THE LONG, LONG SEASON

When the two major leagues met in the fall of 1886 to hammer out wrinkles in the National Agreement and the playing rules, they met as equals. But the American Association failed to grasp that the National League had a hidden agenda. No sooner had the inter-league conference ended than the senior circuit twisted the spat between Pittsburgh and the Association to its own ends by luring the Allegheny club to bolt to the League in place of the floundering Kansas City franchise.

Notwithstanding this shameless theft of its second strongest team in 1886, the Association continued to act the dove and to honor its commitment to be governed henceforward by the same playing rules as the League. That agreement meant having to draft practically a whole new rulebook. Never before and never again did the game undergo as many changes as occurred in 1887. Among the myriad of innovations were establishing the stolen base as an official statistic, making the hit-batsman rule a universal part of the game, allowing the home club captain to be the sole judge of the fitness of his field for resuming play after a rain delay (which led to obvious abuses), mandating that a team could no longer play with fewer than nine men (previously teams had sometimes played with eight, usually after a substitute for an injured player was denied by the opposing captain), and requiring every potential participant in a game to be on the bench in full uniform (previously substitutes were sometimes drafted from the crowd and occasionally even allowed to play in street clothes). These revisions were slight, though, compared to the new guidelines that pitchers and batters were made to digest. Beginning in 1887, the position a pitcher had



George "White Wings" Tebeau may have been the first man to homer in his first major league plate appearance. The honor belongs either to Tebeau or to Mike Griffin—the two did it in all probability only minutes apart on April 16, 1887. Tebeau's nickname stemmed from the way he held his arms out from his body when he walked and his loud rasping voice. Given to him his first year in Cincinnati, the name was inspired by "White Wings," a popular song of that time.

FORFEIT I

By 1887 forfeited games, rare in the previous decade, had become commonplace. That season there were four forfeits declared in the American Association alone, two of which involved the Philadelphia Athletics. The first, on July 22 at Philadelphia, coincided with a historic event—the appearance of Fred Chapman, perhaps the youngest player ever to participate in a major league game. Chapman, supposedly just 14 years old, started in the box against Cleveland’s Mike Morrison and trailed 6-2 after five innings. He was spared the loss, though, when Philadelphia scored two runs in the 6th and Cleveland then clashed with umpire Mitchell (first name unknown) over whether Ted Larkin of the A’s interfered with Blues catcher Pop Snyder, allowing Harry Stovey to escape a rundown and get safely to third base. According to *Sporting Life*, “while the matter was being discussed, Mr. Mitchell, to the surprise of everyone, gave the Athletics the game [by forfeit].”

Exactly three weeks later, on August 12, the A’s were embroiled in the 1887 season’s most bizarre forfeit. Finding himself behind 9-7 in a seesaw game with the New York Mets, A’s rookie pitching star Gus Weyhing hit a low liner that ricocheted off rightfielder Eddie Hogan’s foot. Weyhing made third base on the hit but was ordered back to second by umpire Jerry Sullivan, who said Weyhing was entitled only to a ground-ruled double as per the Mets’ park rule because his hit had rolled into the “Fall of Babylon” scenery in deep right field. A’s manager Frank Bancroft argued vigorously that Hogan’s intervening foot should make the hit a home run, if anything. Mets manager Opie Caylor meanwhile stood behind the two, gleefully fanning the flames. When Bancroft refused to leave the field after Sullivan pulled out his watch, Caylor’s Mets were made the beneficiaries of one of their infrequent wins in 1887, but Weyhing, unlike Chapman, was tagged with a loss since his team trailed when the forfeit occurred. In *The Great Encyclopedia of Nineteenth Century Major League Baseball* forfeits are only listed in team pitching charts with an accompanying explanation when no pitching wins or losses were assigned.

to assume when he delivered the ball was depicted laboriously in the rulebook. The intention was twofold. Along with restricting a pitcher to a single step before he released the ball, thereby eliminating the running starts favored by Guy Hecker and other hurlers in the mid-1880s, the game’s designers also sought to end the chicanery many pitchers like Dave Foutz and Larry McKeon employed to deceive batters and base runners as to when and where they would throw the ball. The end result was that a pitcher was required to have his rear foot on the back line of the box, thereby establishing a firm pitching distance of 55’6” for the first time. In a further attempt to restore the delicate balance between batter and pitcher, which had continued to tip dangerously toward the latter in 1886, the rules committee granted a batter four strikes in 1887 and agreed to award him his base after only five called balls. Yet more, they decreed that

TOP 10 NATIONAL LEAGUE HITTERS IN 1887

Sporting Life's Final Averages

Anson	Chicago	.421
Brouthers	Detroit	.411*
Thompson	Detroit	.406
Kelly	Boston	.394
Schomberg	Indianapolis	.389
Connor	New York	.382
Wise	Boston	.380
Carroll	Pittsburgh	.380
Ward	New York	.371
Williamson	Chicago	.371

Current Final Averages

Thompson	Detroit	.372
Anson	Chicago	.347
Brouthers	Detroit	.338
Ward	New York	.338
Wise	Boston	.334
Carroll	Pittsburgh	.328
Andrews	Philadelphia	.325
Denny	Indianapolis	.324
Kelly	Boston	.322
Rowe	Detroit	.318

CURRENT FINAL AVERAGES AS PER 1887 RULES

National League

Brouthers	Detroit	.420
Anson	Chicago	.421
Thompson	Detroit	.407
Kelly	Boston	.391
Schomberg	Indianapolis	.389
Connor	New York	.383
Wise	Boston	.382
Carroll	Pittsburgh	.381
Williamson	Chicago	.37109
Ward	New York	.37108

American Association

O'Neill	St. Louis	.485
Browning	Louisville	.457
Caruthers	St. Louis	.456
Lyons	Philadelphia	.415
O. Burns	Baltimore	.409
Y. Robinson	St. Louis	.407
Orr	New York	.406
Radford	New York	.397
Mack	Louisville	.392
Foutz	St. Louis	.390

* *Sporting Life* credited Brouthers with 239 hits in 570 at bats but miscalculated his average; it should have been .419. His current final average, of course, includes his walks.

The huge disparity seen above made both major leagues wish they had heeded a *Brooklyn Eagle* reporter who wrote on the eve of the 1887 season: "Whatever advantage there was in making this rule as an extra penalty for wild pitching, the advantage is offset by the drawback of its rendering the batting statistics valueless as a criterion of a batsman's skill so far as base hits are concerned . . . I think the League and the American Association will mutually agree to rescind this rule of base hits on called balls before the regular championship season sets in." Fortunately *The Baseball Encyclopedia* and most other current record books join with *Great Encyclopedia of Nineteenth Century Major League Baseball* in not accepting walks as hits (as per 1887) and as times at bat without being hits (as per 1876) primarily because the rules in each case were in existence for only a single aberrant season and consequently, in our judgment, were not a part of the evolutionary process of the game.

THE UNKNOWN RBI MACHINE

Few scorekeepers kept track of RBI in 1887. Runs batted in would not become an official statistic until 1920. Nevertheless some attention was paid in the last century to players who were good at driving home base runners. We know now that Sam Thompson set the nineteenth century season RBI record in 1887 when his bat scored 166 teammates, and even though Detroit manager Bill Watkins could not have fully appreciated what a prize he had, certainly he was aware that Thompson was doing something special that year. Anyway, he had Thompson hitting cleanup most of the time. It is doubtful, though, that Philadelphia Phillies manager Harry Wright had more than an inkling that his club had someone nearly as efficient as Thompson. In 1887 Charlie Ferguson drove in 85 runs for the Phils in just 264 at bats. Ferguson's ratio of one RBI for every 3.1 at bats would, by projection, have given him 175 RBI had he batted as many times as Thompson did (545). Why didn't Ferguson bat more often? Because he was mainly a pitcher prior to 1887, though Wright also considered him a potentially outstanding outfielder. Toward the end of the 1887 season, Wright began to comprehend that Ferguson was too valuable to be sitting on the bench when he wasn't pitching. During the final eight weeks Wright finally gave up on Barney McLaughlin and Charlie Bastian, who hit a combined .214, and began playing Ferguson regularly at second base. The move helped the Phillies to squeak past Chicago and grab second place by compiling 16 wins and a tie in their last 17 games. That streak would prove to be Ferguson's swan song in the majors. The following spring, a few days after his 25th birthday, he came down with malaria, which developed into typhoid pneumonia, and died on the eve of the 1888 season at the home of teammate Arthur Irwin, with Irwin and many of his other teammates at his bedside.

MOST RBI PER AT BAT, SEASON (MINIMUM 200 AT BATS)

Name	Team	Year	AB	RBI	RBI/AB
Reb Russell	Pittsburgh-NL	1922	220	75	.341
Hack Wilson	Chicago-NL	1930	585	190	.325
Sam Thompson	Philadelphia-NL	1894	437	141	.323
Charlie Ferguson	Philadelphia-NL	1887	264	85	.322
Babe Ruth	New York-AL	1921	540	171	.317

a batter would be credited with a hit every time he coaxed a walk. Finally, as if someone at long last realized that pitchers deserved at least one break, in 1887 a batter was no longer permitted the luxury of requesting either a high or a low pitch, making the strike zone now the entire area between his knees and shoulders.

Amid the blizzard of off-season franchise shifts and rule changes, followers of the game were made to absorb still another monumental innovation. Fed up with trying to discipline the incorrigible Mike Kelly, Chicago club president Al Spalding peddled the League's 1886 batting titlist

to Boston. Kelly's \$10,000 sale price shattered records but would soon be equaled when Spalding decided to clean his clubhouse of "disorganizers" completely and at the close of the 1887 season talked Boston out of another 10 grand for the prickly John Clarkson, whose mammoth ego was rivaled on the Chicago club only by manager Cap Anson's. Along with ridding themselves of Kelly, the White Stockings sent centerfielder George Gore to the New York Giants. Although a much lesser transaction in terms of money and public interest, Gore's departure cut nearly as deeply. In 1887, while the League batted 18 points higher as a whole, Chicago's team batting average fell eight points below its 1886 mark as Anson's new outfield duo of future evangelist Billy Sunday and rookie Marty Sullivan were pallid replacements for Gore and Kelly.

As a result, the White Stockings, traditionally quick off the mark, went just 11-15 in the early weeks of the 1887 season and ended May already nine games behind Detroit. Chicago gained six and a half games on the Wolverines in June and July but then fell back again in August. A late surge by the Philadelphia Phillies, which won their last 16 decisions, swept them past Chicago into second place but left them still three and a half lengths behind Detroit at the tape.

Detroit's lone major league pennant in the nineteenth century came just three years after the club had been on the brink of disbanding following an abysmal last-place finish. In the interim the Wolverines had so thoroughly revamped under new owner Frederick Stearns that only catcher Charlie Bennett, centerfielder Ned Hanlon and pitchers Charlie Getzein and Stump Wiedman remained from the 1884 cellar dweller. But though Stearns had rebuilt his team with speed and flair, he was thwarted from reaping the benefits he had anticipated. Since Detroit prior to the invention of the automobile was a small-market city, Stearns planned to make the Wolverines a great road attraction and earn most of his profits on visits to Chicago, New York, Philadelphia and Boston. But team owners in those metropolises, led by Spalding and Boston's Arthur Soden, changed the rules governing the division of gate receipts when they fathomed Stearns's strategy.

By the close of the 1887 season, Stearns must have wished he had heeded the advice of his manager, Bill Watkins. Some months earlier, after Pittsburgh defected to the League,



Bob Caruthers staged a lengthy holdout prior to the 1887 season from a hotel room in Paris—or so he claimed. Caruthers wanted \$3,500 and wound up being the Browns' highest paid player at \$450 a month as well as the owner of a new nickname, Parisian Bob. He was worth every penny, winning 29 of his 39 starts, ranking 4th on the team in stolen bases with 49 and scoring 102 runs in just 98 games as he divided his time between the box and right field.

Watkins had attended an emergency Association meeting to select a replacement team (which turned out to be Cleveland) and volunteered his Detroit club. When Association leaders questioned Watkins's sincerity, he cabled Stearns for permission to make a formal bid for admission to the Association. Stearns refused Watkins's request, claiming the Wolverines would stay in the League because it was about to capitulate to all his demands, but less than two years later his fellow League moguls had helped drive Stearns into so deep a financial hole that Detroit was forced to give up its franchise and would be without major league ball for the rest of the century.

Still praying he could make money on his slugging Wolverines, Stearns challenged St. Louis Browns owner Chris Von der Ahe to a 15-game World's Series, with the two teams traveling in a special train of parlor cars and playing not just in Detroit and St. Louis but in all major league cities. Von der Ahe further agreed to hike the Series admission price to one dollar and to Stearns's novel idea of using two umpires, "Honest John" Kelly and "Honest John" Gaffney, the game's marquee arbiters at the time. Von der Ahe, who had a proclivity for extravagance himself, found all of Stearns's lavish suggestions all the more appealing when his Browns also suffered a disappointing season at the gate in 1887. Much of the reason was that St. Louis had won a third straight pennant by a huge 14-game margin against the likes of teams like newcomer Cleveland, which could bag only one of 19 contests with Von der Ahe's club. Owing to the multitude of rule changes and the one-sided pennant race, the Association season had so many contretemps and so little drama that Tip O'Neill's towering offensive performance was partially masked. In 1887 O'Neill became the only man ever to lead a major league in batting average, slugging average, hits, runs, total bases, doubles, triples, home runs, RBI and on-base percentage. For years, however, O'Neill's .490 batting average and indeed his entire 1887 season was looked upon as simply a statistical freak owing to the rule that year that bases on balls counted as hits. Only long after the fact—when O'Neill's walks were deducted from his hit and at bat totals and it was found that he still batted .435—did his extraordinary performance in 1887 begin to receive its due.

In the World's Series, however, O'Neill came a cropper, as did most of the Browns. After achieving a split in the first two games at Sportsman's Park, St. Louis dropped the third contest at Detroit, 2-1 in 13 innings, when the usually sure-handed Charlie Comiskey bobbled a throw to first, allowing Charlie Ganzel to score the winning run. At that point the two teams took to the road for the remainder of their 15-game burlesque, playing every day in a different big league city, but the Series could effectively have ended when Detroit took Game Four in Pittsburgh, 8-0, and certainly should have ended after the Wolverines bagged all but one of the next five games to lead 7-2 after nine contests were down. But instead the sorry show continued for the full 15 games. The long, long season ended at last in St. Louis in front of only 659 diehards on October 26, the latest closing date in history to that point.

THE SEASONAL RECORD

NATIONAL LEAGUE

	G	W	L	Pct	H	R	GB	Attendance
1. Detroit Wolverines	127	79	45	.637	43-17	36-28	—	95,000
2. Philadelphia Phillies	128	75	48	.610	38-23	37-25	3.5	253,671
3. Chicago White Stockings	127	71	50	.587	44-18	27-32	6.5	217,070
4. New York Giants	129	68	55	.553	36-26	32-29	10.5	270,945
5. Boston Beaneaters	127	61	60	.504	38-21	23-39	16.5	261,000
6. Pittsburgh Alleghenys	125	55	69	.444	31-34	24-35	24	140,000
7. Washington Nationals	126	46	76	.377	27-33	19-43	32	80,000
8. Indianapolis Hoosiers	127	37	89	.294	24-39	13-50	43	84,000

	Det	Phi	Chi	NY	Bos	Pit	Was	Ind	Tot
Detroit	—	10	8	10	11	13	13	14	79
Philadelphia	8	—	6	10	9	12	13	17	75
Chicago	10	12	—	11	9	6	11	13	71
New York	8	7	6	—	10	12	10	15	68
Boston	7	9	6	7	—	11	10	11	61
Pittsburgh	4	6	11	6	7	—	9	11	54
Washington	4	3	7	8	7	9	—	8	46
Indianapolis	4	1	5	3	7	7	10	—	37
	45	48	50	55	60	69	76	89	492

SEASON LEADERS

Batting Average (300 ABs)

1. Thompson, Detroit	.372
2. Anson, Chicago	.347
3. Brouthers, Detroit	.3380
4. Ward, New York	.3376
5. Wise, Boston	.334

Slugging Average

1. Thompson, Detroit	.571
2. Brouthers, Detroit	.562
3. Connor, New York	.541
4. Wise, Boston	.522
5. Anson, Chicago	.517

On-Base Percentage

1. Brouthers, Detroit	.426
2. Anson, Chicago	.422
3. Thompson, Detroit	.416
4. Schomberg, Indianapolis	.397
5. M. Kelly, Boston	.393

Total Bases

1. Thompson, Detroit	311
2. Brouthers, Detroit	281
3. H. Richardson, Detroit	263
4. Denny, Indianapolis	256
5. Connor, New York	255

Home Runs

1. B. O'Brien, Washington	19
2. Connor, New York	17
3. Pfeffer, Chicago	16
4. Wood, Philadelphia	14
5. Brouthers, Detroit	12
Morrill, Boston	12

RBI

1. Thompson, Detroit	166
2. Connor, New York	104
3. Anson, Chicago	102
4. Brouthers, Detroit	101
5. Denny, Indianapolis	97

Hits

1. Thompson, Detroit	203
2. Ward, New York	184
3. H. Richardson, Detroit	178
4. J. Rowe, Detroit	171
5. Brouthers, Detroit	169

Runs

1. Brouthers, Detroit	153
2. J. Rowe, Detroit	135
3. H. Richardson, Detroit	131
4. M. Kelly, Boston	120
5. Thompson, Detroit	118
Wood, Philadelphia	118

Bases on Balls

1. Fogarty, Philadelphia	82
2. Connor, New York	75
3. Williamson, Chicago	73
4. Seery, Indianapolis	71
Brouthers, Detroit	71

Stolen Bases

1. Ward, New York	111
2. Fogarty, Philadelphia	102
3. M. Kelly, Boston	84
4. Hanlon, Detroit	69
5. Glasscock, Indianapolis	62

Strikeouts

1. Morrill, Boston	86
2. Seery, Indianapolis	68
3. T. Brown, Pittsburgh-Ind	65
4. Williamson, Chicago	57
5. Sullivan, Chicago	53

Hit By Pitch

1. P. Smith, Pittsburgh	13
2. Fogarty, Philadelphia	10
Farrar, Philadelphia	10
Glasscock, Indianapolis	10
5. Three with	9

THE ANNUAL RECORD**OPS**

1. Brouthers, Detroit	.988
2. Thompson, Detroit	.987
3. Anson, Chicago	.939
4. Connor, New York	.933
5. Wise, Boston	.913

PITCHING**Wins**

1. Clarkson, Chicago	38
2. T. Keefe, New York	35
3. Getzein, Detroit	29
4. Galvin, Pittsburgh	28
Casey, Philadelphia	28

Complete Games

1. Clarkson, Chicago	56
2. T. Keefe, New York	54
3. Radbourn, Boston	48
4. Galvin, Pittsburgh	47
5. J. Whitney, Washington	46

ERA (140 innings)

1. Casey, Philadelphia	2.86
2. Conway, Detroit	2.90
3. Ferguson, Philadelphia	3.00
4. Clarkson, Chicago	3.08
5. T. Keefe, New York	3.12

Losses

1. Healy, Indianapolis	29
2. Boyle, Indianapolis	24
3. Radbourn, Boston	23
McCormick, Pittsburgh	23
5. Morris, Pittsburgh	22

Strikeouts

1. Clarkson, Chicago	237
2. T. Keefe, New York	189
3. M. Baldwin, Chicago	164
4. Buffinton, Philadelphia	160
5. J. Whitney, Washington	146

Lowest OOBP

1. T. Keefe, New York	.276
2. Clarkson, Chicago	.281
3. J. Whitney, Washington	.284
4. Ferguson, Philadelphia	.289
5. Galvin, Pittsburgh	.299

Innings

1. Clarkson, Chicago	523
2. T. Keefe, New York	476.2
3. Galvin, Pittsburgh	440.2
4. Radbourn, Boston	425
5. J. Whitney, Washington	404.2

Winning Percentage (25 decisions)

1. Getzein, Detroit	.690
2. Ferguson, Philadelphia	.688
3. Casey, Philadelphia	.683
4. T. Keefe, New York	.648
5. Clarkson, Chicago	.644

Lowest OBA

1. Keefe, New York	.230
2. Conway, Detroit	.235
3. Casey, Philadelphia	.246
Clarkson, Chicago	.246
5. M. Baldwin, Chicago	.248

FIELDING**Putouts**

1B	
Connor, New York	1325
Anson, Chicago	1232
Morrill, Boston	1231

2B

Pfeffer, Chicago	393
Bassett, Indianapolis	273
D. Richardson, New York	257

3B

Nash, Boston	207
Denny, Indianapolis	201
T. Burns, Chicago	168

SS

Ward, New York	226
Glasscock, Indianapolis	211
A. Irwin, Philadelphia	178

RF

Fogarty, Philadelphia	273
Thompson, Detroit	217
Coleman, Pittsburgh	214

Assists

Anson, Chicago	70
Morrill, Boston	50
Farrar, Philadelphia	46

Bassett, Indianapolis	444
Pfeffer, Chicago	402
D. Richardson, New York	384

Donnelly, Washington	275
Denny, Indianapolis	262
T. Burns, Chicago	246

Glasscock, Indianapolis	493
Ward, New York	469
J. Rowe, Detroit	368

Fogarty, Philadelphia	39
Thompson, Detroit	24
Coleman, Pittsburgh	17

Fielding Average

Connor, New York	.993
Morrill, Boston	.984
Farrar, Philadelphia	.977

Bassett, Indianapolis	.931
D. Richardson, New York	.928
Pfeffer, Chicago	.917

A. Whitney, Pittsburgh	.924
Denny, Indianapolis	.889
Nash, Boston	.884

Ward, New York	.919
J. Rowe, Detroit	.907
Glasscock, Indianapolis	.906

Fogarty, Philadelphia	.920
Thompson, Detroit	.909
Coleman, Pittsburgh	.899

Putouts		Assists		Fielding Average	
CF					
Johnston, Boston	339	Johnston, Boston	34	Johnston, Boston	.933
Hanlon, Detroit	264	Ryan, Chicago	33	Hanlon, Detroit	.904
McGeachy, Indianapolis	231	McGeachy, Indianapolis	22	Andrews, Philadelphia	.902
LF					
Seery, Indianapolis	220	Seery, Indianapolis	25	Hornung, Boston	.935
Hornung, Boston	192	Hornung, Boston	23	C. Carroll, Washington	.902
Sullivan, Chicago	189	C. Carroll, Washington	19	Dalrymple, Pittsburgh	.900
C					
C. Mack, Washington	391	Daly, Chicago	148	Daly, Chicago	.935
Daly, Chicago	354	C. Mack, Washington	119	D. Miller, Pittsburgh	.928
Clements, Philadelphia	328	Tate, Boston	109	C. Mack, Washington	.906
P					
Clarkson, Chicago	34	Clarkson, Chicago	125	Getzein, Detroit	.964
Getzein, Detroit	23	Galvin, Pittsburgh	123	Clarkson, Chicago	.958
Galvin, Pittsburgh	22	Keefe, New York	102	O'Day, Washington	.951
Double Plays		Errors		TC/Game	
1B					
Schomberg, Indianapolis	76	Schomberg, Indianapolis	55	Billy O'Brien, Washington	11.7
Morrill, Boston	76	Brouthers, Detroit	38	Schomberg, Indianapolis	11.6
Anson, Chicago	75	Anson, Chicago	36	Anson, Chicago	11.0
2B					
Pfeffer, Chicago	68	Pfeffer, Chicago	72	Pfeffer, Chicago	7.0
Bassett, Indianapolis	62	Bassett, Indianapolis	53	Bassett, Indianapolis	6.5
D. Richardson, New York	46	D. Richardson, New York	50	P. Smith, Pittsburgh	6.43
3B					
T. Burns, Chicago	23	D. White, Detroit	64	Denny, Indianapolis	4.5
Denny, Indianapolis	21	Donnelly, Washington	63	T. Burns, Chicago	4.4
Donnelly, Washington	21	T. Burns, Chicago	61	Nash, Boston	4.3
SS					
Glasscock, Indianapolis	58	Glasscock, Indianapolis	73	Glasscock, Indianapolis	6.4
Ward, New York	53	Ward, New York	61	Wise, Boston	6.2
J. Rowe, Detroit	36	Williamson, Chicago	61	Ward, New York	5.9
RF					
Fogarty, Philadelphia	9	Fogarty, Philadelphia	27	Fogarty, Philadelphia	2.8
Thompson, Detroit	7	Coleman, Pittsburgh	26	Coleman, Pittsburgh	2.2
Coleman, Pittsburgh	3	Sunday, Chicago	25	Thompson, Detroit	2.1
CF					
Johnston, Boston	9	T. Brown, Ind-Pittsburgh	36	Johnston, Boston	3.1
Ryan, Chicago	7	Ryan, Chicago	33	McGeachy, Indianapolis	2.9
Gore, New York	7	Three with	30	Hanlon, Detroit	2.6
LF					
C. Carroll, Washington	6	Sullivan, Chicago	36	Dalrymple, Pittsburgh	2.4
Tiernan, New York	3	Seery, Indianapolis	30	Hornung, Boston	2.34
Hornung, Boston	3	Tiernan, New York	25	Seery, Indianapolis	2.25
C					
C. Mack, Washington	15	C. Mack, Washington	53	Daly, Chicago	8.4
Daly, Chicago	12	Daly, Chicago	35	C. Mack, Washington	7.4
Bennett, Detroit	9	Arundel, Indianapolis	34	D. Miller, Pittsburgh	4.8

Leaders in Passed Balls: C. Mack, Washington (76); Daly, Chicago (52); W. Brown, New York (51)

Double Plays

P

Clarkson, Chicago	5
J. Whitney, Washington	5
Ferguson, Philadelphia	4

Errors

Radbourn, Boston	15
Keefe, New York	15
Madden, Boston	13

TC/Game

Galvin, Pittsburgh	3.2
J. McCormick, Pittsburgh	3.0
Buffinton, Philadelphia	2.9

DETROIT

Bill Watkins

Recreation Park

	G	AB	H	R	2B	3B	HR	RBI	BB	SB	SO	HBP	BA	SA	OBP
RF Sam Thompson	127	545	203	118	29	23	11	166	32	22	19	9	.372	.571	.416
UT Hardy Richardson	120	543	178	131	25	18	8	94	31	29	40	2	.328	.484	.366
SS Jack Rowe	124	537	171	135	30	10	6	96	39	22	11	3	.318	.445	.368
1B Dan Brouthers	123	500	169	153	36	20	12	101	71	9	34	6	.338	.562	.426
CF Ned Hanlon	118	471	129	79	13	7	4	69	30	24	69	2	.274	.357	.320
3B Deacon White	111	449	136	71	20	11	3	75	26	15	20	9	.303	.416	.353
2B Fred Dunlap	65	272	72	60	13	10	5	45	25	15	12	0	.265	.441	.327
LF Larry Twitchell	65	264	88	44	14	6	0	51	8	12	19	3	.333	.432	.358
C Charlie Ganzel	57	227	59	40	6	5	0	20	8	3	2	1	.260	.330	.288
C Charlie Bennett	46	160	39	26	6	5	3	20	30	7	22	0	.244	.400	.363
P Charlie Getzein	43	156	29	19	4	5	1	14	10	2	32	1	.186	.295	.240
C Fatty Briody	33	128	29	24	6	1	1	26	9	6	10	1	.227	.313	.283
P Pete Conway	24	95	22	16	5	1	1	7	2	0	9	0	.232	.337	.247
P Lady Baldwin	24	85	23	15	0	1	0	7	10	4	6	1	.271	.294	.354
Sub Billy Shindle	22	84	24	17	3	2	0	12	7	13	10	0	.286	.369	.341
P Stump Wiedman (1)	21	82	17	12	2	0	0	7	3	6	3	0	.207	.232	.235
Sub Jim Manning	13	52	10	5	1	0	0	3	5	3	4	1	.192	.212	.276
P Henry Gruber	7	24	4	3	0	1	0	0	6	0	6	0	.167	.250	.333
P Turk Burke	2	8	2	1	0	0	0	1	0	0	1	0	.250	.250	.250
P Ed Beatin	2	7	0	0	0	0	0	0	0	0	4	0	.000	.000	.000
	127	4689	1404	969	213	126	55	818	352	267	258	38	.299	.434	.353

1B—Brouthers 123, White 2, Ganzel 2, Bennett 1

2B—Dunlap 65, Richardson 64

SS—Rowe 124, Manning 3

3B—White 106, Shindle 21, Ganzel 1

OF—Thompson 125, Hanlon 118, Richardson 59, Twitchell 53, Manning 10, Conway 8, Ganzel 4, White 3, Bennett 1, Getzein 1, Wiedman 1, Burke 1, Shindle 1

C—Ganzel 51, Bennett 45, Briody 33

P—Getzein 43, Baldwin 24, Wiedman 21, Conway 17, Twitchell 15, Gruber 7, Burke 2, Beatin 2, Dunlap 1

	Pos	G	TC	PO	A	DP	E	PB	FA
Thompson	RF	125	265	217	24	7	24	—	.909
Rowe	SS	124	548	119	378	36	51	—	.907
Brouthers	1B	123	1214	1141	35	67	38	—	.969
Hanlon	CF	118	312	264	18	4	30	—	.904
White	3B	106	422	133	225	18	64	—	.848
Dunlap	2B	65	461	212	225	44	24	—	.948
Richardson	2B	64	463	219	215	27	29	—	.937
"	LF@	59	125	109	8	1	8	—	.936
Twitchell	LF	53	101	84	4	1	13	—	.871
Ganzel	C	51	379	275	71	5	33	23	.913
Bennett	C	45	267	197	57	9	13	9	.951
Getzein	P	43	84	23	58	1	3	—	.964
Briody	C	33	226	144	61	4	21	12	.907
Baldwin	P	24	54	7	43	1	4	—	.926

	Pos	G	TC	PO	A	DP	E	PB	FA
Shindle	3B	21	66	24	30	5	12	—	.818
Wiedman	P	21	49	6	35	0	8	—	.837
Conway	P	17	48	11	38	0	1	—	.979
Manning	CF@	10	15	13	0	0	2	—	.867
		127	5228	3271	1563	92	394	44	.925

	G	IP	H	GS	CG	W	L	SO	BB	Sh	Sv	ERA	HB	WP	HR
Charlie Getzein	43	366.2	373	42	41	29	13	135	106	2	0	3.73	2	18	24
Lady Baldwin	24	211	225	24	24	13	10	60	61	1	0	3.84	5	7	8
Stump Wiedman (1)	21	183	221	21	20	13	7	56	60	0	0	5.36	9	6	9
Pete Conway	17	146	122	17	16	8	9	40	47	0	0	2.90	5	11	3
Larry Twitchell	15	112.1	120	12	11	11	1	24	36	0	1	4.33	10	6	3
Henry Gruber	7	62.1	63	7	7	4	3	12	21	0	0	2.74	9	1	3
Ed Beatin	2	18	13	2	2	1	1	6	8	0	0	4.00	1	1	2
Turk Burke	2	15	21	2	1	0	1	3	5	0	0	6.00	2	1	0
Fred Dunlap	1	2	4	0	0	0	0	1	0	0	0	4.50	0	0	0
		1116.1	1172	127	122	79	45	337	344	3	1	3.95	43	51	52

PHILADELPHIA

Harry Wright

Philadelphia Base Ball Grounds

	G	AB	H	R	2B	3B	HR	RBI	BB	SB	SO	HBP	BA	SA	OBP	
RF Jim Fogarty	126	495	129	113	26	12	8	50	82	102	44	10	.261	.410	.376	
LF George Wood	113	491	142	118	22	19	14	66	40	19	51	6	.289	.497	.350	
3B Joe Mulvey	111	474	136	93	21	6	2	78	21	43	14	3	.287	.369	.321	
CF Ed Andrews	104	464	151	110	19	7	4	67	21	57	21	3	.325	.422	.359	
1B Sid Farrar	116	443	125	83	20	9	4	72	42	24	29	10	.282	.395	.358	
SS Arthur Irwin	100	374	95	65	14	8	2	56	48	19	26	3	.254	.350	.344	
P Charlie Buffinton	66	269	72	34	12	1	1	46	11	8	3	1	.268	.331	.299	
P/2B Charlie Ferguson	72	264	89	67	14	6	3	85	34	13	19	2	.337	.470	.417	
C Jack Clements	66	246	69	48	13	7	1	47	9	7	24	4	.280	.402	.317	
Sub Charlie Bastian	60	221	47	33	11	1	1	21	19	11	29	3	.213	.285	.282	
2B Barney McLaughlin	50	205	45	26	8	3	1	26	11	2	27	1	.220	.302	.263	
P Dan Casey	45	164	27	22	3	0	1	17	6	1	20	0	.165	.201	.194	
C Deacon McGuire	41	150	46	22	6	6	2	23	11	3	8	2	.307	.467	.362	
Sub Ed Daily (1)	26	106	30	18	11	1	1	17	3	8	9	0	.283	.434	.303	
Sub Tom Gunning	28	104	27	22	6	1	1	16	5	18	6	0	.260	.365	.306	
Sub Tommy McCarthy	18	70	13	7	4	0	0	6	2	15	5	1	.186	.243	.219	
P Al Maul	16	56	17	15	2	2	1	4	15	5	10	0	.304	.464	.451	
Sub Tony Cusick	7	24	7	3	1	0	0	5	3	0	1	1	.292	.333	.393	
P Jim Devlin	2	6	2	2	0	0	0	0	1	0	0	0	.333	.333	.429	
Sub Harry Lyons (1)	1	4	0	0	0	0	0	0	1	0	0	0	.000	.000	.200	
		128	4630	1269	901	213	89	47	702	385	355	346	52	.274	.389	.337

1B—Farrar 116, Buffinton 10, Cusick 3, Maul 2, Andrews 1

2B—McLaughlin 50, Bastian 39, Ferguson 27, Andrews 7, McCarthy 5, Wood 3, Fogarty 1, Cusick 1

SS—Irwin 100, Bastian 18, Clements 3, Wood 3, McCarthy 3, Fogarty 2

3B—Mulvey 111, Ferguson 5, Bastian 4, Clements 4, Wood 3, Fogarty 2, McCarthy 2

CF—Fogarty 123, Wood 104, Andrews 99, Buffinton 22, Daily 22, Maul 8, McCarthy 8, Ferguson 6, Casey 1, Lyons 1

C—Clements 59, McGuire 41, Gunning 28, Cusick 4

P—Casey 45, Buffinton 40, Ferguson 37, Maul 7, Daily 6, Devlin 2, Fogarty 1

THE ANNUAL RECORD

	Pos	G	TC	PO	A	DP	E	PB	FA
Fogarty	RF	123	339	273	39	9	17	—	.920
Farrar	1B	116	1223	1149	46	55	28	—	.977
Mulvey	3B	111	370	123	197	18	50	—	.865
Wood	LF	104	189	155	10	2	24	—	.873
Irwin	SS	100	537	178	301	30	58	—	.892
Andrews	CF	99	245	203	18	1	24	—	.902
Clements	C	59	433	328	79	8	26	40	.940
McLaughlin	2B	50	298	106	156	15	36	—	.879
Casey	P	45	85	10	66	0	9	—	.894
McGuire	C	41	301	214	52	6	35	33	.884
Buffinton	P	40	116	18	90	3	8	—	.931
"	LF@	22	43	29	2	1	12	—	.721
"	1B	10	81	77	1	4	3	—	.963
Bastian	2B	39	215	78	120	15	17	—	.921
"	SS	18	76	23	45	4	8	—	.895
Ferguson	P	37	76	16	54	4	6	—	.921
"	2B	27	132	57	65	4	10	—	.924
Gunning	C	28	210	133	55	6	22	17	.895
Daily	CF@	22	41	25	2	0	14	—	.659
		128	5366	3380	1515	76	471	96	.912

	G	IP	H	GS	CG	W	L	SO	BB	Sh	Sv	ERA	HB	WP	HR
Dan Casey	45	390.1	377	45	43	28	13	119	115	4	0	2.86	14	16	15
Charlie Buffinton	40	332.1	352	38	35	21	17	160	92	1	0	3.66	4	25	16
Charlie Ferguson	37	297.1	297	33	31	22	10	125	47	2	1	3.00	11	5	13
Al Maul	7	50.1	72	5	4	4	2	18	15	0	0	5.54	2	4	2
Ed Daily (1)	6	41.1	52	5	4	0	4	7	25	0	0	7.19	0	4	2
Jim Devlin	2	18	20	2	2	0	2	6	10	0	0	6.00	3	1	0
Jim Fogarty	1	3	3	0	0	0	0	0	1	0	0	9.00	0	1	0
		1132.2	1173	128	119	75	48	435	305	7	1	3.47	34	56	48

CHICAGO

Cap Anson
West Side Park I

	G	AB	H	R	2B	3B	HR	RBI	BB	SB	SO	HBP	BA	SA	OBP	
CF Jimmy Ryan	126	508	145	117	23	10	11	74	53	50	19	6	.285	.435	.360	
2B Fred Pfeffer	123	479	133	95	21	6	16	89	34	57	20	1	.278	.447	.327	
1B Cap Anson	122	472	164	107	33	13	7	102	60	27	18	1	.347	.517	.422	
LF Marty Sullivan	115	472	134	98	13	16	7	77	36	35	53	4	.284	.424	.340	
3B Ned Williamson	129	439	117	77	20	14	9	78	73	45	57	5	.267	.437	.377	
SS Tom Burns	115	424	112	57	20	10	3	60	34	32	32	1	.264	.380	.320	
C Tom Daly	74	256	53	45	10	4	2	17	22	29	25	0	.207	.301	.270	
P John Clarkson	63	215	52	40	5	5	6	25	11	6	25	0	.242	.395	.279	
RF Billy Sunday	50	199	58	41	6	6	3	32	21	34	20	0	.291	.427	.362	
C Silver Flint	49	187	50	22	8	6	3	21	4	7	28	0	.267	.422	.283	
P George Van Haltren	45	172	35	30	4	0	3	17	15	12	15	1	.203	.279	.271	
Sub Del Darling	38	141	45	28	7	4	3	20	22	19	18	0	.319	.489	.411	
P Mark Baldwin	41	139	26	18	1	1	4	17	10	4	42	0	.187	.295	.242	
Sub Bob Pettit	32	138	36	29	3	3	2	12	8	16	15	0	.261	.370	.301	
Sub Pat Tebeau	20	68	11	8	3	0	0	10	4	8	4	0	.162	.206	.208	
P Scissors Pyle	4	16	3	1	1	0	1	4	0	1	0	0	.188	.438	.188	
P Charlie Sprague	3	13	2	0	0	0	0	0	0	0	2	0	.154	.154	.154	
P Emil Geiss	3	12	1	0	0	0	0	0	0	0	7	0	.083	.083	.083	
Sub Jocko Flynn	1	0	0	0	0	0	0	0	0	0	0	0	—	—	—	
		127	4350	1177	813	178	98	80	655	407	382	400	20	.271	.412	.336

1B—Anson 122, Daly 2, Flint 2, Baldwin 1, Geiss 1, Pettit 1

2B—Pfeffer 123, Ryan 3, Daly 2, Geiss 1

SS—Williamson 127, Daly 2

3B—Burns 107, Tebeau 20

OF—Ryan 122, Sullivan 115, Sunday 50, Pettit 32, Van Haltren 27, Darling 20, Daly 8, Burns 8, Clarkson 5, Baldwin 5, Pfeffer 2, Pyle 1, Sprague 1, Flynn 1

C—Daly 64, Flint 47, Darling 20, Anson 1, Pettit 1

P—Clarkson 60, Baldwin 40, Van Haltren 20, Ryan 8, Pyle 4, Sprague 3, Geiss 1, Pettit 1, Williamson 1, Sullivan 1

	Pos	G	TC	PO	A	DP	E	PB	FA
Williamson	SS	127	555	133	361	31	61	—	.890
Pfeffer	2B	123	867	393	402	68	72	—	.917
Anson	1B	122	1338	1232	70	75	36	1	.973
Ryan	CF	122	230	164	33	7	33	—	.857
Sullivan	LF	115	235	189	10	0	36	—	.847
Burns	3B	107	475	168	246	23	6	—	.872
Daly	C	64	537	354	148	12	35	52	.935
Clarkson	P	60	166	34	125	5	7	—	.958
Sunday	RF	50	107	78	4	2	25	—	.766
Flint	C	47	361	255	73	3	33	30	.909
Baldwin	P	40	58	7	45	0	6	—	.897
Pettit	RF@	32	47	34	8	0	5	2	.894
Van Haltren	RF@	27	41	37	1	1	3	—	.927
"	P	20	40	10	25	1	5	—	.875
Darling	C	20	173	114	41	2	17	30	.901
"	RF@	20	28	18	4	1	6	—	.786
Tebeau	3B	20	62	19	34	4	9	—	.855
		127	5507	3352	1683	99	472	115	.914

	G	IP	H	GS	CG	W	L	SO	BB	Sh	Sv	ERA	HB	WP	HR
John Clarkson	60	523	513	59	56	38	21	237	92	2	0	3.08	8	25	20
Mark Baldwin	40	334	329	39	35	18	17	164	122	1	1	3.40	17	41	23
George Van Haltren	20	161	177	18	18	11	7	76	66	1	1	3.86	16	9	7
Jimmy Ryan	8	45	53	3	2	2	1	14	17	0	0	4.20	6	3	3
Scissors Pyle	4	26.2	32	4	3	1	3	5	21	0	0	4.73	2	4	1
Charlie Sprague	3	22	24	3	2	1	0	9	13	0	0	4.91	4	1	1
Emil Geiss	1	9	17	1	1	0	1	4	3	0	0	8.00	0	0	0
Marty Sullivan	1	2.1	6	0	0	0	0	1	1	0	0	7.71	0	0	0
Ned Williamson	1	2	2	0	0	0	0	0	1	0	0	9.00	0	0	0
Bob Pettit	1	1	3	0	0	0	0	2	0	1	1	0.00	0	3	0
	1126	1156	127	117	71	50	510	338	4	3	3.46	53	86	55	

NEW YORK

Jim Mutrie

Polo Grounds I

	G	AB	H	R	2B	3B	HR	RBI	BB	SB	SO	HBP	BA	SA	OBP
SS John Ward	129	545	184	114	16	5	1	53	29	111	12	4	.338	.391	.375
1B Roger Connor	127	471	134	113	26	22	17	104	75	43	50	8	.285	.541	.392
CF George Gore	111	459	133	95	16	5	1	49	42	39	18	7	.290	.353	.358
2B Danny Richardson	122	450	125	79	19	10	3	62	36	41	25	4	.278	.384	.337
LF Mike Tiernan	103	407	117	82	13	12	10	62	32	28	31	3	.287	.452	.344
UT Jim O'Rourke	103	397	113	73	15	13	3	88	36	46	11	5	.285	.411	.352
3B Buck Ewing	77	318	97	83	17	13	6	44	30	26	33	3	.305	.497	.370
RF Pat Gillespie	76	295	78	40	9	3	3	37	12	37	21	5	.264	.346	.304
Sub Mike Dorgan	71	283	73	41	10	0	0	34	15	22	20	3	.258	.293	.302

THE ANNUAL RECORD

	G	AB	H	R	2B	3B	HR	RBI	BB	SB	SO	HBP	BA	SA	OBP
P Tim Keefe	56	191	42	27	7	6	2	23	20	2	41	0	.220	.351	.294
C Will Brown	49	170	37	17	3	2	0	25	10	10	15	3	.218	.259	.273
P Mickey Welch	41	148	36	16	4	2	2	15	6	2	1	1	.243	.338	.277
Sub Pat Deasley	30	118	37	12	5	0	0	23	9	3	7	1	.314	.356	.367
Sub John Rainey	13	58	17	6	3	0	0	12	5	0	6	0	.293	.345	.349
Sub Pat Murphy	17	56	12	4	2	0	0	4	2	1	4	0	.214	.250	.241
P Bill George	13	53	9	6	0	0	0	5	1	2	6	0	.170	.170	.185
P Mike Mattimore	8	32	8	5	1	0	0	4	0	1	6	0	.250	.281	.250
P Cannonball Titcomb (2)	9	29	2	1	0	0	0	1	1	1	9	0	.069	.069	.100
Sub Gil Hatfield	2	7	3	2	1	0	0	3	0	0	1	0	.429	.571	.429
P Bill Swaback	2	7	0	0	0	0	0	0	0	0	4	0	.000	.000	.000
Sub Buck Becannon	1	5	0	0	0	0	0	0	0	0	2	0	.000	.000	.000
P John Roach	1	4	1	0	0	0	0	1	0	0	1	0	.250	.250	.250
Sub Joe Gerhardt (1)	1	4	0	0	0	0	0	0	0	0	0	0	.000	.000	.000
Sub Roger Carey	1	4	0	0	0	0	0	2	0	0	1	0	.000	.000	.000
P Stump Wiedman (3)	1	3	1	0	0	0	0	0	0	0	0	0	.333	.333	.333
Sub Candy Nelson (2)	1	2	0	0	0	0	0	0	0	0	1	0	.000	.000	.000
<hr/>															
	129	4516	1259	816	167	93	48	651	361	415	326	47	.279	.389	.339

1B—Connor 127, Dorgan 2
 2B—Richardson 108, Ewing 19, O'Rourke 2, Carey 1
 SS—Ward 129, Deasley 1
 3B—Ewing 51, O'Rourke 38, Rainey 17, Richardson 14, Deasley 7, Brown 3, Hatfield 2, Gillespie 1, Nelson 1, Becannon 1, Gerhardt 1
 OF—Gore 111, Tiernan 103, Gillespie 76, Dorgan 69, O'Rourke 28, Mattimore 2, Brown 2, Keefe 2, Welch 1, George 1
 C—Brown 46, O'Rourke 40, Deasley 24, Murphy 17, Ewing 8,
 P—Keefe 56, Welch 40, George 13, Titcomb 9, Mattimore 7, Tiernan 5, Swaback 2, Roach 1, Wiedman 1, Richardson 1

	Pos	G	TC	PO	A	DP	E	PB	FA
Ward	SS	129	756	226	469	53	61	—	.919
Connor	1B	127	1379	1325	44	67	10	—	.993
Gore	CF	111	271	221	20	7	30	—	.889
Richardson	2B	108	691	257	384	46	50	—	.928
"	3B	14	54	16	29	1	9	—	.833
Tiernan	LF	103	185	150	10	3	25	—	.865
Gillespie	RF@	76	111	91	14	1	6	—	.946
Dorgan	RF	69	154	128	6	0	20	—	.870
Keefe	P	56	134	17	102	1	15	—	.888
Ewing	3B	51	205	76	101	6	28	0	.863
"	2B	19	121	39	62	9	20	—	.835
Brown	C	46	326	229	69	5	28	51	.914
O'Rourke	C	40	228	137	66	4	25	37	.890
"	3B	38	114	46	50	2	18	—	.842
"	LF@	28	72	60	7	0	5	—	.931
Welch	P	40	80	17	51	0	12	—	.850
Deasley	C	24	135	86	31	0	18	15	.867
Murphy	C	17	124	79	26	3	19	9	.847
Rainey	3B	17	55	19	26	3	10	—	.818
George	P	13	41	8	27	0	6	—	.854
<hr/>									
		129	5428	3317	1680	83	431	112	.920

	G	IP	H	GS	CG	W	L	SO	BB	Sh	Sv	ERA	HB	WP	HR
Tim Keefe	56	476.2	428	56	54	35	19	189	109	2	0	3.12	11	37	11
Mickey Welch	41	346	339	40	39	22	15	115	91	2	0	3.36	5	16	7

	G	IP	H	GS	CG	W	L	SO	BB	Sh	Sv	ERA	HB	WP	HR
Bill George	13	108	126	13	11	3	9	49	89	0	0	5.25	14	22	1
Cannonball Titcomb (2)	9	72	68	9	9	4	3	34	37	0	0	4.13	1	3	3
Mike Mattimore	7	57.1	47	7	6	3	3	12	28	1	0	2.35	4	3	2
Mike Tiernan	5	19.2	33	0	0	1	2	3	7	0	1	8.69	1	1	2
Bill Swaback	2	16	27	2	2	0	2	6	6	0	0	5.06	1	0	1
John Roach	1	8	18	1	1	0	1	3	4	0	0	11.25	1	1	0
Stump Wiedman (3)	1	8	10	1	1	0	1	4	2	0	0	1.13	0	1	0
Danny Richardson	1	0	0	0	0	0	0	0	1	0	0	—	0	0	0
	1113.2	1096	129	123	68	55	415	373	5	1	3.58	38	84	27	

BOSTON

Mike Kelly (49-43) John Morrill (12-17)

South End Grounds I

	G	AB	H	R	2B	3B	HR	RBI	BB	SB	SO	HBP	BA	SA	OBP
CF Dick Johnston	127	507	131	87	13	20	5	77	16	52	35	0	.258	.393	.281
1B John Morrill	127	504	141	79	32	6	12	81	37	19	86	1	.280	.438	.330
RF Mike Kelly	116	484	156	120	34	11	8	63	55	84	40	1	.322	.488	.393
3B Billy Nash	121	475	140	100	24	12	6	94	60	43	30	2	.295	.440	.376
SS Sam Wise	113	467	156	103	27	17	9	92	36	43	44	7	.334	.522	.390
LF Joe Hornung	98	437	118	85	10	6	5	49	17	41	28	3	.270	.355	.302
UT Ezra Sutton	77	326	99	58	14	9	3	46	13	17	6	6	.304	.429	.342
2B Jack Burdock	65	237	61	36	6	0	0	29	18	19	22	4	.257	.283	.320
C Eddie Tate	60	231	60	34	5	3	0	27	8	7	9	4	.260	.307	.296
P Charley Radbourn	51	175	40	25	2	2	1	24	18	6	21	2	.229	.280	.308
Sub Bobby Wheelock	47	166	42	32	4	2	2	15	15	20	15	0	.253	.337	.315
P Dick Conway	42	145	36	20	4	1	0	10	16	5	16	1	.248	.290	.327
P Kid Madden	37	132	32	23	2	3	1	10	12	6	17	2	.242	.326	.315
C Con Daily	36	120	19	12	5	0	0	13	9	7	8	2	.158	.200	.229
Sub Tom O'Rourke	22	78	12	12	3	0	0	10	7	4	6	1	.154	.192	.233
P Bill Stemmeyer	15	47	12	5	0	2	1	9	3	0	9	1	.255	.404	.314
	127	4531	1255	831	185	94	53	649	340	373	392	37	.277	.394	.333

1B—Morrill 127

2B—Burdock 65, Kelly 30, Wise 16, Sutton 13, Wheelock 4

SS—Wise 72, Sutton 37, Wheelock 20, Kelly 2

3B—Nash 117, Sutton 11, Kelly 2, O'Rourke 1

OF—Johnston 127, Hornung 98, Kelly 61, Wheelock 28, Wise 27, Sutton 18, Conway 16, Tate 8, Nash 5, Radbourn 2, Madden 1, O'Rourke 1

C—Tate 53, Daily 36, Kelly 24, O'Rourke 21

P—Radbourn 50, Madden 37, Conway 26, Stemmeyer 15, Kelly 2

	Pos	G	TC	PO	A	DP	E	PB	FA
Morrill	1B	127	1302	1231	50	76	21	—	.984
Johnston	CF	127	400	339	34	9	27	—	.933
Nash	3B	117	499	207	242	19	50	—	.884
Hornung	LF	98	230	192	23	3	15	—	.935
Wise	SS	72	443	152	233	22	58	—	.869
"	LF@	27	56	39	7	2	10	—	.821
"	2B	16	102	40	49	5	13	—	.873
Burdock	2B	65	346	117	188	34	41	—	.882
Kelly	RF	61	104	78	11	2	15	—	.856
"	2B	30	228	88	105	19	35	—	.846
"	C	24	130	80	35	3	15	21	.885
Tate	C	53	344	209	109	6	26	24	.924
Radbourn	P	50	99	15	69	3	15	—	.848

THE ANNUAL RECORD

	Pos	G	TC	PO	A	DP	E	PB	FA
Sutton	SS	37	328	113	174	10	41	—	.875
"	RF@	18	24	21	0	0	3		.875
"	2B	13	82	26	47	1	9		.890
"	3B	11	36	18	13	1	5		.861
Madden	P	37	76	4	59	1	13	—	.829
Daily	C	36	190	125	44	3	21	29	.889
Wheelock	RF@	28	41	35	1	0	5	—	.878
"	SS	20	115	33	68	5	14		.878
Conway	P	26	58	4	49	0	5	—	.914
"	RF@	16	33	21	4	0	8		.758
O'Rourke	C	21	139	80	28	3	31	16	.777
Stemmeyer	P	15	20	1	16	0	3	—	.850
		127	5501	3302	1677	94	522	90	.905

	G	IP	H	GS	CG	W	L	SO	BB	Sh	Sv	ERA	HB	WP	HR
Charley Radbourn	50	425	505	50	48	24	23	87	133	1	0	4.55	14	20	20
Kid Madden	37	321	317	37	36	22	14	81	122	3	0	3.79	20	10	20
Dick Conway	26	222.1	249	26	25	9	15	45	86	0	0	4.66	7	17	10
Bill Stemmeyer	15	119.1	138	14	14	6	8	41	41	0	1	5.20	2	12	4
Mike Kelly	2	13	17	0	0	0	0	0	14	0	0	3.46	0	5	1
		1100.2	1226	127	123	61	60	254	396	4	1	4.41	43	64	55

PITTSBURGH

Horace Phillips

Recreation Park

	G	AB	H	R	2B	3B	HR	RBI	BB	SB	SO	HBP	BA	SA	OBP
RF John Coleman	115	475	139	75	21	11	2	54	31	25	40	1	.293	.396	.337
2B Pop Smith	122	456	98	69	12	7	2	54	30	30	48	13	.215	.285	.283
3B Art Whitney	119	431	112	57	11	4	0	51	55	10	18	2	.260	.304	.346
UT Fred Carroll	102	421	138	71	24	15	6	54	36	23	21	2	.328	.499	.383
SS Willie Kuehne	102	402	120	68	18	15	1	41	14	17	39	1	.299	.425	.324
LF Abner Dalrymple	92	358	76	45	18	5	2	31	45	29	43	6	.212	.307	.311
C Doggie Miller	88	342	83	58	17	4	1	34	35	33	13	2	.243	.325	.317
1B Sam Barkley	89	340	76	44	10	4	1	35	30	6	24	4	.224	.285	.294
1B Alex McKinnon	48	200	68	26	16	4	1	30	8	6	9	0	.340	.475	.365
P Jim Galvin	49	193	41	10	7	3	2	22	2	5	47	0	.212	.311	.221
CF Tom Brown (1)	47	192	47	30	3	4	0	6	11	12	40	1	.245	.302	.289
Sub Ed Beecher	41	169	41	15	8	0	2	22	7	8	8	2	.243	.325	.281
Sub Jocko Fields	43	164	44	26	9	2	0	17	7	7	13	2	.268	.348	.306
P Jim McCormick	36	136	33	12	7	0	0	18	2	9	0	0	.243	.294	.254
P Ed Morris	38	126	25	15	2	0	0	10	5	1	16	2	.198	.214	.241
P Bill Bishop	3	9	0	0	0	0	0	0	1	0	2	0	.000	.000	.100
		125	4414	1141	621	183	78	20	479	319	221	38	.258	.349	.314

1B—Barkley 53, McKinnon 48, Carroll 17, Kuehne 4, Fields 3, Coleman 2

2B—Smith 89, Barkley 36

SS—Kuehne 91, Smith 33, Carroll 1

3B—Whitney 119, Kuehne 4, Miller 1, Fields 1

OF—Coleman 115, Dalrymple 92, Brown 47, Carroll 46, Beecher 41, Fields 27, Miller 14, Kuehne 3, Galvin 1

C—Miller 73, Carroll 40, Fields 14

P—Galvin 49, Morris 38, McCormick 36, Bishop 3, Fields 1

	Pos	G	TC	PO	A	DP	E	PB	FA
Whitney	3B	119	436	166	237	13	33	—	.924
Coleman	RF	115	257	214	17	3	26	—	.899
Dalrymple	LF	92	220	184	14	1	22	—	.900
Kuehne	SS	91	505	136	310	29	59	—	.883
Smith	2B	89	572	225	298	32	49	—	.914
"	SS	33	206	71	119	7	16	—	.922
Miller	C	73	349	266	58	1	25	47	.928
"	CF@	14	37	28	3	1	6	—	.838
Barkley	1B	53	579	552	15	24	12	—	.979
"	2B	36	251	112	114	14	25	—	.900
Galvin	P	49	156	22	123	2	11	—	.929
McKinnon	1B	48	520	483	25	27	12	—	.977
Brown	CF	47	161	130	10	0	21*	—	.870
Carroll	CF@	46	126	96	9	0	21	—	.833
"	C	40	236	176	33	3	27	36	.886
"	1B	17	201	177	10	6	14	—	.930
Beecher	CF@	41	106	85	12	1	9	—	.915
Morris	P	38	62	5	52	1	5	—	.919
McCormick	P	36	109	13	88	1	8	—	.927
Fields	LF@	27	60	52	4	0	4	—	.933
"	C	14	101	67	24	2	10	16	.901
		125	5347	3326	1596	70	425	99	.921

	G	IP	H	GS	CG	W	L	SO	BB	Sh	Sv	ERA	HB	WP	HR
Jim Galvin	49	440.2	490	48	47	28	21	76	67	3	0	3.29	11	7	12
Jim McCormick	36	322.1	377	36	36	13	23	77	84	0	0	4.30	12	16	12
Ed Morris	38	317.2	375	38	37	14	22	91	71	1	0	4.31	8	13	13
Bill Bishop	3	27	45	3	3	0	3	4	22	0	0	13.33	2	4	2
Jocko Fields	1	1	0	0	0	0	0	0	2	0	0	0.00	0	1	0
		1108.1	1287	125	123	55	69	248	246	4	0	4.12	33	41	39

WASHINGTON**John Gaffney**

Swampoodle Grounds (also known as Capitol Park)

	G	AB	H	R	2B	3B	HR	RBI	BB	SB	SO	HBP	BA	SA	OBP
CF Paul Hines	123	478	147	83	32	5	10	72	48	46	24	8	.308	.458	.380
1B Billy O'Brien	113	453	126	71	16	12	19	73	21	11	17	5	.278	.492	.317
3B Jim Donnelly	117	425	85	51	9	6	1	46	16	42	26	3	.200	.256	.234
LF Cliff Carroll	103	420	104	79	17	4	4	37	17	40	30	9	.248	.336	.291
2B Al Myers	105	362	84	45	9	5	2	36	40	18	26	2	.232	.301	.312
SS Jack Farrell	87	339	75	40	14	9	0	41	20	31	12	1	.221	.316	.267
C Connie Mack	82	314	63	35	6	1	0	20	8	26	17	3	.201	.226	.228
RF Ed Daily (2)	78	311	78	39	6	10	2	36	14	26	27	1	.251	.354	.285
Sub George Shoch	70	264	63	47	9	1	1	18	21	29	16	4	.239	.292	.304
Sub Pat Dealey	58	212	55	33	8	2	1	18	8	36	8	2	.259	.330	.293
P Jim Whitney	54	201	53	29	9	6	2	22	18	10	24	0	.264	.398	.324
P Hank O'Day	36	116	23	10	3	0	0	7	7	1	15	0	.198	.224	.244
Sub Bill Krieg	25	95	24	9	4	1	2	17	7	2	5	1	.253	.379	.311
P Frank Gilmore	28	93	6	4	0	0	0	1	7	2	46	1	.065	.065	.139
Sub Barney Gilligan	28	90	18	7	2	0	1	6	5	2	18	0	.200	.256	.242
P Dupee Shaw	21	70	13	7	2	0	0	3	8	1	14	0	.186	.214	.269
Sub John Irwin	8	31	11	6	2	0	2	3	3	6	6	1	.355	.613	.429
Sub Sam Crane	7	30	9	6	1	1	0	1	1	5	6	0	.300	.400	.323
Sub Jerry O'Brien	1	4	0	0	0	0	0	0	0	0	2	0	.000	.000	.000

THE ANNUAL RECORD

	G	AB	H	R	2B	3B	HR	RBI	BB	SB	SO	HBP	BA	SA	OBP
Sub Bill Wright	1	3	2	0	0	0	0	0	0	0	0	0	.667	.667	.667
P George Keefe	1	3	0	0	0	0	0	0	0	0	0	0	.000	.000	.000
	126	4314	1039	601	149	63	47	457	269	334	339	41	.241	.337	.292

1B—B. O'Brien 104, Krieg 16, Hines 7
 2B—Myers 78, Farrell 40, Hines 5, B. O'Brien 2, Mack 2, J. O'Brien 1, Shoch 1
 SS—Farrell 48, Myers 27, Dealey 23, Crane 7, Shoch 6, O'Day 6, Irwin 5, Hines 4, Gilligan 3, Donnelly 2
 3B—Donnelly 115, Dealey 5, B. O'Brien 4, Irwin 4
 OF—Hines 109, Carroll 103, Daily 77, Shoch 63, Krieg 9, Whitney 7, Dealey 5, Mack 5, B. O'Brien 4, O'Day 2, Gilligan 1
 C—Mack 76, Dealey 28, Gilligan 26, Wright 1
 P—Whitney 47, Gilmore 30, O'Day 30, Shaw 21, Daily 1, Keefe 1

	Pos	G	TC	PO	A	DP	E	PB	FA
Donnelly	3B	115	474	136	275	21	63	—	.867
Hines	CF	109	219	180	14	5	25	—	.886
B. O'Brien	1B	104	1217	1159	26	53	32	—	.974
Carroll	LF	103	183	146	19	6	18	—	.902
Daily	RF	77	145	116	8	1	21	—	.855
Myers	2B	78	485	193	248	23	44	—	.909
"	SS	27	177	51	93	6	33	—	.814
Mack	C	76	563	391	119	15	53	76	.906
Shoch	RF@	63	145	115	15	3	15	—	.897
Farrell	SS	48	282	91	156	14	35	—	.876
"	2B	40	221	70	131	5	20	—	.910
Whitney	P	47	116	13	92	5	11	—	.905
O'Day	P	30	61	11	47	3	3	—	.951
Dealey	C	28	175	121	42	4	12	26	.931
"	SS	23	108	34	58	5	16	—	.852
Gilmore	P	30	33	3	28	0	2	—	.939
Gilligan	C	26	151	94	38	3	19	27	.874
Krieg	1B	16	149	140	5	5	4	—	.973
		126	5343	3266	1594	77	483	129	.909

	G	IP	H	GS	CG	W	L	SO	BB	Sh	Sv	ERA	HB	WP	HR
Jim Whitney	47	404.2	430	47	46	24	21	146	42	2	0	3.22	16	14	16
Hank O'Day	30	254.2	255	30	29	8	20	86	109	0	0	4.17	9	31	15
Frank Gilmore	30	234.2	247	27	27	7	20	114	92	1	0	3.87	13	14	7
Dupee Shaw	21	181.1	263	20	20	7	13	47	46	0	0	6.45	3	3	8
George Keefe	1	8	16	1	1	0	1	0	4	0	0	9.00	2	2	1
Ed Daily (2)	1	7	5	1	1	0	1	3	6	0	0	7.71	0	1	0
		1090.1	1216	126	124	46	76	396	299	3	0	4.19	43	65	47

INDIANAPOLIS

Watch Burnham (6-22) Fred Thomas (11-18) Horace Fogel (20-49)

Athletic Park I

	G	AB	H	R	2B	3B	HR	RBI	BB	SB	SO	HBP	BA	SA	OBP
3B Jerry Denny	122	510	165	86	34	12	11	97	13	29	22	3	.324	.502	.344
SS Jack Glasscock	122	483	142	91	18	7	0	40	41	62	8	10	.294	.360	.361
LF Emmett Seery	122	465	104	104	18	15	4	28	71	48	68	4	.224	.353	.331
2B Charlie Bassett	119	452	104	41	14	6	1	47	25	25	31	5	.230	.294	.278
1B Otto Schomberg	112	419	129	91	18	16	5	83	56	21	32	6	.308	.463	.397

	G	AB	H	R	2B	3B	HR	RBI	BB	SB	SO	HBP	BA	SA	OBP
CF Jack McGeachy	99	405	109	49	17	3	1	56	5	27	16	1	.269	.333	.280
RF Patsy Cahill	68	263	54	22	4	3	0	26	9	34	5	1	.205	.243	.234
C George Myers	69	235	51	25	8	1	1	20	22	36	7	5	.217	.272	.298
C Tug Arundel	43	157	31	13	4	0	0	13	8	8	12	1	.197	.223	.241
C Mert Hackett	42	147	35	12	6	3	2	10	7	4	24	2	.238	.361	.282
P Henry Boyle	41	141	27	17	9	1	2	13	9	2	18	2	.191	.312	.250
Sub Tom Brown (2)	36	140	25	20	3	0	2	9	8	13	25	1	.179	.243	.228
P John Healy	41	138	24	14	4	2	3	14	4	7	42	2	.174	.297	.208
Sub Mark Polhemus	20	75	18	6	1	0	0	8	2	4	9	0	.240	.253	.260
Sub Gid Gardner	18	63	11	8	1	0	1	8	12	7	11	0	.175	.238	.307
P Lev Shreve (2)	14	49	13	6	1	0	0	4	3	2	4	0	.265	.286	.308
Sub Bill Johnson	11	42	8	3	0	0	0	3	0	5	6	1	.190	.190	.209
P Sam Moffett	11	41	5	6	1	0	0	1	1	2	6	0	.122	.146	.143
Sub Henry Jackson	10	38	10	1	1	0	0	3	0	2	12	0	.263	.289	.263
P John Kirby (1)	8	29	4	3	0	1	0	2	0	0	7	0	.138	.207	.138
P Doc Leitner	8	27	4	3	0	0	0	0	0	1	5	0	.148	.148	.148
P Hank Morrison	7	26	3	4	0	0	0	3	2	2	4	0	.115	.115	.179
P Fred Fass	4	11	2	1	0	0	0	0	0	1	3	0	.182	.182	.182
P Larry Corcoran	3	10	2	2	0	0	0	0	2	2	1	0	.200	.200	.333
P John Sowders	1	2	0	0	0	0	0	0	0	0	1	0	.000	.000	.000
	127	4368	1080	628	162	70	33	488	300	334	379	44	.247	.339	.302

1B—Schomberg 112, Jackson 10, Myers 6, Hackett 1, Arundel 1

2B—Bassett 119, Gardner 7, Denny 1

SS—Glasscock 122, Denny 4, Cahill 1, Seery 1

3B—Denny 116, Cahill 9, McGeachy 1, Myers 1

OF—Seery 122, McGeachy 98, Cahill 56, Brown 36, Polhemus 20, Myers 15, Gardner 11, Johnson 11, Moffett 5, Boyle 4, Kirby 3, Corcoran 2, Arundel 2, Hackett 2, Schomberg 1, Denny 1, Morrison 1, Sowders 1, Fast 1

C—Myers 50, Arundel 42, Hackett 40

P—Healy 41, Boyle 38, Shreve 14, Leitner 8, Kirby 8, Morrison 7, Moffett 6, Cahill 6, Fass 4, Corcoran 2, Glasscock 1, McGeachy 1, Sowders 1

	Pos	G	TC	PO	A	DP	E	PB	FA
Glasscock	SS	122	777	211	493	58	73	—	.906
Seery	LF	122	275	220	25	2	30	—	.891
Bassett	2B	119	770	273	444	62	53	—	.931
Denny	3B	116	521	201	262	21	58	—	.889
Schomberg	1B	112	1299	1216	28	76	55	—	.958
McGeachy	CF	98	283	231	22	3	30	—	.894
Cahill	RF	56	115	84	11	1	20	—	.826
Myers	C	50	252	176	58	8	18	43	.929
"	RF@	15	23	21	1	1	1	—	.957
Arundel	C	42	251	153	64	5	34	46	.865
Healy	P	41	70	7	51	0	12	—	.829
Hackett	C	40	192	128	52	4	12	37	.938
Boyle	P	38	57	11	41	2	5	—	.912
Brown	CF@	36	80	58	7	2	15*	—	.813
Polhemus	RF@	20	39	21	8	0	10	—	.744
Shreve	P	14	24	1	18	0	5	—	.792
Gardner	RF@	11	14	13	1	0	0	—	1.000
Johnson	RF@	11	17	11	2	0	4	—	.765
Jackson	1B	10	119	108	3	7	8	—	.933
		127	5423	3243	1701	105	479	126	.912

THE ANNUAL RECORD

	G	IP	H	GS	CG	W	L	SO	BB	Sh	Sv	ERA	HB	WP	HR
John Healy	41	341	415	41	40	12	29	75	108	3	0	5.17	15	39	24
Henry Boyle	38	328	356	38	37	13	24	85	69	0	0	3.65	12	13	11
Lev Shreve (2)	14	122	141	14	14	5	9	22	65	1	0	4.72	4	6	5
Doc Leitner	8	65	69	8	8	2	6	27	41	0	0	5.68	0	12	6
John Kirby (1)	8	62	70	8	5	1	6	7	43	0	0	6.10	2	4	3
Hank Morrison	7	57	79	7	5	3	4	13	27	0	0	7.58	1	7	2
Sam Moffett	6	50	47	6	6	1	5	3	23	0	0	3.78	4	3	1
Patsy Cahill	6	22	40	1	1	0	2	5	19	0	0	14.32	2	4	2
Fred Fass	4	15.2	25	2	1	0	1	0	8	0	1	10.34	2	4	1
Larry Corcoran	2	15	23	2	1	0	2	4	19	0	0	12.60	2	0	3
Jack McGeachy	1	6.1	13	0	0	0	1	3	4	0	0	11.37	0	1	2
John Sowders	1	3	11	0	0	0	0	0	5	0	0	21.00	0	4	0
Jack Glasscock	1	1	0	0	0	0	0	1	0	0	0	0.00	0	0	0
		1088	1289	127	118	37	89	245	431	4	1	5.24	46	93	60

WORLD'S SERIES

Detroit (NL) defeated St. Louis (AA) 10 games to 5

- Game 1 at Sportsman's Park (StL), Oct. 10: StL (Caruthers) 6, Det (Getzein) 1
- Game 2 at Sportsman's Park (StL), Oct. 11: Det (Conway) 5, StL (Foutz) 3
- Game 3 at Recreation Park (Det), Oct. 12: Det (Getzein) 2, StL (Caruthers) 1 (13 innings)
- Game 4 at Recreation Park (Pit), Oct. 13: Det (Baldwin) 8, StL (King) 0
- Game 5 at Washington Park (Bro), Oct. 14: StL (Caruthers) 5, Det (Conway) 2
- Game 6 at Polo Grounds (NY), Oct. 15: Det (Getzein) 9, StL (Foutz) 0
- Game 7 at Baseball Grounds (Phi), Oct. 17: Det (Baldwin) 3, StL (Caruthers) 1
- Game 8 at South Side Grounds (Bos), Oct.18: Det (Getzein) 9, StL (Caruthers) 2
- Game 9 at Baseball Grounds (Phi), Oct. 19: Det (Conway) 4, StL (King) 2
- Game 10 at Swampoodle Grounds (Was), Oct. 21 (AM): StL (Caruthers) 11, Det (Getzein) 4
- Game 11 at Oriole Park (Bal), Oct. 21 (PM): Det (Baldwin) 13, StL (Foutz) 3
- Game 12 at Washington Park (Bro), Oct. 22: StL (King) 5, Det (Conway) 1
- Game 13 at Recreation Park (Det), Oct. 24: Det (Baldwin) 6, StL (Caruthers) 3
- Game 14 at West Side Park (Chi), Oct. 25: Det (Getzein) 4, StL (King) 3
- Game 15 at Sportsman's Park (StL), Oct.26: StL (Caruthers) 9, Det (Getzein) 2

DETROIT

	G	AB	H	R	2B	3B	HR	RBI	BB	SO	SB	BA	SA
UT Hardy Richardson	15	66	13	12	5	2	1	4	1	9	7	.197	.348
SS Jack Rowe	15	63	21	12	1	1	0	7	2	1	5	.333	.397
RF Sam Thompson	15	58	21	8	2	0	2	7	3	3	5	.362	.621
1B/C Charlie Ganzel	14	58	13	5	1	0	0	2	1	2	3	.224	.241
3B/1B Deacon White	15	58	12	8	1	1	0	3	2	0	2	.207	.259
CF Ned Hanlon	15	50	11	5	1	1	0	4	5	1	7	.220	.280
C/1B Charlie Bennett	11	42	11	6	2	1	0	9	3	5	5	.262	.357
2B Fred Dunlap	11	40	6	5	0	1	0	1	0	4	4	.150	.175
P Charlie Getzein	6	20	6	5	2	0	0	2	3	6	1	.300	.400
LF Larry Twitchell	6	20	5	5	1	0	1	3	0	1	1	.250	.300
P Lady Baldwin	5	17	4	1	1	0	0	1	2	2	1	.235	.294
P Pete Conway	4	12	0	0	0	0	0	0	0	2	0	.000	.000
1B/C Sy Sutcliffe	4	11	1	1	0	0	0	0	1	1	1	.091	.091
1B Dan Brouthers	1	3	2	0	0	0	0	0	0	0	0	.667	.667
	15	518	126	73	17	7	4	43	23	37	42	.243	.326

	G	IP	H	GS	CG	W	L	SO	BB	Sh	Sv	ERA
Charlie Getzein	6	58	61	6	6	4	2	17	15	1	0	2.48
Lady Baldwin	5	42	28	5	5	4	1	4	10	1	0	1.50
Pete Conway	4	33	31	4	4	2	2	10	6	0	0	3.00
		133	120	15	15	10	5	31	31	2	0	2.30

ST. LOUIS

	G	AB	H	R	2B	3B	HR	RBI	BB	SO	SB	BA	SA
LF Tip O'Neill	15	65	13	7	2	1	1	5	0	2	0	.200	.308
1B/OF Charlie Comiskey	15	62	19	8	2	0	0	2	1	1	4	.306	.339
UT Dave Foutz	15	59	10	4	2	1	0	1	2	3	0	.169	.237
3B Arlie Latham	15	58	17	12	1	0	0	1	9	2	15	.293	.310
CF Curt Welch	15	58	12	6	3	1	1	6	0	2	1	.207	.345
SS Bill Gleason	13	49	8	3	0	0	0	1	3	2	1	.163	.163
2B Yank Robinson	15	46	15	5	5	1	0	4	10	6	4	.326	.478
P/OF Bob Caruthers	10	46	11	2	0	0	0	3	1	1	3	.239	.239
C Doc Bushong	9	29	7	3	0	0	0	1	4	1	0	.241	.241
C Jack Boyle	6	24	5	1	0	0	0	1	0	4	0	.208	.208
P Silver King	4	14	1	0	0	0	0	0	0	3	0	.071	.071
SS Harry Lyons	2	7	2	3	0	0	0	0	1	0	0	.286	.286
	15	517	120	54	15	4	2	25	31	27	28	.232	.288

	G	IP	H	GS	CG	W	L	SO	BB	Sh	Sv	ERA
Bob Caruthers	8	71.2	64	8	8	4	4	19	12	0	0	2.13
Silver King	4	31	26	4	4	1	3	21	2	0	0	2.03
Dave Foutz	3	26	36	3	3	0	3	6	9	0	0	3.46
		128.2	126	15	15	5	10	46	23	0	0	2.38

AMERICAN ASSOCIATION

	G	W	L	Pct	H	R	GB	Attendance
1. St. Louis Browns	138	95	40	.704	58-15	37-25	—	244,000
2. Cincinnati Reds	136	81	54	.600	46-27	35-27	14	185,397
3. Baltimore Orioles	141	77	58	.570	42-21	35-37	18	142,000
4. Louisville Colonels	139	76	60	.559	45-23	31-37	19.5	128,000
5. Philadelphia Athletics	137	64	69	.481	41-27	23-42	30	163,000
6. Brooklyn Grays	138	60	74	.448	36-38	24-36	34.5	273,000
7. New York Metropolitan	138	44	89	.331	25-34	19-55	50	105,000
8. Cleveland Blues	133	39	92	.298	22-36	17-56	54	72,000

	StL	Cin	Bal	Lou	Phi	Bro	NY	Cle	Tot
St. Louis	—	6	16	13	12	16	14	18	95
Cincinnati	12	—	9	8	11	13	17	11	81
Baltimore	3	11	—	7	14	10	15	17	77
Louisville	7	12	11	—	11	12	12	11	76
Philadelphia	8	9	6	8	—	8	11	14	64
Brooklyn	4	7	9	8	10	—	9	13	60
New York	5	3	4	8	7	9	—	8	44
Cleveland	1	6	3	8	4	6	11	—	39
	40	54	58	60	69	74	89	92	536

SEASON LEADERS

Batting Average (300 ABs)

1. O'Neill, St. Louis	.435
2. Browning, Louisville	.402
3. Orr, New York	.369
4. D. Lyons, Philadelphia	.367
5. Caruthers, St. Louis	.3571

Total Bases

1. O'Neill, St. Louis	357
2. Browning, Louisville	299
3. D. Lyons, Philadelphia	298
4. O. Burns, Baltimore	286
5. Reilly, Cincinnati	263

Hits

1. O'Neill, St. Louis	225
2. Browning, Louisville	220
3. D. Lyons, Philadelphia	209
4. Latham, St. Louis	198
5. O. Burns, Baltimore	188

Stolen Bases

1. Nicol, Cincinnati	138
2. Latham, St. Louis	129
3. Comiskey, St. Louis	117
4. Browning, Louisville	103
5. McPhee, Cincinnati	95

PITCHING

Wins

1. Kilroy, Baltimore	46
2. Ramsey, Louisville	37
3. E. Smith, Cincinnati	34
4. King, St. Louis	32
5. Mullane, Cincinnati	31

Complete Games

1. Kilroy, Baltimore	66
2. Ramsey, Louisville	61
3. P. Smith, Baltimore	54
4. Weyhing, Philadelphia	53
5. Seward, Philadelphia	52

ERA (140 Innings)

1. E. Smith, Cincinnati	2.94
2. Kilroy, Baltimore	3.07
3. Mullane, Cincinnati	3.24
4. Caruthers, St. Louis	3.30
5. Ramsey, Louisville	3.43

Slugging Average

1. O'Neill, St. Louis	.691
2. Caruthers, St. Louis	.5467
3. Browning, Louisville	.5466
4. D. Lyons, Philadelphia	.523
5. O. Burns, Baltimore	.519

Home Runs

1. O'Neill, St. Louis	14
2. Reilly, Cincinnati	10
3. O. Burns, Baltimore	9
4. Caruthers, St. Louis	8
Davis, Baltimore	8
Fennelly, Cincinnati	8

Runs

1. O'Neill, St. Louis	167
2. Latham, St. Louis	163
3. Griffin, Baltimore	142
4. Poorman, Philadelphia	140
5. Comiskey, St. Louis	139

Hit By Pitch

1. Tucker, Baltimore	29
2. Y. Robinson, St. Louis	17
3. Reilly, Cincinnati	15
Mann, Cleveland-Phila	15
5. McTamany, Brooklyn	12

Losses

1. Mays, New York	34
2. Crowell, Cleveland	31
3. P. Smith, Baltimore	30
4. Weyhing, Philadelphia	28
5. Ramsey, Louisville	27

Strikeouts

1. Ramsey, Louisville	355
2. Kilroy, Baltimore	217
3. P. Smith, Baltimore	206
4. Weyhing, Philadelphia	193
5. E. Smith, Cincinnati	176

Lowest OOBP

1. E. Smith, Cincinnati	.286
2. Caruthers, St. Louis	.287
3. Ramsey, Louisville	.299
4. Kilroy, Baltimore	.306
Foutz, St. Louis	.306
Seward, Philadelphia	.306

On-base Percentage

1. O'Neill, St. Louis	.490
2. Browning, Louisville	.464
3. Caruthers, St. Louis	.463
4. Y. Robinson, St. Louis	.445
5. D. Lyons, Philadelphia	.421

RBI

1. O'Neill, St. Louis	123
2. Browning, Louisville	118
3. Davis, Baltimore	109
4. Welch, St. Louis	108
Foutz, St. Louis	108

Bases on Balls

1. Radford, New York	106
2. Y. Robinson, St. Louis	92
3. Nicol, Cincinnati	86
4. R. Mack, Louisville	83
5. Fennelly, Cincinnati	82

OPS

1. O'Neill, St. Louis	1.180
2. Browning, Louisville	1.011
3. Caruthers, St. Louis	1.010
4. Lyons, Philadelphia	0.944
5. O. Burns, Baltimore	.933

Innings

1. Kilroy, Baltimore	589.1
2. Ramsey, Louisville	561
3. P. Smith, Baltimore	491.1
4. Seward, Philadelphia	470.2
5. Weyhing, Philadelphia	466.1

Winning Percentage (24 decisions)

1. Caruthers, St. Louis	.763
2. King, St. Louis	.727
3. Kilroy, Baltimore	.708
4. Foutz, St. Louis	.676
5. E. Smith, Cincinnati	.667

Lowest OBA

1. E. Smith, Cincinnati	.230
2. Ramsey, Louisville	.242
3. Seward, Philadelphia	.244
4. Caruthers, St. Louis	.247
5. Kilroy, Baltimore	.253
Weyhing, Philadelphia	.253

FIELDING

Putouts		Assists		Fielding Average	
1B					
Tucker, Baltimore	1346	Comiskey, St. Louis	51	Phillips, Brooklyn	.982
Phillips, Brooklyn	1299	Tucker, Baltimore	50	Reilly, Cincinnati	.980
Reilly, Cincinnati	1267	Phillips, Brooklyn	46	Comiskey, St. Louis	.9761
2B					
Stricker, Cleveland	461	McPhee, Cincinnati	434	Greenwood, Baltimore	.928
McPhee, Cincinnati	442	McClellan, Brooklyn	397	McPhee, Cincinnati	.924
R. Mack, Louisville	366	R. Mack, Louisville	395	Bierbauer, Philadelphia	.921
McClellan, Brooklyn	366				
3B					
Lyons, Philadelphia	255	Pinkney, Brooklyn	290	Pinkney, Brooklyn	.890
Pinkney, Brooklyn	196	Latham, St. Louis	288	Latham, St. Louis	.877
Hankinson, New York	161	Werrick, Louisville	286	Lyons, Philadelphia	.866
SS					
B. White, Louisville	204	B. White, Louisville	431	G. Smith, Brooklyn	.886
McGarr, Philadelphia	198	Fennelly, Cincinnati	421	B. Gleason, St. Louis	.8748
McKean, Cleveland	195	B. Gleason, St. Louis	411	McGarr, Philadelphia	.8746
RF					
Poorman, Philadelphia	237	Wolf, Louisville	27	Wolf, Louisville	.940
Wolf, Louisville	207	Swartwood, Brooklyn	23	Purcell, Baltimore	.925
Purcell, Baltimore	203	Nicol, Cincinnati	20	Nicol, Cincinnati	.918
CF					
Welch, St. Louis	336	McTamany, Brooklyn	32	Corkhill, Cincinnati	.952
Corkhill, Cincinnati	310	Welch, St. Louis	29	Welch, St. Louis	.941
McTamany, Brooklyn	281	Corkhill, Cincinnati	29	Griffin, Baltimore	.924
LF					
O'Neill, St. Louis	247	Allen, Cleveland	22	D. O'Brien, New York	.913
D. O'Brien, New York	244	D. O'Brien, New York	20	Sommer, Baltimore	.906
Allen, Cleveland	222	Sommer, Baltimore	20	O'Neill, St. Louis	.895
C					
K. Baldwin, Cincinnati	381	K. Baldwin, Cincinnati	165	Trott, Baltimore	.915
Trott, Baltimore	373	Snyder, Cleveland	143	Snyder, Cleveland	.905
Boyle, St. Louis	339	W. Robinson, Philadelphia	137	W. Robinson, Philadelphia	.901
P					
Foutz, St. Louis	44	Kilroy, Baltimore	167	Caruthers, St. Louis	.971
Caruthers, St. Louis	40	Mays, New York	144	Hecker, Louisville	.962
Kilroy, Baltimore	37	Morrison, Cleveland	109	Mullane, Cincinnati	.944
Double Plays		Errors		TC/Game	
1B					
Reilly, Cincinnati	84	Tucker, Baltimore	35	Tucker, Baltimore	10.52
Phillips, Brooklyn	62	Comiskey, St. Louis	29	Comiskey, St. Louis	10.47
Comiskey, St. Louis	60	Orr, New York	27	Reilly, Cincinnati	10.44
2B					
McPhee, Cincinnati	76	McClellan, Brooklyn	105	McPhee, Cincinnati	7.3
Stricker, Cleveland	61	Stricker, Cleveland	80	Stricker, Cleveland	7.2
Y. Robinson, St. Louis	52	Y. Robinson, St. Louis	76	Greenwood, Baltimore	6.6
McClellan, Brooklyn	52				

THE ANNUAL RECORD

Double Plays		Errors		TC/Game	
3B					
Lyons, Philadelphia	29	Werrick, Louisville	89	J. Davis, Baltimore	4.03
Pinkney, Brooklyn	26	Lyons, Philadelphia	73	Pinkney, Brooklyn	4.01
Hankinson, New York	26	Carpenter, Cincinnati	70	Hankinson, New York	3.98
SS					
B. White, Louisville	45	McKean, Cleveland	99	G. Smith, Brooklyn	6.1
McGarr, Philadelphia	42	Fennelly, Cincinnati	99	B. White, Louisville	5.5
McKean, Cleveland	32	B. White, Louisville	96	McKean, Cleveland	5.2
RF					
Poorman, Philadelphia	6	Swartwood, Brooklyn	30	Poorman, Philadelphia	2.1
Purcell, Baltimore	5	Poorman, Philadelphia	25	Swartwood, Brooklyn	2.0
Wolf, Louisville	5	Nicol, Cincinnati	19	Wolf, Louisville	1.94
Swartwood, Brooklyn	5				
CF					
McTamany, Brooklyn	8*	Browning, Louisville	46	Welch, St. Louis	3.2
Welch, St. Louis	7	Hotaling, Cleveland	31	Corkhill, Cincinnati	2.8
Browning, Louisville	7	McTamany, Brooklyn	28	Browning, Louisville	2.6
Corkhill, Cincinnati	7				

* C. Jones tied McTamany for the lead in OF double plays, making two playing LF with Cincinnati and six playing CF with New York.

LF					
Allen, Cleveland	6	O'Neill, St. Louis	30	D. O'Brien, New York	2.388
C. Jones, Cincinnati	6	Allen, Cleveland	29	Allen, Cleveland	2.374
D. O'Brien, New York	4	Collins, Louisville	27	Larkin, Philadelphia	2.366
Sommer, Baltimore	4				
C					
Milligan, Philadelphia	10	K. Baldwin, Cincinnati	79	Trott, Baltimore	7.5
Four with	9	Peoples, Brooklyn	59	W. Robinson, Philadelphia	6.9
		Boyle, St. Louis	56	K. Baldwin, Cincinnati	6.5

Leaders in Passed Balls: W. Robinson, Philadelphia (82); K. Baldwin, Cincinnati (81); Boyle, St. Louis (62)

P					
Weyhing, Philadelphia	5	Ramsey, Louisville	31	Mays, New York	3.6
Mullane, Cincinnati	5	Mays, New York	24	Caruthers, St. Louis	3.5
Three with	4	Weyhing, Philadelphia	24	Morrison, Cleveland	3.3

ST. LOUIS
Charlie Comiskey
 Sportsman's Park I

	G	AB	H	R	2B	3B	HR	RBI	BB	SB	HBP	BA	SA	OBP
3B Arlie Latham	136	627	198	163	35	10	2	83	45	129	5	.316	.413	.366
SS Bill Gleason	135	578	172	135	19	1	0	76	41	23	8	.288	.323	.342
CF Curt Welch	131	544	151	98	32	7	3	108	25	89	11	.278	.379	.322
1B Charlie Comiskey	125	538	180	139	22	5	4	103	27	117	7	.335	.416	.374
LF Tip O'Neill	124	517	225	167	52	19	14	123	50	30	5	.435	.691	.490
2B Yank Robinson	125	430	131	102	32	4	1	74	92	75	17	.305	.405	.445
UT Dave Foutz	102	423	151	79	26	13	4	108	23	22	2	.357	.508	.393
RF Bob Caruthers	98	364	130	102	23	11	8	73	66	49	6	.357	.547	.463
C Jack Boyle	88	350	66	48	3	1	2	41	20	7	2	.189	.220	.237
P Silver King	62	222	46	28	6	1	0	19	24	10	0	.207	.243	.285
C Doc Bushong	53	201	51	35	4	0	0	26	11	14	2	.254	.274	.299
Sub Lou Sylvester	29	112	25	20	4	3	1	18	13	13	1	.223	.339	.310
P Ed Knouff (2)	15	56	10	4	1	2	0	6	1	1	1	.179	.268	.207
P Nat Hudson	13	48	12	7	2	1	0	3	4	0	0	.250	.333	.308

	G	AB	H	R	2B	3B	HR	RBI	BB	SB	HBP	BA	SA	OBP
Sub Harry Lyons (2)	2	8	1	2	0	0	0	1	0	2	0	.125	.125	.125
P Joe Murphy	1	6	1	0	0	0	0	0	0	0	0	.167	.167	.167
Sub Mike Goodfellow	1	4	0	0	0	0	0	0	0	0	0	.000	.000	.000
	138	5048	1550	1131	261	78	39	862	442	581	67	.307	.413	.371

1B—Comiskey 116, Foutz 15, Caruthers 7, Boyle 2, Welch 1
 2B—Robinson 117, Comiskey 9, Welch 8, Latham 5, Sylvester 1, Lyons 1
 SS—Gleason 135, Robinson 2
 3B—Latham 132, Robinson 6, Bushong 2, Boyle 1
 OF—O'Neill 124, Welch 123, Caruthers 54, Foutz 50, Sylvester 29, King 17, Knouff 9, Hudson 6, Comiskey 3, Robinson 2, Boyle 2, Bushong 2, Lyons 1
 C—Boyle 86, Bushong 52, Latham 2, Robinson 1, Goodfellow 1
 P—King 46, Foutz 40, Caruthers 39, Hudson 9, Knouff 9, Murphy 1, Robinson 1

	Pos	G	TC	PO	A	DP	E	PB	FA
Gleason	SS	135	663	169	411	27	83	—	.875
Latham	3B	132	505	155	288	17	62	3	.877
O'Neill	LF	124	285	247	8	2	30	—	.895
Welch	CF	123	388	336	29	7	23	—	.941
Robinson	2B	117	751	320	355	52	76	2	.899
Comiskey	1B	116	1215	1135	51	60	29	—	.976
Boyle	C	86	509	339	114	7	52	62	.897
Caruthers	RF	54	113	91	11	1	11	—	.903
"	P	39	136	40	92	0	4	—	.971
Bushong	C	52	317	201	93	3	23	41	.927
Foutz	RF@	50	101	85	6	0	10	—	.901
"	P	40	111	44	57	0	10	—	.910
"	1B	15	158	153	2	11	3	—	.981
King	P	46	91	16	69	0	6	—	.934
"	RF@	17	30	19	1	1	10	—	.667
Sylvester	RF@	29	65	53	7	3	5	—	.923
		138	5767	3592	1694	86	481	110	.917

	G	IP	H	GS	CG	W	L	SO	BB	Sh	Sv	ERA	HB	WP	HR
Silver King	46	390	401	44	43	32	12	128	109	2	1	3.78	17	19	4
Bob Caruthers	39	341	369	39	39	29	9	74	61	2	0	3.30	16	12	6
Dave Foutz	40	339.1	337	38	36	25	12	94	90	1	0	3.87	10	26	7
Nat Hudson	9	67	91	9	7	4	4	15	20	0	0	4.97	4	2	2
Ed Knouff (2)	6	50	40	6	6	4	2	18	36	1	0	4.50	3	1	0
Joe Murphy	1	9	13	1	1	1	0	5	4	0	0	5.00	0	0	0
Yank Robinson	1	3	3	0	0	0	0	0	3	0	1	3.00	1	1	0
—1 forfeit L vs Louisville on July 3 when umpire Young ordered play to continue after it began to rain lightly but manager Comiskey, with his team trailing, refused to do so —															
	1199.1	1254	137	132	95	39	334	323	6	2		3.77	51	61	19

CINCINNATI
Gus Schmelz
 American Park

	G	AB	H	R	2B	3B	HR	RBI	BB	SB	HBP	BA	SA	OBP
1B Long John Reilly	134	551	170	106	35	14	10	96	22	50	15	.309	.477	.352
CF Pop Corkhill	128	541	168	79	19	11	5	97	14	30	4	.311	.414	.333

THE ANNUAL RECORD

	G	AB	H	R	2B	3B	HR	RBI	BB	SB	HBP	BA	SA	OBP
2B Bid McPhee	129	540	156	137	20	19	2	87	55	95	5	.289	.407	.360
SS Frank Fennelly	134	526	140	133	15	16	8	97	82	74	4	.266	.401	.369
3B Hick Carpenter	127	498	124	70	12	6	1	50	19	44	4	.249	.303	.282
RF Hugh Nicol	125	475	102	122	18	2	1	34	86	138	5	.215	.267	.341
C Kid Baldwin	96	388	98	46	15	10	1	57	6	13	4	.253	.351	.271
LF White Wings Tebeau	85	318	94	57	12	5	4	33	31	37	3	.296	.403	.364
P Tony Mullane	56	199	44	35	6	3	3	23	16	20	4	.221	.327	.292
P Elmer Smith	52	186	47	26	10	6	0	23	11	5	1	.253	.371	.298
Sub Jim Keenan	47	174	44	19	4	1	0	17	11	7	1	.253	.287	.301
Sub Charley Jones (1)	41	153	48	28	7	4	2	40	19	7	3	.314	.451	.400
P Billy Serad	22	79	14	9	1	2	0	5	3	0	0	.177	.241	.207
Sub Heinie Kappel	23	78	22	11	3	2	0	15	2	3	1	.282	.372	.309
Sub Jack O'Connor	12	40	4	4	0	0	0	1	2	3	0	.100	.100	.143
P Jumbo McGinnis	8	31	6	8	2	1	0	2	1	1	1	.194	.323	.242
P Mike Shea	2	8	2	1	0	0	0	0	1	0	0	.250	.250	.333
P Mother Watson	2	8	1	1	0	0	0	0	1	0	1	.125	.125	.300
P Bill Widner	1	4	1	0	0	0	0	1	0	0	0	.250	.250	.250
	136	4797	1285	892	179	102	37	678	382	527	56	.268	.371	.329

1B—Reilly 127, Keenan 11

2B—McPhee 129, Kappel 6

SS—Fennelly 134, Kappel 1

3B—Carpenter 127, Kappel 9

OF—Corkhill 128, Nicol 125, Tebeau 84, Jones 41, Reilly 9, Mullane 9, Kappel 7, O'Connor 7, Baldwin 2, Smith 2, Serad 1, Watson 1

C—Baldwin 96, Keenan 38, O'Connor 5

P—Smith 52, Mullane 48, Serad 22, McGinnis 8, Corkhill 5, Shea 2, Watson 2, Widner 1, Tebeau 1

	Pos	G	TC	PO	A	DP	E	PB	FA
Fennelly	SS	134	681	161	421	31	99	—	.855
McPhee	2B	129	948	442	434	76	72	—	.924
Corkhill	CF	128	356	310	29	7	17	—	.952
Reilly	1B	127	1326	1267	33	84	26	—	.980
Carpenter	3B	127	456	144	242	17	70	—	.846
Nicol	RF	125	233	194	20	1	19	—	.918
Baldwin	C	96	625	381	165	9	79	81	.874
Tebeau	LF	84	213	175	14	2	24	—	.887
Smith	P	52	87	7	67	2	13	—	.851
Mullane	P	48	107	29	72	5	6	—	.944
Jones	LF	41	90	74	7	2*	9	—	.900
Keenan	C	38	248	161	67	8	20	26	.919
"	1B	11	93	91	1	7	1	—	.989
Serad	P	22	50	7	37	1	6	—	.880
		136	5730	3547	1699	106	484	115	.916

	G	IP	H	GS	CG	W	L	SO	BB	Sh	Sv	ERA	HB	WP	HR
Elmer Smith	52	447.1	400	52	49	34	17	176	126	3	0	2.94	9	31	5
Tony Mullane	48	416.1	414	48	47	31	17	97	121	6	0	3.24	32	27	11
Billy Serad	22	187.1	201	21	20	10	11	34	80	2	1	4.08	8	12	7
Jumbo McGinnis	8	69.1	85	8	8	3	5	18	43	0	0	5.45	8	9	3
Mike Shea	2	16.2	26	2	1	1	0	10	0	0	0	7.02	0	3	0
Pop Corkhill	5	14.2	22	0	0	1	0	3	5	0	0	5.52	0	1	0
Mother Watson	2	14	22	2	1	0	1	1	6	0	0	5.79	0	3	0
Bill Widner	1	9	11	1	1	1	0	0	2	0	0	5.00	1	1	2
White Wings Tebeau	1	8	21	1	1	0	1	1	3	0	0	13.50	1	1	0
—1 forfeit L vs Louisville on Apr. 30 when a railroad accident prevented Cincinnati from arriving in time for the game—															
		1182.2	1202	135	129	81	53	330	396	11	1	3.58	59	88	28

BALTIMORE

Billy Barnie

Oriole Park I

	G	AB	H	R	2B	3B	HR	RBI	BB	SB	HBP	BA	SA	OBP
RF Blondie Purcell	140	567	142	101	25	8	4	96	48	88	10	.250	.344	.318
SS Oyster Burns	140	551	188	122	33	19	9	99	63	58	5	.341	.519	.414
CF Mike Griffin	136	532	160	142	32	13	3	94	55	94	8	.301	.427	.375
1B Tommy Tucker	136	524	144	114	15	9	6	84	29	85	29	.275	.372	.347
2B Bill Greenwood	118	495	130	114	16	6	0	65	54	71	1	.263	.319	.336
3B Jumbo Davis	130	485	150	81	23	19	8	109	28	49	5	.309	.485	.353
LF Joe Sommer	131	463	123	88	11	5	0	65	63	29	4	.266	.311	.358
C Sam Trott	85	300	77	44	16	3	0	37	27	8	2	.257	.330	.322
P Matt Kilroy	72	239	59	46	5	6	0	25	31	12	1	.247	.318	.336
P Phenomenal Smith	64	205	48	37	7	6	1	18	26	7	1	.234	.341	.323
C Chris Fulmer	56	201	54	52	11	4	0	32	36	35	1	.269	.363	.382
Sub Law Daniels	48	165	41	23	5	1	0	32	8	7	1	.248	.291	.287
P Ed Knouff (1)	9	31	9	4	0	0	0	3	1	1	0	.290	.290	.313
Sub Jackie Hayes	8	28	4	2	3	0	0	3	0	0	0	.143	.250	.143
P Lev Shreve (1)	6	24	4	3	0	1	0	2	1	1	0	.167	.250	.200
P Bill Gardner	4	11	3	2	0	0	0	1	1	0	0	.273	.273	.333
P Ed Keating	1	4	1	0	0	0	0	0	0	0	0	.250	.250	.250
	141	4825	1337	975	202	100	31	765	469	545	68	.277	.380	.349

1B—Tucker 136, Daniels 4, Trott 2

2B—Greenwood 117, Sommer 13, Trott 11, Daniels 2, Burns 1

SS—Burns 98, Davis 43, Sommer 2, Gardner 1, Daniels 1, Trott 1, Kilroy 1

3B—Davis 87, Burns 42, Sommer 10, Hayes 3, Daniels 1, Gardner 1

OF—Purcell 140, Griffin 136, Sommer 110, Daniels 15, Fulmer 8, Smith 7, Kilroy 4, Hayes 4, Trott 3, Knouff 3, Shreve 2, Greenwood 1

C—Trott 69, Fulmer 48, Daniels 26, Hayes 1

P—Kilroy 69, Smith 58, Knouff 9, Shreve 5, Gardner 3, Burns 3, Keating 1, Sommer 1, Purcell 1

	Pos	G	TC	PO	A	DP	E	PB	FA
Purcell	RF	140	239	203	18	5	18	—	.925
Griffin	CF	136	291	256	13	1	22	—	.924
Tucker	1B	136	1431	1346	50	49	35	—	.976
Greenwood	2B	117	773	357	360	33	56	—	.928
Sommer	LF	110	233	191	20	4	22	—	.906
"	2B	13	85	31	43	4	11		.871
"	3B	10	42	14	18	2	10		.762
Burns	SS	98	453	136	245	20	72	—	.841
"	3B	42	179	69	81	3	29		.838
Davis	3B	87	351	91	199	7	61	—	.826
"	SS	43	226	57	132	5	37		.836
Trott	C	69	519	373	102	6	44	54	.915
"	2B	11	70	29	33	4	8		.866
Kilroy	P	69	224	37	167	2	20	—	.911
Smith	P	58	137	9	108	1	20	—	.854
Fulmer	C	48	302	201	73	5	28	52	.907
Daniels	C	26	200	126	37	3	37	37	.815
"	LF@	15	27	22	2	0	3		.889
		141	5957	3654	1745	66	558	145	.906

THE ANNUAL RECORD

	G	IP	H	GS	CG	W	L	SO	BB	Sh	Sv	ERA	HB	WP	HR
Matt Kilroy	69	589.1	585	69	66	46	19	217	157	6	0	3.07	20	46	9
Phenomenal Smith	58	491.1	526	55	54	25	30	206	176	1	0	3.79	14	12	7
Ed Knouff (1)	9	63	79	9	6	2	6	27	41	0	0	7.57	13	11	0
Lev Shreve (1)	5	38	33	5	4	3	1	13	19	1	0	3.79	1	8	0
Bill Gardner	3	13	23	2	1	0	1	3	10	0	0	11.08	1	3	0
Oyster Burns	3	11.1	16	0	0	1	0	2	4	0	0	9.53	3	3	0
Ed Keating	1	9	16	1	1	0	1	0	6	0	0	11.00	0	0	0
Blondie Purcell	1	4	8	0	0	0	0	2	4	0	0	15.75	1	0	0
Joe Sommer	1	1	2	0	0	0	0	0	1	0	0	9.00	0	1	0
		1220	1288	141	132	77	58	470	418	8	0	3.87	53	84	16

LOUISVILLE
Honest John Kelly
 Eclipse Park I

	G	AB	H	R	2B	3B	HR	RBI	BB	SB	HBP	BA	SA	OBP
RF Jimmy Wolf	137	569	160	103	27	13	2	102	34	45	8	.281	.385	.331
LF Hub Collins	130	559	162	122	22	8	1	66	39	71	2	.290	.363	.338
CF Pete Browning	134	547	220	137	35	16	4	118	55	103	8	.402	.547	.464
3B Joe Werrick	136	533	152	90	21	13	7	99	38	49	3	.285	.413	.336
SS Bill White	132	512	129	85	7	9	2	79	47	41	0	.252	.313	.315
2B Reddy Mack	128	478	147	117	23	8	1	69	83	22	5	.308	.395	.415
1B John Kerins	112	476	140	101	18	19	5	57	38	49	2	.294	.443	.349
P/UT Guy Hecker	91	370	118	89	21	6	4	50	31	48	6	.319	.441	.381
P Toad Ramsey	65	225	43	19	4	0	0	24	19	2	0	.191	.209	.254
C Paul Cook	61	223	55	34	4	2	0	17	11	15	4	.247	.283	.294
C Lave Cross	54	203	54	32	8	3	0	26	15	15	1	.266	.335	.320
P Icebox Chamberlain	37	131	26	14	1	1	1	16	12	2	0	.198	.244	.266
Sub Phil Reccius (1)	11	37	9	9	2	0	0	4	8	3	1	.243	.297	.391
Sub Amos Cross	8	28	3	0	0	0	0	0	1	0	0	.107	.107	.138
P Joe Neale	5	19	1	3	0	0	0	1	3	1	0	.053	.053	.182
Sub Ducky Hemp	1	3	1	1	1	0	0	0	1	0	0	.333	.667	.500
P Peekie Veach	1	3	0	0	0	0	0	0	1	0	0	.000	.000	.250
	139	4916	1420	956	194	98	27	728	436	466	40	.289	.385	.352

1B—Kerins 74, Hecker 43, Wolf 11, Collins 8, Cook 6, A. Cross 2

2B—Mack 128, Collins 10

SS—White 132, Collins 4, Reccius 1

3B—Werrick 136, Collins 1

OF—Browning 134, Wolf 128, Collins 109, Hecker 16, L. Cross 10, Reccius 10, Kerins 5, Chamberlain 2, A. Cross 1, Hemp 1

C—Cook 55, L. Cross 44, Kerins 35, A. Cross 5

P—Ramsey 65, Chamberlain 36, Hecker 34, Neale 5, Veach 1

	Pos	G	TC	PO	A	DP	E	PB	FA
Werrick	3B	136	528	153	286	12	89	—	.831
Browning	CF	134	348	281	21	7	46	—	.868
White	SS	132	731	204	431	45	96	—	.869
Wolf	RF	128	249	207	27	5	15	—	.940
"	1B	11	108	95	4	6	9	—	.917
Mack	2B	128	834	366	395	48	73	—	.912
Collins	LF	109	238	192	19	1	27	—	.887
"	2B	10	46	19	22	2	5	—	.891
Kerins	1B	74	735	695	18	26	22	—	.970
"	C	35	386	261	93	7	32	30	.917
Ramsey	P	65	126	7	88	0	31	—	.754

	Pos	G	TC	PO	A	DP	E	PB	FA
Cook	C	55	344	220	95	4	29	47	.916
L. Cross	C	44	348	251	66	7	31	54	.911
"	RF@	10	20	16	1	1	3		.850
Hecker	1B	43	409	386	4	27	19	—	.954
"	P	34	105	24	77	0	4		.962
"	LF@	16	26	19	1	0	6		.769
Chamberlain	P	36	94	12	72	2	10	—	.894
Reccius	LF@	10	27	23	2	0	2	—	.926
		139	5941	3614	1751	83	574	135	.903

	G	IP	H	GS	CG	W	L	SO	BB	Sh	Sv	ERA	HB	WP	HR
Toad Ramsey	65	561	544	64	61	37	27	355	167	0	0	3.43	16	46	9
Icebox Chamberlain	36	309	340	36	35	18	16	118	117	1	0	3.79	14	17	8
Guy Hecker	34	285.1	325	32	32	18	12	58	50	2	1	4.16	10	12	9
Joe Neale	5	41.1	60	4	4	1	4	11	15	0	0	6.97	2	11	4
Peekie Veach	1	9	5	1	1	0	1	2	8	0	0	4.00	0	0	1
—2 forfeit Ws: vs Cincinnati on Apr. 30 and vs St. Louis on July 3—															
		1205.2	1274	137	133	74	60	544	357	3	1	3.82	42	86	31

PHILADELPHIA

Charlie Mason (38-40) Frank Bancroft (26-29)

Athletics Park

	G	AB	H	R	2B	3B	HR	RBI	BB	SB	HBP	BA	SA	OBP
RF Tom Poorman	135	585	155	140	18	19	4	61	35	88	10	.265	.381	.317
3B Denny Lyons	137	570	209	128	23	14	6	102	47	73	6	.367	.523	.421
SS Chippy McGarr	137	536	158	93	23	6	1	63	23	84	2	.295	.366	.326
2B Lou Bierbauer	126	530	144	74	19	7	1	82	13	40	0	.272	.340	.289
LF Ted Larkin	126	497	154	105	22	12	3	88	48	37	8	.310	.421	.380
CF Harry Stovey	124	497	142	125	31	12	4	77	56	74	7	.286	.421	.366
1B Jack Milligan	95	377	114	54	27	4	2	50	21	8	3	.302	.411	.344
P Ed Seward	74	266	50	31	10	0	5	28	16	14	2	.188	.282	.239
C Wilbert Robinson	68	264	60	28	6	2	1	24	14	15	1	.227	.277	.269
Sub Fred Mann (2)	55	229	63	42	14	6	0	32	15	16	6	.275	.389	.336
P Gus Weyhing	57	209	42	19	6	1	0	16	6	8	0	.201	.239	.223
C George Townsend	31	109	21	12	3	0	0	14	3	8	0	.193	.220	.214
Sub Ed Flanagan	19	80	20	12	5	0	1	10	3	3	1	.250	.350	.286
Sub Chief Roseman (1)	21	73	16	16	2	1	0	8	10	3	5	.219	.274	.352
P Al Atkinson	16	59	12	8	2	0	1	5	5	3	0	.203	.288	.266
P Bobby Mathews	7	25	5	5	0	0	0	0	4	0	0	.200	.200	.310
P Bill Hart	3	13	1	0	0	0	0	0	0	0	0	.077	.077	.077
Sub Ed Greer (1)	3	11	2	1	0	0	0	0	0	2	0	.182	.182	.182
P Cannonball Titcomb (1)	3	10	0	0	0	0	0	0	2	0	0	.000	.000	.167
Sub Jim Roxburgh	3	8	1	0	0	0	0	0	0	0	0	.125	.125	.125
P Billy Taylor	1	4	1	0	0	0	0	1	0	0	0	.250	.250	.250
P Fred Chapman	1	2	0	0	0	0	0	0	0	0	0	.000	.000	.000
P Bill Casey	1	0	0	0	0	0	0	0	0	0	0	—	—	—
		137	4954	1370	893	231	84	29	661	321	476	.277	.375	.327

THE ANNUAL RECORD

1B—Milligan 50, Stovey 46, Larkin 23, Flanagan 19, Robinson 3

2B—Bierbauer 126, Larkin 10, Poorman 2, Roxburgh 1

SS—McGarr 137

3B—Lyons 137

OF—Poorman 135, Larkin 93, Stovey 80, Mann 55, Seward 21, Roseman 21, Atkinson 4, Weyhing 3, Townsend 3, Greer 3, Milligan 1, Robinson 1

C—Robinson 67, Milligan 47, Townsend 28, Roxburgh 2

P—Seward 55, Weyhing 55, Atkinson 15, Mathews 7, Titcomb 3, Hart 3, Chapman 1, Taylor 1, Casey 1, Bierbauer 1, Poorman 1

	Pos	G	TC	PO	A	DP	E	PB	FA
McGarr	SS	137	686	198	402	42	86	—	.875
Lyons	3B	137	543	255	215	29	73	—	.866
Poorman	RF	135	280	237	18	6	25	—	.911
Bierbauer	2B	126	771	332	378	45	61	—	.921
Larkin	LF	93	220	183	14	0	23	—	.895
"	1B	23	206	195	6	12	5		.976
"	2B	10	73	38	27	11	8		.890
Stovey	CF	80	234	195	16	1	23	—	.902
"	1B	46	450	418	19	21	13		.971
Robinson	C	67	464	281	137	9	46	82	.901
Seward	P	55	111	21	79	1	11	—	.901
"	LF@	21	53	42	4	1	7		.868
Weyhing	P	55	130	18	88	5	24	—	.815
Mann	CF@	55	120	103	7	2	10	—	.917
Milligan	1B	50	465	436	13	21	16		.966
"	C	47	376	262	79	10	35	56	.907
Townsend	C	28	160	99	39	1	22	21	.863
Roseman	LF@	21	56	41	5	1	10	—	.821
Flanagan	1B	19	172	158	5	9	9	—	.948
Atkinson	P	15	39	9	26	0	4	—	.897
		137	5688	3555	1605	95	528	167	.907

	G	IP	H	GS	CG	W	L	SO	BB	Sh	Sv	ERA	HB	WP	HR
Ed Seward	55	470.2	445	52	52	25	25	155	140	3	0	4.13	24	58	7
Gus Weyhing	55	466.1	465	55	53	26	28	193	167	2	0	4.27	37	49	12
Al Atkinson	15	124.2	156	15	11	6	8	34	54	0	0	5.92	6	11	2
Bobby Mathews	7	58	75	7	7	3	4	9	25	0	0	6.67	3	2	4
Bill Hart	3	26	28	3	3	1	2	4	17	0	0	4.50	1	1	1
Cannonball Titcomb (1)	3	24	31	3	3	1	2	16	19	0	0	6.75	0	7	1
Billy Taylor	1	9	10	1	1	1	0	0	7	0	0	3.00	0	2	1
Fred Chapman	1	5	8	1	1	0	0	4	2	0	0	7.20	0	1	0
Bill Casey	1	1	4	0	0	0	0	0	1	0	0	18.00	0	0	0
Lou Bierbauer	1	1	0	0	0	0	0	1	0	0	1	0.00	0	0	0
Tom Poorman	1	0.2	5	0	0	0	0	1	1	0	0	40.50	0	2	1
—1 forfeit W vs Cleveland on July 22 (See Forfeit 1)—															
		1186.1	1227	137	131	63	69	417	433	5	1	4.59	71	133	29

BROOKLYN

Charlie Byrne

Washington Park I

	G	AB	H	R	2B	3B	HR	RBI	BB	SB	HBP	BA	SA	OBP
3B George Pinkney	138	580	155	133	26	6	3	69	61	59	6	.267	.348	.343
2B Bill McClellan	136	548	144	109	24	6	1	53	80	70	6	.263	.344	.363
1B Bill Phillips	132	533	142	82	34	11	2	101	45	16	6	.266	.383	.330
CF Jim McTamany	134	520	134	123	22	10	1	68	76	66	12	.258	.344	.365

	G	AB	H	R	2B	3B	HR	RBI	BB	SB	HBP	BA	SA	OBP
SS Germany Smith	103	435	128	79	19	16	4	72	13	26	1	.294	.439	.316
RF Ed Swartwood	91	363	92	72	14	8	1	54	46	29	3	.253	.344	.342
P Bill Terry	86	352	103	56	6	10	3	65	16	27	0	.293	.392	.323
LF Ed Greer (2)	91	327	83	49	13	2	2	48	25	33	6	.254	.324	.318
C Jimmy Peoples	73	268	68	36	14	2	1	38	16	22	4	.254	.332	.306
Sub Ernie Burch	49	188	55	47	4	4	2	26	29	15	3	.293	.388	.395
C Bob Clark	48	177	47	24	3	1	0	18	7	15	1	.266	.294	.297
P Henry Porter	40	146	29	16	2	4	1	12	10	6	0	.199	.288	.250
Sub Jack O'Brien	30	123	28	18	4	1	1	17	6	8	0	.228	.301	.264
P Steve Toole	26	103	24	19	6	0	1	13	3	4	0	.233	.320	.255
Sub Billy Otterson	30	100	20	16	4	1	2	15	8	8	0	.200	.320	.259
P John Harkins	27	98	23	10	5	0	0	16	7	4	1	.235	.286	.292
P Hardie Henderson	13	41	5	10	0	0	0	3	6	1	1	.122	.122	.250
P Bert Cunningham	3	8	0	3	0	0	0	0	2	0	0	.000	.000	.200
Sub Chief Roseman (3)	1	3	1	2	0	0	0	1	0	0	1	.333	.333	.500
	138	4913	1281	904	200	82	25	689	456	409	51	.261	.350	.330

1B—Phillips 132, Peoples 4, Toole 3

2B—McClellan 136, O'Brien 1, Peoples 1, Harkins 1

SS—Smith 101, Otterson 30, Peoples 4, Terry 2, Pinkney 2

3B—Pinkney 136, Smith 2

OF—McTamany 134, Swartwood 91, Greer 76, Burch 49, Terry 49, Peoples 8, Harkins 4, O'Brien 4, Clark 3, Porter 1, Roseman 1

C—Peoples 57, Clark 45, O'Brien 25, Greer 16

P—Porter 40, Terry 40, Harkins 24, Toole 24, Henderson 13, Cunningham 3

	Pos	G	TC	PO	A	DP	E	PB	FA
McClellan	2B	136	868	366	397	52	105	—	.879
Pinkney	3B	136	546	196	290	26	60	—	.890
McTamany	CF	134	341	281	32	8	28	—	.918
Phillips	1B	132	1369	1299	46	62	24	—	.982
Smith	SS	101	614	157	387	23	70	—	.886
Swartwood	RF	91	182	129	23	5	30	—	.835
Greer	LF	76	177	155	8	1	14	—	.921
"	C	16	99	70	22	3	7	15	.929
Peoples	C	57	391	226	106	3	59	38	.849
Terry	RF@	49	105	89	5	1	11	—	.895
"	P	40	128	35	81	0	12	—	.906
Burch	LF@	49	109	90	8	1	11	—	.899
Clark	C	45	303	197	66	7	40	35	.868
Porter	P	40	86	8	66	1	12	—	.860
Otterson	SS	30	156	41	93	11	22	—	.859
O'Brien	C	25	161	95	40	4	26	29	.839
Harkins	P	24	52	10	37	1	5	—	.904
Toole	P	24	59	17	32	1	10	—	.831
Henderson	P	13	38	5	32	0	1	—	.974
		138	5915	3547	1803	88	562	117	.905

	G	IP	H	GS	CG	W	L	SO	BB	Sh	Sv	ERA	HB	WP	HR
Henry Porter	40	339.2	416	40	38	15	24	74	96	1	0	4.21	7	15	7
Bill Terry	34	318	331	35	35	16	16	138	99	1	3	4.02	9	30	9
John Harkins	24	199	262	24	22	10	14	36	77	0	0	6.02	5	16	7
Steve Toole	24	194	186	24	22	14	10	48	106	1	0	4.31	12	14	1
Hardie Henderson	13	111.2	127	12	12	5	8	28	63	0	0	3.95	5	5	3
Bert Cunningham	3	23	26	3	3	0	2	8	13	0	0	5.09	4	5	0
		1185.1	1348	138	132	60	74	332	454	3	3	4.47	42	85	27

NEW YORK

Bob Ferguson (6-24) Dave Orr (3-5) Opie Caylor (35-60)

St. George Grounds

	G	AB	H	R	2B	3B	HR	RBI	BB	SB	HBP	BA	SA	OBP
LF Darby O'Brien	127	522	157	97	30	15	5	73	40	49	4	.301	.437	.355
3B Frank Hankinson	127	512	137	79	29	11	1	71	39	19	0	.268	.373	.318
SS Paul Radford	128	486	129	127	15	5	4	45	106	73	6	.265	.342	.403
1B Dave Orr	84	345	127	63	25	10	2	66	22	17	1	.368	.516	.408
2B Joe Gerhardt (2)	85	307	68	40	13	2	0	27	24	15	1	.221	.277	.280
Sub Candy Nelson (1)	68	257	63	61	5	1	0	24	48	29	8	.245	.272	.380
C Bill Holbert	60	255	58	20	4	3	0	32	7	12	0	.227	.267	.248
CF Charley Jones (2)	62	247	63	30	11	3	3	29	12	8	6	.255	.360	.306
RF Chief Roseman (2)	60	241	55	30	10	1	1	27	9	3	3	.228	.290	.265
P Al Mays	62	221	45	23	15	4	2	23	10	7	1	.204	.335	.241
C Jim Donahue	60	220	62	33	4	1	1	29	21	6	2	.282	.323	.350
Sub John Meister	39	158	35	24	6	2	1	21	16	9	2	.222	.304	.303
Sub Tom O'Brien	31	129	25	13	3	2	0	18	2	10	1	.194	.248	.212
Sub Eddie Hogan	32	120	24	22	6	1	0	5	30	12	3	.200	.267	.373
C Andy Sommers	33	116	21	9	3	0	1	12	7	6	1	.181	.233	.234
Sub Tom Esterbrook	26	101	17	11	1	0	0	7	6	8	1	.168	.178	.222
P Ed Cushman	27	93	23	14	4	2	0	9	10	2	2	.247	.333	.233
P Jack Lynch	23	83	14	4	1	0	0	6	7	3	2	.169	.181	.250
Sub Jimmy Knowles	16	60	15	12	1	1	0	6	1	6	0	.250	.300	.262
Sub Cleary Cross	16	55	11	9	2	1	0	5	2	0	3	.200	.273	.267
P John Shaffer	13	48	8	4	1	1	0	3	1	1	0	.167	.229	.184
P Stump Wiedman (2)	14	46	7	5	1	1	0	1	4	2	0	.152	.217	.220
Sub Jon Morrison	9	34	4	7	0	0	0	3	6	0	1	.118	.118	.268
Sub Sadie Houck	10	33	5	3	1	0	0	0	3	2	1	.152	.182	.243
Sub Cyclone Ryan	8	32	7	4	1	0	0	3	3	1	0	.219	.250	.286
Sub Fred O'Neill	6	26	8	4	1	1	0	3	1	3	1	.308	.423	.357
P Bill Fagan	6	21	3	0	0	0	0	0	0	0	0	.143	.143	.143
P Charlie Parsons	4	15	3	3	0	0	0	0	1	1	0	.200	.200	.250
P Jim McMullen	3	12	1	2	0	0	0	1	0	0	0	.083	.083	.083
Sub Charlie Hall	3	12	1	1	0	0	0	0	2	1	0	.083	.083	.214
Sub Tom Kinslow	2	6	0	0	0	0	0	0	0	0	0	.000	.000	.000
Sub Bill Collins	1	4	1	0	0	0	0	0	0	0	0	.250	.250	.250
Sub Lip Pike	1	4	0	0	0	0	0	0	0	0	0	.000	.000	.000
	138	4820	1197	754	193	66	21	549	439	305	50	.248	.329	.318

1B—Orr 81, T. O'Brien 20, D. O'Brien 10, Esterbrook 9, Holbert 8, Ryan 8, Donahue 4, Roseman 3, Lynch 2, Sommers 1, Mays 1, Jones 1

2B—Gerhardt 84, Radford 18, Knowles 16, Meister 14, Esterbrook 5, T. O'Brien 2, Holbert 1, Donahue 1, Nelson 1, Houck 1

SS—Radford 76, Nelson 32, Cross 13, Houck 10, Esterbrook 5, Hogan 4, D. O'Brien 2, Holbert 2, Meister 1

3B—Hankinson 127, Cross 4, Meister 3, T. O'Brien 2, Gerhardt 1, D. O'Brien 1, Donahue 1, Hogan 1, Knowles 1

OF—D. O'Brien 121, Jones 62, Roseman 59, Nelson 37, Radford 37, Hogan 29, Meister 22, Mays 11, Morrison 9,

T. O'Brien 8, Esterbrook 7, O'Neill 6, Donahue 5, Wiedman 3, Hall 3, Orr 3, Sommers 1, Cushman 1, McMullen 1, Pike 1

C—Holbert 60, Donahue 51, Sommers 31, Kinslow 2, Collins 1

P—Mays 52, Cushman 26, Lynch 21, Shaffer 13, Wiedman 12, Fagan 6, Parsons 4, McMullen 3, Jones 2, Radford 2,

Roseman 2, Ryan 2, D. O'Brien 1, T. O'Brien 1

	Pos	G	TC	PO	A	DP	E	PB	FA
Hankinson	3B	127	506	161	276	26	69	—	.864
D. O'Brien	LF	121	289	244	20	4	25	—	.913
"	1B	10	76	67	4	5	5	—	.934
Gerhardt	2B	84	624	288	271	48	65	—	.896
Orr	1B	81	861	806	28	41	27	—	.969

	Pos	G	TC	PO	A	DP	E	PB	FA
Radford	SS	76	420	121	229	28	70	—	.833
"	CF@	37	75	59	8	1	8	—	.893
"	2B	18	114	46	57	7	11	—	.904
Jones	CF	62	144	114	18	6*	12	—	.917
Holbert	C	60	382	237	102	9	43	30	.887
Roseman	RF	59	121	99	6	2	16	—	.868
Mays	P	52	189	21	144	4	24	—	.873
Donahue	C	51	340	208	90	3	42	49	.876
Nelson	CF@	37	99	75	14	6	10	—	.899
"	SS	32	159	45	97	12	17	—	.893
Sommers	C	31	191	112	44	3	35	17	.817
Hogan	LF@	29	56	37	5	1	14	—	.750
Cushman	P	26	53	4	42	2	7	—	.868
Meister	RF@	22	43	37	3	2	3	—	.930
"	2B	14	71	29	35	6	7	—	.901
Lynch	P	21	72	7	59	1	6	—	.917
T. O'Brien	1B	20	189	177	5	9	7	—	.963
Knowles	2B	16	91	49	36	4	6	—	.934
Cross	SS	13	48	8	32	1	8	—	.833
Shaffer	P	13	44	7	33	0	4	—	.909
Wiedman	P	12	34	9	21	0	4	—	.882
Houck	SS	10	59	8	41	3	10	—	.831
		138	6003	3532	1831	102	632	102	.894

	G	IP	H	GS	CG	W	L	SO	BB	Sh	Sv	ERA	HB	WP	HR
Al Mays	52	441.1	551	52	50	17	34	124	136	0	0	4.73	20	36	10
Ed Cushman	26	220	310	26	25	10	15	64	83	0	0	5.97	9	13	9
Jack Lynch	21	187	245	21	21	7	14	45	36	0	0	5.10	4	13	8
John Shaffer	13	112	148	13	13	2	11	22	53	0	0	6.19	11	14	3
Stump Wiedman (2)	12	97	122	12	11	4	8	37	25	1	0	4.64	1	7	3
Bill Fagan	6	45	55	6	6	1	4	12	24	0	0	4.00	2	2	1
Charlie Parsons	4	34	51	4	4	1	1	5	6	0	0	4.50	1	0	0
Jim McMullen	3	21	25	3	2	2	1	2	19	0	0	7.71	0	6	2
Chief Roseman	2	8	11	0	0	0	0	1	5	0	0	7.88	2	0	1
Paul Radford	2	5	15	0	0	0	0	4	3	0	0	18.00	0	0	2
Darby O'Brien	1	3.2	4	0	0	0	0	0	5	0	0	7.36	0	0	0
Charley Jones (2)	2	3	2	0	0	0	0	0	4	0	0	3.00	0	0	0
Cyclone Ryan	2	2.1	5	1	0	0	1	0	6	0	0	23.14	0	1	0
Tom O'Brien	1	1	1	0	0	0	0	0	1	0	0	0.00	0	0	0
		1180.1	1545	138	132	44	89	316	406	1	0	5.29	50	92	39

CLEVELAND

Jimmy Williams

Association Park

	G	AB	H	R	2B	3B	HR	RBI	BB	SB	HBP	BA	SA	OBP
SS Ed McKean	132	539	154	97	16	3	2	54	60	76	1	.286	.375	.358
2B Cub Stricker	131	534	141	122	9	4	2	53	53	86	3	.264	.326	.334
CF Pete Hotaling	126	505	151	108	28	13	3	94	53	43	7	.299	.424	.373
LF Myron Allen	117	463	128	66	22	10	4	77	36	26	5	.276	.393	.335
1B Jim Toy	109	423	94	56	20	5	1	56	17	8	2	.222	.300	.256
C Pop Snyder	74	282	72	33	12	6	0	27	9	5	1	.255	.340	.281
RF Fred Mann (1)	64	259	80	45	15	7	2	41	23	25	9	.309	.444	.385
C Charlie Reipschlager	63	232	49	20	8	3	0	17	11	7	1	.212	.273	.251
3B Phil Reccius (2)	62	229	47	23	6	3	0	29	24	9	5	.205	.258	.295
Sub Scrappy Carroll	57	216	43	30	5	1	0	19	15	19	4	.199	.231	.264

THE ANNUAL RECORD

	G	AB	H	R	2B	3B	HR	RBI	BB	SB	HBP	BA	SA	OBP
P Billy Crowell	45	156	22	15	1	0	0	6	10	5	1	.141	.147	.198
P Mike Morrison	41	141	27	23	6	8	1	12	11	5	1	.191	.241	.255
Sub Charlie Sweeney	36	133	30	22	4	4	0	19	21	11	0	.226	.316	.331
P Bob Gilks	22	83	26	12	2	0	0	13	3	5	2	.313	.337	.352
Sub John McGlone	21	79	20	14	2	1	0	10	7	15	3	.253	.304	.337
Sub Jimmy Say	16	64	24	9	5	3	0	12	1	0	0	.375	.547	.385
Sub Jack Munyan	16	58	14	9	1	1	0	6	3	3	0	.241	.293	.279
P Hugh Daily	16	58	4	1	0	0	0	1	3	0	0	.069	.069	.115
Sub Chief Zimmer	14	52	12	9	5	0	0	4	4	1	1	.231	.327	.298
Sub Joe Herr	11	44	12	6	2	0	0	6	6	2	0	.273	.318	.360
P George Pechiney	10	36	9	6	1	0	0	2	2	0	0	.250	.278	.289
Sub Ed Flynn	7	27	5	0	1	0	0	4	1	3	0	.185	.222	.214
P John Kirby (2)	5	18	3	0	0	1	0	0	0	0	0	.167	.278	.167
Sub Hank Simon	3	10	1	1	0	0	0	0	0	0	0	.100	.100	.100
Sub Frank Schebeck	3	9	2	2	0	0	0	0	2	0	0	.222	.222	.364
	133	4649	1170	729	178	77	14	562	375	355	46	.252	.332	.314

1B—Toy 82, Sweeney 20, Reipschlager 16, Snyder 13, Gilks 6, Zimmer 2
 2B—Stricker 126, McKean 8, Morrison 1, Gilks 1, Carroll 1
 SS—McKean 123, Stricker 6, Toy 3, Allen 2, Sweeney 2, Schebeck 1
 3B—Reccius 62, McGlone 21, Say 16, Herr 11, Toy 8, Flynn 6, Carroll 3, Allen 3, Sweeney 2, Munyan 2, Morrison 1, Schebeck 1
 OF—Hotaling 126, Allen 115, Mann 64, Carroll 54, Munyan 12, Toy 11, Sweeney 10, McKean 4, Morrison 4, Gilks 3, Simon 3, Flynn 1
 C—Snyder 63, Reipschlager 48, Zimmer 12, Toy 10, Munyan 3
 P—Crowell 45, Morrison 40, Daily 16, Gilks 13, Pechiney 10, Kirby 5, Stricker 3, Sweeney 3, Allen 2, Schebeck 1, Reccius 1

	Pos	G	TC	PO	A	DP	E	PB	FA
Stricker	2B	126	906	461	365	61	80	—	.912
Hotaling	CF	126	321	267	23	5	31	—	.903
McKean	SS	123	645	195	371	32	99	—	.847
Allen	LF	115	273	222	22	6	29	—	.894
Toy	1B	82	756	707	30	54	19	—	.975
"	OF	11	25	21	2	1	2	—	.920
"	C	10	41	20	13	0	8	8	.805
Snyder	C	63	510	314	143	8	53	55	.896
"	1B	13	98	90	5	4	3	—	.969
Mann	RF	64	140	112	11	4	17	—	.879
Reccius	3B	62	253	85	137	18	31	—	.877
Carroll	RF@	54	102	79	7	1	16	—	.843
Reipschlager	C	48	355	196	105	9	43	42	.875
"	1B	16	121	118	1	4	2	—	.983
Crowell	P	45	75	5	65	4	5	—	.933
Morrison	P	40	134	14	109	4	11	—	.918
McGlone	3B	21	96	42	40	3	14	—	.854
Sweeney	1B	20	173	157	5	4	11	—	.936
"	RF@	10	15	10	1	0	4	—	.767
Daily	P	16	29	0	26	0	3	—	.897
Say	3B	16	63	19	26	3	18	—	.714
Gilks	P	13	42	8	29	2	5	—	.881
Munyan	LF@	12	21	15	1	0	5	6	.762
Zimmer	C	12	66	47	13	1	6	9	.909
Herr	3B	11	48	18	17	1	13	—	.729
Pechiney	P	10	28	0	23	1	5	—	.821
		133	5691	3401	1701	97	576	120	.898

	G	IP	H	GS	CG	W	L	SO	BB	Sh	Sv	ERA	HB	WP	HR
Billy Crowell	45	389.1	541	45	45	14	31	72	138	1	0	4.88	20	23	9
Mike Morrison	40	316.2	385	40	35	12	25	158	205	0	0	4.92	22	62	13
Hugh Daily	16	139.2	181	16	16	4	12	30	44	0	0	3.67	3	3	1
Bob Gilks	13	108	104	13	12	7	5	28	42	1	0	3.08	9	6	1
George Pechiney	10	86	118	10	10	1	9	24	44	0	0	7.12	3	16	8
John Kirby (2)	5	41	62	5	5	0	5	6	28	0	0	9.00	2	8	1
Charlie Sweeney	3	24	42	3	3	0	3	8	13	0	0	8.25	0	2	0
Myron Allen	2	9.2	9	0	0	1	0	1	3	0	0	1.86	1	1	0
Frank Scheibeck	1	9	17	1	1	0	1	3	4	0	0	12.00	1	1	1
Phil Reccius (2)	1	7	8	0	0	0	0	0	5	0	0	7.71	0	1	0
Cub Stricker	3	5.2	5	0	0	0	0	2	7	0	1	3.18	0	2	0
—1 forfeit L vs Philadelphia on July 22—															
		1136	1472	133	127	39	91	332	533	2	1	4.99	61	125	34

1888

THE GOTHAM WINS ITS FIRST WORLD CHAMPIONSHIP

In the fall of 1887, Chicago White Stockings owner and president Al Spalding campaigned for a new major league alignment. Spalding's scheme called for the American Association to drop its two weakest franchises, Cleveland and the New York Mets, while his colleagues shed the National League's two perennial blights on the loop's coffers, Washington and Indianapolis. The six remaining teams in each circuit would then merge into a single 12-team federation named the "American League."



1888 Louisville Colonels. Back (left to right): Skyrocket Smith, Guy Hecker, Pete Browning, John Kerins, Paul Cook and Joe Werrick. Front: Toad Ramsey, Icebox Chamberlain, Bill White, manager John Kelly, Scott Stratton, Jimmy Wolf and Hub Collins. In 1888 Louisville was the only team that still had as many as three players left from its original 1882 AA entry—Browning, Hecker and Wolf. Baltimore, Pittsburgh and Philadelphia, in contrast, had none. The Louisville franchise's remarkable continuity ended soon after it joined the NL-AA combine in 1892. Within four years the team had undergone a complete turnover from 1892, and in the nine seasons Louisville was a member of the LA, only Fred Clarke played as many as 500 games in a Colonels uniform.

FORFEIT II

Shortly past noon on October 13, 1888, Cap Anson stared out the window of his hotel room in Philadelphia. It was the closing day of the season, a gloomy Saturday, and Anson had no desire to change into his uniform and ride out to the Phillies park that gray afternoon. He had the League batting title wrapped up, and his Chicago White Stockings had clinched 2nd place. So he watched the sky, hoping for rain. Eventually, when the gods still hadn't cooperated, he changed into his uniform.

Finally, to his delight, the clouds opened around 2:15, for a few minutes at least. Though he was already dressed to play, Anson remained in his hotel room even after the rain stopped well before game time at 3:30. Anson later said he had canceled the bus scheduled to take his team to the Phillies' park because he'd been certain the game would be called. But the field at the Philadelphia Base Ball grounds, in the opinion of umpire Charlie Daniels, was playable. With his team there in uniform and some 1,500 on hand to watch their warm-up activities, Phils manager Harry Wright pressed Daniels when game time came and there was still no sign of the White Stockings. Daniels studied his watch for minute upon minute and then, given no other choice, forfeited the game to Philadelphia.

The undeserved win gave the Phillies 3rd place. Had Philadelphia played that day and lost, the Boston Beaneaters would have finished 3rd. Three years later, when the Beaneaters and White Stockings became embroiled in the most controversial pennant race in the nineteenth century, people around the National League would remember the day Anson and his team hadn't bothered to show up.

The time was not yet ripe for Spalding's plan. Nor was the game ready for the innovation its foremost observer, Henry Chadwick, put forward in *Sporting Life*. In January 1888, Chadwick railed against the increasing number of switch-hitters like Tommy Tucker and Cliff Carroll who jumped from one batter's box to the other while a pitcher was in the midst of his delivery. Chadwick advocated a rule prohibiting a batter from changing to the opposite side of the plate once a pitcher went into motion, but it would be another 20 years before his suggestion was heeded.

In actuality 1888 saw the fewest franchise transfers and rule changes of any season during the decade. Only the New York Mets disappeared from the major league map, replaced in the Association by a new Kansas City entry, and the sole revisions on the playing field of lasting consequence restored the three strikes-and-out rule and dispensed with counting a base on balls as both a time at bat and a hit. Yet never before and never again would such a seemingly small adjustment in the game's rules have so great an impact on the way it was played. Batting averages in the National League tumbled an average of 27 points, the average pitcher's ERA shrank from 4.05 to 2.83 and the loop strikeout total rose from 2,837 to 3,998, while walks dropped

SINISTER SECOND BASEMEN AND SHORTSTOPS

Even a cursory examination of the 1888 season stats will quickly pinpoint that trouble at second base in all probability cost Brooklyn the American Association pennant. How could any team hope to survive a performer who hit only .122 and scored just 15 runs in 70 games after taking over the keystone post in midseason? The lone enduring mystery is why Brooklyn's yearling manager Bill McGunnigle benched Bill McClellan, the team's incumbent second baseman who'd scored 109 runs in 1887, and gave his job to Jack Burdock. In 1888 Burdock was 36 years old and hadn't played regularly since 1884. When Boston released him early in the season, his career seemed over. Instead he found himself in the middle of the Association's first competitive pennant race in four years. What made Brooklyn quit on McClellan and go with Burdock? McGunnigle died in 1899 without ever having been asked that question, at least not for publication, but we can reasonably surmise that his answer would have made something of the fact that McClellan threw with his left arm. By 1888 left-handed second basemen, shortstops and third basemen—common earlier in the decade—were a rapidly vanishing breed. It probably did not escape McGunnigle, either, that the last team to win a pennant with a southpaw at one of those three infield positions was Cincinnati in 1882. In the interim a host of throwers from the sinister side who began their careers as middle infielders had been relocated to some other spot on the diamond. Roger Connor was a prime example. Connor played third baseman in 1879, his rookie year. He later served most of a season at second base. By 1888, however, he was settled for keeps at first base.

Hick Carpenter was among the very few left-handed infielders that were never moved to another station. In 1889 Carpenter became both the first southpaw to play 1,000 major league games as an infielder and the first man ever to play as many as 1,000 games in the majors at third base. Although Carpenter was 34 in 1889, it was not just age that caused that season to be his major league coda, for the 1889 season was not only the last for Carpenter but also the next-to-last for practically every lefty infielder. Not since Bill Greenwood in 1890 has a performer who throws from the sinister side played as many as 100 games in a major league season at second base, shortstop or third base. A complete list of left-handers who have served as regulars at one of the three infield positions from 1871 through the present:

	Year	Team	Reg. Pos.
Ed Pinkham	1871	Chi-NA	3B
Bob Addy	1871	Rck-NA	2B
Jimmy Hallinan	1876	NY-NL	SS
" "	1877	Cin-NL	2B
Billy Redmond	1878	Mil-NL	SS
Bill McClellan	1878	Chi-NL	2B
" "	1881	Pro-NL	SS

" "	1883	Phi-NL	SS
" "	1884	Phi-NL	SS
" "	1885	Bro-AA	3B
" "	1886	Bro-AA	2B
" "	1887	Bro-AA	2B
Jimmy Macullar	1879	Syr-NL	SS
" "	1884	Bal-AA	SS
" "	1885	Bal-AA	SS
" "	1886	Bal-AA	SS
Roger Connor	1880	Tro-NL	3B
" "	1884	NY-NL	2B
Hick Carpenter	1880	Cin-NL	3B
" "	1882	Cin-AA	3B
" "	1883	Cin-AA	3B
" "	1884	Cin-AA	3B
" "	1885	Cin-AA	3B
" "	1886	Cin-AA	3B
" "	1887	Cin-AA	3B
" "	1888	Cin-AA	3B
" "	1889	Cin-AA	3B
Jack Leary	1883	Lou-AA	SS
Sam Trott	1883	Det-NL	2B*
Tom Evers	1884	Was-UA	2B
Bill Greenwood	1884	Bro-AA	2B
" "	1887	Bal-AA	2B
" "	1888	Bal-AA	2B
" "	1889	Col-AA	2B
" "	1890	Roc-AA	2B
Lefty Marr	1889	Col-AA	3B
" "	1890	Cin-NL	3B
Billy Hulen	1896	Phi-LA	SS**

* Also caught 34 games.

** The last lefty to play second, short or third in more than 50% of his team's games.

from 2,732 to 2,093. In the American Association the effect was even more dramatic. Batters hit an average of 35 points less, pitchers lopped an average of 1.23 runs off their ERAs, walks fell from 3,320 to 2,634 and strikeouts soared 38% from 3,075 to 4,234.

Most important of all, by again tipping the scales in the pitchers' favor, the rulesmakers triggered an enormous decrease in run production. League teams dipped to 4,937 tallies in 1888

HERE'S TO YOU, MR. ROBINSON

The 1888 season was the last in which a batter had to look at five bad pitches before he received a walk. Bases on balls, accordingly, were still hard to come by and usually went to sluggers like Roger Connor—the National League leader in 1888—or else pint-sized leadoff hitters such as Hugh Nicol and Dummy Hoy. The American Association walk leader in 1888 was neither a leadoff man nor a slugger; moreover he hit all of .231 that year but nevertheless collected 116 walks to establish a new major league record. Even more remarkably, he totaled 11 more walks than he did hits. His name was Yank Robinson, and in 1888 he also established another major league record for the lowest batting average by a player who led his league in on-base-percentage. Robinson's secret was a willingness to foul off a multitude of pitches until eventually he drew enough that missed the mark to get his base. The rules as late as 1893 allowed a hitter to stick out his bat on good pitch after good pitch and tap or bunt it foul without penalty. Three times during his relatively short career, Robinson's soon-to-be archaic skill enabled him to collect 100 or more walks and total more walks than he did hits. His crowning achievement came in 1890 when he compiled just 70 hits but coaxed 101 walks to register a .434 OBP that exceeded his batting average by 205 points.

after producing 6,180 the previous year, and the Association fell from 7,234 runs to 5,691. The sharp decline in offense changed priorities and resulted in a new champion being crowned in the League. Traditionally strong in the box and on defense, the New York Giants finally emerged in 1888. Though injuries held centerfielder George Gore to just 64 games, and shortstop John Ward lost 87 points off his batting average and led the League in errors, manager Jim Mutrie received ample compensation from his crack battery of Tim Keefe and Buck Ewing. In 1888, for the first time in his career, the brittle Ewing was hale enough to play 100 games, and Keefe was unquestionably the League's most dominant hurler as he not only won the pitching Triple Crown by leading in wins, strikeouts and ERA but also topped his colleagues in shutouts and winning percentage.

Second to the Giants were the Chicago White Stockings, spearheaded by rookie Gus Krock's 25 wins, centerfielder Jimmy Ryan's 16 homers—the most in the majors—and first baseman Cap Anson, who won his last batting title. A length back in 3rd were the Philadelphia Phillies, despite a woeful .225 team batting average. But no team in the majors produced less clout in 1888 than Washington. The last-place Nationals hit just .208, and rookie centerfielder Dummy Hoy at .274 was the only regular above .225. Meanwhile Detroit, the defending champion, tumbled out of the race in August after losing 16 straight games. The Wolverines eventually finished 5th when only Dan Brouthers of their six .300 hitters in 1887 managed to top that mark again.



Tom Loftus and his 1888 Cleveland Blues. On July 26, 1889, at Pittsburgh, captain and first baseman Jay Faatz hit what might have been the first home run that never reached the outfield when his hot shot to third base hit Deacon White in the foot and ricocheted under several rows of seats, giving him time to circle the bases. Today the hit, for debatable reasons, is no longer considered a home run. Van Sant, who is Dick Van Zant, never hit anything near a home run in the majors and did very little hitting of any kind even in the minors. In 1891 he went 51-for-343 with Tacoma and finished with a .149 BA. Two years earlier, Van Zant, then with Springfield, Ill., was charged with inciting a riot after a game at Davenport, Iowa, when he fired balls at jeering spectators from the team bus as it drove away from the ballpark. He pled guilty and was fined \$2.

Prior to the season, the St. Louis Browns appeared certain to suffer an even more humiliating decline than Detroit after team owner Chris Von der Ahe, riled by the demoralizing World's Series loss to the Wolverines, spent the winter almost totally dismantling his three-time pennant winner. On November 21, 1887, in the largest player trade to date not involving a team that was disbanding, Bill Gleason, the only shortstop the Browns had known in their six-year history, was dealt to the Philadelphia Athletics together with team spark plug Curt Welch, the game's best defensive center fielder, for three lesser players and \$3,000. Before the month of November was out, to further spoil the approaching holiday season for Browns' player-manager Charlie Comiskey, Von der Ahe proceeded to sell his star pitching tandem of Bob Caruthers and Dave Foutz to the Brooklyn Bridegrooms, along with Doc Bushong, who in 1886 had become the first man ever to catch 100 games in a season. Caruthers and Foutz had combined for 198 victories during the Browns' 1885-87 pennant run; Bushong's departure left St. Louis's catching duties in the hands of Jack Boyle, a .189 hitter in 1887, and Comiskey would ultimately find no one

HOMERLESS AT HOME

Pittsburgh's Recreation Park in 1888 was a tough place to go yard, so difficult that the host team went the entire season without collecting a four-bagger on its home turf. In the process the Pittsburghs set a record that has since been equaled but never surpassed for the most home runs in a season, all of them coming on the road. Pittsburgh's mark was nearly shattered by Washington in 1945, however, when the Senators hit 26 homers on the road but only one at their Griffith Stadium home, an inside-the-park dinger by first sacker Joe Kuhel. A complete list of teams since 1876 that played a full season's schedule and went homerless at home:

Team	Year	Road Homers
Pittsburgh NL	1888	14
Chicago AL	1904	14
Cleveland AL	1901	12
Philadelphia NL	1908	11
Louisville AA	1882	9
Cleveland NL	1883	8
Boston NL	1877	4
Philadelphia NL	1883	3
Hartford NL	1876	2
St. Louis NL	1877	1
Chicago NL	1877	0

TIM KEEFE II

Still in search of their first pennant, the New York Giants started slowly in 1888, and star pitcher Tim Keefe mirrored the team's struggle. As of the morning of June 23, he had logged only eight wins against six losses and two ties and had lost his last two starts. That afternoon Keefe staggered to a 7-6 win over Philadelphia. He then proceeded to post victories in each of his next 18 starts. Keefe's 19-game winning streak established a new major league single-season record that has since been equaled (by Rube Marquard in 1911) but never surpassed. Here is a chronology of Keefe's remarkable skein:

Number	Date	Opponent	Score
1	June 23	Philadelphia	7-6
2	June 26	Philadelphia	4-1
3	June 29	Washington	8-3
4	July 2	Washington	6-2

5	July 4	Detroit	4-1
6	July 7	Pittsburgh	6-4
7	July 11	Indianapolis	5-2
8	July 13	Indianapolis	4-0
9	July 16	Chicago	12-4
10	July 17	Chicago	7-4
11	July 20	Philadelphia	7-6
12	July 23	Boston	2-0
13	July 25	Boston	5-1
14	July 28	Philadelphia	4-2
15	August 1	Washington	5-4
16	August 3	Boston	9-6
17	August 6	Indianapolis	3-2
18	August 8	Indianapolis	4-1
19	August 10	Pittsburgh	2-1

After his August 10 victory, Keefe's record stood at 27-6. His unbeaten string was ended on August 14 in a 4-2 loss to Chicago's Gus Krock. For the remainder of the season Keefe once again struggled. Oddly, following his 19-win skein, Keefe posted exactly the same record that he had prior to June 23; he collected just eight wins against six losses to finish at 35-12.

better to replace Gleason and Welch than Bill White and Harry Lyons, who hit .175 and .194, respectively, for the Browns in 1888. Von der Ahe's gigantic garage sale seemingly stripped his club of all possible chance to tie the 1872-75 Boston Red Stockings' then major league record of four straight pennants. In his preseason forecast in *Sporting Life*, Opie Caylor facetiously chortled, "I will be wonderfully surprised if the new St. Louis team will figure at all among the leaders in the race."

Caylor, who loathed Von der Ahe, then had to writhe in silence during the closing months of the season when the Browns, many of whom liked Von der Ahe no better than Caylor did, overtook heavily favored Brooklyn and sped home first by six and a half games. St. Louis's main cogs were repeat batting champion Tip O'Neill and Silver King, who was even more spectacular than Keefe in 1888. King's major league-leading 45 wins represented nearly half of the Browns' total of 92, and his 1.64 ERA was made all the more impressive than Keefe's 1.74 by the fact that the Association had no other pitchers below 2.00 while the League had three in addition to Keefe.

Since the season in both circuits ran deep into October, the World's Series could not begin until midautumn, October 16. Having learned nothing from the previous year's postseason

fiasco, Von der Ahe pushed for a 10-game Series to be played in its entirety even if one team won six games to establish a prohibitive lead. Given his way on that measure, he then acceded to Giants owner John Day's petition to play the first six contests in the East and again assented to a double-umpire team of "Honest John" Gaffney and "Honest John" Kelly.

Some two weeks later, after the Giants won five of the six games in the East to render the four games in St. Louis nearly superfluous, Von der Ahe publicly accused Gaffney and Kelly of crooked work and his own shortstop White of unconscionably poor play. But in truth the two umpires and White had little effect on the outcome. The fifth postseason clash between the two leagues belonged almost entirely to Tim Keefe. In his 35 innings of work, Keefe, a master at changing speeds and keeping batters off balance, allowed just 18 hits and two earned runs. It was only just desserts that his savvy use of his redoubtable right arm claimed four wins, including the Series clincher in Game Eight at St. Louis.

**THE SEASON RECORD
NATIONAL LEAGUE**

	G	W	L	Pct	H	R	GB	Attendance
1. New York Giants	138	84	47	.641	44-23	40-24	—	305,455
2. Chicago White Stockings	136	77	58	.570	43-27	34-31	9	228,906
3. Philadelphia Phillies	132	69	61	.531	37-29	32-32	14.5	151,804
4. Boston Beaneaters	137	70	64	.522	36-30	34-34	15.5	265,015
5. Detroit Wolverines	124	68	63	.519	40-26	28-37	16	75,000
6. Pittsburgh Alleghenys	139	66	68	.493	37-30	29-38	19.5	112,000
7. Indianapolis Hoosiers	136	50	85	.370	31-35	19-50	36	78,000
8. Washington Nationals	136	48	86	.358	26-38	22-48	37.5	57,000

	NY	Chi	Phi	Bos	Det	Pit	Ind	Was	Tot
New York	—	8	14	12	11	10	14	15	84
Chicago	11	—	8	12	10	9	14	13	77
Philadelphia	5	10	—	10	7	14	13	10	69
Boston	8	7	9	—	10	10	11	15	70
Detroit	7	10	11	8	—	10	11	11	68
Pittsburgh	7	11	6	8	10	—	14	10	66
Indianapolis	5	6	4	9	8	6	—	12	50
Washington	4	6	9	5	7	9	8	—	48
	47	57	61	64	63	68	85	86	537

SEASON LEADERS**Batting Average (350 ABs)**

1. Anson, Chicago	.344
2. Ryan, Chicago	.332
3. M. Kelly, Boston	.318
4. Brouthers, Detroit	.307
5. B. Ewing, New York	.306

Slugging Average

1. Ryan, Chicago	.515
2. Anson, Chicago	.499
3. Connor, New York	.4802
4. M. Kelly, Boston	.4795
5. Johnston, Boston	.472

On-Base Percentage

1. Anson, Chicago	.400
2. Brouthers, Detroit	.399
3. Connor, New York	.389
4. Ryan, Chicago	.377
5. Hoy, Washington	.374

Total Bases

1. Ryan, Chicago	283
2. Johnston, Boston	276
3. Anson, Chicago	257
4. Brouthers, Detroit	242
5. Connor, New York	231

Home Runs

1. Ryan, Chicago	16
2. Connor, New York	14
3. Johnston, Boston	12
Denny, Indianapolis	12
Anson, Chicago	12

RBI

1. Anson, Chicago	84
2. Nash, Boston	75
3. Rowe, Detroit	74
4. Williamson, Chicago	73
5. Three with	71

Hits

1. Ryan, Chicago	182
2. Anson, Chicago	177
3. Johnston, Boston	173
4. Brouthers, Detroit	160
5. White, Detroit	157

Runs

1. Brouthers, Detroit	118
2. Ryan, Chicago	115
3. Johnston, Boston	102
4. Anson, Chicago	101
5. Connor, New York	98

Bases on Balls

1. Connor, New York	73
2. Hoy, Washington	69
3. Brouthers, Detroit	68
4. Williamson, Chicago	65
5. Seery, Indianapolis	64

Stolen Bases

1. Hoy, Washington	82
2. Seery, Indianapolis	80
3. Sunday, Pittsburgh	71
4. Pfeffer, Chicago	64
5. Ryan, Chicago	60

Strikeouts

1. Denny, Indianapolis	79
2. P. Smith, Pittsburgh	78
3. Seery, Indianapolis	73
4. Williamson, Chicago	71
5. B. O'Brien, Washington	70

Hit By Pitch

1. Farrar, Philadelphia	13
2. Brouthers, Detroit	12
3. Hoy, Washington	11
4. F. Carroll, Pittsburgh	10
5. White, Detroit	9
Shoch, Washington	9

THE ANNUAL RECORD**OPS**

1. Anson, Chicago	.899
2. Ryan, Chicago	.892
3. Connor, New York	.869
4. Brouthers, Detroit	.862
5. M. Kelly, Chicago	.848

PITCHING**Wins**

1. T. Keefe, New York	35
2. Clarkson, Boston	33
3. P. Conway, Detroit	30
4. Morris, Pittsburgh	29
5. Buffinton, Philadelphia	28

Losses

1. O'Day, Washington	29
2. Getzein, Detroit	25
Galvin, Pittsburgh	25
4. Healy, Indianapolis	24
Shreve, Indianapolis	24

Innings

1. Clarkson, Boston	483.1
2. Morris, Pittsburgh	480
3. Galvin, Pittsburgh	437.1
4. T. Keefe, New York	434.1
5. Welch, New York	425.1

Complete Games

1. Morris, Pittsburgh	54
2. Clarkson, Boston	53
3. Galvin, Pittsburgh	49
4. T. Keefe, New York	48
5. Welch, New York	47

Strikeouts

1. T. Keefe, New York	335
2. Clarkson, Boston	223
3. Getzein, Detroit	202
4. Buffinton, Philadelphia	199
5. O'Day, Washington	186

Winning Percentage (25 decisions)

1. T. Keefe, New York	.745
2. P. Conway, Detroit	.682
3. Sanders, Philadelphia	.655
4. Krock, Chicago	.641
5. Clarkson, Boston	.623

ERA (140 innings)

1. T. Keefe, New York	1.74
2. Sanders, Philadelphia	1.90
3. Buffinton, Philadelphia	1.91
4. Welch, New York	1.93
5. B. Sowers, Boston	2.07

Lowest OOBP

1. P. Conway, Detroit	.243
T. Keefe, New York	.243
3. Buffinton, Philadelphia	.244
4. Gruber, Detroit	.249
5. Titcomb, New York	.253
Sanders, Philadelphia	.253

Lowest OBA

1. T. Keefe, New York	.196
2. Titcomb, New York	.201
3. Welch, New York	.207
4. P. Conway, Detroit	.208
5. Buffinton, Philadelphia	.213
Gruber, Detroit	.213

FIELDING**Putouts****1B**

Morrill, Boston	1398
Brouthers, Detroit	1345
Farrar, Philadelphia	1345

Assists

Morrill, Boston	72
Anson, Chicago	65
Farrar, Philadelphia	53

Fielding Average

Anson, Chicago	.986
Connor, New York	.982
Morrill, Boston	.9793

2B

Pfeffer, Chicago	421
D. Richardson, New York	321
A. Myers, Washington	271

Pfeffer, Chicago	457
D. Richardson, New York	423
Bassett, Indianapolis	423

D. Richardson, New York	.942
Pfeffer, Chicago	.931
Bassett, Indianapolis	.922

3B

T. Burns, Chicago	194
Denny, Indianapolis	158
D. White, Detroit	146

T. Burns, Chicago	273
Nash, Boston	250
D. White, Detroit	244

Nash, Boston	.913
T. Burns, Chicago	.905
Denny, Indianapolis	.894

SS

A. Irwin, Philadelphia	204
Glasscock, Indianapolis	201
Ward, New York	185

Williamson, Chicago	375
A. Irwin, Philadelphia	374
Glasscock, Indianapolis	334

Glasscock, Indianapolis	.901
A. Irwin, Philadelphia	.900
Wise, Boston	.888

RF

Fogarty, Philadelphia	239
McGeachy, Indianapolis	194
E. Daily, Washington	179

McGeachy, Indianapolis	27
Fogarty, Philadelphia	26
Coleman, Pittsburgh	20

Tiernan, New York	.960
McGeachy, Indianapolis	.932
Fogarty, Philadelphia	.930

Putouts		Assists		Fielding Average	
CF					
Sunday, Pittsburgh	297	Ryan, Chicago	34	Sunday, Pittsburgh	.939
Hoy, Washington	296	Johnston, Boston	30	Hanlon, Detroit	.91860
Johnston, Boston	286	Sunday, Pittsburgh	27	Slattery, New York	.91855
LF					
Wilmot, Washington	260	Wilmot, Washington	19	O'Rourke, New York	.960
Seery, Indianapolis	258	Seery, Indianapolis	19	Hornung, Boston	.947
Twitchell, Detroit	195	Wood, Philadelphia	13	Seery, Indianapolis	.939
C					
Clements, Philadelphia	494	C. Mack, Washington	152	Bennett, Detroit	.966
B. Ewing, New York	480	M. Kelly, Boston	146	B. Ewing, New York	.947
Bennett, Detroit	424	B. Ewing, New York	143	Daly, Chicago	.939
P					
Buffinton, Philadelphia	31	Buffinton, Philadelphia	122	Morris, Pittsburgh	.940
Getzein, Detroit	29	Clarkson, Boston	117	Van Haltren, Chicago	.9398
Keefe, New York	29	Galvin, Pittsburgh	113	Buffinton, Philadelphia	.939
Double Plays		Errors		TC/Game	
1B					
Anson, Chicago	85	Brouthers, Detroit	42	Morrill, Boston	11.3
Morrill, Boston	67	B. O'Brien, Washington	33	Brouthers, Detroit	11.1
Connor, New York	57	Morrill, Boston	31	Farrar, Philadelphia	10.9
Farrar, Philadelphia	57				
2B					
Pfeffer, Chicago	78	Pfeffer, Chicago	65	Pfeffer, Chicago	7.0
Dunlap, Pittsburgh	44	A. Myers, Washington	60	D. Richardson, New York	5.9
Bassett, Indianapolis	44	Bassett, Indianapolis	57	Bassett, Indianapolis	5.7
3B					
Nash, Boston	20	D. White, Detroit	65	Denny, Indianapolis	4.3
D. White, Pittsburgh	19	Donnelly, Washington	51	Nash, Boston	4.1
T. Burns, Chicago	16	T. Burns, Chicago	49	T. Burns, Chicago	3.9
SS					
Williamson, Chicago	48	Ward, New York	86	Wise, Boston	5.7
Ward, New York	39	J. Rowe, Detroit	72	Glasscock, Indianapolis	5.4
Glasscock, Indianapolis	36	Williamson, Chicago	65	A. Irwin, Philadelphia	5.3
RF					
Fogarty, Philadelphia	9	T. Brown, Boston	22	Fogarty, Philadelphia	2.4
McGeachy, Indianapolis	5	Fogarty, Philadelphia	20	E. Daily, Washington	2.2
Duffy, Chicago	5	E. Daily, Washington	19	Coleman, Pittsburgh	2.1
CF					
Hoy, Washington	7	Hoy, Washington	37	Sunday, Pittsburgh	2.9
Ryan, Chicago	5	Johnston, Boston	36	Hoy, Washington	2.63
Andrews, Philadelphia	5	Ryan, Chicago	35	Johnston, Boston	2.61
Hanlon, Detroit	5				
LF					
Sullivan, Chicago	7	Wilmot, Washington	41	Wilmot, Washington	2.7
Seery, Indianapolis	6	Twitchell, Detroit	27	Seery, Indianapolis	2.2
Twitchell, Detroit	4	Wood, Philadelphia	20	Wood, Philadelphia	2.0
Wilmot, Washington	4				
C					
B. Ewing, New York	12	M. Kelly, Boston	54	B. Ewing, New York	8.4
Daly, Chicago	10	Clements, Philadelphia	47	Clements, Philadelphia	7.6
Bennett, Detroit	10	C. Mack, Washington	47	M. Kelly, Boston	7.5

Leaders in Passed Balls: B. Ewing, New York (65); M. Kelly, Boston (54); D. Miller, Pittsburgh (51); C. Mack, Washington (51)

Double Plays		Errors		TC/Game	
P					
Getzein, Detroit	5	Clarkson, Boston	19	Buffinton, Philadelphia	3.5
P. Conway, Detroit	4	Welch, New York	17	Sanders, Philadelphia	3.2
Four with	3	Getzein, Detroit	16	Clarkson, Chicago	2.93
		Shreve, Indianapolis	16		

NEW YORK

Jim Mutrie

Polo Grounds I

	G	AB	H	R	2B	3B	HR	RBI	BB	SB	SO	HBP	BA	SA	OBP
2B Danny Richardson	135	561	127	82	16	7	8	61	15	35	35	1	.226	.323	.248
SS John Ward	122	510	128	70	14	5	2	49	9	38	13	1	.251	.310	.265
1B Roger Connor	134	481	140	98	15	17	14	71	73	27	44	4	.291	.480	.389
RF Mike Tiernan	113	443	130	75	16	8	9	52	42	52	42	7	.293	.427	.364
C Buck Ewing	103	415	127	83	18	15	6	58	24	53	28	3	.306	.465	.348
LF Jim O'Rourke	107	409	112	50	16	6	4	50	24	25	30	3	.274	.372	.319
CF Mike Slattery	103	391	96	50	12	6	1	35	13	26	28	1	.246	.315	.272
3B Art Whitney	90	328	72	28	1	4	1	28	8	7	22	1	.220	.256	.240
Sub George Gore	64	254	56	37	4	4	2	17	30	11	31	2	.220	.291	.308
P Tim Keefe	51	181	23	10	3	0	2	8	4	3	56	1	.127	.177	.146
P Mickey Welch	47	169	32	16	5	0	2	10	1	4	33	0	.189	.254	.199
Sub Elmer Foster	37	136	20	15	3	2	0	10	9	13	20	3	.147	.199	.216
Sub Pat Murphy	28	106	18	11	1	0	0	4	6	3	11	0	.170	.179	.214
Sub Gil Hatfield	28	105	19	7	1	0	0	9	2	8	18	2	.181	.190	.211
P Cannonball Titcomb	23	82	10	6	1	0	0	5	1	5	22	0	.122	.134	.133
Sub Will Brown	20	59	16	4	1	0	0	6	1	1	8	0	.271	.288	.283
P Bill George	9	39	9	7	1	0	1	6	0	1	2	0	.231	.333	.231
P Cannonball Crane	12	37	6	3	2	0	1	2	3	1	11	0	.162	.297	.225
Sub Elmer Cleveland (1)	9	34	8	6	0	2	2	5	3	1	1	0	.235	.529	.297
P Stump Wiedman	2	7	0	1	0	0	0	1	2	0	1	0	.000	.000	.222
	138	4747	1149	659	130	76	55	487	270	314	456	29	.242	.336	.287

1B—Connor 133, O'Rourke 4

2B—Richardson 135, Connor 1, Hatfield 1

SS—Ward 122, Hatfield 13, Ewing 4

3B—Whitney 90, Ewing 21, Hatfield 14, Cleveland 9, O'Rourke 2, Titcomb 1, Foster 1

OF—Tiernan 113, Slattery 103, O'Rourke 87, Gore 64, Foster 37, George 6, Hatfield 1, Keefe 1

C—Ewing 78, Murphy 28, Brown 20, O'Rourke 15

P—Keefe 51, Welch 47, Titcomb 23, Crane 12, George 4, Wiedman 2, Ewing 2

	Pos	G	TC	PO	A	DP	E	PB	FA
Richardson	2B	135	790	321	423	43	46	—	.942
Connor	1B	133	1406	1337	43	57	26	—	.982
Ward	SS	122	602	185	331	39	86	—	.857
Tiernan	RF	113	198	174	16	2	8	—	.960
Slattery	CF	103	221	187	16	3	18	—	.919
Whitney	3B	90	309	90	184	11	35	—	.887
O'Rourke	LF	87	149	130	13	1	6	—	.960
"	C	15	104	77	22	0	5	14	.952
Ewing	C	78	658	480	143	12	45	65	.947
"	3B	21	76	32	29	3	15	—	.803
Gore	CF@	64	110	88	4	0	18	—	.836
Keefe	P	51	118	29	79	1	10	—	.915

	Pos	G	TC	PO	A	DP	E	PB	FA
Welch	P	47	108	16	75	1	17	—	.843
Foster	LF@	37	81	64	5	0	12	—	.852
Murphy	C	28	265	186	56	3	23	23	.913
Titcomb	P	23	33	1	24	0	8	—	.758
Brown	C	20	177	134	24	0	19	26	.893
Hatfield	3B	14	48	18	21	0	9	—	.813
"	SS	13	56	7	36	3	13	—	.768
Crane	P	12	30	3	23	0	4	—	.867
		138	5673	3632	1609	76	432	128	.924

	G	IP	H	GS	CG	W	L	SO	BB	Sh	Sv	ERA	HB	WP	HR
Tim Keefe	51	434.1	317	51	48	35	12	335	90	8	0	1.74	12	21	5
Mickey Welch	47	425.1	328	47	47	26	19	167	108	5	0	1.93	14	17	12
Cannonball Titcomb	23	197	149	23	22	14	8	129	46	4	0	2.24	5	12	4
Cannonball Crane	12	92.2	70	11	11	5	6	58	40	2	1	2.43	2	10	3
Bill George	4	33.2	18	3	3	2	1	26	11	1	0	1.34	1	3	0
Stump Wiedman	2	18	17	2	2	1	1	5	8	0	0	3.50	2	0	2
Buck Ewing	2	7	8	0	0	0	0	6	4	0	0	2.57	1	2	1
—1 forfeit W vs Pittsburgh on May 31 when Pittsburgh failed to appear—															
		1208	907	137	133	83	47	726	307	20	1	1.96	37	65	27

CHICAGO

Cap Anson

West Side Park I

	G	AB	H	R	2B	3B	HR	RBI	BB	SB	SO	HBP	BA	SA	OBP	
CF Jimmy Ryan	129	549	182	115	33	10	16	64	35	60	50	5	.332	.515	.377	
2B Fred Pfeffer	135	517	129	90	22	10	8	57	32	64	38	3	.250	.377	.297	
1B Cap Anson	134	515	177	101	20	12	12	84	47	28	24	1	.344	.499	.400	
3B Tom Burns	134	483	115	60	12	6	3	70	26	34	49	3	.238	.306	.281	
SS Ned Williamson	132	452	113	75	9	14	8	73	65	25	71	6	.250	.385	.352	
UT George Van Haltren	81	318	90	46	9	14	4	34	22	21	34	0	.283	.437	.329	
LF Marty Sullivan	75	314	74	40	12	6	7	39	15	9	32	1	.236	.379	.273	
RF Hugh Duffy	71	298	84	60	10	4	7	41	9	13	32	1	.282	.413	.305	
C Duke Farrell	64	241	56	34	6	3	3	19	4	8	41	0	.232	.320	.245	
C Tom Daly	65	219	42	34	2	6	0	29	10	10	26	1	.192	.256	.230	
Sub Bob Pettit	43	169	43	23	1	4	4	23	7	7	9	1	.254	.379	.288	
P Gus Krock	39	134	22	9	0	0	1	11	5	1	34	1	.164	.187	.200	
P Mark Baldwin	30	106	16	11	1	2	1	5	5	4	47	1	.151	.226	.196	
Sub Silver Flint	22	77	14	6	3	0	0	3	1	1	21	1	.182	.221	.203	
Sub Del Darling	20	75	16	12	3	1	2	7	3	0	12	1	.213	.360	.253	
P John Tener	13	46	9	4	1	0	0	1	1	1	15	1	.196	.217	.229	
P George Borchers	10	33	2	3	2	0	0	2	1	1	13	0	.061	.121	.088	
P Ad Gumbert	7	24	8	3	0	1	0	2	0	0	2	1	.333	.417	.360	
Frank Dwyer	5	21	4	2	1	0	0	2	0	0	5	0	.190	.238	.190	
P Tod Brynan	3	11	2	1	0	1	0	1	0	0	3	0	.182	.364	.182	
P Dad Clarke	2	7	2	4	0	1	1	2	1	0	2	0	.286	1.000	.375	
P Willard Mains	2	7	1	1	0	0	0	0	1	0	3	0	.143	.143	.250	
		136	4616	1201	734	147	95	77	569	290	287	563	28	.260	.383	.308

1B—Anson 134, Farrell 1

2B—Pfeffer 135

SS—Williamson 132, Duffy 3

3B—Burns 134, Duffy 1

THE ANNUAL RECORD

OF—Ryan 128, Sullivan 75, Duffy 67, Van Haltren 57, Pettit 43, Farrell 31, Daly 4, Baldwin 3, Borchers 3, Gumbert 2, Tener 1, Mains 1, Clarke 1, Brynan 1

C—Daly 62, Farrell 33, Flint 22, Darling 20

P—Krock 39, Baldwin 30, Van Haltren 30, Tener 12, Borchers 10, Ryan 8, Gumbert 6, Dwyer 5, Brynan 3, Mains 2, Clarke 2

	Pos	G	TC	PO	A	DP	E	PB	FA
Pfeffer	2B	135	943	421	457	78	65	—	.931
Anson	1B	134	1399	1314	65	85	20	—	.986
Burns	3B	134	516	194	273	16	49	—	.905
Williamson	SS	132	560	120	375	48	65	—	.884
Ryan	CF	128	286	217	34	5	35	—	.878
Sullivan	LF	75	137	114	13	7	10	—	.927
Duffy	RF	67	134	103	19	5	12	—	.910
Daly	C	62	540	400	107	10	33	36	.939
Van Haltren	LF	57	94	73	9	0	12	—	.872
"	P	30	83	25	53	0	5	—	.940
Pettit	RF@	43	58	46	8	3	4	—	.931
Krock	P	39	77	4	61	1	12	—	.844
Farrell	C	33	253	171	50	3	32	34	.874
"	RF@	31	60	50	3	1	7	—	.883
Baldwin	P	30	74	11	58	0	5	—	.932
Flint	C	22	149	96	42	7	11	14	.926
Darling	C	20	177	139	26	5	12	21	.932
Tener	P	12	37	9	24	0	4	—	.892
Borchers	P	10	21	1	16	1	4	—	.810
		136	5710	3551	1742	112	417	105	.92697

	G	IP	H	GS	CG	W	L	SO	BB	Sh	Sv	ERA	HB	WP	HR
Gus Krock	39	339.2	295	39	39	25	14	161	45	4	0	2.44	9	14	20
Mark Baldwin	30	251	241	30	27	13	15	157	99	2	0	2.76	13	18	12
George Van Haltren	30	245.2	263	24	24	13	13	139	60	4	1	3.52	13	21	16
John Tener	12	102	90	12	11	7	5	39	25	1	0	2.74	8	7	6
George Borchers	10	67	67	10	7	4	4	26	29	1	0	3.49	6	10	2
Ad Gumbert	6	48.2	44	6	5	3	3	16	10	0	0	3.14	5	0	0
Frank Dwyer	5	42	32	5	5	4	1	17	9	1	0	1.07	0	2	1
Jimmy Ryan	8	38.1	47	2	1	4	0	11	12	0	0	3.05	0	2	3
Tod Brynan	3	25	29	3	2	2	1	11	7	0	0	6.48	2	3	1
Dad Clarke	2	16	23	2	1	1	0	6	6	0	0	5.06	2	3	2
Willard Mains	2	11	8	2	1	1	1	5	6	0	0	4.91	1	1	0
—1 forfeit L vs Philadelphia on October 13 (see FORFEIT II)															

1186.1 1139 135 123 77 57 588 308 13 1 2.96 59 81 63

PHILADELPHIA

Harry Wright

Philadelphia Base Ball Grounds

	G	AB	H	R	2B	3B	HR	RBI	BB	SB	SO	HBP	BA	SA	OBP
CF Ed Andrews	124	528	126	74	14	4	3	44	21	35	41	3	.239	.297	.272
1B Sid Farrar	131	508	124	53	24	7	1	53	31	21	38	13	.244	.325	.304
RF Jim Fogarty	121	454	107	72	14	6	1	35	53	58	66	7	.236	.300	.325
SS Arthur Irwin	125	448	98	51	12	4	0	28	33	19	56	3	.219	.263	.277
LF George Wood	106	433	99	67	19	6	6	51	39	20	44	7	.229	.342	.303
3B Joe Mulvey	100	398	86	37	12	3	0	39	9	18	33	1	.216	.261	.335
C Jack Clements	86	326	80	26	8	4	1	32	10	3	36	4	.245	.304	.276
Sub Ed Delahanty	74	290	66	40	12	2	1	31	12	38	26	1	.228	.293	.261
2B Charlie Bastian	80	275	53	30	4	1	1	17	27	12	41	7	.193	.225	.282

	G	AB	H	R	2B	3B	HR	RBI	BB	SB	SO	HBP	BA	SA	OBP
P Ben Sanders	57	236	58	26	11	2	1	25	8	13	12	2	.246	.322	.276
P Charlie Buffinton	46	160	29	14	4	1	0	12	7	1	5	0	.181	.219	.316
Sub Pop Schriver	40	134	26	15	5	2	1	23	7	2	21	3	.194	.284	.250
P Dan Casey	33	118	18	11	2	1	0	5	3	2	28	0	.153	.186	.174
P Kid Gleason	24	83	17	4	2	0	0	5	3	3	16	0	.205	.229	.233
Sub Bill Hallman	18	63	13	5	4	1	0	6	1	1	12	0	.206	.302	.219
Sub Deacon McGuire (1)	12	51	17	7	4	2	0	11	4	0	9	0	.333	.490	.382
Sub Woody Wagenhorst	2	8	1	2	0	0	0	0	0	0	1	0	.124	.125	.125
Sub John Grim	2	7	1	0	0	0	0	0	0	0	0	0	.143	.143	.143
Sub Cupid Childs	2	4	0	0	0	0	0	0	0	0	0	0	.000	.000	.000
Sub Gid Gardner (2)	1	3	2	0	0	0	0	1	0	0	0	0	.667	.667	.667
P Jim Tyng	1	1	0	0	0	0	0	0	0	0	0	0	.000	.000	.000
	132	4528	1021	535	151	46	16	418	268	246	485	51	.225	.290	.276

1B—Farrar 131

2B—Bastian 65, Delahanty 56, Hallman 4, Irwin 3, Childs 2, Grim 1, Gardner 1

SS—Irwin 122, Schriver 6, Bastian 1, Fogarty 1, Hallman 1

3B—Mulvey 100, Bastian 14, Schriver 6, Fogarty 5, McGuire 2, Wagenhorst 2, Wood 2, Hallman 1, Sanders 1

OF—Andrews 124, Fogarty 117, Wood 104, Sanders 25, Delahanty 17, Hallman 3, Clements 1, Buffinton 1, Casey 1, Schriver 1, Gleason 1, Grim 1

C—Clements 85, Schriver 27, McGuire 10, Hallman 10

P—Buffinton 46, Casey 33, Sanders 31, Gleason 24, Wood 2, Tyng 1

	Pos	G	TC	PO	A	DP	E	PB	FA
Farrar	1B	131	1428	1345	53	57	30	—	.979
Andrews	CF	124	258	210	23	5	25	—	.903
Irwin	SS	122	642	204	374	31	64	—	.900
Fogarty	RF	117	285	239	26	9	20	—	.930
Wood	LF	104	210	175	15	3	20	—	.905
Mulvey	3B	100	293	87	174	9	32	—	.891
Clements	C	85	645	494	104	6	47	39	.927
Bastian	2B	65	421	145	253	14	23	—	.945
"	3B	14	40	14	23	2	3	—	.925
Delahanty	2B	56	343	129	170	20	44	—	.872
"	LF@	17	34	28	3	0	3	—	.912
Buffinton	P	46	163	31	122	3	10	—	.939
Casey	P	33	85	10	66	2	9	—	.894
Sanders	P	31	98	17	74	1	7	—	.929
"	RF@	25	45	38	5	0	2	—	.956
Schriver	C	27	215	148	39	1	28	29	.870
Gleason	P	24	44	6	31	1	7	—	.841
Hallman	C	10	59	44	9	1	6	0	.898
McGuire	C	10	75	49	11	1	15	10	.800
		132	5538	3462	1652	70	424	78	.923

	G	IP	H	GS	CG	W	L	SO	BB	Sh	Sv	ERA	HB	WP	HR
Charlie Buffinton	46	400.1	324	46	43	28	17	199	59	6	0	1.91	4	15	6
Dan Casey	33	285.2	298	33	31	14	18	108	48	2	0	3.15	5	9	6
Ben Sanders	31	275.1	240	29	28	19	10	121	33	8	0	1.90	3	14	3
Kid Gleason	24	199.2	199	23	23	7	16	89	53	0	0	2.84	12	11	11
Jim Tyng	1	4	8	0	0	0	0	2	2	0	1	4.50	1	1	0
George Wood	2	2	3	0	0	0	0	0	1	0	2	4.40	0	0	0
—1 forfeit W vs Chicago on Oct. 13—															
		1167	1072	131	125	68	61	519	196	16	3	2.38	22	50	26

BOSTON

John Morrill

South End Grounds I

	G	AB	H	R	2B	3B	HR	RBI	BB	SB	SO	HBP	BA	SA	OBP
CF Dick Johnston	135	585	173	102	31	18	12	68	15	35	33	1	.296	.472	.314
3B Billy Nash	135	526	149	71	18	15	4	75	50	20	46	4	.283	.397	.350
1B John Morrill	135	486	96	60	18	7	4	39	55	21	68	2	.198	.288	.282
C Mike Kelly	107	440	140	85	22	11	9	71	31	56	39	4	.318	.480	.368
LF Joe Hornung	107	431	103	61	11	7	3	53	16	29	39	2	.239	.318	.269
RF Tom Brown	107	420	104	62	10	7	9	49	30	46	68	1	.248	.369	.299
SS Sam Wise	105	417	100	66	19	12	4	40	34	33	66	6	.240	.372	.306
Sub Irv Ray	50	206	51	26	2	3	2	26	6	7	11	1	.248	.316	.272
P John Clarkson	55	205	40	20	9	1	1	17	7	5	48	0	.195	.263	.222
2B Joe Quinn	38	156	47	19	8	3	4	29	2	12	5	0	.301	.468	.310
C Eddie Tate	41	148	34	18	7	1	1	6	8	3	7	2	.230	.311	.278
P Bill Sowders	36	122	18	14	2	0	0	6	3	1	24	0	.148	.164	.168
Sub Ezra Sutton	28	110	24	16	3	1	1	16	7	10	3	2	.218	.291	.247
Sub Billy Klusman	28	107	18	9	4	0	2	11	5	3	13	0	.168	.262	.205
P Charley Radbourn	24	79	17	6	1	0	0	6	3	4	14	2	.215	.228	.262
Sub Jack Burdock (1)	22	79	16	5	0	0	0	4	2	1	5	1	.203	.203	.232
Sub Tom O'Rourke	20	74	13	3	0	0	0	4	1	2	9	0	.176	.176	.187
P Kid Madden	20	67	11	7	0	0	0	5	1	4	6	2	.164	.164	.200
Sub Ed Glenn (2)	20	65	10	8	0	2	0	3	2	0	8	2	.154	.215	.203
Sub Bill Higgins	14	54	10	5	1	0	0	4	1	1	3	0	.185	.204	.200
P Dick Conway	7	25	4	2	0	0	0	1	1	0	6	0	.160	.160	.192
Sub Mike Hines	4	16	2	3	0	1	0	2	2	0	0	0	.125	.250	.222
Sub Andy Sommers	4	13	3	1	1	0	0	0	0	0	3	0	.231	.308	.231
Sub Nick Wise	1	3	0	0	0	0	0	0	0	0	0	0	.000	.000	.000
	137	4834	1183	669	167	89	56	535	282	293	524	32	.245	.351	.291

1B—Morrill 133, S. Wise 5

2B—Quinn 38, Nash 31, Klusman 28, Burdock 22, Higgins 14, Ray 3, Morrill 2, S. Wise 2

SS—S. Wise 89, Ray 48, Sutton 1

3B—Nash 105, Sutton 27, S. Wise 6, Glenn 1

OF—Johnston 135, Brown 107, Hornung 107, Kelly 34, Glenn 19, S. Wise 4, Hines 3, N. Wise 1, Tate 1, Clarkson 1, Conway 1, O'Rourke 1

C—Kelly 76, Tate 41, O'Rourke 20, Sommers 4, N. Wise 1, Hines 1

P—Clarkson 54, Sowders 36, Radbourn 24, Madden 20, Conway 6

	Pos	G	TC	PO	A	DP	E	PB	FA
Johnston	CF	135	352	286	30	3	36	—	.898
Morrill	1B	133	1501	1398	72	67	31	—	.979
Brown	RF	107	212	172	18	3	22	—	.896
Hornung	LF	107	170	151	10	0	9	—	.947
Nash	3B	105	426	139	250	20	37	—	.913
"	2B	31	219	90	108	11	21	—	.904
Wise	SS	89	507	179	271	34	57	—	.888
Kelly	C	76	567	367	146	8	54	54	.905
"	RF@	34	44	28	4	2	12	—	.727
Clarkson	P	54	158	22	117	3	19	—	.880
Ray	SS	48	214	58	130	6	26	—	.879
Tate	C	41	295	188	64	6	43	19	.854
Sowders	P	36	100	23	69	1	8	—	.920
Quinn	2B	30	232	97	115	11	20	—	.914
Klusman	2B	28	151	63	75	6	13	—	.914
Sutton	3B	27	92	32	47	4	13	—	.859
Radbourn	P	24	57	14	37	1	6	—	.895
Burdock	2B	22	134	53	68	9	13	—	.903

	Pos	G	TC	PO	A	DP	E	PB	FA
O'Rourke	C	20	143	89	37	1	17	14	.881
Madden	P	20	49	4	41	0	4	—	.918
Glenn	LF@	19	46	42	2	2	2	—	.957
Higgins	2B	14	106	44	52	12	10	—	.906

137 5942 3651 1797 91 494 89 .917

	G	IP	H	GS	CG	W	L	SO	BB	Sh	Sv	ERA	HB	WP	HR
John Clarkson	54	483.1	448	54	53	33	20	223	119	3	0	2.76	10	33	17
Bill Sowders	36	317	278	35	34	19	15	132	73	2	0	2.07	9	14	3
Charley Radbourn	24	207	187	24	24	7	16	64	45	1	0	2.87	8	8	8
Kid Madden	20	165	146	18	17	7	11	53	24	1	0	2.95	15	6	6
Dick Conway	6	53	49	6	6	4	2	12	8	0	0	2.38	4	5	2

1225.1 1104 137 134 70 64 484 269 7 0 2.61 46 66 36

DETROIT

Bill Watkins (49-44) Bob Leadley (19-19)

Recreation Park

	G	AB	H	R	2B	3B	HR	RBI	BB	SB	SO	HBP	BA	SA	OBP
3B Deacon White	125	527	157	75	22	5	4	71	21	12	24	9	.298	.381	.336
LF Larry Twitchell	134	524	128	71	19	4	5	67	28	14	45	3	.244	.324	.286
1B Dan Brouthers	129	522	160	118	33	11	9	66	68	34	13	12	.307	.464	.399
CF Ned Hanlon	109	459	122	64	6	8	5	39	15	38	32	4	.266	.346	.295
SS Jack Rowe	105	451	125	62	19	8	2	74	19	10	28	3	.277	.368	.311
C Charlie Ganzel	95	386	96	45	13	5	1	46	14	12	15	1	.249	.316	.277
2B Hardy Richardson	58	266	77	60	18	2	6	32	17	13	23	1	.289	.440	.335
C Charlie Bennett	74	258	68	32	12	4	5	29	31	4	40	2	.264	.399	.347
RF Count Campau	70	251	51	28	5	3	1	18	19	27	36	0	.203	.259	.259
Sub Sam Thompson	56	238	67	51	10	8	6	40	23	5	10	3	.282	.466	.352
Sub Sy Sutcliffe	49	191	49	17	5	3	0	23	5	6	14	0	.257	.314	.276
P Pete Conway	46	167	46	28	4	2	3	23	8	1	25	3	.275	.377	.320
P Charlie Getzein	46	167	41	14	2	2	1	10	12	6	30	1	.246	.299	.300
Sub Ted Scheffler	27	94	19	17	3	1	0	4	9	4	9	2	.202	.255	.286
P Henry Gruber	27	92	13	8	2	1	0	4	6	0	23	1	.141	.185	.202
Sub Parson Nicholson	24	85	22	11	2	3	1	9	2	6	7	1	.259	.388	.284
Sub Jake Wells	16	57	9	5	1	0	0	2	0	0	5	0	.158	.176	.158
P Ed Beatin	16	56	14	8	1	2	2	9	6	1	8	0	.250	.456	.323
P Lady Baldwin	6	23	6	5	0	0	0	3	3	0	3	0	.261	.261	.346
Sub Deacon McGuire (2)	3	13	0	0	0	0	0	0	0	0	4	0	.000	.000	.000
Sub Sam LaRoque	2	9	4	1	0	0	0	2	1	0	1	0	.444	.444	.500
Sub Barney Gilligan	1	5	1	1	0	0	0	0	0	0	1	0	.200	.200	.200
Sub Frank Scheibeck	1	4	0	0	0	0	0	0	0	0	0	0	.000	.000	.000
Sub Cal Broughton	1	4	0	0	0	0	0	0	0	0	0	0	.000	.000	.000

134 4849 1275 721 177 72 51 571 307 193 396 46 .263 .361 .313

1B—Brouthers 129, Sutcliffe 5, Ganzel 1, Bennett 1

2B—Richardson 58, Ganzel 49, Nicholson 24, LaRoque 2, Sutcliffe 2

SS—Rowe 105, Sutcliffe 24, Ganzel 3, Beatin 2, Scheibeck 1

3B—White 125, Ganzel 9

OF—Twitchell 131, Hanlon 109, Campau 70, Thompson 56, Scheffler 27, Ganzel 5, Sutcliffe 4, Beatin 2, Baldwin 1, Conway 1

C—Bennett 73, Ganzel 28, Wells 16, Sutcliffe 14, McGuire 3, Broughton 1, Gilligan 1

P—Getzein 46, Conway 45, Gruber 27, Beatin 12, Baldwin 6, Twitchell 2

THE ANNUAL RECORD

	Pos	G	TC	PO	A	DP	E	PB	FA
Twitchell	LF	131	235	195	13	4	27	—	.885
Brouthers	1B	129	1435	1345	48	56	42	—	.971
White	3B	125	455	146	244	19	65	—	.857
Hanlon	CF	109	258	230	7	3	21	—	.919
Rowe	SS	105	517	133	312	24	72	—	.861
Bennett	C	73	536	424	94	10	18	14	.966
Campau	RF	70	119	101	10	3	8	—	.933
Richardson	2B	58	387	173	185	21	29	—	.925
Thompson	RF	56	102	86	4	0	12	—	.882
Ganzel	2B	49	309	110	168	11	31		.900
"	C	28	206	156	41	11	9	15	.956
Getzein	P	46	115	29	70	5	16	—	.861
Conway	P	45	113	10	96	4	7	—	.938
Gruber	P	27	73	4	61	2	8	—	.890
Scheffler	CF@	27	59	49	1	1	9	—	.847
Sutcliffe	SS	24	141	39	88	6	14		.901
"	C	14	125	75	34	5	16	0	.872
Nicholson	2B	24	123	44	71	5	8	—	.935
Wells	C	16	132	96	25	2	11	9	.917
Beatin	P	12	32	4	24	0	4	—	.875
		134	5696	3570	1663	83	463	41	.919

	G	IP	H	GS	CG	W	L	SO	BB	Sh	Sv	ERA	HB	WP	HR
Charlie Getzein	46	404	411	46	45	19	25	202	54	2	0	3.05	8	23	13
Pete Conway	45	391	315	45	43	30	14	176	57	4	0	2.26	13	8	11
Henry Gruber	27	240	196	25	25	11	14	71	41	3	0	2.29	4	15	8
Ed Beatin	12	107	111	12	12	5	7	44	16	1	0	2.86	2	9	6
Lady Baldwin	6	53	76	6	5	3	3	26	15	0	0	5.43	1	5	5
Larry Twitchell	2	4	6	0	0	0	0	3	0	0	1	6.75	0	0	1
	1199	1115	134	130	68	63	522	183	10	1	2.74	28	60	44	

PITTSBURGH

Horace Phillips
Recreation Park

	G	AB	H	R	2B	3B	HR	RBI	BB	SB	SO	HBP	BA	SA	OBP
3B Willie Kuehne	134	524	123	60	22	11	3	62	9	34	68	2	.235	.336	.250
CF Billy Sunday	120	505	119	69	14	3	0	15	12	71	36	2	.236	.275	.256
SS Pop Smith	131	481	99	61	15	2	4	52	22	37	78	5	.206	.270	.248
RF John Coleman	116	438	101	49	11	4	0	26	29	15	52	4	.231	.274	.285
C Doggie Miller	103	404	112	50	17	5	0	36	18	27	16	7	.277	.344	.319
UT Fred Carroll	97	366	91	62	14	5	2	48	32	18	31	10	.249	.331	.326
2B Fred Dunlap	82	321	84	41	12	4	1	36	16	24	30	3	.262	.333	.303
1B Jake Beckley	71	283	97	35	15	3	0	27	7	20	22	2	.343	.417	.363
UT Al Maul	74	259	54	21	9	4	0	31	21	9	45	3	.208	.274	.276
LF Abner Dalrymple	57	227	50	19	9	2	0	14	6	7	28	2	.220	.278	.247
P Ed Morris	55	189	19	12	0	2	0	6	3	2	44	1	.101	.122	.119
P Jim Galvin	50	175	25	6	1	1	1	3	1	4	51	0	.143	.177	.148
Sub Jocko Fields	45	169	33	22	7	2	1	15	8	9	19	0	.195	.278	.232
Sub Elmer Cleveland (2)	30	108	24	10	2	1	2	11	5	3	23	2	.222	.315	.270
Sub Pete McShannic	26	98	19	5	1	0	0	5	1	3	9	2	.194	.204	.218
P Harry Staley	25	85	11	6	1	0	0	1	1	2	18	1	.129	.141	.149
Sub Sam Nicholl	8	22	1	3	0	0	0	0	2	0	2	0	.045	.045	.125
Sub Cliff Carroll	5	20	0	1	0	0	0	0	0	2	8	0	.000	.000	.000
P Hardie Henderson	5	18	5	2	0	0	0	3	0	0	2	0	.278	.278	.278
P Phil Knell	3	11	1	0	0	0	0	0	0	0	0	0	.091	.091	.091

	G	AB	H	R	2B	3B	HR	RBI	BB	SB	SO	HBP	BA	SA	OBP
Sub Henry Yaik	2	6	2	0	0	0	0	1	1	0	0	0	.333	.333	.429
Sub Bill Farmer	2	4	0	0	0	0	0	0	0	0	1	0	.000	.000	.000
	139	4713	1070	534	150	49	14	392	194	287	583	46	.227	.289	.264

1B—Beckley 71, Maul 38, Coleman 25, F. Carroll 5

2B—Dunlap 82, Smith 56

SS—Smith 75, Kuehne 63

3B—Kuehne 75, Cleveland 30, McShannic 26, Miller 4, Fields 3, F. Carroll 1

OF—Sunday 120, Coleman 91, Dalrymple 57, F. Carroll 38, Maul 34, Miller 32, Fields 29, Nicholl 8, C. Carroll 5, Galvin 1, Henderson 1, Yaik 1, Farmer 1

C—Miller 68, F. Carroll 54, Fields 14, Farmer 1, Yaik 1

P—Morris 55, Galvin 50, Staley 25, Henderson 5, Maul 3, Knell 3

	Pos	G	TC	PO	A	DP	E	PB	FA
Sunday	CF	120	345	297	27	5	21	—	.939
Coleman	RF	91	194	160	20	2	14	—	.928
"	1B	25	245	235	4	12	6	—	.976
Dunlap	2B	82	552	240	279	44	33	—	.940
Smith	SS	75	375	91	247	18	37	—	.901
"	2B	56	348	131	184	24	33	—	.905
Kuehne	3B	75	290	96	168	10	26	—	.910
"	SS	63	296	112	159	19	25	—	.916
Beckley	1B	71	779	744	19	38	16	—	.979
Miller	C	68	379	268	76	6	35	48	.908
"	LF@	32	71	58	7	0	6	—	.915
Dalrymple	LF	57	99	81	9	0	9	—	.909
Morris	P	55	134	20	106	3	8	—	.940
Carroll	C	54	368	269	61	9	38	46	.897
"	RF@	38	57	45	2	1	10	—	.825
Galvin	P	50	146	23	113	2	10	—	.932
Maul	P	38	408	390	8	21	10	—	.975
"	OF@	34	71	59	8	1	4	—	.944
Cleveland	3B	30	83	23	46	3	14	—	.831
Fields	LF@	29	62	49	6	0	7	—	.887
"	C	14	86	54	16	2	16	0	.814
McShannic	3B	26	97	39	49	1	9	—	.907
Staley	P	25	54	8	41	0	5	—	.907
		139	5704	3594	1694	88	416	94	.92707

	G	IP	H	GS	CG	W	L	SO	BB	Sh	Sv	ERA	HB	WP	HR
Ed Morris	55	480	470	55	54	29	23	135	74	5	0	2.31	8	13	7
Jim Galvin	50	437.1	446	50	49	23	25	107	53	6	0	2.63	8	11	9
Harry Staley	25	207.1	185	24	24	12	12	89	53	2	0	2.69	7	13	6
Hardie Henderson	5	35.1	43	5	4	1	3	9	20	0	0	5.35	2	4	0
Phil Knell	3	26.1	20	3	3	1	2	15	18	0	0	3.76	5	4	1
Al Maul	3	17	26	1	1	0	2	12	5	0	0	6.35	0	2	0
—1 forfeit L vs New York on May 31—															
	1203.1	1190	138	135	66	67	367	223	13	0	0	2.67	30	47	23

INDIANAPOLIS

Harry Spence

Athletic Park II

	G	AB	H	R	2B	3B	HR	RBI	BB	SB	SO	HBP	BA	SA	OBP
3B Jerry Denny	126	524	137	92	27	7	12	63	9	32	79	2	.261	.408	.277
CF Paul Hines	133	513	144	84	26	3	4	58	41	31	45	8	.281	.366	.343
LF Emmett Seery	133	500	110	87	20	10	5	50	64	80	73	6	.220	.330	.316
2B Charlie Bassett	128	481	116	58	20	3	2	60	32	24	41	6	.241	.308	.297
RF Jack McGeachy	118	452	99	45	15	2	0	30	5	49	21	2	.219	.261	.231
SS Jack Glasscock	113	442	119	63	17	3	1	45	14	48	17	7	.269	.328	.302
C Dick Buckley	71	260	71	28	9	3	5	22	6	4	24	0	.273	.388	.289
C George Myers	66	248	59	36	9	0	2	16	16	28	14	3	.238	.298	.292
1B Tom Esterbrook (1)	64	246	54	21	8	0	0	17	2	11	20	2	.220	.251	.232
C Con Daily	57	202	44	14	6	1	0	14	10	15	28	0	.218	.257	.255
1B Jumbo Schoeneck	48	169	40	15	4	0	0	20	9	11	24	2	.237	.260	.283
P John Healy	37	131	30	14	9	0	1	13	1	5	39	0	.229	.321	.235
P Henry Boyle	37	125	18	13	2	0	1	6	6	1	31	1	.144	.184	.189
P Lev Shreve	36	115	21	10	3	0	0	2	4	5	9	0	.183	.209	.210
Sub Otto Schomberg	30	112	24	11	5	1	1	10	10	6	12	2	.214	.304	.290
P Bill Burdick	21	68	10	6	0	0	0	1	2	0	11	2	.147	.147	.194
P Sam Moffett	10	35	4	6	0	0	0	0	5	0	4	0	.114	.114	.225
	136	4623	1100	603	180	33	34	427	236	350	492	43	.238	.313	.281

1B—Esterbrook 61, Schoeneck 48, Schomberg 15, Hines 6, Daily 5, Myers 1, Boyle 1, Buckley 1

2B—Bassett 128, Denny 5, Glasscock 3, Daily 1

SS—Glasscock 110, Denny 25, Hines 2, McGeachy 1, Seery 1

3B—Denny 96, Buckley 22, Myers 14, Daily 5, Esterbrook 3, Glasscock 3

OF—Seery 133, Hines 125, McGeachy 117, Schomberg 15, Myers 10, Daily 5, Moffett 3, Shreve 1, Healy 1, Burdick 1, Denny 1, Buckley 1

C—Buckley 51, Myers 47, Daily 42

P—Boyle 37, Healy 37, Shreve 35, Burdick 20, Moffett 7, Schoeneck 2, Denny 1, Glasscock 1, McGeachy 1

	Pos	G	TC	PO	A	DP	E	PB	FA
Seery	LF	133	295	258	19	6	18	—	.939
Bassett	2B	128	730	250	423	44	57	—	.922
Hines	CF	125	294	255	13	3	26	—	.912
McGeachy	RF	117	237	194	27	5	16	—	.932
Glasscock	SS	110	594	201	334	36	59	—	.901
Denny	3B	96	416	158	214	14	44	—	.894
"	SS	25	167	65	88	9	14	—	.916
Esterbrook	3B	61	664	628	20	32	16	—	.976
Buckley	C	51	304	213	60	5	31	28	.898
"	3B	22	57	17	28	4	12	—	.789
Schoeneck	1B	48	531	501	16	19	14	—	.974
Myers	C	47	295	211	63	4	21	27	.929
"	3B	14	30	6	16	2	8	—	.733
"	CF@	10	23	15	6	0	2	—	.915
Daily	C	42	318	215	69	6	34	41	.893
Boyle	P	37	105	14	84	1	7	—	.933
Healy	P	37	99	5	79	3	15	—	.848
Shreve	P	35	97	7	74	0	16	—	.835
Burdick	P	20	53	14	34	0	5	—	.906
Schomberg	1B	15	141	136	0	8	5	—	.965
"	RF@	15	21	15	3	0	3	—	.857
		136	5710	3544	1717	84	449	96	.921

	G	IP	H	GS	CG	W	L	SO	BB	Sh	Sv	ERA	HB	WP	HR
Henry Boyle	37	323	315	37	36	15	22	98	58	3	0	3.26	10	22	11
John Healy	37	321.1	347	37	36	12	24	124	87	1	0	3.89	15	19	13
Lev Shreve	35	297.2	352	35	34	11	24	101	93	1	0	4.63	8	24	23
Bill Burdick	20	176	168	20	20	10	10	55	43	0	0	2.81	6	15	12
Sam Moffett	7	56	62	7	6	2	5	7	17	1	0	4.66	2	2	3
Jack McGeachy	1	5	5	0	0	0	0	0	3	0	0	7.20	0	1	1
Jumbo Schoeneck	2	4.1	5	0	0	0	0	1	1	0	0	0.00	0	1	0
Jerry Denny	1	4	5	0	0	0	0	1	4	0	0	9.00	0	3	1
Jack Glasscock	1	0.1	1	0	0	0	0	1	2	0	0	54.00	1	0	0
	1187.2	1260	136	132	50	85	388	308	6	0	0	3.81	42	87	64

WASHINGTON

Walter Hewett (10-29) Ted Sullivan (38-57)

Swampoodle Grounds

	G	AB	H	R	2B	3B	HR	RBI	BB	SB	SO	HBP	BA	SA	OBP
1B Billy O'Brien	133	528	119	42	15	2	9	66	9	10	70	0	.225	.313	.238
CF Dummy Hoy	136	503	138	77	10	8	2	29	69	82	48	11	.274	.338	.374
2B Al Myers	132	502	104	46	12	7	2	46	37	20	46	6	.207	.271	.270
LF Walt Wilmot	119	473	106	61	16	9	4	43	23	46	55	2	.224	.321	.263
RF Ed Daily	110	453	102	56	8	4	7	39	7	44	42	1	.225	.307	.239
3B Jim Donnelly	122	428	86	43	9	4	0	23	20	44	16	3	.201	.241	.242
SS George Shoch	90	317	58	46	6	3	2	24	25	23	22	9	.183	.240	.262
C Connie Mack	85	300	56	49	5	6	3	29	17	31	18	8	.187	.273	.249
Sub Shorty Fuller	49	170	31	11	5	2	0	12	10	6	14	1	.182	.235	.232
P Hank O'Day	47	166	23	6	2	0	0	6	4	3	41	0	.139	.151	.159
P Jim Whitney	42	141	24	13	0	0	1	17	7	3	20	0	.170	.191	.209
Sub Pat Deasley	34	127	20	6	1	0	0	4	2	2	18	0	.157	.165	.171
Sub John Irwin	37	126	28	14	5	2	0	8	5	15	18	2	.222	.294	.263
P Bill Widner	15	60	12	4	0	0	0	6	0	1	8	0	.200	.200	.200
Sub Tug Arundel	17	51	10	2	0	1	0	3	5	1	10	0	.196	.235	.268
Sub Pete Sweeney	11	44	8	3	0	1	0	5	0	0	4	0	.182	.227	.182
P George Keefe	13	42	9	2	3	0	0	6	2	0	10	0	.214	.286	.250
Sub Miah Murray	12	42	4	1	1	0	0	3	1	0	7	0	.095	.119	.116
P Frank Gilmore	13	41	1	0	0	0	0	2	0	0	20	0	.024	.024	.024
Sub Perry Werden	3	10	3	0	0	0	0	2	1	0	4	0	.300	.300	.364
P Dupee Shaw	3	10	0	0	0	0	0	0	0	0	3	0	.000	.000	.000
P George Haddock	2	5	1	0	0	0	0	0	1	0	2	0	.200	.200	.333
Sub Gid Gardner (1) (3)	2	4	1	0	0	0	0	0	1	0	1	0	.250	.250	.400
P John Greenig	1	3	0	0	0	0	0	0	0	0	2	0	.000	.000	.000
Sub Jim Banning	1	0	0	0	0	0	0	0	0	0	0	0	—	—	—
	136	4546	944	482	98	49	30	373	246	331	499	43	.208	.271	.255

1B—O'Brien 132, Murray 2, Mack 1, Daily 1, Whitney 1

2B—Myers 132, Fuller 2, Gardner 1, Shoch 1, Deasley 1

SS—Shoch 52, Fuller 47, Irwin 27, Donnelly 5, O'Day 2, Mack 1, Gardner 1, Deasley 1

3B—Donnelly 117, Irwin 10, Sweeney 8, O'Brien 1

OF—Hoy 136, Wilmot 119, Daily 100, Shoch 37, Mack 4, Whitney 3, Werden 3, Sweeney 3, Widner 2, Gilmore 1, Deasley 1

C—Mack 79, Deasley 31, Arundel 17, Murray 10, Gilmore 1, Banning 1

P—O'Day 46, Whitney 39, Widner 13, Keefe 13, Gilmore 12, Daily 9, Shaw 3, Haddock 2, Greenig 1, Shoch 1

	Pos	G	TC	PO	A	DP	E	PB	FA
Hoy	CF	136	359	296	26	7	37	—	.897
O'Brien	1B	132	1343	1272	38	55	33	—	.975
Myers	2B	132	730	271	399	37	60	—	.918

THE ANNUAL RECORD

	Pos	G	TC	PO	A	DP	E	PB	FA
Wilmot	LF	119	320	260	19	4	41	—	.872
Donnelly	3B	117	407	126	230	15	51	—	.875
Daily	RF	100	217	179	19	4	19	—	.912
Mack	C	79	560	361	152	8	47	48	.916
Shoch	SS	52	280	84	168	6	28	—	.900
"	RF@	35	74	59	7	1	8	—	.892
Fuller	SS	47	245	67	140	14	38	—	.845
O'Day	P	46	90	19	64	1	7	—	.922
Whitney	P	39	93	15	67	2	11	—	.882
Deasley	C	31	257	177	60	3	20	25	.922
Irwin	SS	27	164	54	87	5	23	—	.860
"	3B	10	29	12	10	1	7	—	.759
Arundel	C	17	94	63	16	1	15	21	.840
Keefe	P	13	32	2	28	0	2	—	.938
Widner	P	13	39	13	21	0	5	—	.872
Gilmore	P	12	18	2	12	1	4	0	.778
Murray	C	10	68	48	14	3	6	0	.912
		136	5637	3492	1651	69	494	94	.912

	G	IP	H	GS	CG	W	L	SO	BB	Sh	Sv	ERA	HB	WP	HR
Hank O'Day	46	403	359	46	46	16	29	186	117	2	0	3.10	16	17	20
Jim Whitney	39	325	317	39	37	18	21	79	54	3	0	3.05	9	7	7
Bill Widner	13	115	111	13	13	5	7	33	22	0	0	2.82	6	4	7
George Keefe	13	114	87	13	13	6	7	52	43	1	0	2.84	4	7	2
Frank Gilmore	12	95.2	131	11	10	1	9	23	29	0	0	6.59	7	6	4
Ed Daily	9	73.2	88	8	8	2	7	20	19	0	0	4.89	3	10	7
Dupee Shaw	3	25	36	3	3	0	3	8	7	0	0	6.48	0	2	1
George Haddock	2	16	17	2	2	0	2	3	2	0	0	2.25	0	1	0
John Greenig	1	9	9	1	1	0	1	2	4	0	0	11.00	0	4	2
George Shoch	1	3	2	0	0	0	0	0	1	0	0	0.00	0	0	0
		1179.1	1157	136	133	48	86	406	298	6	0	3.54	45	58	50

WORLD'S SERIES

New York (NL) defeated St. Louis (AA) 6 games to 4

- Game 1 at Polo Grounds (NY), Oct. 16: NY (Keefe) 2, StL (Caruthers) 1
- Game 2 at Polo Grounds (NY), Oct. 17: StL (Chamberlain) 3, NY (Welch) 0
- Game 3 at Polo Grounds (NY), Oct. 18: NY (Keefe) 4, StL (King) 2
- Game 4 at Washington Park (Bro), Oct. 19: NY (Crane) 6, StL (Chamberlain) 3
- Game 5 at Polo Grounds (NY), Oct. 20: NY (Keefe) 6, StL (King) 4
- Game 6 at Baseball Grounds (Phi), Oct. 22: NY (Welch) 12, StL (Chamberlain) 5
- Game 7 at Sportsman's Park (StL), Oct. 24: StL (King) 7, NY (Crane) 5
- Game 8 at Sportsman's Park (StL), Oct. 25: NY (Keefe) 11, StL (Chamberlain) 3
- Game 9 at Sportsman's Park (StL), Oct. 26: StL (Devlin) 14, NY (George) 11 (10 inn.)
- Game 10 at Sportsman's Park (StL), Oct. 27: StL (Chamberlain) 18, NY (Titcomb) 11

NEW YORK

	G	AB	H	R	2B	3B	HR	RBI	BB	SO	SB	BA	SA
CF/2B Mike Slattery	10	39	8	6	2	0	0	5	0	5	6	.205	.256
RF Mike Tiernan	10	38	13	8	0	0	1	6	8	2	5	.342	.421
3B/LF Art Whitney	10	37	12	7	0	1	0	12	1	4	2	.324	.378
UT Jim O'Rourke	10	36	8	4	0	0	0	1	4	2	3	.222	.222
2B Danny Richardson	9	36	6	6	2	0	0	6	3	5	3	.167	.222
SS John Ward	8	29	11	4	1	0	0	6	1	0	6	.379	.414

	G	AB	H	R	2B	3B	HR	RBI	BB	SO	SB	BA	SA
C/1B Buck Ewing	7	26	9	5	0	2	1	6	1	3	5	.346	.615
1B Roger Connor	7	23	7	7	1	2	0	3	4	0	4	.333	.522
LF/3B George Gore	3	11	5	5	1	0	0	0	2	2	2	.455	.545
P Tim Keefe	4	11	1	2	0	0	0	0	2	2	1	.091	.091
C Pat Murphy	3	10	1	1	0	0	0	1	0	0	0	.100	.100
P/1B Bill George	2	9	3	2	1	0	1	4	0	2	0	.333	.778
C Will Brown	2	8	3	1	1	0	0	0	0	0	0	.375	.500
UT Gil Hatfield	2	8	2	2	0	0	0	1	1	2	1	.250	.250
P Mickey Welch	2	7	2	2	0	0	0	1	0	0	0	.286	.286
P Cannonball Crane	2	7	1	1	0	0	0	2	0	1	0	.143	.143
P/OF Cannonball Titcomb	1	4	2	1	1	0	0	1	0	0	0	.500	.750
	10	339	94	64	10	5	3	55	27	30	38	.277	.363

	G	IP	H	GS	CG	W	L	SO	BB	Sh	Sv	ERA
Tim Keefe	4	35	18	4	4	4	0	30	9	0	0	0.51
Cannonball Crane	2	17	15	2	2	1	1	12	6	0	0	2.12
Mickey Welch	2	17	10	2	2	1	1	2	9	0	0	2.65
Bill George	1	10	15	1	1	0	1	4	3	0	0	7.20
Gil Hatfield	1	5	12	0	0	0	0	3	2	0	0	12.60
Cannonball Titcomb	1	4	5	1	0	0	1	2	2	0	0	6.75
	88	75	10	9	6	4	4	52	32	0	0	2.97

ST. LOUIS

	G	AB	H	R	2B	3B	HR	RBI	BB	SO	SB	BA	SA
1B/CF Charlie Comiskey	10	41	11	6	1	1	0	3	1	1	4	.268	.341
RF Tommy McCarthy	10	41	10	10	1	0	1	9	0	0	6	.244	.341
3B Arlie Latham	10	40	10	10	0	0	0	3	5	6	11	.250	.250
LF Tip O'Neill	10	37	9	8	1	0	2	11	6	3	0	.243	.432
2B Yank Robinson	10	36	9	7	2	1	0	7	6	12	2	.250	.361
SS Bill White	10	35	5	4	1	0	0	4	3	6	1	.143	.171
C/1B Jack Milligan	8	25	10	5	2	1	0	4	3	3	0	.400	.560
CF Harry Lyons	5	17	2	0	0	0	0	1	1	5	0	.118	.118
C/CF Jack Boyle	4	16	7	4	0	1	0	4	2	2	3	.438	.563
P Silver King	5	15	1	1	0	0	0	0	1	6	0	.067	.067
P Icebox Chamberlain	5	13	0	3	0	0	0	0	4	3	1	.000	.000
CF Joe Herr	3	11	1	2	0	0	0	0	0	5	1	.091	.091
P Jim Devlin	1	3	0	0	0	0	0	0	0	0	0	.000	.000
	10	330	75	60	8	4	3	46	32	52	29	.227	.303

	G	IP	H	GS	CG	W	L	SO	BB	Sh	Sv	ERA
Icebox Chamberlain	5	44	52	5	5	2	3	13	16	1	0	5.32
Silver King	5	35	37	5	4	1	3	12	9	0	0	2.31
Jim Devlin	1	7	5	0	0	1	0	5	2	0	0	2.57
	86	94	10	9	4	6	30	27	1	0	0	3.87

AMERICAN ASSOCIATION

	G	W	L	Pct	H	R	GB	Attendance
1. St. Louis Browns	137	92	43	.682	60-21	32-22	—	166,000
2. Brooklyn Bridegrooms	143	88	52	.629	53-20	35-32	6.5	245,000
3. Philadelphia Athletics	136	81	52	.609	54-20	27-32	10	201,000

THE ANNUAL RECORD

	G	W	L	Pct	H	R	GB	Attendance
4. Cincinnati Reds	137	80	54	.597	56-25	24-29	11.5	132,606
5. Baltimore Orioles	137	57	80	.416	30-26	27-54	36	38,000
6. Cleveland Blues	135	50	82	.379	33-28	17-54	40.5	60,000
7. Louisville Colonels	139	48	87	.356	27-29	21-58	44	76,000
8. Kansas City Cowboys	132	43	89	.326	23-34	20-55	47.5	50,000

	StL	Bro	Phi	Cin	Bal	Cle	Lou	KC	Tot
St. Louis	—	10	10	10	14	16	16	16	92
Brooklyn	10	—	12	14	12	16	13	11	88
Philadelphia	7	8	—	10	14	13	15	14	81
Cincinnati	8	6	10	—	14	10	17	15	80
Baltimore	6	8	5	6	—	10	11	11	57
Cleveland	4	4	7	7	9	—	9	10	50
Louisville	4	7	5	3	9	8	—	12	48
Kansas City	4	9	3	4	8	9	6	—	43
	43	52	52	54	80	82	87	89	539

SEASON LEADERS

Batting Average (300 ABs)

- 1. O'Neill, St. Louis .335
- 2. Reilly, Cincinnati .321
- 3. Browning, Louisville .313
- 4. Collins, Louis-Brooklyn .307
- 5. Orr, Brooklyn .305

Slugging Average

- 1. O'Neill, Cincinnati .501
- 2. Stovey, Philadelphia .460
- 3. O'Neill, St. Louis .446
- 4. Browning, Louisville .436
- 5. O. Burns, Balt-Brooklyn .435

On-Base Percentage

- 1. Y. Robinson, St. Louis .400
- 2. O'Neill, St. Louis .390
- 3. Browning, Louisville .380
- 4. Collins, Louis-Brooklyn .373
- 5. Stovey, Philadelphia .365

Total Bases

- 1. Reilly, Cincinnati 264
- 2. Stovey, Philadelphia 244
- 3. O'Neill, St. Louis 236
- 4. McKean, Cleveland 233
- 5. O. Burns, Balt-Brooklyn 230

Home Runs

- 1. Reilly, Cincinnati 13
- 2. Stovey, Philadelphia 9
- 3. Larkin, Philadelphia 7
- 4. Five with 6

RBI

- 1. Reilly, Cincinnati 103
- 2. Larkin, Philadelphia 101
- 3. Foutz, Brooklyn 99
- 4. O'Neill, St. Louis 98
- 5. Corkhill Cinci-Brook 93

Hits

- 1. O'Neill, St. Louis 177
- 2. Reilly, Cincinnati 169
- 3. McKean, Cleveland 164
- 4. Collins, Louis-Brooklyn 162
- 5. Corkhill, Cinci-Brooklyn 160

Runs

- 1. Pinkney, Brooklyn 134
- 2. Collins, Louis-Brooklyn 133
- 3. Stovey, Philadelphia 127
- 4. Welch, Philadelphia 125
- 5. Latham, St. Louis 119

Bases on Balls

- 1. Y. Robinson, St. Louis 116
- 2. Fennelly, Cinci-Phila 72
- 3. Nicol, Cincinnati 67
- McTamany, Kansas City 67
- 5. Pinkney, Brooklyn 66

Stolen Bases

- 1. Latham, St. Louis 109
- 2. Nicol, Cincinnati 103
- 3. Welch, Philadelphia 95
- 4. McCarthy, St. Louis 93
- 5. Stovey, Philadelphia 87

Hit By Pitch

- 1. Welch, Philadelphia 29
- 2. Faatz, Cleveland 21
- 3. Tucker, Baltimore 18
- Reilly, Cincinnati 18
- 5. R. Mack, Louisville 15

OPS

- 1. Reilly, Cincinnati .864
- 2. O'Neill, St. Louis .836
- 3. Stovey, Philadelphia .825
- 4. Browning, Louisville .816
- 5. Collins, Louis-Brooklyn .796

PITCHING

Wins

- 1. King, St. Louis 45
- 2. Seward, Philadelphia 35
- 3. Caruthers, Brooklyn 29
- 4. G. Weyhing, Philadelphia 28
- 5. Viau, Cincinnati 27

Losses

- 1. Porter, Kansas City 37
- 2. Bakely, Cleveland 33
- 3. Ramsey, Louisville 30
- 4. Cunningham, Baltimore 29
- 5. Kilroy Baltimore 21

Innings

- 1. King, St. Louis 584.2
- 2. Bakely, Cleveland 532.2
- 3. Seward, Philadelphia 518.2
- 4. Porter, Kansas City 474
- 5. Cunningham, Baltimore 453.1

Complete Games

1. King, St. Louis	64
2. Bakely, Cleveland	60
3. Seward, Philadelphia	57
4. Porter, Kansas City	53
5. Cunningham, Baltimore	50

Strikeouts

1. Seward, Philadelphia	272
2. King, St. Louis	258
3. Ramsey, Louisville	228
4. Bakely, Cleveland	212
5. G. Weyhing, Philadelphia	204

Winning Percentage (25 decisions)

1. Hudson, St. Louis	.714
2. Chamberlain, Louis-StL	.694
3. King, St. Louis	.692
4. Caruthers, Brooklyn	.659
Viau, Cincinnati	.659

ERA (140 Innings)

1. King, St. Louis	1.63
2. Seward, Philadelphia	2.01
3. Terry, Brooklyn	2.03
4. Hughes, Brooklyn	2.13
5. Chamberlain, Louis-StL	2.19

Lowest OOBP

1. King, St. Louis	.237
2. Caruthers, Brooklyn	.255
3. Seward, Philadelphia	.258
4. Foutz, Brooklyn	.262
Hughes, Brooklyn	.262
Chamberlain, Louis-StL	.262

Lowest OBA

1. Terry, Brooklyn	.200
King, St. Louis	.200
3. Seward, Philadelphia	.201
4. Chamberlain, Louis-StL	.206
Hughes, Brooklyn	.206

FIELDING**Putouts****1B**

Phillips, Kansas City	1476
Tucker, Baltimore	1354
Comiskey, St. Louis	1293

Assists

Tucker, Baltimore	59
Phillips, Kansas City	55
Comiskey, St. Louis	46

Fielding Average

Faatz, Cleveland	.989
Phillips, Kansas City	.980
Reilly, Cincinnati	.977

2B

Stricker, Cleveland	387
McPhee, Cincinnati	369
Bierbauer, Philadelphia	342

Bierbauer, Philadelphia	399
McPhee, Cincinnati	365
Stricker, Cleveland	361

McPhee, Cincinnati	.940
Barkley, Kansas City	.938
Stricker, Cleveland	.929

3B

Shindle, Baltimore	218
Pinkney, Brooklyn	189
Latham, St. Louis	178

Shindle, Baltimore	340
J. Davis, Kansas City	334
Latham, St. Louis	287

Shindle, Baltimore	.922
Pinkney, Brooklyn	.898
Latham, St. Louis	.882

SS

B. White, Louisville-StL	184
Fennelly, Cincinnati-Phila	178
G. Smith, Brooklyn	155

Fennelly, Cincinnati-Phila	463
Easterday, Kansas City	459
B. Gleason, Philadelphia	370

Easterday, Kansas City	.888
B. White, Louisville-StL	.864
Fennelly, Cincinnati-Phila	.863

RF

McCarthy, St. Louis	243
Nicol, Cincinnati	188
Purcell, Baltimore	145

McCarthy, St. Louis	44
Wolf, Louisville	22
Cline, Kansas City	19

Nicol, Cincinnati	.958
McCarthy, St. Louis	.942
Purcell, Baltimore	.906

CF

Corkhill, Cincinnati-Brooklyn	303
Griffin, Baltimore	274
Welch, Philadelphia	272

H. Lyons, St. Louis	32
Griffin, Baltimore	27
McTamany, Kansas City	27

Corkhill, Cincinnati-Brooklyn	.961
Welch, St. Louis	.952
Griffin, Baltimore	.938

LF

O'Neill, St. Louis	231
D. O'Brien, Brooklyn	231
Stovey, Philadelphia	204

W. Tebeau, Cincinnati	20
Collins, Louisville-Brooklyn	20
D. O'Brien, Brooklyn	15

Stovey, Philadelphia	.943
O'Neill, St. Louis	.937
D. O'Brien, Brooklyn	.932

C

W. Robinson, Philadelphia	428
Boyle, St. Louis	381
Keenan, Cincinnati	356

W. Robinson, Philadelphia	143
Snyder, Cleveland	130
Boyle, St. Louis	123

Keenan, Cincinnati	.946
W. Robinson, Philadelphia	.938
Boyle, St. Louis	.932

P

Hudson, St. Louis	42
Caruthers, Brooklyn	34
King, St. Louis	32

Porter, Kansas City	133
Seward, Philadelphia	125
King, St. Louis	119

Chamberlain, Louis-StL	.963
Sullivan, Kansas City	.955
Hudson, St. Louis	.941

THE ANNUAL RECORD

Double Plays

1B

Reilly, Cincinnati	73
Phillips, Kansas City	66
Tucker, Baltimore	64

2B

McPhee, Cincinnati	65
Stricker, Cleveland	58
Barkley, Kansas City	44

3B

J. Davis, Kansas City	27
Shindle, Baltimore	26
Latham, St. Louis	19

SS

Fennelly, Cinci-Phila	41
Gleason, Philadelphia	32
Easterday, Kansas City	30

RF

McCarthy, St. Louis	12
Cline, Kansas City	4
Nicol, Cincinnati	4
Wolf, Louisville	4

CF

Browning, Louisville	8
Hotaling, Cleveland	7
Griffin, Baltimore	6
Welch, Philadelphia	6

LF

Collins, Louisville-Brooklyn	6
Stovey, Philadelphia	4
W. Tebeau, Cincinnati	2

C

Boyle, St. Louis	11
Milligan, St. Louis	11
Snyder, Cleveland	11

Errors

Larkin, Philadelphia	43
Comiskey, St. Louis	42
Tucker, Baltimore	36

Bierbauer, Philadelphia	68
R. Mack, Louisville	67
Stricker, Cleveland	57

J. Davis, Kansas City	91
Carpenter, Cincinnati	66
Werrick, Louisville	62
Latham, St. Louis	62

Fennelly, Cinci-Phila	100
G. Smith, Brooklyn	94
B. White, Louisville-StL	82

McCarthy, St. Louis	21
Wolf, Louisville	17
Purcell, Baltimore	16

H. Lyons, St. Louis	33
McTamany, Kansas City	26
Hotaling, Cleveland	25

W. Tebeau, Cincinnati	21
D. O'Brien, Brooklyn	18
O. Burns, Baltimore	17

Snyder, Cleveland	48
Bushong, Brooklyn	42
Donahue, Kansas City	42

TC/Game

Phillips, Kansas City	12.1
Reilly, Cincinnati	11.4
Tucker, Baltimore	11.2

McPhee, Cincinnati	7.2
Bierbauer, Philadelphia	6.7
Stricker, Cleveland	6.6

J. Davis, Kansas City	5.1
Shindle, Baltimore	4.5
Latham, St. Louis	4.0

G. Smith, Brooklyn	5.83
Fennelly, Cinci-Phila	5.76
Easterday, Kansas City	5.7

McCarthy, St. Louis	2.4
Nicol, Cincinnati	1.71
Purcell, Baltimore	1.70

Corkhill, Cincinnati-Brooklyn	2.481
H. Lyons, St. Louis	2.475
Griffin, Cincinnati	2.34

Collins, Louisville-Brooklyn	2.7
O'Neill, St. Louis	1.96
W. Tebeau, Cincinnati	1.95

Boyle, St. Louis	7.7
Keenan, Cincinnati	7.2
Donahue, Kansas City	6.4

Leaders in Passed Balls: Snyder, Cleveland (57); W. Robinson, Philadelphia (53); Cook, Louisville (51); Boyle, St. Louis (51)

P

King, St. Louis	4	Cunningham, Baltimore	25	Caruthers, Brooklyn	3.20
Foutz, Brooklyn	4	Seward, Philadelphia	19	Mattimore, Philadelphia	3.15
Seward, Philadelphia	4	Ramsey, Louisville	18	Cunningham, Baltimore	2.960
Mattimore, Philadelphia	4	Bakely, Cleveland	18		

ST. LOUIS

Charlie Comiskey

Sportsman's Park I

	G	AB	H	R	2B	3B	HR	RBI	BB	SB	HBP	BA	SA	OBP
1B Charlie Comiskey	137	576	157	102	22	5	6	83	12	72	0	.273	.359	.292
3B Arlie Latham	133	570	151	119	19	5	2	31	43	109	8	.265	.326	.325
LF Tip O'Neill	130	529	177	96	24	10	5	98	44	26	4	.335	.446	.390
RF Tommy McCarthy	131	511	140	107	20	3	1	68	38	98	3	.274	.331	.328

	G	AB	H	R	2B	3B	HR	RBI	BB	SB	HBP	BA	SA	OBP
CF Harry Lyons	123	499	97	66	10	5	4	63	20	36	3	.194	.259	.230
2B Yank Robinson	134	455	105	111	17	6	3	53	116	56	12	.231	.314	.400
SS Bill White (2)	76	275	48	31	2	3	2	30	21	6	2	.175	.225	.238
C Jack Boyle	71	257	62	33	8	1	1	23	13	11	3	.241	.292	.286
C Jack Milligan	63	219	55	19	6	2	5	37	17	3	2	.251	.365	.311
P Silver King	66	207	43	25	4	6	1	14	40	6	1	.208	.300	.339
P Nate Hudson	56	196	50	27	7	0	2	28	18	9	2	.255	.321	.324
Sub Joe Herr	43	172	46	21	7	1	3	43	11	9	3	.267	.372	.323
Sub Chippy McGarr	34	132	31	17	1	0	0	13	6	25	0	.235	.242	.268
P Icebox Chamberlain (2)	14	50	5	6	0	0	1	2	3	3	2	.100	.160	.182
P Jim Devlin	11	37	11	7	1	0	0	3	4	2	0	.297	.324	.366
Sub Tom Dolan	11	36	7	1	1	0	0	1	1	1	0	.194	.222	.216
P Ed Knouff (1)	9	31	3	1	0	0	0	1	3	1	1	.097	.097	.200
P Julie Freeman	1	3	1	0	0	0	0	0	0	0	0	.333	.333	.333
	137	4755	1189	789	149	47	36	591	410	468	50	.2501	.324	.316

1B—Comiskey 133, Milligan 5, Hudson 3
 2B—Robinson 102, McGarr 33, Comiskey 3, White 2, Lyons 1
 SS—White 74, Robinson 34, Herr 28, McGarr 1, Hudson 1, Latham 1, Lyons 1
 3B—Latham 133, Herr 4, Lyons 2
 OF—McCarthy 131, O'Neill 130, Lyons 122, Hudson 16, Herr 11, Comiskey 5, King 2, Chamberlain 1, Boyle 1
 C—Boyle 70, Milligan 58, Dolan 11
 P—King 66, Hudson 39, Chamberlain 14, Devlin 11, Knouff 9, McCarthy 2, Freeman 1

	Pos	G	TC	PO	A	DP	E	PB	FA
Comiskey	1B	133	1381	1293	46	52	42	—	.970
Latham	3B	133	527	178	287	19	62	—	.882
McCarthy	RF	131	308	243	44	12	21	—	.932
O'Neill	LF	130	255	231	8	1	16	—	.937
Lyons	CF	122	302	237	32	4	33	—	.891
Robinson	2B	102	506	197	256	18	53	—	.895
"	SS	34	167	54	94	6	19	—	.886
White	SS	74	378	132*	205	10	41	—	.892
Boyle	C	70	541	381	123	11	37	51	.932
King	P	66	163	32	119	4	12	—	.926
Milligan	C	58	427	317	85	11	25	40	.941
Hudson	P	39	101	42	53	3	6	—	.941
"	CF@	16	35	30	2	1	3	—	.914
McGarr	2B	33	190	70	100	11	20	—	.895
Herr	SS	28	133	46	70	4	17	—	.872
"	CF@	11	20	17	1	0	2	—	.900
Chamberlain	P	14	24	7	17	0	0	—	1.000*
Devlin	P	11	29	3	22	0	4	—	.862
Dolan	C	11	70	50	14	0	6	7	.914
		137	5676	3634	1612	73	430	98	.924

	G	IP	H	GS	CG	W	L	SO	BB	Sh	Sv	ERA	HB	WP	HR
Silver King	66	584.2	435	64	64	45	20	258	76	6	0	1.63	30	23	6
Nat Hudson	39	333	283	37	36	25	10	130	59	5	0	2.54	15	16	8
Icebox Chamberlain (2)	14	112	61	14	13	11	2	57	27	1	0	1.61	6	11	1
Jim Devlin	11	90.1	82	11	10	6	5	45	20	0	0	3.19	8	9	3
Ed Knouff (1)	9	81	66	9	9	5	4	25	37	0	0	2.67	8	9	0
Julie Freeman	1	6.1	7	1	0	0	1	1	4	0	0	4.26	1	1	0
Tommy McCarthy	2	5.1	5	2	0	0	1	1	2	0	0	5.08	0	0	1
		1212.2	939	137	132	92	43	517	225	12	0	2.09	69	69	19

BROOKLYN

Bill McGunnigle

Washington Park I

	G	AB	H	R	2B	3B	HR	RBI	BB	SB	HBP	BA	SA	OBP
3B George Pinkney	143	575	156	134	18	8	4	52	66	51	12	.271	.351	.358
RF Dave Foutz	140	563	156	91	20	13	3	99	28	35	2	.277	.375	.314
LF Darby O'Brien	136	532	149	105	27	6	2	65	30	55	7	.280	.365	.327
SS Germany Smith	103	402	86	47	10	7	3	61	22	27	0	.214	.296	.255
1B Dave Orr	99	394	120	57	20	5	1	59	7	11	8	.305	.388	.330
P Bob Caruthers	95	335	77	58	10	5	5	53	45	23	4	.230	.334	.328
CF Paul Radford	90	308	67	48	9	3	2	29	35	33	4	.218	.286	.305
UT Bill McClellan	74	278	57	33	7	3	0	21	40	13	1	.205	.252	.307
C Doc Bushong	69	253	53	23	5	1	0	16	5	9	2	.209	.237	.231
2B Jack Burdock (2)	70	246	30	15	1	2	1	8	8	9	5	.122	.154	.166
Sub Oyster Burns (2)	52	204	58	40	9	6	2	25	14	21	3	.284	.417	.339
C Bob Clark	45	150	36	23	5	3	1	20	9	11	2	.240	.333	.292
P Mickey Hughes	40	139	19	10	5	0	0	10	7	1	0	.137	.173	.178
P Bill Terry	30	115	29	13	6	0	0	8	5	7	0	.252	.304	.283
Sub Jimmy Peoples	32	103	20	15	5	3	0	17	8	10	1	.194	.301	.259
Sub Pop Corkhill (2)	19	71	27	17	4	3	1	19	4	3	2	.380	.563	.429
P Al Mays	18	63	5	4	1	1	0	5	5	2	1	.079	.127	.159
Sub Bill Holbert	15	50	6	4	1	0	0	1	2	0	1	.120	.140	.170
Sub Ed Silch	14	49	13	5	4	0	0	3	4	4	0	.271	.354	.327
Sub Hub Collins (2)	12	42	13	16	5*	1	0	3	9	9	1	.310	.476	.442
	143	4871	1177	758	172	70	25	574	353	334	56	.242	.321	.300

1B—Orr 99, Foutz 42, Terry 2, Clark 1

2B—Burdock 70, McClellan 56, Collins 12, Radford 2, Burns 3, Smith 1

SS—Smith 103, Burns 36, Peoples 5

3B—Pinkney 143

OF—O'Brien 136, Radford 88, Foutz 78, Caruthers 51, Corkhill 19, McClellan 18, Burns 14, Silch 14, Clark 8, Terry 7,

Peoples 2, Mays 1

C—Bushong 69, Clark 36, Peoples 25, Holbert 15

P—Caruthers 44, Hughes 40, Terry 23, Foutz 23, Mays 18

	Pos	G	TC	PO	A	DP	E	PB	FA
Pinkney	3B	143	471	189	234	14	48	—	.898
O'Brien	LF	136	264	231	15	1	18	—	.932
Smith	SS	103	601	155	352	29	94	—	.844
Orr	1B	99	1042	976	44	41	22	—	.979
Radford	CF	88	214	180	22	2	12	—	.944
Foutz	RF	78	143	115	13	3	15	—	.895
"	1B	42	476	455	13	21	8	—	.983
"	P	23	68	18	45	4	5	—	.926
Burdock	2B	70	437	172	233	23	42	—	.904
Bushong	C	69	494	347	105	8	42	47	.915
McClellan	2B	56	325	145	149	23	31	—	.905
"	CF@	18	41	36	4	0	1	—	.976
Caruthers	RF@	51	109	93	5	3	11	—	.899
"	P	44	141	34	92	2	15	—	.894
Hughes	P	40	111	13	83	3	15	—	.865
Burns	SS	36	174	50	98	6	26	—	.871
"	RF@	14	27	22	0	0	5	—	.815
Clark	C	36	294	197	61	6	36	32	.878
Peoples	C	25	232	169	38	6	25	12	.892
Terry	P	23	55	10	40	2	5	—	.909
Corkhill	CF@	19	51*	48*	2	0	1	—	.980*
Mays	P	18	58	7	45	2	6	—	.897

	Pos	G	TC	PO	A	DP	E	PB	FA
Holbert	C	15	108	74	26	2	8	7	.926
Silch	RF@	14	23	19	1	0	3	—	.870
Collins	2B	12	68	30	31	4	7	—	.897
		143	6133	3850	1776	88	502	98	.917

	G	IP	H	GS	CG	W	L	SO	BB	Sh	Sv	ERA	HB	WP	HR
Bob Caruthers	44	391.2	337	43	42	29	15	140	53	4	0	2.39	10	23	4
Mickey Hughes	40	363	281	40	40	25	13	159	98	2	0	2.13	6	21	5
Bill Terry #	23	195	145	23	20	13	8	138	67	2	0	2.03	9	14	2
Dave Foutz	23	176	146	19	19	12	7	73	35	0	0	2.51	5	7	3
Al Mays	18	160.2	150	18	17	9	9	67	32	1	0	2.80	11	9	1
		1286.1	1059	143	138	88	52	577	285	9	0	2.33	41	74	15

No-hit game 4-0 vs Louisville, May 27

PHILADELPHIA

Bill Sharsig
Athletics Park

	G	AB	H	R	2B	3B	HR	RBI	BB	SB	HBP	BA	SA	OBP	
CF Curt Welch	136	549	155	125	22	8	1	61	33	95	29	.282	.357	.355	
1B Ted Larkin	135	546	147	92	28	12	7	101	33	20	13	.269	.403	.326	
2B Lou Bierbauer	135	535	143	83	20	9	0	80	25	34	1	.267	.338	.301	
LF Harry Stovey	130	530	152	127	25	20	9	65	65	87	3	.287	.460	.365	
SS Bill Gleason	123	499	112	55	10	2	0	61	12	27	9	.224	.253	.256	
3B Denny Lyons	111	456	135	93	22	5	6	83	41	39	7	.296	.406	.363	
RF Tom Poorman	97	383	87	76	16	6	2	44	31	46	5	.227	.316	.294	
C Wilbert Robinson	66	254	62	32	7	2	1	31	9	11	0	.244	.299	.270	
P Ed Seward	64	225	32	27	3	3	2	14	18	12	3	.142	.209	.215	
P Gus Weyhing	48	184	40	19	6	8	1	14	1	5	0	.217	.353	.222	
C George Townsend	42	161	25	13	6	0	0	12	4	2	1	.155	.193	.181	
P Mike Mattimore	41	142	38	22	6	5	0	12	12	16	2	.268	.380	.333	
Sub Mike Sullivan	28	112	31	20	5	6	1	19	3	10	0	.277	.455	.296	
Sub Tom Gunning	23	92	18	18	0	0	0	5	2	14	3	.196	1.96	.237	
Sub Blondie Purcell (2)	18	66	11	10	3	1	0	6	5	10	1	.167	.242	.236	
Sub Frank Fennelly (2)	15	47	11	13	2	2	1	12	9	5	0	.234	.426	.357	
P Bill Blair	4	13	4	1	1	0	0	1	1	0	0	.308	.385	.357	
Sub Bill Farmer	3	12	2	0	0	0	0	1	0	0	0	.167	.167	.167	
P Phenomenal Smith (2)	3	9	3	1	1	0	0	2	1	1	0	.333	.444	.400	
Sub Frank Zinn	2	7	0	0	0	0	0	0	1	0	0	.000	.000	.125	
P Bob Gamble	1	3	1	0	0	0	0	0	0	0	0	.333	.333	.333	
Sub Whitey Gibson	1	3	0	0	0	0	0	0	0	0	0	.000	.000	.000	
		136	4828	1209	827	183	89	31	624	303	434	77	.2504	.344	.305

1B—Larkin 122, Stovey 13, Robinson 1, Gleason 1

2B—Bierbauer 121, Larkin 14, Welch 3

SS—Gleason 121, Fennelly 15

3B—Lyons 111, Bierbauer 13, Sullivan 10, Gleason 1, Purcell 1

OF—Welch 135, Stovey 118, Poorman 97, Sullivan 18, Purcell 18, Mattimore 16, Seward 7, Weyhing 2, Blair 1

C—Robinson 65, Townsend 42, Gunning 23, Farmer 3, Zinn 2, Gibson 1

P—Seward 57, Weyhing 47, Mattimore 26, Blair 4, Smith 3, Gamble 1, Bierbauer 1

THE ANNUAL RECORD

	Pos	G	TC	PO	A	DP	E	PB	FA
Welch	CF	135	310	272	23	6	15	—	.952
Larkin	1B	122	1301	1222	36	44	43	—	.967
"	2B	14	87	41	33	7	13	—	.851
Bierbauer	2B	121	809	342	399	39	68	—	.916
"	3B	13	48	22	24	2	2	—	.958
Gleason	SS	121	562	112	370	32	80	—	.858
Stovey	LF	118	229	204	12	4	13	—	.943
"	1B	13	130	125	4	6	1	—	.992
Lyons	3B	111	401	159	193	11	49	—	.878
Poorman	RF	97	137	115	8	1	14	—	.898
Robinson	C	65	609	428	143	5	38	53	.938
Seward	P	57	168	24	125	4	19	—	.887
Weyhing	P	47	132	22	93	1	17	—	.871
Townsend	C	42	332	225	76	2	31	46	.907
Mattimore	P	26	82	8	67	4	7	—	.915
"	RF@	16	31	24	4	2	3	—	.903
Gunning	C	23	188	130	38	4	20	26	.894
Sullivan	RF@	18	31	22	1	0	8	—	.742
"	3B	10	42	12	18	0	12	—	.714
Purcell	LF@	17	31	25	3	1	3	—	.903
Fennelly	SS	15	68*	18	44*	4*	6*	—	.912
		136	5844	3620	1747	73	475	132	.919

	G	IP	H	GS	CG	W	L	SO	BB	Sh	Sv	ERA	HB	WP	HR
Ed Seward #	57	518.2	388	57	57	35	19	272	127	6	0	2.01	22	54	4
Gus Weyhing ##	47	404	314	47	45	28	18	204	111	3	0	2.25	42	56	4
Mike Mattimore	26	221	221	24	24	15	10	80	65	4	0	3.38	13	19	6
Bill Blair	4	31	28	4	3	1	3	16	8	0	0	2.61	1	1	0
Phenomenal Smith (2)	3	22	21	3	3	2	1	19	10	0	0	2.86	0	4	0
Bob Gamble	1	9	10	1	1	0	1	2	3	0	0	8.00	0	0	0
Lou Bierbauer	1	3	5	0	0	0	0	3	0	0	0	0.00	0	1	0
		1208.2	988	136	133	81	52	596	324	13	0	2.41	78	135	14

No-hit game 12-2 vs Cincinnati, July 26
 ## No-hit game 4-0 vs Kansas City, July 31

CINCINNATI
Gus Schmelz

American Park

	G	AB	H	R	2B	3B	HR	RBI	BB	SB	HBP	BA	SA	OBP
3B Hick Carpenter	136	551	147	68	14	5	3	67	5	59	5	.267	.327	.280
RF Hugh Nicol	135	548	131	112	10	2	1	35	67	103	7	.239	.270	.330
1B Long John Reilly	127	527	169	112	28	14	13	103	17	82	18	.321	.501	.363
CF Pop Corkhill (1)	118	490	133	68	11	9	1	74	15	27	4	.271	.337	.299
2B Bid McPhee	111	458	110	88	12	10	4	51	43	54	5	.240	.336	.312
SS Frank Fennelly (1)	120	448	88	64	8	7	2	56	63	43	1	.196	.259	.297
LF White Wings Tebeau	121	411	94	72	12	12	3	51	61	37	7	.229	.338	.338
C Jim Keenan	85	313	73	38	9	8	1	40	22	9	5	.233	.323	.294
C Kid Baldwin	67	271	59	27	11	3	1	25	3	4	3	.218	.292	.235
P Tony Mullane	51	175	44	27	4	4	1	16	8	12	3	.251	.337	.296
P Leon Viau	43	149	13	16	1	2	0	8	11	5	0	.087	.121	.150
Sub Heinie Kappel	36	143	37	18	4	4	1	15	2	20	1	.259	.364	.274
Sub Jack O'Connor	36	137	28	14	3	1	1	17	6	12	1	.204	.263	.243
P Elmer Smith	40	129	29	15	4	1	0	9	20	2	0	.225	.271	.329

	G	AB	H	R	2B	3B	HR	RBI	BB	SB	HBP	BA	SA	OBP
P John Weyhing	8	23	3	2	0	0	0	0	1	0	0	.130	.130	.167
P Billy Serad	6	23	3	4	1	0	0	4	1	0	0	.130	.174	.167
Sub Ned Bligh	3	5	0	0	0	0	0	0	0	0	0	.000	.000	.000
	137	4801	1161	745	132	82	32	571	345	469	60	.242	.323	.301

1B—Reilly 117, Keenan 16, Mullane 4, Baldwin 1, Corkhill 1
 2B—McPhee 109, Nicol 12, Kappel 10, Fennelly 4, Mullane 2, Corkhill 1
 SS—Fennelly 112, Kappel 25, Nicol 1
 3B—Carpenter 136, McPhee 1, Kappel 1
 OF—Nicol 125, Tebeau 121, Corkhill 116, O'Connor 34, Reilly 10, Fennelly 4, Mullane 3, Smith 2, Baldwin 2, Bligh 1, Viau 1, McPhee 1
 C—Keenan 69, Baldwin 65, O'Connor 2, Bligh 2
 P—Mullane 44, Viau 42, Smith 40, Weyhing 8, Serad 6, Corkhill 2

	Pos	G	TC	PO	A	DP	E	PB	FA
Carpenter	3B	136	494	142	286	15	66	—	.866
Nicol	RF	125	214	188	17	4	9	—	.958
"	2B	12	55	28	25	5	2	—	.964
Tebeau	LF	121	236	195	20	3	21	—	.911
Reilly	1B	117	1337	1264	42	73	31	—	.977
Corkhill	CF	116	284*	255*	17	5	12	—	.958*
Fennelly	SS	112	663*	150	419*	37*	94*	—	.858
McPhee	2B	109	781	369	365	65	47	—	.940
Keenan	C	69	499	356	114	7	29	37	.942
"	1B	16	157	150	6	6	1	—	.994
Baldwin	C	65	498	350	107	6	41	48	.918
Mullane	P	44	116	22	81	1	13	—	.888
Viau	P	42	105	18	78	0	9	—	.914
Smith	P	40	74	4	58	0	12	—	.838
O'Connor	CF@	34	78	54	8	0	16	9	.795
Kappel	SS	25	119	25	69	5	25	—	.790
"	2B	10	55	22	20	4	13	—	.764
		137	5958	3708	1792	100	456	96	.923

	G	IP	H	GS	CG	W	L	SO	BB	Sh	Sv	ERA	HB	WP	HR
Tony Mullane	44	380.1	341	42	41	26	16	186	75	4	1	2.84	29	24	9
Leon Viau	42	387.2	331	42	42	27	14	164	110	1	0	2.65	20	27	7
Elmer Smith	40	348.1	309	40	37	22	17	154	89	5	0	2.74	19	25	1
John Weyhing	8	65.2	52	8	7	3	4	30	17	0	0	1.23	1	1	0
Billy Serad	6	50.2	62	5	5	2	3	4	19	0	0	3.55	6	5	1
Pop Corkhill	2	5	8	0	0	0	0	1	0	0	1	1.80	0	0	1
		1237.2	1103	137	132	80	54	539	310	10	2	2.73	75	82	19

BALTIMORE

Billy Barnie
 Oriole Park I

	G	AB	H	R	2B	3B	HR	RBI	BB	SB	HBP	BA	SA	OBP
CF Mike Griffin	137	542	139	103	21	11	0	46	555	46	5	.256	.336	.331
1B Tommy Tucker	136	520	149	74	17	12	6	61	16	43	18	.287	.400	.330
3B Billy Shindle	135	514	107	61	14	8	1	53	20	52	8	.208	.272	.249
2B Bill Greenwood	115	409	78	69	13	1	0	29	30	46	6	.191	.227	.256

THE ANNUAL RECORD

	G	AB	H	R	2B	3B	HR	RBI	BB	SB	HBP	BA	SA	OBP
RF Blondie Purcell (1)	101	406	96	53	9	4	2	39	27	16	3	.236	.293	.289
SS Jack Farrell	103	398	81	72	19	5	4	36	27	16	3	.236	.293	.289
LF Oyster Burns (1)	79	325	97	54	18	9	4	42	24	23	1	.298	.446	.349
Sub Joe Sommer	79	297	65	31	10	0	0	35	18	13	1	.219	.253	.266
Sub Jack O'Brien	57	196	44	25	11	5	0	18	17	14	4	.224	.332	.300
P Bert Cunningham	51	177	33	17	3	2	1	9	5	2	2	.186	.243	.217
C Chris Fulmer	52	166	31	20	5	1	0	10	21	10	2	.187	.229	.286
Sub Walt Goldsby	45	165	39	13	1	1	0	14	8	17	4	.236	.255	.288
P Matt Kilroy	43	145	26	13	5	2	0	19	19	10	1	.179	.241	.242
Sub Bart Cantz	37	126	21	7	2	1	0	9	2	0	0	.167	.198	.180
P Phenomenal Smith (1)	35	109	27	16	3	4	1	12	11	2	1	.248	.376	.322
Sub Sam Trott	31	108	30	19	11	4	0	22	4	1	0	.278	.454	.304
P Sam Shaw	6	20	3	3	0	0	0	0	2	1	0	.150	.150	.227
P George Walker	4	13	1	1	0	0	0	1	0	0	0	.077	.077	.077
P Pat Whitaker	2	6	0	0	0	0	0	0	0	0	0	.000	.000	.000
Sub Jack Peltz	1	4	1	1	0	0	0	0	0	1	0	.250	.250	.250
P Mike Kilroy	1	4	0	0	0	0	0	0	0	0	0	.000	.000	.000
P John Harkins	1	3	0	1	0	0	0	0	1	0	0	.000	.000	.250
Sub George Bradley	1	3	0	0	0	0	0	0	0	0	0	.000	.000	.000
	137	4656	1068	653	162	70	19	455	298	326	58	.229	.306	.284

1B—Tucker 129, O'Brien 7, Purcell 1, Trott 1, Sommer 1
 2B—Greenwood 86, Farrell 52, Burns 2, Sommer 2, Trott 1
 SS—Farrell 54, Sommer 34, Greenwood 28, Burns 23, Purcell 2, Bradley 1
 3B—Shindle 135, Burns 2, Trott 1
 OF—Griffin 137, Purcell 100, Burns 56, Goldsby 45, Sommer 44, O'Brien 13, Tucker 7, Fulmer 7, Matt Kilroy 7, Cantz 4, Trott 3, Greenwood 1, Cunningham 1, Smith 1, Peltz 1
 C—Fulmer 45, O'Brien 37, Cantz 33, Trott 27
 P—Cunningham 51, Matt Kilroy 40, Smith 35, Shaw 6, Burns 5, Walker 4, Whitaker 2, Harkins 1, Mike Kilroy 1, Tucker 1

	Pos	G	TC	PO	A	DP	E	PB	FA
Griffin	CF	137	321	274	27	6	20	—	.938
Shindle	3B	135	605	218	340	26	47	—	.922
Tucker	1B	129	1449	1354	59	64	36	—	.975
Purcell	RF	100	170	145	9	3	16	—	.906
Greenwood	2B	86	439	158	243	17	38	—	.913
"	SS	28	122	45	56	8	21	—	.828
Burns	LF	56	117	97	3	1	17	—	.855
"	SS	23	124	43	61	8	20	—	.839
Farrell	SS	54	275	75	173	11	27	—	.902
"	2B	52	296	95	181	25	20	—	.932
Cunningham	P	51	151	20	106	3	25	—	.834
Fulmer	C	45	309	237	42	5	30	44	.903
Goldsby	LF@	45	62	53	3	0	6	—	.903
Sommer	LF@	44	70	54	7	1	9	—	.871
"	SS	34	171	53	98	12	20	—	.883
Matt Kilroy	P	40	83	17	60	2	6	—	.928
O'Brien	C	37	268	205	43	4	20	30	.925
"	RF@	13	10	5	0	0	5	—	.500
Smith	P	35	73	8	48	1	17	—	.767
Cantz	C	33	228	156	50	1	22	30	.904
Trott	C	27	207	156	32	4	19	14	.908
		137	5761	3597	1703	88	461	118	.920

	G	IP	H	GS	CG	W	L	SO	BB	Sh	Sv	ERA	HB	WP	HR
Bert Cunningham	51	453.1	412	51	50	22	29	186	157	0	0	3.39	30	47	8
Matt Kilroy	40	321	347	40	35	17	21	135	79	2	0	4.04	23	45	5
Phenomenal Smith (1)	35	292	249	32	31	14	19	152	137	0	0	3.61	24	25	5
Sam Shaw	6	53	65	6	6	2	4	22	15	0	0	3.40	4	1	2
George Walker	4	35	36	4	4	1	3	18	14	1	0	5.91	0	5	2
Pat Whitaker	2	14	13	2	2	1	1	5	6	0	0	5.14	2	0	0
Oyster Burns	5	12.2	12	0	0	0	1	2	3	0	0	4.26	0	3	0
Mike Kilroy	1	9	12	1	1	0	1	1	5	0	0	8.00	0	0	1
John Harkins	1	8	12	1	1	0	1	2	3	0	0	6.75	0	2	0
Tommy Tucker	1	2.1	4	0	0	0	0	2	0	0	0	3.86	0	1	0
	1200.1	1162	137	130	57	80	525	419	3	0	0	3.78	83	129	23

CLEVELAND**Jimmy Williams (20-44) Tom Loftus (30-38)**

Association Park

	G	AB	H	R	2B	3B	HR	RBI	BB	SB	HBP	BA	SA	OBP
SS Ed McKean	131	548	164	94	21	15	6	68	28	52	6	.299	.425	.340
2B Cub Stricker	127	493	115	80	13	6	1	33	50	60	6	.233	.290	.311
LF Bob Gilks	119	484	111	59	14	4	1	63	7	16	3	.229	.281	.245
1B Jay Faatz	120	470	124	73	10	2	0	51	12	64	21	.264	.294	.312
CF Pete Hotaling	98	403	101	67	7	6	0	55	26	35	7	.251	.298	.307
3B Gus Alberts	102	364	75	51	10	6	1	48	41	26	7	.206	.275	.299
Sub Mike Goodfellow	68	269	66	24	7	0	0	29	11	7	3	.245	.271	.283
RF Ed Hogan	78	269	61	60	16	6	0	24	50	30	10	.227	.331	.368
C Pop Snyder	64	237	51	22	7	3	0	14	6	9	1	.215	.270	.238
C Chief Zimmer	65	212	51	27	11	4	0	22	18	15	4	.241	.330	.312
Sub John McGlone	55	203	37	22	1	3	1	22	16	26	2	.182	.232	.249
P Jersey Bakely	61	194	26	19	0	1	1	9	26	1	1	.134	.160	.240
P Cinders O'Brien	32	109	20	13	1	0	0	9	4	2	1	.183	.193	.219
Sub Deacon McGuire (3)	26	94	24	15	1	3	1	13	7	2	4	.255	.362	.333
Sub Bill McClellan (2)	22	72	16	6	0	0	0	5	6	6	0	.222	.222	.282
P Billy Crowell (1)	18	58	5	5	2	0	0	3	3	1	0	.086	.121	.131
Sub Dick Van Zant	10	31	8	1	1	0	0	1	1	1	1	.258	.290	.303
P George Proeser	7	23	7	5	2	0	0	1	1	0	0	.304	.391	.333
P Ed Keas	6	23	2	1	0	0	0	0	0	0	1	.087	.087	.125
P Mike Morrison	4	17	4	2	0	0	0	0	0	0	0	.235	.235	.235
P Doc Oberlander	3	14	3	3	2	0	0	4	0	0	0	.214	.357	.214
P Bill Stemmeyer	3	10	4	2	1	0	0	1	1	0	1	.500	.500	.500
P Ed Knouff (2)	2	6	1	0	1	0	0	0	1	0	0	.167	.333	.286
	135	4603	1076	651	128	59	12	475	315	353	79	.234	.295	.294

1B—Faatz 120, McGuire 6, Snyder 4, Goodfellow 3, Zimmer 3, Stemmeyer 1

2B—Stricker 122, McKean 9, McClellan 5, Gilks 1, Knouff 1

SS—McKean 78, Alberts 53, Gilks 4, McClellan 2, Zimmer 1, Bakely 1, Goodfellow 1

3B—Alberts 49, McGlone 48, Gilks 28, Van Zant 10, McKean 1

OF—Hotaling 98, Gilks 87, Hogan 78, Goodfellow 62, McKean 48, McClellan 15, McGlone 7, Stricker 6, McGuire 3, Zimmer 3, Snyder 3, O'Brien 2, Crowell 1

C—Zimmer 59, Snyder 58, McGuire 17, Goodfellow 4

P—Bakely 61, O'Brien 30, Crowell 18, Proeser 7, Keas 6, Morrison 4, Oberlander 3, Knouff 2, Stricker 2, Stemmeyer 2

THE ANNUAL RECORD

	Pos	G	TC	PO	A	DP	E	PB	FA
Stricker	2B	122	805	387	361	58	57	—	.929
Faatz	1B	120	1223	1171	39	50	13	—	.989
Hotaling	CF	98	205	170	10	7	25	—	.878
Gilks	LF	87	167	136	15	2	16	—	.904
"	3B	28	120	31	69	9	20		.833
McKean	SS	78	396	120	240	13	36	—	.909
"	LF@	48	97	79	7	2	11		.887
Hogan	RF	78	125	104	8	1	13	—	.896
Goodfellow	RF@	62	117	93	8	1	16	4	.863
Bakely	P	61	153	21	114	3	18	—	.882
Zimmer	C	59	462	311	111	6	40	47	.913
Snyder	C	58	486	308	130	11	48	57	.901
Alberts	SS	53	269	58	174	15	37	—	.862
"	3B	49	191	68	103	9	20		.895
McGlone	3B	48	207	70	93	5	44	—	.787
O'Brien	P	30	87	16	62	2	9	—	.897
Crowell	P	18	35	2	31	1	2	—	.943
McGuire	C	17	147	102	29	3	16	21	.891
McClellan	CF@	15	16	11	3	0	2	—	.875
Van Zant	3B	10	37	7	22	2	8	—	.784
		135	5753	3511	1752	87	488	129	.915

	G	IP	H	GS	CG	W	L	SO	BB	Sh	Sv	ERA	HB	WP	HR
Jersey Bakely	61	532.2	518	61	60	25	33	212	128	4	0	2.97	15	40	14
Cinders O'Brien	30	259	245	30	30	11	19	135	99	1	0	3.30	12	37	5
Billy Crowell (1)	18	150.2	212	18	16	5	13	61	61	0	0	5.79	9	20	7
George Proeser	7	59	53	7	7	3	4	20	30	1	0	3.81	7	7	4
Ed Keas	6	51	53	6	6	3	3	18	12	0	0	2.29	1	4	1
Mike Morrison	4	35	40	4	4	1	3	14	19	0	0	5.40	1	3	3
Doc Oberlander	3	25.2	27	3	3	1	2	23	18	0	0	5.26	1	5	2
Bob Gilks	4	21	26	2	2	0	2	3	8	0	1	8.14	1	0	2
Bill Stemmeyer	2	16	37	2	2	0	2	7	9	0	0	9.00	1	2	0
Cub Stricker	2	12	16	0	0	1	0	5	2	0	0	4.50	1	1	0
Ed Knouff (2)	2	9	8	2	1	0	1	2	3	0	0	1.00	1	1	0
	1171	1235	135	131	50	82	500	389	6	1	3.72	50	120	38	

LOUISVILLE

Honest John Kelly (10-29) John Kerins (3-4) Mordecai Davidson (35-54)
Eclipse Park I

	G	AB	H	R	2B	3B	HR	RBI	BB	SB	HBP	BA	SA	OBP
RF Jimmy Wolf	128	538	154	80	28	11	0	67	25	41	2	.286	.378	.320
LF Hub Collins (1)	116	485	149	117	26*	11	2	50	41	62	4	.307	.419	.366
2B Reddy Mack	112	446	97	77	13	5	3	34	52	18	15	.217	.289	.320
3B Joe Werrick	111	413	89	49	12	7	0	51	30	15	3	.215	.278	.274
CF Pete Browning	99	383	120	58	22	8	3	72	37	36	4	.313	.436	.380
UT John Kerins	83	319	75	38	11	4	2	41	25	16	3	.235	.313	.297
P Scott Stratton	67	249	64	35	8	1	1	29	12	10	7	.257	.309	.310
P Guy Hecker	56	211	48	32	9	2	0	29	11	20	6	.227	.289	.285
1B Skyrocket Smith	58	206	49	27	9	4	1	31	24	5	11	.238	.335	.349
SS Bill White (1)	49	198	55	35	6	5	1	30	7	15	3	.278	.374	.313
Sub Farmer Vaughn	51	189	37	15	4	2	1	21	4	4	1	.196	.254	.216
C Paul Cook	57	185	34	20	2	0	0	13	5	9	4	.184	.195	.222
C Lave Cross	47	181	41	20	3	0	0	15	2	10	1	.227	.243	.239
P Toad Ramsey	42	142	17	12	6	0	0	9	9	0	2	.120	.162	.183
Sub Harry Raymond	32	123	26	8	2	0	0	13	1	7	0	.211	.228	.218

	G	AB	H	R	2B	3B	HR	RBI	BB	SB	HBP	BA	SA	OBP
Sub Phil Tomney	34	120	18	15	3	0	0	4	7	11	0	.150	.175	.197
Sub Buck Weaver	26	112	28	12	1	1	0	8	3	12	1	.250	.277	.276
P Icebox Chamberlain (1)	26	94	18	11	4	2	0	3	6	8	0	.191	.277	.240
Sub Tom Esterbrook (2)	23	93	21	9	6	0	0	7	3	5	2	.226	.290	.265
Sub Wally Andrews	26	93	18	12	6	3	0	6	13	5	0	.194	.323	.292
P John Ewing	21	79	16	6	1	1	0	5	1	7	0	.203	.241	.213
Sub Phil Reccius	2	9	2	0	1	0	0	4	1	0	0	.222	.333	.300
Sub Ed Fusselbach	1	4	1	0	0	0	0	1	0	0	0	.250	.250	.250
Sub Herk Burnett	1	4	0	1	0	0	0	0	1	1	0	.000	.000	.200
P Billy Crowell (2)	1	3	0	0	0	0	0	0	1	1	0	.000	.000	.250
Sub ? Long	1	2	0	0	0	0	0	0	1	0	0	.000	.000	.333
	139	4881	1177	689	183	67	14	543	322	318	69	.241	.315	.297

1B—Smith 58, Hecker 30, Andrews 26, Esterbrook 23, Kerins 4, Wolf 1

2B—Mack 112, Collins 19, Werrick 8, Kerins 1

SS—Wolf 39, White 38, Tomney 34, Collins 15, Werrick 11, Cross 2, Cook 1

3B—Werrick 89, Raymond 31, White 11, Wolf 4, Reccius 2, Kerins 2

OF—Browning 99, Wolf 85, Collins 82, Kerins 47, Stratton 38, Vaughn 28, Weaver 26, Cross 12, Cook 4, Chamberlain 4,

Ramsey 4, Werrick 3, Hecker 1, Raymond 1, Fusselbach 1, Burnett 1, Long 1

C—Cook 53, Cross 37, Kerins 33, Vaughn 25, Wolf 3

P—Ramsey 40, Stratton 33, Hecker 28, Chamberlain 24, Ewing 21, Crowell 1

	Pos	G	TC	PO	A	DP	E	PB	FA
Mack	2B	112	718	307	344	35	67	—	.907
Browning	CF	99	214	174	16	8	24	—	.888
Werrick	3B	89	328	96	170	9	62	—	.811
"	SS	11	58	12	33	0	13	—	.776
Wolf	RF	85	149	113	19	4	17	3	.886
"	SS	39	234	62	131	9	41	—	.825
Collins	LF	82	219	175	20	6	24	—	.890
"	2B	19	111	52	51	4	8	—	.928
"	SS	15	90	41	32	4	17	—	.811
Smith	1B	58	608	568	22	15	18	—	.970
Cook	C	53	337	221	81	7	35	51	.896
Kerins	RF	47	77	63	2	1	12	—	.844
"	C	33	343	245	63	4	35	32	.898
Ramsey	P	40	83	8	57	1	18	—	.783
Cross	C	37	282	202	60	3	20	22	.929
"	RF@	12	19	14	2	1	3	—	.842
Stratton	LF@	38	69	40	19	0	10	—	.855
"	P	33	84	26	51	1	7	—	.917
White	SS	38	223	52*	130	5	41	—	.816
"	3B	11	42	11	27	1	4	—	.905
Tomney	SS	34	178	40	117	7	21	—	.882
Raymond	3B	31	129	59	55	1	15	—	.884
Hecker	1B	30	314	289	5	11	20	—	.936
"	P	28	73	16	52	1	5	—	.932
Vaughn	LF@	28	51	40	4	2	7	—	.863
"	C	25	190	124	45	4	21	23	.889
Andrews	1B	26	294	283	10	16	1	—	.997
Weaver	CF@	26	49	37	6	0	6	—	.878
Chamberlain	P	24	57	9	45	0	3	—	.947*
Esterbrook	1B	23	237	218	10	8	9	—	.962
Ewing	P	21	53	4	44	0	5	—	.906
		139	6070	3691	1770	75	609	131	.900

THE ANNUAL RECORD

	G	IP	H	GS	CG	W	L	SO	BB	Sh	Sv	ERA	HB	WP	HR
Toad Ramsey	40	342.1	362	40	37	8	30	228	86	1	0	3.42	11	48	10
Scott Stratton	33	269.2	287	28	28	10	17	97	53	2	0	3.64	15	24	7
Guy Hecker	28	223.1	251	25	25	8	17	63	43	0	0	3.39	10	6	5
Icebox Chamberlain (1)	24	196	177	24	21	14	9	119	59	1	0	2.53	11	20	2
John Ewing	21	191	175	21	21	8	13	87	34	2	0	2.83	8	4	3
Billy Crowell (2)	1	9	12	1	1	0	1	5	6	0	0	6.00	1	0	1
		1231.1	1264	139	133	48	87	599	281	6	0	3.25	56	102	28

KANSAS CITY

Dave Rowe (14-36) Sam Barkley (21-36) Bill Watkins (8-17)
Association Park

	G	AB	H	R	2B	3B	HR	RBI	BB	SB	HBP	BA	SA	OBP
CF Jim McTamany	130	516	127	94	12	10	4	41	67	55	11	.246	.331	.345
1B Bill Phillips	129	509	120	57	20	10	1	56	27	10	7	.236	.320	.284
3B Jumbo Davis	121	491	131	70	22	8	3	61	20	42	6	.267	.363	.304
2B Sam Barkley	116	482	104	67	21	6	4	51	26	15	4	.216	.309	.262
SS Henry Easterday	115	401	76	42	7	6	3	37	31	23	5	.190	.259	.256
C Jim Donahue	88	337	79	29	11	3	1	28	21	12	1	.234	.294	.281
RF Monk Cline	73	293	69	45	13	2	0	19	20	29	2	.235	.294	.289
Sub Law Daniels	61	218	45	32	2	0	2	28	14	20	3	.206	.243	.264
P Henry Porter	55	195	28	12	3	0	0	10	8	1	0	.144	.159	.177
Sub Frank Hankinson	37	155	27	20	4	1	1	20	11	2	0	.174	.232	.229
LF Myron Allen	37	136	29	23	6	4	0	10	9	4	1	.213	.316	.267
Sub Billy Hamilton	35	129	34	21	4	4	0	11	4	19	4	.264	.357	.307
Sub Dave Rowe	32	122	21	14	3	4	0	13	6	2	1	.172	.262	.217
Sub Jack Brennan	34	118	20	5	2	0	0	6	3	3	2	.169	.186	.203
P Tom Sullivan	28	92	10	10	1	0	0	5	9	7	0	.109	.120	.188
Sub Jim Burns	15	66	20	13	0	0	0	4	1	6	3	.303	.303	.343
P Bill Fagan	18	65	14	5	3	0	0	4	2	0	2	.215	.262	.261
P Red Ehret	17	63	12	4	4	0	0	4	1	1	0	.190	.254	.203
P Steve Toole	13	48	10	6	2	2	0	7	1	2	0	.208	.233	.224
Sub Fatty Briody	13	48	10	1	1	0	0	8	1	0	0	.208	.229	.224
P Frank Hoffman	12	39	6	6	1	0	0	2	4	2	2	.154	.179	.267
Sub Charley Jones	6	25	4	2	0	1	0	5	1	1	0	.160	.240	.306
P John Kirby	5	16	1	1	0	0	0	0	0	0	1	.063	.063	.118
Sub Charlie Hoover	3	10	3	0	0	0	0	1	0	0	0	.300	.300	.300
Sub Ed Glenn (1)	3	8	0	0	0	0	0	0	0	1	2	.000	.000	.000
P Frank Hafner	2	6	0	0	0	0	0	0	1	0	0	.000	.000	.143
	132	4588	1000	579	142	61	19	431	288	257	57	.218	.288	.273

1B—Phillips 129, Hankinson 2, Ehret 1

2B—Barkley 116, Hankinson 13, Cline 3, Donahue 1, Ehret 1

SS—Easterday 115, Hankinson 9, Davis 8, Daniels 1

3B—Davis 113, Hankinson 7, Brennan 5, Donahue 5, Daniels 2, Cline 1

OF—McTamany 130, Cline 70, Allen 35, Hamilton 35, Rowe 32, Daniels 30, Donahue 18, Burns 15, Ehret 10, Hankinson 7, Jones 6, Brennan 5, Sullivan 4, Glenn 3, Porter 2, Fagan 2, Toole 2

C—Donahue 67, Daniels 29, Brennan 25, Briody 13, Hoover 3

P—Porter 55, Sullivan 24, Fagan 17, Hoffman 12, Toole 12, Ehret 7, Kirby 5, Hafner 2, Allen 2

	Pos	G	TC	PO	A	DP	E	PB	FA
McTamany	CF	130	298	245	27	5	26	—	.913
Phillips	1B	129	1563	1476	55	66	32	—	.980
Barkley	2B	116	698	341	314	44	43	—	.938
Easterday	SS	115	652	120	459	30	73	—	.888

	Pos	G	TC	PO	A	DP	E	PB	FA
Davis	3B	113	580	155	334	27	91	—	.843
Cline	RF	70	128	91	22	4	15	—	.883
Donahue	C	67	430	282	106	9	42	47	.902
"	RF@	18	36	29	5	1	2		.944
Porter	P	55	160	11	133	3	16	—	.900
Allen	LF	35	87	72	9	1	6	—	.931
Hamilton	OF@	35	51	45	4	0	2	—	.961
Rowe	LF@	32	70	54	10	1	6	—	.914
Daniels	LF@	30	62	45	8	3	9		.855
"	C	29	198	114	59	4	25	33	.874
Brennan	C	25	173	104	49	4	20	18	.884
Sullivan	P	24	89	17	68	2	4	—	.955
Fagan	P	17	47	5	37	2	5	—	.894
Burns	LF@	15	34	25	4	2	5	—	.853
Briody	C	13	77	52	17	3	8	16	.896
Hankinson	2B	13	76	32	40	3	4	—	.947
Hoffman	P	12	37	7	24	1	6	—	.838
Toole	P	12	29	8	20	0	1	—	.966
Ehret	RF@	10	12	9	0	0	3	—	.750
		132	5929	3468	1954	95	507	114	.914

	G	IP	H	GS	CG	W	L	SO	BB	Sh	Sv	ERA	HB	WP	HR
Henry Porter #	55	474	527	54	53	18	37	145	120	4	0	4.16	23	24	16
Tom Sullivan	24	214.2	227	24	24	8	16	84	68	0	0	3.40	24	30	2
Bill Fagan	17	142.1	179	17	15	5	11	49	75	0	0	5.69	1	14	4
Frank Hoffman	12	104	102	12	12	3	9	38	42	0	0	2.77	6	7	3
Steve Toole	12	91.2	124	10	10	5	6	35	50	0	0	6.68	5	12	4
Red Ehret	7	52	58	6	5	3	2	12	22	0	0	3.98	3	6	1
John Kirby	5	43	48	5	5	1	4	11	7	0	0	4.19	1	9	0
Myron Allen	2	18	17	2	2	0	2	2	1	0	0	2.50	2	0	0
Frank Hafner	2	18	24	2	2	0	2	5	16	0	0	7.00	1	6	2
	1157.2	1306	132	128	43	89	381	401	4	0	0	4.29	66	108	32

No-hit game 4-0 vs Baltimore, June 6

1889

CLARKSON WINS EVERYTHING BUT THE PENNANT

Though no one could have realized it at the time, 1889 was a break point season. Troubled by the unexpected offensive deterioration the previous year, the rules committee shaved the number of called balls needed for a walk to four. It was as if a magic formula had been discovered. Years of tinkering with the number of balls and strikes abruptly ended when the four-ball, three-strike ratio worked so well in 1889 that it has remained a constant ever since.



In 1889 Hick Carpenter became the first major leaguer to play 1,000 games at third base as well as the only lefty ever to play that many games at any infield position other than first base. The previous year Carpenter set the all-time record for the fewest walks by a player in 500 at bats when he earned just five free passes in 561 plate appearances. Carpenter finished his playing career in the Western League and became a Pullman car conductor in August 1892 after that loop folded.

A second rule change in 1889 permitted each team to substitute for one player per game for any reason at the end of a completed inning. Modifications to this new rule over the next few years would expand rosters and increase jobs on the major league level by paving the way for the use of pinch hitters and pinch runners as well as the more liberal use of relief pitchers, but players were preoccupied at that moment in time by a reductive element that had been added to the game. In 1888 the Reserve Clause had been extended to minor league teams. Given this additional chokehold on players, National League owners revived the salary limitation rule they had enacted three years earlier but found inexpedient at that time to enforce. To gain maximum advantage over the players, the moguls waited until Al Spalding took an “All-American” team on a world tour following the 1888 season. Spalding’s contingent was comprised of players from his own Chicago club sprinkled with stars from other League teams, including New York Giants shortstop John Ward, the president of the players’ Brotherhood. With Ward, the players’ most influential voice, conveniently out of the country, Indianapolis owner John “Tooth” Brush proposed

FAMOUS FIRSTS VI

In 1889 Baltimore Orioles first baseman Tommy Tucker became the first switch-hitter to win a major league batting crown. Eleven years later, when the century ended, he was still the only batting titlist who hit from both sides of the plate. That distinction remained Tucker's until 1956. He had another important distinction that will always remain his. Tucker is the only man to play 1,500 or more games at first base in the nineteenth century and not make the Hall of Fame. At the moment he still owns yet a third distinction. No other switch-hitter has ever matched his .372 batting average in 1889. Here are the Top 10 seasons since 1871 by switch-hitting batting title qualifiers:

	YEAR	AVG	AB	H
1. Tommy Tucker	1889	.372	527	196
2. Mickey Mantle	1957	.365	474	173
3. George Davis	1893	.355	549	195
4. Willie McGee	1985	.353	612	216
5. Mickey Mantle	1956	.353	533	188
6. George Davis	1897	.353	519	183
7. George Davis	1894	.352	477	168
8. Tom McCreery	1896	.351	441	155
9. Bob Ferguson	1878	.351	259	91
10. Frankie Frisch	1923	.348	641	223

a salary classification plan based on both a player's performance and his less tangible "personal conduct." Brush's plan ranked players from A to E with a \$250 salary differential for each of the five classifications, ranging from a \$2,500 ceiling to a \$1,500 low. Former League president Abraham Mills opposed the scheme, claiming that a manager "who can't handle salary with the powerful reserve rule at his command ought to have a wet-nurse," but his was the lone executive voice of dissent.

Ward first heard of the plan when the All-American team reached Europe, and he immediately fought to be released from his tour contract so he could return to the United States and begin battle with the owners. When his pleas that Brush's plan robbed players of initiative and paid them less than their worth on an open market were ignored, credence began to be given to the notion of a "Players League," which had first been hatched in Egypt by several members of the world tour. During the 1889 season Ward, with help from teammate Tim Keefe and several other League luminaries, covertly worked to put together his pipe dream and had most of the pieces in place by fall.

MYERS AND MANNING

With batting averages plummeting everywhere in 1888 to new record lows, no one noticed that Washington second baseman Al Myers set a new negative standard for players with 500 or more at bats when he hit just .207. All such arcane records were almost completely ignored until very recently. We now know that the record Myers broke had first belonged to Joe Sommer of the 1886 Baltimore Orioles, the worst hitting team in history. Myers's mark lasted all of one year. In 1889 player-manager Jim Manning of the Kansas City Cowboys hit just .204 in 506 at bats while dividing his duties between second base and the outfield. Manning's record was as short-lived as his Cowboys. It lasted just two years as the Cowboys too survived only two seasons in the Association after replacing the New York Mets. A list of nineteenth century players who hit below .210 with 500 or more at bats:

	Year	Pos	Team	AB	H	R	BA	OBP	SA
Germany Smith	1891	SS	Cin-NL	512	103	50	.201	.258	.260
Jim Manning	1889	OF/2B	KC-AA	506	103	68	.204	.297	.281
Lou Bierbauer	1891	2B	Pit-NL	500	103	60	.206	.252	.262
Al Myers	1888	2B	Was-NL	502	104	46	.207	.270	.271
Billy Shindle	1888	3B	Bal-AA	514	107	61	.208	.249	.272
Joe Sommer	1886	OF	Bal-AA	560	117	79	.209	.245	.261

Ward's extensive off-field activities on behalf of the Players League did not impair his play. If anything, they seemed to inspire him to new heights in 1889 as he hiked his batting average 48 points and reduced his errors from 86 to 68. When first baseman Roger Connor rebounded from two subpar years to lead the League in RBI, and Tim Keefe and Buck Ewing again had fine years for the Giants, Jim Mutrie's club was in control of its own destiny at Cleveland on October 5, the final day of the season. A win by Keefe against Henry Gruber would clinch the Giants' second straight pennant. The Blues, which had deserted the American Association after the 1888 campaign to take Detroit's spot in the League, stood to gain fifth place by beating the Giants in the finale. Though the motivation was ample for a Cleveland victory, it seemed a lock for New York, as Gruber was 7-15 going into the game and Keefe 27-13. Meanwhile, if New York stumbled, in Pittsburgh warming up was John Clarkson, set to claim the pennant for Boston by beating Jim Galvin. Pittsburgh also could capture fifth place given a victory coupled with a Cleveland loss, and unlike Gruber, Galvin was formidable. Already he had 22 wins and the previous year had become the first hurler to achieve 300 career victories. But Clarkson was on an-

other planet in 1889. By every measure, he had the most dominant season of any pitcher in major league history. With the pitching Triple Crown already firmly in hand, Clarkson was shooting to become the only twirler besides Al Spalding to win 50 or more games twice during his career.

Though Clarkson lost disappointingly to Galvin, 5-1, it ultimately affected only his individual stats. When Keefe topped Gruber 5-3, it meant that even if Clarkson had achieved his 50th win, Boston would have tied New York in won-lost differential (84-44 to 83-43) but would still have finished three percentage points behind at .656 to the Giants' .659. Despite the blemish in his final effort of the season, Clarkson nevertheless compiled 21 more wins, 22 more complete games and 200 more innings than any other League pitcher. All are major league records for the greatest margin of difference between a leader and a runner-up.

The Association race was even more tumultuous. Owing to schedule vagaries and a then-existing rule that teams could decide for themselves whether to make up ties or postponed games, when the Brooklyn Bridegrooms opted not to make up any games, the St. Louis Browns were poised to cop their fifth straight pennant by sweeping a doubleheader from Cincinnati on October 15, the Association's official closing date, and then taking three straight makeup games from the Philadelphia Athletics. A loss in the opener of the twin bill at Cincinnati rendered the nightcap and the makeup games meaningless and made the events of September



Goldsby's Golden Giants, the 1887 Topeka Western League club that finished at 90-25 and is considered by some to be the strongest minor league team in the nineteenth century. Missing from the cabinet card are the team's biggest star, 1889 AA rookie sensation Bug Holliday, and Jack Sneed and Jack Dooms, who both joined the club late in the season. Center is player-manager Walt Goldsby and clockwise from bottom center are: Jake Kenyon, Perry Werden, Frank Hafner, Tom Sullivan, Joe Ardner, Jim "Dark Days" Conway (as close to a smile here as you'll ever see him), Jimmy Macullar, Joe Gunson, Ralph Johnson, Dan "Ecky" Stearns, and last and best—Mike "King" Kelly's look-alike and act-alike, Charlie Hoover. A tough, durable catcher, Hoover went to spring training with Chicago in 1888 and hooked on with the Kansas City AA club near the end of that season. His final ML game came in Kansas City on September 28, 1889, against Cincinnati when he took the field while obviously drunk and was promptly roasted by a spectator. Hoover waited until the second inning and then went into the stands and beat his tormentor senseless. Since the rule then required that Kansas wait until the end of the inning to replace him, Hoover finished the frame in center field, his hands too battered to catch. Kansas City suspended him for the rest of the season but took him back the following year after joining the Western Association and promptly regretted it. In December 1890, *The Sporting News* announced, "Charlie Hoover, the toughest ball player in the world, has gotten himself into trouble at Lincoln, owing to an inability to kill a man." Shortly after the New Year in 1891, Hoover was released from prison on the condition that he get out of Lincoln and stay away. On May 2, 1902, Hoover was given a similar directive upon being let out of a Missouri prison. This time he took it more seriously and was never seen again.

7-10 in Brooklyn loom all the more decisive. Over that four-day stretch the Browns had been slated to play their last three games of the season against Bill McGunnigle's Bridegrooms and needed to win them all to wrest 1st place from Brooklyn. But of the three games only one was actually played, and even that contest was never finished. With his team ahead 4-2 on Saturday, September 7, at Brooklyn's Washington Park, Browns manager Charlie Comiskey ordered his troops off the field in the ninth inning when umpire Fred Goldsmith would not agree that it was too dark to continue play. Goldsmith then forfeited the game to Brooklyn. Enraged at Comiskey and owner Chris Von der Ahe, who had lit candles and arranged them like footlights around the Browns' bench to underscore the gathering darkness, the Brooklyn crowd fired beer steins at the Browns as they ran for their team buggy outside the park.

Von der Ahe refused to play the following day even though a huge Sunday crowd of 17,000 was expected, claiming he was frightened for his players' safety but meanwhile hoping to pressure Goldsmith into rescinding the forfeit. Goldsmith stood his ground, however, and then added fuel to the flames when he also forfeited Sunday's game to Brooklyn when the Browns did not appear by the appointed time. Two days later, for the scheduled finale of the series, the Browns journeyed to Washington Park with trepidation, still fearing another crowd assault, but a heavy rainstorm washed out the game.

Loop president Wheeler Wycoff later overturned Saturday's forfeit, and the game was awarded to St. Louis, 4-2, the score at the time it was halted. But Sunday's forfeit was upheld. The inane compromise appeased no one but the Browns and the Columbus Solons, Cleveland's replacement in 1889, which also had suffered a controversial forfeit loss in Brooklyn earlier in the season. Meanwhile all of Brooklyn was outraged by the verdict, shrieking that it was final evidence that Comiskey's team of foul mouths and rule-benders had Association overseers in its pocket, and the mutinous mood in which it left the city bore heavily on Bridegrooms owner Charlie Byrne's mind over the winter.

But for the moment Byrne cared only that his team had at last broken the Browns' grip on the Association pennant. Moreover his Bridegrooms had set a new nineteenth century attendance record and were assured a hefty World's Series cut since their opponents would be none other than the New York Giants, making for the first ever postseason battle between two teams representing the same urban area.

It ought to have been the greatest inter-league clash in the last century, especially when Byrne and Giants owner John Day both learned enough from the 1887 and 1888 Series debacles to stipulate that their best-of-11 affair would cease as soon as the winner had been decided. And the 1889 Series did in fact begin as if it would be a classic, drawing swarms of sportswriters

ONE GAMER IV

When Baltimore manager Billy Barnie made out his lineup on June 17, 1889, he decided it was time to see what rookie George Goetz could do in an official game. As might be expected, Goetz was never seen again after he fanned in all four of his plate appearances. No one else has ever come up so empty offensively in his only big league game, but Goetz's pallid hitting stats were only part of what fans saw about him in the box score in their favorite papers the following morning. Goetz, a housepainter by trade, also pitched nine innings against Louisville and then was inexplicably removed in the bottom of the 10th after Baltimore tallied four runs in the top of the frame to go ahead, 10-6. Goetz's abrupt departure deprived Baltimore denizens from seeing any more of his peculiar zigzag pitch that he called his "whippoorwill swoop" and also deprived him of gaining a complete game victory in his lone major league outing. A list of men who hurled complete game wins at the 50-foot distance in their only major league pitching appearances:

	Date	Team	Inn	K	BB	ERA
George Snyder	Sept. 30, 1882	Phi-AA	9	0	2	0.00
Fred Andrus	July 4, 1884	Chi-NL	9	2	2	2.00
Bill McCaffery	June 15, 1885	Cin-AA	9	2	2	6.00
Dan Bickham	Aug. 13, 1886	Cin-AA	9	6	3	3.00
Harry Raymond	July 27, 1889	Lou-AA	9	1	11	1.00
Bill Price	Apr. 27, 1890	Phi-AA	9	1	7	2.00
Babe Doty	Aug. 18, 1890	Tol-AA	9	4	1	1.00

and spectators to the first two games. But the audience and the media both soured when the Bridegrooms borrowed a page from the Browns, stalling whenever they got ahead and wheeling the two umpires, Bob Ferguson and John Gaffney, that it was too dark to continue. After Brooklyn won three of the first four games and all of its victories were abbreviated by darkness, Day and Ewing, the Giants' field captain, told Byrne that they didn't "care to run any chance of losing another game on account of darkness or intentional delays" and would compete no more "against a club that insists on playing dirty ball." Alarmed at a possible huge revenue loss, Byrne hastily agreed to move up the starting time for the rest of the Series games so they could be played to completion.

The Giants then won five straight games to go up 6-3 and eliminate the need for a 10th or 11th game. Making New York's turnabout all the more remarkable was the negligible contribution from its two aces, Keefe and Mickey Welch. After collecting 55 wins between them during

the regular season, each was hammered in an early Series outing and never given another start. Convinced that the two were exhausted by the taxing pennant drive, Mutrie turned instead to Cannonball Crane and Hank O'Day. McGunnigle likewise was forced to call on secondary hurlers when 40-game winner Bob Caruthers was equally as ineffective as Keefe and Welch. The difference was that Crane and O'Day, a combined 25-21 in 1889, won six of seven decisions in the postseason while McGunnigle's stand-ins for Caruthers produced a composite 7.44 ERA. A year after becoming the first man to pilot a World's Series entrant from each major league, Mutrie also found himself the first to win two straight Series championships.

THE SEASONAL RECORD

NATIONAL LEAGUE

	G	W	L	Pct	H	R	GB	Attendance
1. New York Giants	131	83	43	.659	47-15	36-28	—	201,989
2. Boston Beaneaters	133	83	45	.648	48-17	35-28	1	283,175
3. Chicago White Stockings	136	67	65	.508	37-30	30-35	19	149,175
4. Philadelphia Phillies	130	63	64	.496	43-24	20-40	20	281,869
5. Pittsburgh Alleghenys	134	61	71	.462	40-28	21-43	20.5	117,338
6. Cleveland Spiders	136	61	72	.459	33-35	28-37	25.5	144,425
7. Indianapolis Hoosiers	135	59	75	.440	32-36	27-39	28	105,850
8. Washington Statesmen	127	41	83	.331	24-29	17-54	41	68,653

	NY	Chi	Phi	Bos	Det	Pit	Ind	Was	Tot
New York	—	6	13	12	12	14	13	13	83
Boston	8	—	10	13	16	12	10	14	83
Chicago	5	7	—	9	10	11	13	12	67
Philadelphia	7	6	10	—	9	9	13	9	63
Pittsburgh	7	3	9	9	—	13	10	10	61
Cleveland	4	8	9	10	7	—	9	14	61
Indianapolis	7	10	7	4	10	10	—	11	59
Washington	5	5	7	7	7	3	7	—	41
	43	45	65	64	71	72	75	83	518

SEASON LEADERS

Batting Average (350 ABs)

1. Brouthers, Boston	.373
2. Glasscock, Indianapolis	.352
3. Tiernan, New York	.335
4. F. Carroll, Pittsburgh	.330*
5. Ewing, New York	.327

Slugging Average

1. Connor, New York	.528
2. Brouthers, Boston	.507
3. Ryan, Chicago	.498
4. Tiernan, New York	.497
5. Thompson, Philadelphia	.492

On-Base Percentage

1. F. Carroll, Pittsburgh*	.486
2. Brouthers, Boston	.462
3. Tiernan, New York	.447
4. Connor, New York	.426
5. Gore, New York	.416

* Eligible despite only 318 at bats because he had over 400 plate appearances

Total Bases

1. Ryan, Chicago	287
2. Glasscock, Indianapolis	272
3. Thompson, Philadelphia	262
Connor, New York	262
5. Tiernan, New York	248

Home Runs

1. Thompson, Philadelphia	20
2. Denny, Indianapolis	18
3. Ryan, Chicago	17
4. Connor, New York	13
5. Duffy, Chicago	12

RBI

1. Connor, New York	130
2. Brouthers, Boston	118
3. Anson, Chicago	117
4. Denny, Indianapolis	112
5. Thompson, Philadelphia	111

Hits

1. Glasscock, Indianapolis	205
2. Brouthers, Boston	181
3. Ryan, Chicago	177
4. Duffy, Chicago	172
5. Van Haltren, Chicago	168

Runs

1. Tiernan, New York	147
2. Duffy, Chicago	144
3. Ryan, Chicago	140
4. Gore, New York	132
5. Glasscock, Indianapolis	128

Bases on Balls

1. Tiernan, New York	96
2. Connor, New York	93
3. Radford, Cleveland	91
4. Anson, Chicago	86
5. F. Carroll, Pittsburgh	85

Stolen Bases

1. Fogarty, Philadelphia	99
2. M. Kelly, Boston	68
3. T. Brown, Boston	63
4. Ward, New York	62
5. Glasscock, Indianapolis	57

Strikeouts

1. P. Smith, Pitts-Boston	68
2. Denny, Indianapolis	63
3. Wise, Washington	62
Ryan, Chicago	62
5. Johnston, Boston	60
Fogarty, Philadelphia	60

Hit By Pitch

1. Brouthers, Boston	14
2. F. Carroll, Pittsburgh	11
3. Faatz, Cleveland	10
Seery, Indianapolis	10
P. Smith, Pitts-Boston	10

THE ANNUAL RECORD

OPS

1. F. Carroll, Pittsburgh	.970
2. Brouthers, Boston	.969
3. Connor, New York	.955
4. Tiernan, New York	.944
5. Ryan, Chicago	.886

PITCHING

Wins

1. Clarkson, Boston	49
2. T. Keefe, New York	28
Buffinton, Philadelphia	28
4. Welch, New York	27
5. Galvin, Pittsburgh	23

Losses

1. Staley, Pittsburgh	26
2. Boyle, Indianapolis	23
3. Getzein, Indianapolis	22
Bakely, Cleveland	22
5. Clarkson, Boston	19
Haddock, Washington	19

Innings

1. Clarkson, Chicago	620
2. Staley, Pittsburgh	420
3. Buffinton, Philadelphia	380
4. Boyle, Indianapolis	378.2
5. Welch, New York	375

Complete Games

1. Clarkson, Boston	68
2. Staley, Pittsburgh	46
3. Welch, New York	39
C. O'Brien, Cleveland	39
T. Keefe, New York	39

Strikeouts

1. Clarkson, Boston	284
2. T. Keefe, New York	225
3. Staley, Pittsburgh	159
4. Buffinton, Philadelphia	153
5. Getzein, Indianapolis	139

Winning Percentage (25 decisions)

1. Clarkson, Boston	.721
2. Welch, New York	.692
3. T. Keefe, New York	.683
4. Radbourn, Boston	.645
5. Buffinton, Philadelphia	.636

ERA (140 innings)

1. Clarkson, Boston	2.73
2. Bakely, Cleveland	2.96
3. Welch, New York	3.02
4. Buffinton, Philadelphia	3.24
5. T. Keefe, New York	3.31

Lowest OOBP

1. Clarkson, Boston	.305
2. Radbourn, Boston	.306
3. Staley, Pittsburgh	.309
4. Welch, New York	310
5. T. Keefe, New York	.311

Lowest OBA

1. T. Keefe, New York	.223
2. Welch, New York	.234
3. Clarkson, Boston	.243
4. Crane, New York	.245
Hutchison, Chicago	.245

FIELDING

Putouts

1B

Anson, Chicago	1409
Connor, New York	1265
Farrar, Philadelphia	1265

Assists

Anson, Chicago	79
Faatz, Cleveland	62
Brouthers, Boston	58

Fielding Average

Anson, Chicago	.9822
Beckley, Pittsburgh	.9817
Faatz, Cleveland	.981

2B

Pfeffer, Chicago	452
Stricker, Cleveland	434
Dunlap, Pittsburgh	342

Pfeffer, Chicago	483
Bassett, Indianapolis	451
Stricker, Cleveland	429

Dunlap, Pittsburgh	.950
Pfeffer, Chicago	.943
Bassett, Indianapolis	.937

3B

T. Burns, Chicago	225
Nash, Boston	205
Denny, Indianapolis	199

T. Burns, Chicago	331
P. Tebeau, Cleveland	287
Mulvey, Philadelphia	284

Denny, Indianapolis	.913
Nash, Boston	.905
P. Tebeau, Cleveland	.897

SS

Glasscock, Indianapolis	246
Hallman, Philadelphia	237
Ward, New York	229

Glasscock, Indianapolis	478
McKean, Cleveland	398
Hallman, Philadelphia	337

Glasscock, Indianapolis	.915
McKean, Cleveland	.907
Hallman, Philadelphia	.8954

RF

Radford, Cleveland	205
McGeachy, Indianapolis	189
Duffy, Chicago	184

McGeachy, Indianapolis	36
M. Kelly, Boston	24
Radford, Cleveland	24

Radford, Cleveland	.942
McGeachy, Indianapolis	.918
Thompson, Philadelphia	.901

Putouts		Assists		Fielding Average	
CF					
Fogarty, Philadelphia	302	Fogarty, Philadelphia	42	Fogarty, Philadelphia	.961
Hanlon, Pittsburgh	277	Ryan, Chicago	36	McAleer, Cleveland	.955
Johnston, Boston	267	Hoy, Washington	29	Ryan, Chicago	.926
		McAleer, Cleveland	29		
LF					
Wilmot, Washington	232	Van Haltren, Chicago	25	Wilmot, Washington	.927
Van Haltren, Chicago	222	Wilmot, Washington	22	Twitchell, Cleveland	.916
Seery, Indianapolis	220	Seery, Indianapolis	20	Wood, Philadelphia	.915
Twitchell, Cleveland	220				
C					
Ewing, New York	524	Ewing, New York	149	Bennett, Boston	.955
Bennett, Boston	419	Zimmer, Cleveland	131	Ewing, New York	.937
Clements, Philadelphia	380	D. Farrell, Chicago	119	Zimmer, Cleveland	.931
P					
Clarkson, Boston	36	Clarkson, Boston	172	Radbourn, Boston	.975
C. O'Brien, Cleveland	25	Staley, Pittsburgh	89	Boyle, Indianapolis	.958
Three with	22	Hutchison, Chicago	86	Staley, Pittsburgh	.956
Double Plays		Errors		TC/Game	
1B					
Brouthers, Boston	78	Hines, Indianapolis	43	Anson, Chicago	11.3
Anson, Chicago	73	Brouthers, Boston	35	Hines, Indianapolis	10.9
Beckley, Pittsburgh	73	Connor, New York	30	Beckley, Pittsburgh	10.8
		Farrar, Philadelphia	30		
2B					
Pfeffer, Chicago	69	A. Myers, Wash-Phila	96	Pfeffer, Chicago	7.4
Bassett, Indianapolis	67	Stricker, Cleveland	63	A. Myers, Wash-Phila	7.0
Stricker, Cleveland	65	Pfeffer, Chicago	56	Stricker, Cleveland	6.9
3B					
T. Burns, Chicago	30	T. Burns, Chicago	72	T. Burns, Chicago	4.4
A. Whitney, New York	27	A. Whitney, New York	57	Denny, Indianapolis	4.2
P. Tebeau, Cleveland	26	Mulvey, Philadelphia	54	Nash, Boston	4.1
		P. Tebeau, Cleveland	54		
SS					
Glasscock, Indianapolis	60	Ward, New York	68	Hallman, Philadelphia	6.05
P. Smith, Pittsburgh-Boston	44	P. Smith, Pittsburgh-Boston	68	Glasscock, Indianapolis	5.99
McKean, Cleveland	42	Glasscock, Indianapolis	67	Ward, New York	5.7
A. Irwin, Phila-Washington	42	Hallman, Philadelphia	67		
RF					
McGeachy, Indianapolis	8	M. Kelly, Boston	32	McGeachy, Indianapolis	1.870
Thompson, Philadelphia	7	Duffy, Boston	24	M. Kelly, Boston	1.867
Radford, Cleveland	6	Tiernan, New York	23	Tiernan, New York	1.81
CF					
Ryan, Chicago	9	Gore, New York	41	Ryan, Chicago	2.9
McAleer, Cleveland	9	Hoy, Washington	35	Fogarty, Philadelphia	2.80
Johnston, Boston	6	Hanlon, Pittsburgh	26	Hanlon, Pittsburgh	2.77
Fogarty, Philadelphia	6	Johnston, Boston	26		
LF					
Maul, Pittsburgh	4	Van Haltren, Chicago	28	Wilmot, Washington	2.5
Seery, Indianapolis	4	Seery, Indianapolis	24	T. Brown, Boston	2.2
Wilmot, Washington	4	O'Rourke, New York	22	Van Haltren, Chicago	2.12

THE ANNUAL RECORD

Double Plays		Errors		TC/Game	
C					
Ewing, New York	10	D. Miller, Pittsburgh	48	Ewing, New York	7.4
Zimmer, Cleveland	10	D. Farrell, Chicago	46	D. Farrell, Chicago	6.7
Three with	9	Ewing, New York	45	Clements, Philadelphia	6.4

Leaders in Passed Balls: Zimmer, Cleveland (50); Farrell, Chicago (44); D. Miller, Pittsburgh (37)

P					
Clarkson, Boston	8	Clarkson, Boston	27	Clarkson, Boston	3.22
Galvin, Pittsburgh	6	Hutchison, Chicago	13	Hutchison, Chicago	3.16
Radbourn, Boston	6	Three with	11	Tener, Chicago	2.8

NEW YORK

Jim Mutrie

Polo Grounds II (34 games); St. George Grounds (25 games)

	G	AB	H	R	2B	3B	HR	RBI	BB	SB	SO	HBP	BA	SA	OBP
LF Jim O'Rourke	128	502	161	89	36	7	3	81	40	33	34	1	.321	.438	.372
RF Mike Tiernan	122	499	167	147	23	14	10	73	96	33	32	5	.335	.497	.447
2B Danny Richardson	125	497	139	88	22	8	7	100	46	32	37	1	.280	.398	.342
1B Roger Connor	131	496	157	117	32	17	13	130	93	21	46	2	.317	.528	.426
CF George Gore	120	488	149	132	21	7	7	54	84	28	28	8	.305	.420	.416
SS John Ward	114	479	143	87	13	4	1	67	27	62	7	2	.299	.349	.339
3B Art Whitney	129	473	103	71	12	2	1	59	56	19	39	2	.218	.258	.303
C Buck Ewing	99	407	133	91	23	13	4	87	37	34	32	0	.327	.477	.383
P Mickey Welch	45	156	30	20	5	1	0	12	5	0	27	0	.192	.237	.217
P Tim Keefe	47	149	23	17	5	2	0	8	8	2	40	0	.154	.215	.197
C Will Brown	40	139	36	16	10	0	1	29	9	6	9	3	.259	.353	.318
Sub Gil Hatfield	32	125	23	21	2	0	1	12	9	9	15	2	.184	.224	.250
P Cannonball Crane	29	103	21	16	1	0	2	11	13	6	21	0	.204	.272	.293
Sub Mike Slattery	12	48	14	7	2	0	1	12	4	2	3	0	.292	.396	.346
P Hank O'Day (2)	10	31	3	5	0	0	0	2	4	2	10	1	.097	.097	.222
Sub Pat Murphy	9	28	10	5	1	1	1	4	2	0	0	0	.357	.571	.400
Sub Harry Lyons	5	20	2	1	0	1	0	2	2	0	0	0	.100	.200	.182
Sub Bill George (1)	3	15	4	1	0	0	0	0	0	1	3	0	.267	.267	.267
P Cannonball Titcomb	3	12	1	2	0	0	0	0	0	0	2	0	.083	.083	.083
Sub Elmer Foster	2	4	0	2	0	0	0	0	3	2	1	0	.000	.000	.429
	131	4671	1319	935	208	77	52	743	538	292	386	27	.282	.393	.360

1B—Connor 131, Crane 1

2B—Richardson 125, Ward 7

SS—Ward 108, Hatfield 24

3B—Whitney 129, Hatfield 2, Connor 1

OF—O'Rourke 128, Tiernan 122, Gore 120, Slattery 12, Lyons 5, George 3, Brown 3, Foster 2, Ewing 1

C—Ewing 97, Brown 37, Murphy 9, O'Rourke 1

P—Keefe 47, Welch 45, Crane 29, O'Day 10, Hatfield 6, Ewing 3, Titcomb 3, Whitney 1

	Pos	G	TC	PO	A	DP	E	PB	FA
Connor	1B	131	1327	1265	32	68	30	—	.977
Whitney	3B	129	482	160	265	27	57	—	.882
O'Rourke	LF	128	205	165	18	2	22	0	.893
Richardson	2B	125	801	332	416	60	53	—	.934
Tiernan	RF	122	221	179	19	2	23	—	.896
Gore	CF	120	301	239	21	5	41	—	.864

	Pos	G	TC	PO	A	DP	E	PB	FA
Ward	SS	108	616	229	319	38	68	—	.890
Ewing	C	97	718	524	149	10	45	35	.937
Keefe	P	47	96	10	78	3	8	—	.917
Welch	P	45	76	13	59	2	4	—	.947
Brown	C	37	208	138	38	3	32	16	.846
Crane	P	29	43	9	23	1	11	—	.744
Hatfield	SS	24	141	48	73	6	20	—	.858
Slattery	CF@	12	27	21	2	1	4	—	.852
O'Day	P	10	17	5	11	1	1	—	.941
		131	5429	3418	1574	90	437	51	.919

	G	IP	H	GS	CG	W	L	SO	BB	Sh	Sv	ERA	HB	WP	HR
Mickey Welch	45	375	340	41	39	27	12	125	149	3	2	3.02	10	18	14
Tim Keefe	47	364	319	45	39	28	13	225	151	3	1	3.31	18	11	9
Cannonball Crane	29	230.2	221	25	23	14	11	130	136	0	0	3.68	10	18	10
Hank O'Day (2)	10	78	83	10	8	9	1	28	35	0	0	4.27	7	0	2
Gil Hatfield	6	52	53	5	5	2	4	28	25	0	0	3.98	1	3	2
Cannonball Titcomb	3	26	27	3	3	1	2	7	16	0	0	6.58	2	0	1
Buck Ewing	3	20	23	2	2	2	0	12	8	0	0	4.05	0	1	0
Art Whitney	1	4.1	1	0	0	0	0	4	3	0	0	3.00	0	0	0
	1151	1073	131	119	83	43	558	523	6	3	3	3.47	48	51	38

BOSTON**Jim Hart**

South End Grounds I

	G	AB	H	R	2B	3B	HR	RBI	BB	SB	SO	HBP	BA	SA	OBP
CF Dick Johnston	132	539	123	80	16	4	5	67	41	34	60	2	.228	.301	.285
2B Hardy Richardson	132	536	163	122	33	10	6	79	48	47	44	5	.304	.437	.367
RF Mike Kelly	125	507	149	120	41	5	9	78	65	68	40	2	.294	.448	.376
1B Dan Brouthers	126	485	181	105	26	9	7	118	66	22	6	14	.373	.507	.462
3B Billy Nash	129	481	132	84	20	2	3	76	79	26	44	2	.274	.343	.379
SS Joe Quinn	112	444	116	57	13	5	2	69	25	24	21	5	.261	.327	.308
LF Tom Brown	90	362	84	93	10	5	2	24	59	63	56	1	.232	.304	.341
UT Charlie Ganzel	73	275	73	30	3	5	1	43	15	13	11	2	.265	.324	.308
P John Clarkson	73	262	54	36	9	3	2	23	11	8	59	0	.206	.286	.238
C Charlie Bennett	82	247	57	42	8	2	4	28	21	7	43	2	.231	.328	.296
SS Pop Smith (2)	59	208	54	21	13	4	0	32	23	11	30*	4	.260	.361	.245
P Charley Radbourn	35	122	23	17	1	0	1	13	9	3	19	2	.189	.221	.256
P Kid Madden	24	86	25	7	1	0	0	14	3	4	7	0	.291	.302	.315
Sub Irv Ray (1)	9	33	10	8	1	0	0	2	4	1	0	0	.303	.333	.378
P Bill Daley	9	20	3	2	1	0	0	0	1	0	8	0	.150	.200	.225
P Bill Sowders (1)	7	17	4	2	0	0	0	1	1	0	2	0	.235	.235	.278
Sub Jerry Hurley	1	4	0	0	0	0	0	0	0	0	0	0	.000	.000	.000
	133	4628	1251	826	196	54	42	667	471	331	450	41	.270	.363	.343

1B—Brouthers 126, Ganzel 7

2B—Richardson 86, Quinn 47

SS—Quinn 63, Smith 59, Ganzel 6, Ray 5

3B—Nash 128, Ray 4, Quinn 2, Ganzel 1, Clarkson 1, Radbourn 1

OF—Johnston 132, Kelly 113, Brown 90, Richardson 46, Ganzel 26, Clarkson 2, Radbourn 2, Madden 2, Hurley 1

C—Bennett 82, Ganzel 39, Kelly 23, Hurley 1

P—Clarkson 73, Radbourn 33, Madden 22, Daley 9, Sowders 7, Nash 1

THE ANNUAL RECORD

	Pos	G	TC	PO	A	DP	E	PB	FA
Johnston	CF	132	315	267	22	6	26	—	.917
Nash	3B	128	529	205	274	25	50	—	.905
Brouthers	1B	126	1336	1243	58	78	35	—	.974
Kelly	RF	113	211	155	24	4	32	—	.848
"	C	23	97	56	29	2	12	13	.876
Brown	LF	90	202	169	13	1	20	—	.901
Richardson	2B	86	602	246	310	44	46	—	.924
"	LF@	46	85	74	6	1	5	—	.941
Bennett	C	82	516	419	74	9	23	22	.955
Clarkson	P	73	235	36	172	8	27	—	.885
Quinn	SS	63	272	67	167	19	38	—	.860
"	2B	47	269	105	144	17	20	—	.926
Smith	SS	59	327	121	170	23	36	—	.890
Ganzel	C	39	262	188	55	9	19	11	.927
"	RF@	26	35	27	6	2	2	—	.943
Radbourn	P	33	79	19	58	6	2	—	.975
Madden	P	22	45	6	35	2	4	—	.911
		133	5610	3503	1694	105	413	46	.926

	G	IP	H	GS	CG	W	L	SO	BB	Sh	Sv	ERA	HB	WP	HR
John Clarkson	73	620	589	72	68	49	19	284	203	8	1	2.73	17	16	16
Charley Radbourn	33	277	282	31	28	20	11	99	72	1	0	3.67	8	4	14
Kid Madden	22	178	194	19	18	10	10	64	71	1	1	4.40	16	7	7
Bill Daley	9	48	34	7	4	3	3	40	43	0	0	4.31	2	2	1
Bill Sowders (1)	7	42	53	4	3	1	2	10	23	0	3*	5.14	2	2	3
Billy Nash	1	1	0	0	0	0	0	0	1	0	0	0.00	0	0	0
		1166	1152	133	121	83	45	497	413	10	5	3.36	45	31	41

*** CHICAGO**

Cap Anson
West Side Park I

	G	AB	H	R	2B	3B	HR	RBI	BB	SB	SO	HBP	BA	SA	OBP
RF Hugh Duffy	136	584	172	144	21	7	12	89	46	52	30	2	.295	.416	.348
"	136	584	<u>182</u>	<u>144</u>	<u>21</u>	<u>7</u>	<u>12</u>	<u>89</u>	<u>46</u>	<u>52</u>	<u>30</u>	<u>2</u>	<u>.312</u>	<u>.433</u>	<u>.364</u>
CF Jimmy Ryan	135	576	177	140	31	14	17	72	70	45	62	6	.307	.498	.388
"	135	576	<u>187</u>	<u>140</u>	<u>31</u>	<u>14</u>	<u>17</u>	<u>72</u>	<u>70</u>	<u>45</u>	<u>62</u>	<u>6</u>	<u>.325</u>	<u>.516</u>	<u>.403</u>
LF George Van Haltren	134	543	168	126	20	10	9	81	82	28	41	5	.309	.433	.405
"	134	543	<u>175</u>	<u>126</u>	<u>20</u>	<u>10</u>	<u>9</u>	<u>81</u>	<u>82</u>	<u>28</u>	<u>41</u>	<u>5</u>	<u>.322</u>	<u>.446</u>	<u>.416</u>
2B Fred Pfeffer	134	531	121	85	15	7	7	77	53	45	51	3	.228	.322	.302
"	134	531	<u>128</u>	<u>85</u>	<u>15</u>	<u>7</u>	<u>7</u>	<u>77</u>	<u>53</u>	<u>45</u>	<u>51</u>	<u>3</u>	<u>.241</u>	<u>.335</u>	<u>.313</u>
3B Tom Burns	136	525	127	64	27	6	4	66	32	18	57	2	.242	.339	.288
"	136	525	<u>135</u>	<u>64</u>	<u>27</u>	<u>6</u>	<u>4</u>	<u>66</u>	<u>32</u>	<u>18</u>	<u>57</u>	<u>2</u>	<u>.257</u>	<u>.354</u>	<u>.302</u>
1B Cap Anson	134	518	161	100	32	7	7	117	86	27	19	5	.311	.440	.414
"	134	518	<u>177</u>	<u>100</u>	<u>32</u>	<u>7</u>	<u>7</u>	<u>117</u>	<u>86</u>	<u>27</u>	<u>19</u>	<u>5</u>	<u>.342</u>	<u>.471</u>	<u>.440</u>
C Duke Farrell	101	407	101	66	19	7	11	75	41	13	21	1	.248	.410	.318
"	101	407	<u>107</u>	<u>66</u>	<u>19</u>	<u>7</u>	<u>11</u>	<u>75</u>	<u>41</u>	<u>13</u>	<u>21</u>	<u>1</u>	<u>.263</u>	<u>.425</u>	<u>.332</u>
SS Ned Williamson	47	173	41	16	3	1	1	30	23	2	22	4	.237	.283	.340
SS Charlie Bastian	46	155	21	19	0	0	0	10	25	1	46	0	.135	.135	.256
P Ad Gumbert	41	153	44	30	3	2	7	29	11	2	36	1	.288	.471	.339
P John Tener	42	150	41	18	4	2	1	19	7	2	22	0	.273	.347	.306
P Frank Dwyer	36	135	27	14	1	1	1	6	4	0	8	0	.200	.244	.223
P Bill Hutchison	37	133	21	14	1	1	1	7	7	2	40	0	.158	.203	.200
Sub Del Darling	36	120	23	14	1	1	0	7	25	5	18	0	.192	.217	.331
Sub Silver Flint	15	56	13	6	1	0	1	9	3	1	22	0	.232	.304	.271

	G	AB	H	R	2B	3B	HR	RBI	BB	SB	SO	HBP	BA	SA	OBP
Sub Andy Sommers (1)	12	45	10	5	5	0	0	8	2	0	8	1	.222	.333	.271
P Gus Krock (1)	7	24	4	4	0	0	0	2	0	0	6	0	.167	.167	.167
P John Healy (2)	5	20	2	2	0	0	0	1	0	0	6	0	.100	.100	.100
P Bill Bishop	2	1	0	0	0	0	0	0	1	0	1	0	.000	.000	.500
	136	4849	1274	867	184	66	79	705	518	243	516	30	.263	.377	.338
	136	4849	<u>1338</u>	<u>867</u>	<u>184</u>	<u>66</u>	<u>79</u>	<u>705</u>	<u>518</u>	<u>243</u>	<u>516</u>	<u>30</u>	<u>.276</u>	<u>.390</u>	<u>.349</u>

* The hit totals for seven Chicago players in 1889 are in hot dispute. Presented here for each of the seven are the complete batting statistics that were accepted without argument until recently, followed in italics by the statistics from the 1889 Spalding guide, which are now accepted by several current reference sources. The statistics that differ are underlined. Which set of statistics is correct? As is true of much of the statistical information available to us from baseball's early years, probably neither set is 100% accurate. For the moment, however, this book accepts the set in regular face for two reasons. 1) The National League batting and pitching totals in 1889 do not balance when the italicized statistics are integrated. 2) The author's own research indicates that the Chicago hit totals in 1889 as well as in other years—1888 in particular—were inflated in the guide; a strong case can even be made that the true winner of the 1888 NL batting title was not Cap Anson or even runner-up Jimmy Ryan but Boston's Mike Kelly.

CHICAGO

Cap Anson

West Side Park I

	G	AB	H	R	2B	3B	HR	RBI	BB	SB	SO	HBP	BA	SA	OBP
RF Hugh Duffy	136	584	172	144	21	7	12	89	46	52	30	2	.295	.416	.348
CF Jimmy Ryan	135	576	177	140	31	14	17	72	70	45	62	6	.307	.498	.388
LF George Van Haltren	134	543	168	126	20	10	9	81	82	28	41	5	.309	.433	.405
2B Fred Pfeffer	134	531	121	85	15	7	7	77	53	45	51	3	.228	.322	.302
3B Tom Burns	136	525	127	64	27	6	4	66	32	18	57	2	.242	.339	.288
1B Cap Anson	134	518	161	100	32	7	7	117	86	27	19	5	.311	.440	.414
C Duke Farrell	101	407	101	66	19	7	11	75	41	13	21	1	.248	.410	.318
SS Ned Williamson	47	173	41	16	3	1	1	30	23	2	22	4	.237	.283	.340
SS Charlie Bastian	46	155	21	19	0	0	0	10	25	1	46	0	.135	.135	.256
P Ad Gumbert	41	153	44	30	3	2	7	29	11	2	36	1	.288	.471	.339
P John Tener	42	150	41	18	4	2	1	19	7	2	22	0	.273	.347	.306
P Frank Dwyer	36	135	27	14	1	1	1	6	4	0	8	0	.200	.244	.223
P Bill Hutchison	37	133	21	14	1	1	1	7	7	2	40	0	.158	.203	.200
Sub Del Darling	36	120	23	14	1	1	0	7	25	5	18	0	.192	.217	.331
Sub Silver Flint	15	56	13	6	1	0	1	9	3	1	22	0	.232	.304	.271
Sub Andy Sommers (1)	12	45	10	5	5	0	0	8	2	0	8	1	.222	.333	.271
P Gus Krock (1)	7	24	4	4	0	0	0	2	0	0	6	0	.167	.167	.167
P John Healy (2)	5	20	2	2	0	0	0	1	0	0	6	0	.100	.100	.100
P Bill Bishop	2	1	0	0	0	0	0	0	1	0	1	0	.000	.000	.500
	136	4849	1274	867	184	66	79	705	518	243	516	30	.263	.377	.338

1B—Anson 134, Tener 2

2B—Pfeffer 134, Bastian 1, Van Haltren 1

SS—Williamson 47, Bastian 45, Ryan 29, Duffy 10, Van Haltren 3, Dwyer 2

3B—Burns 136

OF—Van Haltren 130, Duffy 126, Ryan 106, Farrell 25, Gumbert 13, Tener 6, Dwyer 3, Sommers 1, Hutchison 1

C—Farrell 76, Darling 36, Flint 15, Sommers 11

P—Hutchison 37, Tener 35, Dwyer 32, Gumbert 31, Krock 7, Healy 5, Bishop 2

	Pos	G	TC	PO	A	DP	E	PB	FA
Burns	3B	136	598	225	301	30	72	—	.880
Pfeffer	2B	134	991	452	483	69	56	—	.943
Anson	1B	134	1515	1409	79	73	27	—	.982

THE ANNUAL RECORD

	Pos	G	TC	PO	A	DP	E	PB	FA
Van Haltren	LF	130	275	222	25	3	28	—	.898
Duffy	RF	126	227	184	19	2	24	—	.894
Ryan	CF	106	311	252	36	9	23	—	.926
"	SS	29	165	34	97	10	34		.794
Farrell	C	76	509	344	119	3	46	44	.910
"	CF@	25	65	54	4	0	7		.892
Williamson	SS	47	211	48	130	7	33	—	.844
Bastian	SS	45	235	63	153	9	19	—	.919
Hutchison	P	37	117	18	86	3	13	—	.889
Darling	C	36	226	172	45	2	9	22	.960
Tener	P	35	98	22	69	1	7	—	.929
Dwyer	P	32	69	20	43	2	6	—	.913
Gumbert	P	31	67	17	44	1	6	—	.910
"	RF@	13	40	31	0	0	9		.775
Flint	C	15	93	65	19	0	9	16	.903
Sommers	C	11	67	45	11	1	11	10	.836
		136	6040	3734	1843	91	463	92	.923

	G	IP	H	GS	CG	W	L	SO	BB	Sh	Sv	ERA	HB	WP	HR
Bill Hutchison	37	318	306	36	33	16	17	136	117	3	0	3.54	8	16	11
John Tener	35	287	302	30	28	15	15	105	105	1	0	3.64	7	9	17
Frank Dwyer	32	276	307	30	27	16	13	63	72	0	0	3.59	7	15	14
Ad Gumbert	31	246.1	258	28	25	16	13	91	76	2	0	3.62	14	7	16
Gus Krock (1)	7	60.2	86	7	5	3	3	16	14	0	0	4.90	2	0	9
John Healy (2)	5	46	48	5	5	1	4	22	18	0	0	4.50	4	3	4
Bill Bishop	2	3	6	0	0	0	0	1	6	0	2	18.00	0	0	0
		1237	1313	136	123	67	65	434	408	6	2	3.73	42	50	71

PHILADELPHIA

Harry Wright

Philadelphia Base Ball Grounds

	G	AB	H	R	2B	3B	HR	RBI	BB	SB	SO	HBP	BA	SA	OBP	
3B Joe Mulvey	129	544	157	77	21	9	6	77	23	23	25	1	.289	.393	.319	
RF Sam Thompson	128	533	158	103	36	4	20	111	36	24	22	6	.296	.492	.348	
CF Jim Fogarty	128	499	129	107	15	17	3	54	65	99	60	7	.259	.375	.352	
1B Sid Farrar	130	477	128	70	22	2	3	58	52	28	36	6	.268	.342	.348	
SS Bill Hallman	119	462	117	67	21	8	2	60	36	20	54	4	.253	.346	.313	
LF George Wood (1)	97	422	106	77	21	4	5	53	53	17	33	1	.251	.355	.336	
C Jack Clements	78	310	88	51	17	1	4	35	29	3	21	1	.284	.384	.347	
2B Al Myers (2)	75	305	82	52	14	2	0	28	36	8	9	4	.269	.328	.354	
Sub Ed Delahanty	56	246	72	37	13	3	0	27	14	19	17	1	.293	.370	.333	
C Pop Schriver	51	211	56	24	10	0	1	19	16	5	8	2	.265	.327	.323	
P Ben Sanders	44	169	47	21	8	2	0	21	6	4	11	1	.278	.349	.307	
P Charlie Buffinton	47	154	32	16	2	0	0	21	9	0	9	1	.208	.221	.256	
P Kid Gleason	30	99	25	11	5	0	0	8	8	4	12	0	.253	.303	.308	
Sub Arthur Irwin (1)	18	73	16	9	5	0	0	10	6	6	6	0	.219	.288	.278	
P Dan Casey	20	68	15	5	2	0	0	8	0	0	12	0	.221	.250	.221	
Sub Ed Andrews (1)	10	39	11	10	1	0	0	7	2	7	4	0	.282	.308	.317	
Sub Harry Decker	11	30	3	4	0	0	0	2	2	1	5	0	.100	.100	.156	
Sub Piggy Ward	7	25	4	0	1	0	0	4	0	1	7	0	.160	.200	.160	
P Dave Anderson	5	11	2	1	1	0	0	0	0	0	2	0	.182	.273	.182	
P Bill Day	4	10	0	0	0	0	0	0	0	0	3	0	.000	.000	.000	
P Pete Wood	3	8	0	0	0	0	0	2	0	0	1	0	.000	.000	.000	
		130	4695	1248	742	215	52	44	605	393	269	353	32	.266	.362	.327

1B—Farrar 130

2B—Myers 75, Delahanty 24, Hallman 13, Decker 7, Ward 6, Schriver 6, Gleason 2, Andrews 1

SS—Hallman 106, Irwin 18, Delahanty 1, G. Wood 6

3B—Mulvey 129, Schriver 1

OF—Thompson 128, Fogarty 128, G. Wood 92, Delahanty 31, Andrews 9, Sanders 3, Ward 1, Buffinton 1, Gleason 1, Decker 1

C—Clements 78, Schriver 48, Decker 3, Hallman 1

P—Buffinton 47, Sanders 44, Gleason 29, Casey 20, Anderson 5, Day 4, Fogarty 4, P. Wood 3, G. Wood 1

	Pos	G	TC	PO	A	DP	E	PB	FA
Farrar	1B	130	1337	1265	42	66	30	—	.978
Mulvey	3B	129	503	165	284	20	54	—	.893
Thompson	RF	128	213	173	19	7	21	—	.901
Fogarty	CF	128	358	302	42	4	14	—	.961
Hallman	SS	106	641	237	337	39	67	0	.895
"	2B	13	83	40	32	7	11	—	.867
Wood	LF	92	189	164	9	1	16	—	.915
Clements	C	78	499	380	77	7	42	34	.916
Myers	2B	75	531	192	261	33	78*	—	.853
Schrive	C	48	336	233	76	4	27	25	.920
Buffinton	P	47	107	18	80	4	9	—	.916
Sanders	P	44	91	22	58	1	11	—	.879
Delahanty	LF@	31	68	60	5	0	3	—	.956
"	2B	24	126	56	56	11	14	—	.889
Gleason	P	29	70	12	49	1	9	—	.871
Casey	P	20	43	5	32	2	6	—	.860
Irwin	SS	18	84	25	46	6	13	—	.845
		130	5505	3437	1602	92	466	59	.915

	G	IP	H	GS	CG	W	L	SO	BB	Sh	Sv	ERA	HB	WP	HR
Charlie Buffinton	47	380	390	43	37	28	16	153	121	2	0	3.24	6	15	10
Ben Sanders	44	349.2	406	39	34	19	18	123	96	1	1	3.55	4	8	9
Kid Gleason	29	205	242	21	15	9	15	64	97	0	1	5.59	9	14	8
Dan Casey	20	152.2	170	20	15	6	10	65	72	1	0	3.77	8	7	4
Dave Anderson	5	23	30	2	1	0	1	8	14	0	0	7.43	0	1	2
Bill Day	4	19	16	3	2	0	3	20	23	0	0	5.21	0	1	0
Pete Wood	3	19	28	2	2	1	1	8	3	0	0	5.21	0	0	0
Jim Fogarty	4	4	4	0	0	0	0	0	2	0	0	9.00	0	1	0
George Wood (1)	1	1	2	0	0	0	0	2	0	0	0	18.00	0	0	0
	1153.1	1288	130	106	63	64	443	428	4	2	4.00	27	47	33	

PITTSBURGH

Horace Phillips (28-43) Fred Dunlap (7-10) Ned Hanlon (26-18)

Recreation Park

	G	AB	H	R	2B	3B	HR	RBI	BB	SB	SO	HBP	BA	SA	OBP
1B Jake Beckley	123	522	157	91	24	10	9	97	29	11	29	6	.301	.437	.345
CF Ned Hanlon	116	461	110	81	14	10	2	37	58	53	25	2	.239	.325	.326
2B Fred Dunlap	121	451	106	59	19	0	2	65	42	21	33	2	.235	.290	.309
C Doggie Miller	104	422	113	77	25	3	6	56	31	16	11	2	.268	.384	.321
3B Willie Kuehne	97	390	96	43	20	5	5	57	9	15	36	0	.246	.362	.263
RF Billy Sunday	81	321	77	62	10	6	2	25	27	47	33	4	.240	.327	.307
UT Fred Carroll	91	318	105	80	21	11	2	51	85	19	26	11	.330	.484	.486
SS Jack Rowe	75	317	82	57	14	3	2	32	22	5	16	3	.259	.341	.313
Sub Jocko Fields	75	289	90	41	22	5	2	43	29	7	30	1	.311	.443	.376

THE ANNUAL RECORD

	G	AB	H	R	2B	3B	HR	RBI	BB	SB	SO	HBP	BA	SA	OBP
Sub Pop Smith (1)	72	258	54	26	10	2	5	27	24	12	38*	6	.209	.322	.292
LF Al Maul	68	257	71	37	6	6	4	44	29	18	41	3	.276	.393	.356
Sub Deacon White	55	225	57	35	10	1	0	26	16	2	18	4	.253	.307	.314
P Harry Staley	51	186	30	11	3	1	0	8	4	1	40	0	.161	.188	.179
P Jim Galvin	41	150	28	15	7	2	0	16	3	2	46	0	.187	.260	.203
P Ed Morris	21	72	7	2	1	0	0	4	4	1	17	0	.097	.111	.145
P Bill Sowders (2)	15	48	13	4	1	0	0	4	3	0	10	0	.271	.292	.314
Sub Chuck Lauer	4	16	3	2	0	0	0	1	0	0	5	0	.188	.188	.188
P Bill Garfield	4	13	0	0	0	0	0	0	0	0	4	0	.000	.000	.000
P Pete Conway	3	10	1	2	0	0	1	2	1	1	3	0	.100	.400	.182
P Andy Dunning	2	7	0	0	0	0	0	0	0	0	2	0	.000	.000	.000
P Alex Beam	2	6	1	0	1	0	0	0	0	0	2	0	.167	.333	.167
P Alex Jones	1	5	1	1	1	0	0	1	0	0	0	0	.200	.400	.200
P Al Krumm	1	4	0	0	0	0	0	0	0	0	2	0	.000	.000	.000
	134	4748	1202	726	209	65	42	596	420	231	467	44	.253	.351	.320

1B—Beckley 122, Carroll 7, White 3, Kuehne 2
 2B—Dunlap 121, Smith 9, Kuehne 5
 SS—Rowe 75, Smith 58, Kuehne 2
 3B—Kuehne 75, White 52, Miller 3, Smith 3, Carroll 1
 OF—Hanlon 116, Sunday 81, Maul 64, Fields 60, Carroll 41, Miller 27, Kuehne 13, Smith 3, Staley 2, Sowders 2, Conway 1, Beckley 1, Lauer 1
 C—Miller 76, Carroll 43, Fields 16, Lauer 3
 P—Staley 49, Galvin 41, Morris 21, Sowders 13, Maul 6, Garfield 4, Conway 3, Dunning 2, Beam 2, Jones 1, Krumm 1

	Pos	G	TC	PO	A	DP	E	PB	FA
Beckley	1B	122	1313	1236	53	73	24	—	.982
Dunlap	2B	121	774	342	393	51	39	—	.950
Hanlon	CF	116	321	277	18	2	26	—	.919
Sunday	RF	81	184	157	17	2	10	—	.946
Miller	C	76	434	299	87	8	48	37	.889
"	LF@	27	61	52	5	0	4		.934
Kuehne	3B	75	278	89	157	14	32	—	.885
"	CF@	13	28	27	1	1	0		1.000
Rowe	SS	75	375	108	228	26	39	—	.896
Maul	LF	64	148	123	17	4	8	—	.946
Fields	LF@	60	121	97	7	2	17		.860
"	C	16	96	62	23	1	11	7	.885
Smith	SS	58	312	93	187	21	32	—	.897
White	3B	52	187	68	95	7	24	—	.872
Staley	P	49	113	19	89	3	5	—	.956
Carroll	C	43	228	161	51	2	15	33	.930
"	RF@	41	83	67	5	2	11		.867
Galvin	P	41	103	20	72	6	11	—	.893
Morris	P	21	33	5	27	0	1	—	.970
Sowders	P	13	30	8	19	0	3	—	.900
		134	5577	3513	1679	94	385	77	.931

	G	IP	H	GS	CG	W	L	SO	BB	Sh	Sv	ERA	HB	WP	HR
Harry Staley	49	420	433	47	46	21	26	159	116	1	1	3.51	8	30	11
Jim Galvin	41	341	392	40	38	23	16	77	78	4	0	4.17	10	13	19
Ed Morris	21	170	196	21	18	6	13	40	48	0	0	4.13	6	3	4
Bill Sowders (2)	13	52.2	94	11	9	6	5	33	29	0	0*	7.35	4	5	1
Al Maul	6	42	64	4	4	1	4	11	28	0	0	9.86	1	4	3

	G	IP	H	GS	CG	W	L	SO	BB	Sh	Sv	ERA	HB	WP	HR
Bill Garfield	4	29	45	2	2	0	2	4	17	0	0	7.76	1	3	2
Pete Conway	3	22	26	3	2	2	1	2	16	0	0	4.91	0	0	1
Andy Dunning	2	18	20	2	2	0	2	4	16	0	0	7.00	0	1	1
Alex Beam	2	18	11	2	2	1	1	1	15	0	0	6.50	0	3	0
Alex Jones	1	9	7	1	1	1	0	10	1	0	0	3.00	0	0	0
Al Krumm	1	9	8	1	1	0	1	4	10	0	0	10.00	0	1	0
	1130.2	1296	134	125	61	71	345	374	5	1		4.51	30	63	42

CLEVELAND

Tom Loftus

National League Park (formerly Association Park)

	G	AB	H	R	2B	3B	HR	RBI	BB	SB	SO	HBP	BA	SA	OBP
2B Cub Stricker	136	566	142	83	10	4	1	47	58	32	18	2	.261	.288	.2323
LF Larry Twitchell	134	549	151	73	16	11	4	95	29	17	37	3	.375	.366	.315
3B Pat Tebeau	136	521	147	72	20	6	8	76	37	26	41	2	.282	.390	.332
SS Ed McKean	123	500	159	88	22	8	5	75	42	35	25	4	.318	.424	.375
RF Paul Radford	136	487	116	84	21	5	1	46	91	30	37	6	.238	.308	.365
CF Jimmy McAleer	110	447	105	66	6	6	0	35	30	37	49	4	.235	.275	.289
1B Jay Faatz	117	442	102	50	12	5	2	38	17	27	28	10	.231	.294	.275
C Chief Zimmer	84	259	67	47	9	9	1	21	44	14	35	1	.259	.375	.368
Sub Bob Gilks	53	210	50	17	5	2	0	18	7	6	20	3	.238	.281	.273
C Sy Sutcliffe	46	161	40	17	3	2	1	21	14	5	6	0	.248	.311	.309
P Cinders O'Brien	41	140	35	13	1	0	0	18	12	2	18	1	.250	.257	.314
P Ed Beatin	37	121	14	13	0	0	1	8	14	0	33	0	.116	.140	.207
P Jersey Bakely	36	111	15	9	1	1	1	8	17	1	40	0	.135	.189	.250
Sub Pop Snyder	22	83	16	5	3	0	0	12	2	4	12	1	.193	.229	.221
P Henry Gruber	25	69	7	7	2	0	0	4	14	0	18	1	.101	.130	.262
P Charlie Sprague	2	7	1	2	0	0	0	1	1	1	0	0	.143	.143	.250
	136	4673	1167	656	131	59	25	523	429	237	417	38	.250	.319	.318

1B—Faatz 117, Gilks 10, Sutcliffe 8, Zimmer 3
 2B—Stricker 135, McKean 1, Gilks 1
 SS—McKean 122, Gilks 13, Stricker 1
 3B—Tebeau 136, Radford 1
 OF—Radford 136, Twitchell 134, McAleer 110, Gilks 29, Sutcliffe 1, Beatin 1, Bakely 1
 C—Zimmer 81, Sutcliffe 37, Snyder 22
 P—O'Brien 41, Bakely 36, Beatin 36, Gruber 25, Sprague 2, Twitchell 1

	Pos	G	TC	PO	A	DP	E	PB	FA
Tebeau	3B	136	526	185	287	26	54	—	.897
Radford	RF	136	243	205	24	6	14	—	.942
Stricker	2B	135	926	434	429	65	63	—	.932
Twitchell	LF	134	251	220	10	0	21	—	.916
Faatz	1B	117	1231	1145	62	67	24	—	.981
McKean	SS	122	666	206	398	42	62	—	.907
McAleer	CF	110	289	247	29	9	13	—	.955
Zimmer	C	81	479	315	131	10	33	50	.931
O'Brien	P	41	102	25	70	3	7	—	.931
Sutcliffe	C	37	279	179	70	3	30	23	.892
Bakely	P	36	88	19	64	5	5	—	.943
Beatin	P	36	73	15	52	1	6	—	.918
Gilks	CF@	29	58	53	5	0	0	—	1.000
"	SS	13	70	21	43	2	6	—	.914
"	1B	10	105	96	6	7	3	—	.971

THE ANNUAL RECORD

	Pos	G	TC	PO	A	DP	E	PB	FA
Gruber	P	25	52	6	40	2	6	—	.885
Snyder	C	22	140	88	39	5	13	11	.907
		136	5707	3562	1780	108	365	84	.936

	G	IP	H	GS	CG	W	L	SO	BB	Sh	Sv	ERA	HB	WP	HR
Cinders O'Brien	41	346.2	345	41	39	22	17	122	167	1	0	4.15	24	27	9
Ed Beatin	36	317.2	316	36	35	20	15	126	141	3	0	3.57	6	9	12
Jersey Bakely	36	304.1	296	34	33	12	22	105	106	2	0	2.96	8	24	9
Henry Gruber	25	205	198	23	23	7	16	74	94	0	1	3.64	8	18	6
Charlie Sprague	2	17	27	2	2	0	2	8	10	0	0	8.47	2	1	0
Larry Twitchell	1	1	0	0	0	0	0	0	1	0	0	0.00	0	0	0
		1191.2	1182	136	132	61	72	435	519	6	1	3.66	48	79	36

INDIANAPOLIS

Frank Bancroft (25-43) Jack Glasscock (34-32)

Athletic Park II

	G	AB	H	R	2B	3B	HR	RBI	BB	SB	SO	HBP	BA	SA	OBP
SS Jack Glasscock	134	582	205	128	40	3	7	85	31	57	10	5	.352	.467	.390
3B Jerry Denny	133	578	163	96	24	0	18	112	27	22	63	0	.282	.417	.314
RF Jack McGeachy	131	532	142	83	32	1	3	63	9	37	39	2	.267	.342	.282
LF Emmett Seery	127	526	165	123	26	12	8	50	67	19	59	10	.314	.454	.401
1B Paul Hines	121	486	148	77	27	1	6	72	49	34	22	5	.305	.401	.374
2B Charlie Bassett	127	477	117	64	12	5	4	68	37	15	38	3	.245	.317	.304
C Dick Buckley	68	260	67	35	11	0	8	41	15	5	32	1	.258	.392	.301
CF Marty Sullivan	69	256	73	45	11	3	4	35	50	15	31	1	.285	.398	.404
C Con Daily	62	219	55	35	6	2	0	26	28	14	21	4	.251	.297	.347
Sub Ed Andrews (2)	40	173	53	32	11	0	0	22	5	7	10	1	.306	.370	.330
P Henry Boyle	46	155	38	17	10	0	1	17	9	4	23	1	.245	.329	.291
Sub George Myers	43	149	29	22	3	0	0	12	17	12	13	4	.195	.215	.294
P Charlie Getzein	45	139	25	20	4	2	2	14	15	2	38	2	.180	.281	.269
P Amos Rusie	33	103	18	15	3	1	0	4	2	3	19	1	.175	.223	.198
Sub Andy Sommers (2)	23	84	21	12	2	2	2	14	1	2	16	1	.250	.393	.267
Sub Jumbo Schoeneck	16	62	15	3	2	2	0	8	3	1	3	2	.242	.339	.299
P Jim Whitney	10	32	12	6	4	1	0	4	5	2	6	1	.375	.563	.474
P Jack Fee	7	21	3	2	0	0	0	0	0	0	1	0	.143	.143	.143
P Bill Burdick	10	17	2	1	0	0	0	1	4	0	1	0	.118	.118	.286
P Gus Krock (2)	4	14	5	2	0	0	0	4	2	1	1	0	.357	.357	.438
P Lev Shreve	3	7	0	1	0	0	0	0	1	0	1	0	.000	.000	.125
P Varney Anderson	2	5	0	0	0	0	0	0	0	0	0	0	.000	.000	.000
P Jack Fanning	1	1	0	0	0	0	0	0	0	0	0	0	.000	.000	.000
Sub Pete Weckbecker	1	1	0	0	0	0	0	2	0	0	0	0	.000	.000	.000
		135	4879	1356	819	228	35	62	663	377	252	44	.278	.377	.335

1B—Hines 109, Schoeneck 16, Daily 6, Sullivan 5, Buckley 1, Myers 1

2B—Bassett 127, Denny 7, Glasscock 2, Andrews 1

SS—Glasscock 132, Denny 5

3B—Denny 123, Buckley 12, Daily 1, Boyle 1

OF—McGeachy 131, Seery 127, Sullivan 64, Andrews 40, Myers 23, Hines 12, Daily 6, Sommers 2, Buckley 1, Whitney 1

C—Buckley 55, Daily 51, Sommers 21, Myers 18, Weckbecker 1

P—Boyle 46, Getzein 45, Rusie 33, Burdick 10, Whitney 9, Fee 7, Krock 4, Shreve 3, McGeachy 3, Anderson 2, Glasscock 1, Fanning 1

	Pos	G	TC	PO	A	DP	E	PB	FA
Glasscock	SS	132	791	246	478	60	67	—	.915
McGeachy	RF	131	245	189	36	8	20	—	.918
Seery	LF	127	264	220	20	4	24	—	.909
Bassett	2B	127	825	322	451	67	52	—	.937
Denny	3B	123	520	199	276	12	45	—	.913
Hines	1B	109	1190	1090	57	66	43	—	.964
"	CF@	12	35	31	4	0	0	—	1.000
Sullivan	CF@	64	156	133	9	4	14	—	.910
Buckley	C	55	268	182	53	2	33	14	.877
Daily	C	51	309	225	49	1	35	27	.887
Boyle	P	46	71	17	51	0	3	—	.958
Getzein	P	45	86	22	53	0	11	—	.872
Andrews	CF@	40	87	67	10	1	10	—	.885
Rusie	P	33	47	9	32	2	6	—	.872
Myers	CF@	23	66	52	8	1	6	—	.909
"	C	18	94	54	28	0	12	11	.872
Sommers	C	21	137	103	21	2	13	31	.905
Schoeneck	1B	16	180	164	12	7	4	—	.978
Burdick	P	10	10	2	8	0	0	—	1.000
		135	5706	3520	1766	102	420	73	.926

	G	IP	H	GS	CG	W	L	SO	BB	Sh	Sv	ERA	HB	WP	HR
Henry Boyle	46	378.2	422	45	38	21	23	97	95	2	0	3.92	14	10	14
Charlie Getzein	45	349	395	444	36	18	22	139	100	0	1	4.54	9	14	27
Amos Rusie	33	225	246	22	19	12	10	109	116	1	0	5.32	9	9	12
Jim Whitney	9	70	106	8	7	2	7	16	19	0	0	6.81	2	2	4
Bill Burdick	10	45.2	58	4	2	2	4	16	13	0	1	4.53	0	1	7
Jack Fee	7	40	39	3	2	2	2	10	31	0	0	4.28	6	4	4
Gus Krock (2)	4	32	48	4	3	2	2	10	14	0	0	7.31	0	1	2
Lev Shreve	3	15.2	25	3	1	0	3	5	12	0	0	13.79	1	2	3
Varney Anderson	2	12	13	1	1	0	1	3	9	0	0	4.50	3	0	0
Jack McGeachy	3	4.2	7	0	0	0	0	3	6	0	0	11.57	0	0	0
Jack Fanning	1	1	3	1	0	0	1	0	2	0	0	18.00	0	0	0
Jack Glasscock	1	0.2	3	0	0	0	0	0	3	0	0	0.00	0	1	0
		1174.1	1365	135	109	59	75	408	420	3	2	4.85	44	44	73

WASHINGTON**John Morrill (13-38) Arthur Irwin (28-45)**

Swampoodle Grounds

	G	AB	H	R	2B	3B	HR	RBI	BB	SB	SO	HBP	BA	SA	OBP
CF Dummy Hoy	127	507	139	98	11	6	0	39	75	35	30	6	.274	.320	.374
2B Sam Wise	121	472	118	79	15	8	4	62	61	24	62	4	.250	.341	.341
LF Walt Wilmot	108	432	125	88	19	19	9	57	51	40	32	2	.289	.484	.367
UT Connie Mack	98	386	113	51	16	1	0	42	15	26	12	8	.293	.339	.333
SS Arthur Irwin (2)	85	313	73	49	10	5	0	32	42	9	37	1	.233	.297	.326
1B John Carney	69	273	63	25	7	0	1	29	14	12	14	1	.231	.267	.271
C Tom Daly	71	250	75	39	13	5	1	40	38	18	28	1	.300	4.04	.394
3B John Irwin	58	228	66	42	11	4	0	25	25	10	14	4	.289	.373	.370
Sub Pete Sweeney (1)	49	193	44	13	7	3	1	23	11	8	26	4	.228	.311	.284
RF Ed Beecher	42	179	53	20	9	0	0	30	5	3	4	1	.296	.346	.319
Sub Al Myers (1)	46	176	46	24	3	0	0	20	22	10	7	1	.261	.278	.347
Sub John Morrill	44	146	27	20	5	0	2	16	30	12	23	1	.185	.260	.328
Sub Spider Clark	38	145	37	19	7	2	3	22	6	8	18	0	.255	.393	.285
P Alex Ferson	35	114	13	6	3	1	0	3	10	1	47	0	.114	.158	.185

THE ANNUAL RECORD

	G	AB	H	R	2B	3B	HR	RBI	BB	SB	SO	HBP	BA	SA	OBP
P George Haddock	34	112	25	13	3	0	2	14	19	3	27	0	.223	.304	.336
Sub George Shoch	30	109	26	12	2	0	0	11	20	9	5	6	.239	.257	.385
P George Keefe	30	98	16	7	2	1	0	1	8	2	29	0	.163	.204	.226
Sub Buck Ebright	16	59	15	7	2	2	1	6	3	2	8	1	.254	.407	.302
P John Healy (1)	13	45	10	7	2	0	1	4	0	0	10	1	.222	.333	.239
P Hank O'Day (1)	13	44	8	1	1	0	0	5	3	0	7	0	.182	.205	.234
Sub Jack Riddle	11	37	8	3	3	0	0	3	2	0	8	0	.216	.297	.256
P Gus Krock (3)	6	23	2	3	0	0	0	3	0	0	2	0	.087	.087	.087
P Mike Sullivan	9	19	1	2	0	0	0	0	1	0	2	1	.053	.053	.143
Sub Jim Donnelly	4	13	2	3	0	0	0	0	2	1	0	0	.154	.154	.267
Sub Billy O'Brien	2	8	0	1	0	0	0	0	1	0	1	0	.000	.000	.111
Sub Art McCoy	2	6	0	0	0	0	0	0	2	0	1	0	.000	.000	.250
P Jack Thornton	1	4	0	0	0	0	0	1	0	0	1	0	.000	.000	.000
Sub Harry Clarke	1	3	0	0	0	0	0	0	0	0	1	0	.000	.000	.000
Sub Jim Banning	2	1	0	0	0	0	0	0	0	0	0	0	.000	.000	.000
	127	4395	1105	632	151	57	25	488	466	232	456	43	.251	.329	.329

1B—Carney 53, Morrill 40, Mack 22, Daly 8, Beecher 3, O'Brien 2
 2B—Wise 72, Myers 46, Daly 4, Clark 2, McCoy 2, A. Irwin 1, Sweeney 1, Morrill 1
 SS—A. Irwin 85, Wise 26, Clark 13, Ebright 3, Shoch 1, Daly 1
 3B—J. Irwin 58, Sweeney 47, Wise 13, Donnelly 4, Morrill 3, Clark 2
 OF—Hoy 127, Wilmot 108, Beecher 39, Mack 34, Shoch 29, Carney 16, Wise 10, Clark 9, Ebright 4, Daly 3, Haddock 3, Riddle 2, Keefe 1, Sweeney 1, Clarke 1
 C—Daly 57, Mack 45, Clark 14, Riddle 9, Ebright 9, Banning 2
 P—Ferson 36, Haddock 33, Keefe 30, O'Day 13, Healy 13, Sullivan 9, Krock 6, A. Irwin 1, Morrill 1, Thornton 1

	Pos	G	TC	PO	A	DP	E	PB	FA
Hoy	CF	127	319	255	29	4	35	—	.890
Wilmot	LF	108	274	232	22	4	20	—	.927
A. Irwin	SS	85	496	165	279	36	52	—	.895
Wise	2B	72	431	170	225	26	36	—	.916
"	SS	26	137	40	72	9	25	—	.818
"	3B	13	63	26	25	1	12	—	.810
"	RF@	10	13	9	1	0	3	—	.769
J. Irwin	3B	58	243	82	129	14	32	—	.868
Daly	C	57	386	268	86	5	32	19	.917
Carney	1B	53	561	521	16	29	24	—	.957
"	RF@	16	28	20	2	1	6	—	.786
Sweeney	3B	47	187	67	83	6	37	—	.802
Myers	2B	46	313	147	148	26	18*	—	.942
Mack	C	45	303	189	81	9	33	35	.891
"	RF@	34	74	55	12	3	7	—	.905
"	1B	22	212	188	7	10	17	—	.920
Morrill	1B	40	395	369	18	15	8	—	.980
Beecher	RF	39	79	61	7	1	11	—	.861
Ferson	P	36	62	4	50	1	8	—	.871
Haddock	P	33	75	12	54	3	9	—	.880
Keefe	P	30	42	6	33	0	3	—	.929
Shoch	LF@	29	63	49	8	1	6	—	.905
Clark	C	14	80	44	27	3	9	0	.888
"	SS	13	87	36	36	7	15	—	.828
Healy	P	13	36	4	28	0	4	—	.889
O'Day	P	13	32	7	23	0	2	—	.938
		127	5431	3299	1613	91	519	54	.904

	G	IP	H	GS	CG	W	L	SO	BB	Sh	Sv	ERA	HB	WP	HR
Alex Ferson	36	288.1	319	34	28	17	17	85	105	1	0	3.90	12	9	9
George Haddock	33	276.1	299	31	30	11	19	106	123	0	0	4.20	9	16	10
George Keefe	30	230	266	28	24	8	18	90	143	0	0	5.13	4	8	6
Hank O'Day (1)	13	108	117	13	11	2	10	23	57	0	0	4.33	6	4	7
John Healy (1)	13	101	139	12	10	1	11	49	38	0	0	6.24	5	10	2
Gus Krock (3)	6	48	65	6	6	2	4	17	22	0	0	5.25	0	1	1
Mike Sullivan	9	41	47	3	3	0	3	15	32	0	0	7.24	3	7	2
Jack Thornton	1	9	8	1	1	0	1	3	7	0	0	5.00	0	0	0
Arthur Irwin	1	1	1	0	0	0	0	0	0	0	0	0.00	0	0	0
John Morrill	1	0.1	0	0	0	0	0	0	0	0	0	0.00	0	0	0
	1103	1261	127	113	41	83	388	527	1	0	4.68	39	55	37	

WORLD'S SERIES

New York (NL) defeated Brooklyn (AA) 6 games to 3

- Game 1 at Polo Grounds (NY), Oct. 18: Bro (Terry) 12, NY (Keefe) 10
 Game 2 at Washington Park (Bro), Oct. 19: NY (Crane) 6, Bro (Caruthers) 2
 Game 3 at Polo Grounds (NY), Oct. 22: Bro (Hughes) 8, NY (Welch) 7
 Game 4 at Washington Park (Bro), Oct. 23: Bro (Terry) 10, NY (Crane) 7
 Game 5 at Washington Park (Bro), Oct. 24: NY (Crane) 11, Bro (Caruthers) 3
 Game 6 at Polo Grounds (NY), Oct. 25: NY (O'Day) 2, Bro (Terry) 1 (11 inn.)
 Game 7 at Polo Grounds (NY), Oct. 26: NY (Crane) 11, Bro (Lovett) 7
 Game 8 at Washington Park (Bro), Oct. 28: NY (Crane) 17, Bro (Terry) 7
 Game 9 at Polo Grounds (NY), Oct. 29: NY (O'Day) 3, Bro (Terry) 2

NEW YORK

	G	AB	H	R	2B	3B	HR	RBI	BB	SO	SB	BA	SA
RF Mike Tiernan	9	38	11	12	1	1	1	5	5	3	3	.289	.447
SS John Ward	9	36	15	10	0	1	0	7	5	2	10	.417	.444
LF Jim O'Rourke	9	36	14	7	2	2	2	7	2	2	3	.389	.722
C Buck Ewing	8	36	9	5	4	0	0	7	2	5	1	.250	.361
1B Roger Connor	9	35	12	9	2	2	0	12	3	2	8	.343	.514
2B Danny Richardson	9	35	11	8	1	1	3	8	3	5	3	.314	.657
3B Art Whitney	9	35	8	4	2	1	0	3	1	0	0	.229	.343
CF George Gore	5	21	7	5	1	1	0	1	3	0	2	.333	.476
P Cannonball Crane	5	18	5	3	1	1	1	5	1	2	0	.278	.611
CF Mike Slattery	4	16	3	6	0	0	0	1	3	1	1	.188	.188
P Hank O'Day	3	6	1	0	0	0	0	0	2	2	0	.167	.167
C Will Brown	1	5	3	3	0	0	1	2	0	0	0	.600	1.167
P Tim Keefe	2	4	2	1	1	0	0	0	1	1	0	.500	.750
P Mickey Welch	1	3	1	0	1	0	0	0	0	1	0	.333	.667
	9	324	102	73	16	10	8	58	31	26	31	.315	.500

	G	IP	H	GS	CG	W	L	SO	BB	Sh	Sv	ERA
Cannonball Crane	5	38.2	29	5	4	4	1	19	32	0	0	3.72
Hank O'Day	3	23	10	2	2	2	0	12	14	0	0	1.17
Tim Keefe	2	11	17	1	1	0	1	4	2	0	1	8.18
Mickey Welch	1	5	11	1	0	0	1	1	3	0	0	9.00
		77.2	67	9	7	6	3	36	51	0	1	3.94

THE ANNUAL RECORD

BROOKLYN

	G	AB	H	R	2B	3B	HR	RBI	BB	SO	SB	BA	SA
2B Hub Collins	9	35	13	13	3	0	1	2	7	5	6	.371	.543
1B/P Dave Foutz	9	35	10	7	2	0	1	9	4	2	3	.286	.429
RF Oyster Burns	9	35	8	8	3	0	2	11	5	6	0	.229	.486
3B George Pinkney	9	31	8	2	2	0	0	3	4	2	2	.258	.323
LF Darby O'Brien	9	31	5	8	0	1	0	4	12	6	6	.161	.226
SS Germany Smith	8	29	5	2	2	1	0	2	3	2	2	.172	.310
CF Pop Corkhill	9	24	5	4	1	0	1	5	6	2	1	.208	.333
P/1B Bill Terry	5	18	3	1	0	0	0	1	1	1	1	.167	.167
C/OF Joe Visner	5	16	2	2	1	0	0	0	2	3	0	.125	.188
C Bob Clark	4	12	5	3	2	0	0	3	2	2	0	.417	.583
P Bob Caruthers	4	8	2	1	0	0	0	1	3	3	0	.250	.250
C Doc Bushong	3	8	0	0	0	0	0	0	1	0	0	.000	.000
SS Jumbo Davis	1	4	0	0	0	0	0	0	0	0	0	.000	.000
P Mickey Hughes	1	3	1	1	1	0	0	0	1	2	0	.333	.667
P Tom Lovett	1	1	0	0	0	0	0	0	0	0	0	.000	.000
	9	290	67	52	17	2	5	41	51	36	21	.231	.355

	G	IP	H	GS	CG	W	L	SO	BB	Sh	Sv	ERA
Bill Terry	5	37.2	47	5	4	2	3	14	18	0	0	5.97
Bob Caruthers	4	24	28	2	2	0	2	6	6	0	1	3.75
Mickey Hughes	1	7	14	1	1	1	0	3	3	0	0	7.71
Dave Foutz	1	5	5	0	0	0	0	2	2	0	0	7.20
Tom Lovett	1	3	8	1	0	0	1	1	2	0	0	24.00
		76.2	102	9	7	3	6	26	31	0	1	6.22

AMERICAN ASSOCIATION

	G	W	L	Pct	H	R	GB	Attendance	
1. Brooklyn Bridegrooms	140	93	44	.679	50-18	43-26	—	353,690	
2. St. Louis Browns	141	90	45	.667	51-18	39-27	2	175,000	
3. Philadelphia Athletics	138	75	58	.564	46-22	29-36	16	220,000	
4. Cincinnati Reds	141	76	63	.547	47-26	29-37	18	131,000	
5. Baltimore Orioles	139	70	65	.519	41-23	29-42	22	115,000	
6. Columbus Solons	140	60	78	.435	36-33	24-45	33.5	90,000	
7. Kansas City Cowboys	139	55	82	.401	35-35	20-47	38	85,000	
8. Louisville Colonels	140	27	111	.196	18-47	9-64	66.5	60,000	
	Bro	StL	Phi	Cin	Bal	Col	KC	Lou	Tot
Brooklyn	—	8	12	15	12	11	16	19	93
St. Louis	11	—	9	12	12	14	14	18	90
Philadelphia	7	8	—	11	11	12	12	14	75
Cincinnati	5	8	9	—	11	11	14	18	76
Baltimore	8	7	8	8	—	12	11	16	70
Columbus	8	6	7	9	8	—	9	13	60
Kansas City	4	6	8	6	7	11	—	13	55
Louisville	1	2	5	2	4	7	6	—	27
	44	45	58	63	65	78	82	111	546

SEASON LEADERS

Batting Average (300 ABs)

1. Tucker, Baltimore	.372
2. O'Neill, St. Louis	.335
3. D. Lyons, Philadelphia	.329
4. Orr, Columbus	.327
5. Holliday, Cincinnati	.321

Total Bases

1. Stovey, Philadelphia	292
2. Holliday, Cincinnati	280
3. Tucker, Baltimore	255
O'Neill, St. Louis	255
5. Orr, Columbus	250

Hits

1. Tucker, Baltimore	196
2. Orr, Columbus	183
3. Holliday, Cincinnati	181
4. O'Neill, St. Louis	179
5. Shindle, Baltimore	178

Stolen Bases

1. Hamilton, Kansas City	111
2. D. O'Brien, Brooklyn	91
3. Long, Kansas City	89
4. Nicol, Cincinnati	80
5. Latham, St. Louis	69

OPS

1. Tucker, Baltimore	.934
2. Stovey, Philadelphia	.918
3. O'Neill, St. Louis	.897
4. D. Lyons, Philadelphia	.895
5. Holliday, Cincinnati	.869

PITCHING

Wins

1. Caruthers, Brooklyn	40
2. King, St. Louis	34
Chamberlain, St. Louis	34
4. Duryea, Cincinnati	32
5. G. Weyhing, Philadelphia	30

Complete Games

1. Kilroy, Baltimore	55
2. M. Baldwin, Columbus	54
3. G. Weyhing, Philadelphia	50
4. King, St. Louis	47
5. Caruthers, Brooklyn	46

Slugging Average

1. Stovey, Philadelphia	.525
2. Holliday, Cincinnati	.497
3. Tucker, Baltimore	.484
4. O'Neill, St. Louis	.478
5. D. Lyons, Philadelphia	.469

Home Runs

1. Stovey, Philadelphia	19
Holliday, Cincinnati	19
3. Duffee, St. Louis	16
4. Milligan, St. Louis	12
5. D. Lyons, Philadelphia	9
O'Neill, St. Louis	9

Runs

1. Stovey, Philadelphia	152
Griffin, Baltimore	152
3. D. O'Brien, Brooklyn	146
4. Hamilton, Kansas City	144
5. Collins, Brooklyn	139

Strikeouts

1. Duffee, St. Louis	81
2. Fennelly, Philadelphia	78
3. D. O'Brien, Brooklyn	76
4. Hornung, Baltimore	72
5. Greenwood, Columbus	71

On-Base Percentage

1. Tucker, Baltimore	.450
2. Larkin, Philadelphia	.428
3. D. Lyons, Philadelphia	.426
4. O'Neill, St. Louis	.419
5. Hamilton, Kansas City	.413

RBI

1. Stovey, Philadelphia	119
2. Foutz, Brooklyn	113
3. O'Neill, St. Louis	110
4. Bierbauer, Philadelphia	105
5. Holliday, Cincinnati	104

Bases on Balls

1. Y. Robinson, St. Louis	118
2. McTamany, Columbus	116
3. Griffin, Baltimore	91
4. Marr, Columbus	87
Hamilton, Kansas City	87

Hit By Pitch

1. Tucker, Baltimore	33
2. Welch, Philadelphia	19
3. Reilly, Cincinnati	18
4. Larkin, Philadelphia	16
D. O'Brien, Brooklyn	16

Losses

1. M. Baldwin, Columbus	34
2. J. Ewing, Louisville	30
3. Ehret, Louisville	29
4. Swartzel, Kansas City	27
5. Kilroy, Baltimore	25

Strikeouts

1. M. Baldwin, Columbus	368
2. Kilroy, Baltimore	217
3. G. Weyhing, Philadelphia	213
4. Chamberlain, St. Louis	202
5. King, St. Louis	188

Innings

1. M. Baldwin, Columbus	513.2
2. Kilroy, Baltimore	480.2
3. King, St. Louis	458
4. G. Weyhing, Philadelphia	449
5. Caruthers, Brooklyn	445

Winning Percentage (25 decisions)

1. Caruthers, Brooklyn	.784
2. Chamberlain, St. Louis	.694
3. King, St. Louis	.667
4. Lovett, Brooklyn	.630
5. Duryea, Cincinnati	.627

THE ANNUAL RECORD**ERA (140 innings)**

1. Stivetts, St. Louis	2.25
2. Duryea, Cincinnati	2.56
3. Kilroy, Baltimore	2.85
4. G. Weyhing, Philadelphia	2.95
5. Chamberlain, St. Louis	2.97

Lowest OOBP

1. Stivetts, St. Louis	.285
2. Caruthers, Brooklyn	.299
3. Duryea, Cincinnati	.303
4. Foreman, Baltimore	.306
J. Conway, Kansas City	.306

Lowest OBA

1. Stivetts, St. Louis	.212
2. G. Weyhing, Philadelphia	.223
3. Terry, Brooklyn	.228
4. Foreman, Baltimore	.229
5. M. Baldwin, Columbus	.231
Chamberlain, St. Louis	.231

FIELDING**Putouts****1B**

Stearns, Kansas City	1398
Foutz, Brooklyn	1371
Orr, Columbus	1291

Assists

Orr, Columbus	61
Stearns, Kansas City	56
Tucker, Baltimore	45
Comiskey, St. Louis	45

Fielding Average

Reilly, Cincinnati	.984
Orr, Columbus	.983
Foutz, Brooklyn	.979

2B

Bierbauer, Philadelphia	472
McPhee, Cincinnati	429
Collins, Brooklyn	385

McPhee, Cincinnati	446
Collins, Brooklyn	410
Bierbauer, Philadelphia	406

McPhee, Cincinnati	.946
Bierbauer, Philadelphia	.941
Collins, Brooklyn	.929

3B

Shindle, Baltimore	225
Raymond, Louisville	206
D. Lyons, Philadelphia	202

Shindle, Baltimore	323
D. Lyons, Philadelphia	291
Pinkney, Brooklyn	278

Pinkney, Brooklyn	.897
Raymond, Louisville	.886
Latham, St. Louis	.883

SS

Long, Kansas City	335
S. Fuller, St. Louis	240
Tomney, Louisville	229

Beard, Cincinnati	537
Long, Kansas City	479
S. Fuller, St. Louis	59

S. Fuller, St. Louis	.913
G. Smith, Brooklyn	.899
Beard, Cincinnati	.896

RF

McCarthy, St. Louis	229
Hamilton, Kansas City	202
Sommer, Baltimore	172
Purcell, Philadelphia	172

McCarthy, St. Louis	38
Sommer, Baltimore	24
O. Burns, Brooklyn	23

Sommer, Baltimore	.929
O. Burns, Brooklyn	.920
Nicol, Cincinnati	.918

CF

J. Burns, Kansas City	323
Corkhill, Brooklyn	317
Duffee, St. Louis	296

Duffee, St. Louis	43
Corkhill, Brooklyn	35
Weaver, Louisville	30

Corkhill, Brooklyn	.949
Duffee, St. Louis	.936
Welch, Philadelphia	.92284

LF

Stovey, Philadelphia	287
O'Neill, St. Louis	264
D. O'Brien, Brooklyn	255

Stovey, Philadelphia	38
Hornung, Baltimore	32
E. Daily, Columbus	27

O'Neill, St. Louis	.936
Hornung, Baltimore	.913
D. O'Brien, Brooklyn	.906

C

O'Connor, Columbus	420
Boyle, St. Louis	378
Milligan, St. Louis	367

Cook, Louisville	138
O'Connor, Columbus	128
Boyle, St. Louis	108

Keenan, Cincinnati	.962
O'Connor, Columbus	.955
Boyle, St. Louis	.947

P

M. Baldwin, Columbus	33
Caruthers, Brooklyn	29
Kilroy, Baltimore	25

Swartzel, Kansas City	145
Kilroy, Baltimore	139
Ehret, Louisville	97

Caruthers, Brooklyn	.969
Terry, Brooklyn	.965
King, St. Louis	.957

Double Plays**1B**

Larkin, Philadelphia	88
Reilly, Cincinnati	76
Stearns, Kansas City	75

Errors

Stearns, Kansas City	49
Tucker, Baltimore	44
Comiskey, St. Louis	39

TC/Game

Stearns, Kansas City	11.1
Reilly, Cincinnati	10.9
Foutz, Brooklyn	10.7

Double Plays		Errors		TC/Game	
2B					
McPhee, Cincinnati	85	R. Mack, Baltimore	83	Bierbauer, Philadelphia	7.2
Bierbauer, Philadelphia	80	Y. Robinson, St. Louis	81	McPhee, Cincinnati	6.9
R. Mack, Baltimore	70	Shannon, Louisville	69	Shannon, Louisville	6.3
3B					
D. Lyons, Philadelphia	29	Shindle, Baltimore	88	Shindle, Baltimore	4.6
Shindle, Baltimore	25	D. Lyons, Philadelphia	80	D. Lyons, Philadelphia	4.41
Raymond, Louisville	23	Carpenter, Cincinnati	69	Latham, St. Louis	4.35
SS					
Beard, Cincinnati	63	Long, Kansas City	117	Long, Kansas City	7.3
Tomney, Louisville	57	Tomney, Louisville	114	Tomney, Louisville	7.1
Long, Kansas City	55	Fennelly, Philadelphia	93	Beard, Cincinnati	5.9
RF					
McCarthy, St. Louis	11	Hamilton, Kansas City	37	McCarthy, St. Louis	2.1
Sommer, Baltimore	7	McCarthy, St. Louis	32	Sommer, Baltimore	2.0
Hamilton, Kansas City	6	Purcell, Philadelphia	20	Hamilton, Kansas City	1.9
CF					
Welch, Philadelphia	10	J. Burns, Kansas City	32	Duffee, St. Louis	2.74
McTamany, Columbus	8	McTamany, Columbus	30	J. Burns, Kansas City	2.73
Corkhill, Brooklyn	8	Griffin, Baltimore	26	Welch, Philadelphia	2.70
		Welch, Philadelphia	26		
LF					
Hornung, Baltimore	10	E. Daily, Columbus	41	Stovey, Philadelphia	2.6
Stovey, Philadelphia	9	Stovey, Philadelphia	37	Hornung, Baltimore	2.3
D. O'Brien, Brooklyn	5	W. Tebeau, Cincinnati	33	D. O'Brien, Brooklyn	2.20
C					
Keenan, Cincinnati	11	B. Clark, Brooklyn	54	O'Connor, Columbus	6.9
Boyle, St. Louis	11	Visner, Brooklyn	40	Keenan, Cincinnati	6.5
Quinn, Baltimore	10	Vaughn, Louisville	38	Boyle, St. Louis	6.4

Leaders in Passed Balls: Cook, Louisville (77); Vaughn, Louisville (60); Three with 58

P					
Swartzel, Kansas City	6	Kilroy, Baltimore	17	Swartzel, Kansas City	3.6
McMahon, Philadelphia	6	Foreman, Baltimore	14	Kilroy, Baltimore	3.1
Kilroy, Baltimore	4	M. Baldwin, Columbus	13	Terry, Brooklyn	2.8
Caruthers, Brooklyn	4				

BROOKLYN

Bill McGunnigle

Washington Park I *

	G	AB	H	R	2B	3B	HR	RBI	BB	SB	SO	HBP	BA	SA	OBP
LF Darby O'Brien	136	567	170	146	30	11	5	80	61	91	76	16	.300	.418	.384
2B Hub Collins	138	560	149	139	18	3	2	73	80	65	41	7	.266	.320	.365
1B Dave Foutz	138	553	152	118	19	8	6	113	64	43	23	3	.275	.371	.353
3B George Pinkney	138	545	134	103	25	7	4	82	59	47	43	7	.246	.339	.327
CF Pop Corkhill	138	537	134	91	21	9	8	78	42	22	24	3	.250	.367	.308
RF Oyster Burns	131	504	153	105	19	13	5	100	68	32	26	4	.304	.423	.391
SS Germany Smith	121	446	103	89	22	3	3	53	40	35	42	1	.231	.314	.296
C Joe Visner	80	295	76	56	12	10	8	68	36	13	36	4	.258	.447	.346
C Bob Clark	53	182	50	32	5	2	0	22	26	18	7	1	.275	.324	.368
P Bob Caruthers	59	172	43	45	8	3	2	31	44	9	17	2	.250	.366	.408
P Bill Terry	49	160	48	29	6	6	2	26	14	8	14	0	.300	.450	.356

THE ANNUAL RECORD

	G	AB	H	R	2B	3B	HR	RBI	BB	SB	SO	HBP	BA	SA	OBP
P Tom Lovett	29	100	19	18	1	3	2	19	2	2	24	1	.190	.320	.214
Sub Doc Bushong	25	84	13	15	1	0	0	8	9	2	7	0	.155	.167	.237
P Mickey Hughes	20	68	12	4	0	0	0	5	4	0	15	0	.176	.176	.222
Sub Charlie Reynolds (2)	12	42	9	5	1	1	0	3	1	2	6	0	.214	.286	.233
	140	4815	1265	995	188	79	47	761	550	389	401	49	.263	.364	.344

1B—Foutz 134, Terry 10, Caruthers 2, Corkhill 1
 2B—Collins 138
 SS—Smith 120, Burns 19, Corkhill 1
 3B—Pinkney 138
 OF—Corkhill 138, O'Brien 136, Burns 113, Visner 29, Caruthers 3, Hughes 1, Smith 1
 C—Visner 53, Clark 53, Bushong 25, Reynolds 12
 P—Caruthers 56, Terry 41, Lovett 29, Hughes 20, Foutz 12

	Pos	G	TC	PO	A	DP	E	PB	FA
Corkhill	CF	138	371	317	35	8	19	—	.949
Pinkney	3B	138	514	183	278	19	53	—	.897
Collins	2B	138	856	385	410	56	61	—	.929
O'Brien	LF	136	297	255	14	5	28	—	.906
Foutz	1B	134	1434	1371	33	65	30	—	.979
"	P	12	21	5	15	1	1	—	.952
Smith	SS	120	666	182	417	37	67	—	.899
Burns	RF	113	176	139	23	5	14	—	.920
"	SS	19	91	21	60	4	10	—	.890
Caruthers	P	56	128	29	95	4	4	—	.969
Visner	C	53	310	198	72	7	40	35	.871
"	RF@	29	43	39	2	1	2	—	.953
Clark	C	53	415	275	86	4	54	29	.870
Terry	P	41	114	24	86	2	4	—	.965
"	1B	10	72	64	2	2	6	—	.917
Lovett	P	29	60	8	49	2	3	—	.950
Bushong	C	25	141	85	41	5	15	20	.894
Hughes	P	20	36	3	33	1	0	—	1.000
Reynolds	C	12	74	48	18	0	8	3	.892
		140	5827	3636	1770	92	421	87	.928

	G	IP	H	GS	CG	W	L	SO	BB	Sh	Sv	ERA	HB	WP	HR
Bob Caruthers	56	445	444	50	46	40	11	118	104	7	1	3.13	13	22	14
Bill Terry	41	326	285	39	35	22	15	186	126	2	0	3.29	16	18	8
Tom Lovett	29	229	234	28	23	17	10	92	65	1	0	4.32	8	7	3
Mickey Hughes	20	153	172	17	13	9	8	54	86	0	0	4.35	7	5	6
Dave Foutz	12	59.2	70	4	3	3	0	21	19	0	0	4.37	0	3	2
—Two forfeit Ws: vs Columbus on June 24; vs St. Louis on Sept. 8—															
		1212.2	1205	138	120	91	44	471	400	10	1	3.61	44	55	33

* The park grandstand burned down on May 19. A new grandstand was quickly built.

ST. LOUIS
Charlie Comiskey
 Sportsman's Park I

	G	AB	H	R	2B	3B	HR	RBI	BB	SB	SO	HBP	BA	SA	OBP
RF Tommy McCarthy	140	604	176	136	24	7	2	63	46	57	26	6	.291	.364	.348
1B Charlie Comiskey	137	587	168	105	28	10	3	102	19	65	19	3	.286	.383	.312
LF Tip O'Neill	134	534	179	123	33	8	9	110	72	28	37	5	.335	.478	.419

	G	AB	H	R	2B	3B	HR	RBI	BB	SB	SO	HBP	BA	SA	OBP
SS Shorty Fuller	140	517	117	91	18	6	0	51	52	38	56	5	.226	.284	.303
3B Arlie Latham	118	512	126	110	13	3	4	49	42	69	30	11	.246	.307	.317
CF Charlie Duffee	137	509	124	93	15	11	16	86	60	21	81	3	.244	.411	.327
2B Yank Robinson	132	452	94	97	17	3	5	70	118	39	55	6	.208	.292	.378
C Jack Boyle	99	347	85	54	11	5	3	42	21	5	42	7	.245	.331	.301
C Jack Milligan	72	273	100	53	30	2	12	76	19	2	19	3	.366	.623	.408
P Silver King	56	189	43	37	7	3	0	30	22	3	40	1	.228	.296	.311
P Icebox Chamberlain	53	171	34	18	8	3	2	31	12	3	32	2	.199	.316	.259
P Jack Stivetts	27	79	18	12	2	2	0	7	3	0	13	1	.228	.304	.265
P Nat Hudson	13	52	13	6	1	1	1	10	2	1	11	0	.250	.365	.278
Sub Pete Sweeney (2)	9	38	14	8	2	0	0	8	1	2	5	2	.368	.421	.415
P Jim Devlin	9	26	5	4	0	0	0	0	1	1	4	0	.192	.192	.222
P Toad Ramsey (2)	5	17	5	2	1	0	0	4	1	0	3	0	.294	.353	.333
Sub Tom Gettinger	4	16	7	2	0	0	1	2	2	0	1	0	.438	.625	.500
Sub Jim Gill	2	8	2	2	1	0	0	1	1	0	2	0	.250	.375	.333
Sub Jumbo Davis (2)	2	4	0	1	0	0	0	0	1	0	1	0	.000	.000	.000
Sub Dad Meek	2	2	1	2	0	0	0	1	0	1	0	0	.500	.500	.500
Sub Jack Bellman	1	2	1	1	0	0	0	0	1	0	1	0	.500	.500	.667
<hr/>															
	141	4939	1312	957	211	64	58	743	493	336	477	55	.266	.370	.339

1B—Comiskey 134, Milligan 9, Boyle 4, Hudson 3, King 2

2B—Robinson 132, Latham 3, Comiskey 3, McCarthy 2, Duffee 2, Boyle 1, Chamberlain 1, Gill 1

SS—Fuller 140, Davis 1

3B—Latham 116, Boyle 12, Sweeney 8, Duffee 5,

OF—McCarthy 140, O'Neill 134, Duffee 132, Hudson 6, Boyle 5, Gettinger 4, Comiskey 3, King 1, Stivetts 1, Sweeney 1, Davis 1, Gill 1

C—Boyle 80, Milligan 66, Meek 2, Bellman 1

P—King 56, Chamberlain 53, Stivetts 26, Devlin 9, Hudson 9, Ramsey 5, McCarthy 1, Comiskey 1

	Pos	G	TC	PO	A	DP	E	PB	FA
Fuller	SS	140	766	240	459	46	67	—	.913
McCarthy	RF	140	299	229	38	11	32	—	.893
O'Neill	LF	134	295	264	12	3	19	—	.936
Comiskey	1B	134	1309	1225	45	71	39	—	.970
Robinson	2B	132	719	305	333	53	81	—	.887
Duffee	CF	132	362	296	43	7	23	—	.936
Latham	3B	116	505	197	249	22	59	—	.883
Boyle	C	80	513	378	108	11	27	51	.947
"	3B	12	42	15	24	2	3	—	.929
Milligan	C	66	509	370	105	7	34	58	.933
King	P	56	115	19	91	2	5	—	.957
Chamberlain	P	53	89	15	67	0	7	—	.921
Stivetts	P	26	60	12	43	0	5	—	.917
<hr/>									
		141	5853	3710	1705	100	438	110	.925

	G	IP	H	GS	CG	W	L	SO	BB	Sh	Sv	ERA	HB	WP	HR
Silver King	55	458	462	53	47	34	17	188	125	2	1	3.14	21	36	15
Icebox Chamberlain	54	421.1	376	51	44	34	15	202	165	3	1	2.97	17	20	18
Jack Stivetts	26	191.2	153	20	18	12	7	143	68	2	2	2.25	5	15	4
Jim Devlin	9	60	56	8	5	4	2	37	24	0	1	2.40	7	8	0
Nat Hudson	9	60	71	5	4	3	2	13	15	0	0	4.20	4	4	2
Toad Ramsey (2)	5	41	44	3	3	3	1	33	10	0	0	3.95	1	2	0
Tommy McCarthy	1	5	4	0	0	0	0	1	6	0	0	7.20	0	1	0
Charlie Comiskey	1	0.1	0	0	0	0	0	0	0	0	0	0.00	0	0	0
—1 forfeit L vs Brooklyn on Sept. 8—															
<hr/>															
		1237.2	1166	140	121	90	44	617	413	7	5	3.00	55	86	39

PHILADELPHIA

Bill Sharsig

Athletics Park

	G	AB	H	R	2B	3B	HR	RBI	BB	SB	SO	HBP	BA	SA	OBP
LF Harry Stovey	137	556	171	152	38	13	19	119	77	63	68	1	.308	.525	.393
2B Lou Bierbauer	130	549	167	80	27	7	7	105	29	17	30	4	.304	.417	.344
1B Ted Larkin	133	516	164	105	23	12	3	74	83	11	41	16	.318	.426	.428
CF Curt Welch	125	516	140	134	39	6	0	39	67	66	30	19	.271	.370	.375
SS Frank Fennelly	138	513	132	70	20	5	1	64	65	15	78	3	.257	.322	.344
3B Denny Lyons	131	510	168	135	36	4	9	82	79	10	44	7	.329	.469	.426
RF Blondie Purcell	129	507	160	72	19	7	0	85	50	22	27	5	.316	.381	.383
C Wilbert Robinson	69	264	61	31	13	2	0	28	6	9	34	1	.231	.295	.251
C Lave Cross	55	199	44	22	8	2	0	23	14	11	9	0	.221	.281	.272
P Gus Weyhing	54	191	25	16	2	0	0	12	9	4	59	1	.131	.141	.174
P Ed Seward	46	143	31	22	5	3	2	17	22	6	19	3	.217	.336	.333
Sub Jack Brennan	31	113	25	12	4	0	0	15	10	1	15	0	.221	.257	.285
P Sadie McMahon	30	104	16	9	2	1	0	4	4	3	16	0	.154	.192	.185
Sub Mike Mattimore (1)	23	73	17	10	1	2	1	8	9	6	7	2	.233	.342	.333
Sub Tom Gunning	8	24	6	3	0	1	1	1	4	3	4	0	.250	.458	.250
P George Bausewine	7	21	1	1	0	0	0	0	4	2	8	0	.048	.048	200
P John Coleman	6	19	1	1	0	0	0	1	1	1	3	0	.053	.053	.100
Sub Jim Graham	4	18	3	0	0	0	0	0	0	0	0	0	.167	.167	.167
P Phenomenal Smith	5	16	3	3	1	0	0	0	3	0	3	0	.188	.250	.316
P Ed Knouff	3	12	3	2	1	0	0	2	1	1	1	0	.250	.333	.308
Sub Bill Collins	1	4	1	0	0	0	0	1	1	1	0	0	.250	.250	.400
<hr/>															
	138	4868	1339	880	239	65	43	680	534	252	496	62	.275	.377	.354

1B—Larkin 131, Mattimore 7, Lyons 1, Stovey 1
 2B—Bierbauer 130, Brennan 7, Larkin 1, Seward 1
 SS—Fennelly 138
 3B—Lyons 130, Graham 4, Brennan 4, Larkin 1
 OF—Stovey 137, Purcell 129, Welch 125, Mattimore 12, Seward 8, Brennan 7, McMahon 2, Coleman 1, Weyhing 1
 C—Robinson 69, Cross 55, Brennan 13, Gunning 8, Collins 1, Bierbauer 1
 P—Weyhing 54, Seward 39, McMahon 28, Bausewine 7, Mattimore 5, Smith 5, Coleman 5, Knouff 3

	Pos	G	TC	PO	A	DP	E	PB	FA
Fennelly	SS	138	727	181	453	53	93	—	.872
Stovey	LF	137	362	287	38	9	37	—	.898
Larkin	1B	131	1302	1230	37	88	35	—	.973
Lyons	3B	130	573	202	291	29	80	—	.860
Bierbauer	2B	130	933	472	406	80	55	0	.941
Purcell	RF	129	207	172	15	3	20	—	.903
Welch	CF	125	337	282	29	10	26	—	.923
Robinson	C	69	420	290	106	8	24	33	.943
Cross	C	55	407	278	102	7	27	28	.934
Weyhing	P	54	91	12	71	2	8	—	.912
Seward	P	39	89	13	67	1	9	—	.899
McMahon	P	28	74	7	62	6	5	—	.932
Brennan	C	13	55	27	18	2	10	11	.818
Mattimore	CF@	12	18	17	0	0	1	—	.944
<hr/>									
		138	5853	3597	1791	120	465	75	.920

	G	IP	H	GS	CG	W	L	SO	BB	Sh	Sv	ERA	HB	WP	HR
Gus Weyhing	54	449	382	53	50	30	21	213	212	4	0	2.95	34	37	15
Ed Seward	39	320	353	38	35	21	15	102	101	3	0	3.97	13	14	8
Sadie McMahon	28	242	230	27	27	14	12	117	102	2	0	3.53	14	15	5
George Bausewine	7	55.1	64	6	6	1	4	18	33	0	0	3.90	9	5	1
Phenomenal Smith	5	43	53	5	5	2	3	12	25	0	0	4.40	3	1	2
John Coleman	5	34	38	5	4	3	2	6	14	0	0	2.91	1	0	2
Mike Mattimore (1)	5	31	43	1	1	2	1	6	13	0	1	5.81	1	4	0
Ed Knouff	3	25	37	3	2	2	0	5	9	0	0	3.96	1	1	2
	1199.1	1200	138	130	75	58	479	509	9	1	3.53	66	77	35	

CINCINNATI

Gus Schmelz

American Park

	G	AB	H	R	2B	3B	HR	RBI	BB	SB	SO	HBP	BA	SA	OBP
CF Bug Holliday	135	563	181	107	28	7	19	104	43	46	59	2	.321	.497	.372
SS Ollie Beard	141	558	159	96	13	14	1	77	35	36	39	1	.285	.364	.328
2B Bid McPhee	135	540	145	109	25	7	5	57	60	63	29	4	.269	.368	.346
LF White Wings Tebeau	135	496	125	110	21	11	7	70	69	61	62	6	.252	.381	.350
3B Hick Carpenter	123	486	127	67	23	6	0	63	18	47	41	4	.261	.333	.293
RF Hugh Nicol	122	474	121	82	7	8	2	58	54	80	35	5	.255	.316	.338
1B Long John Reilly	111	427	111	84	24	13	5	66	34	43	37	18	.260	.412	.340
C Jim Keenan	87	300	86	52	10	11	6	60	48	18	35	6	.287	.453	.395
C Kid Baldwin	60	223	55	34	14	2	1	34	5	7	32	3	.247	.341	.273
P Tony Mullane	63	196	58	53	16	4	0	29	27	24	21	2	.296	.418	.387
Sub Billy Earle	53	169	45	37	4	7	4	31	30	26	24	3	.266	.444	.386
P Jesse Duryea	54	162	44	37	6	3	0	17	11	5	30	3	.272	.346	.330
P Leon Viau	47	147	21	14	2	1	0	9	11	4	47	1	.143	.170	.208
P Elmer Smith	29	83	23	12	3	1	2	17	7	1	18	2	.277	.410	.348
P Charlie Petty	5	20	6	3	1	1	0	4	0	1	2	0	.300	.450	.300
P Ted Conovar	1	0	0	0	0	0	0	0	0	0	0	0	—	—	—
	141	4844	1307	897	197	96	52	696	452	462	511	60	.270	.382	.340

1B—Reilly 109, Keenan 21, Earle 5, Mullane 4, Carpenter 2, Tebeau 1, Baldwin 1

2B—McPhee 135, Nicol 7

SS—Beard 141

3B—Carpenter 121, Mullane 18, Nicol 3, McPhee 1, Keenan 1, Baldwin 1

OF—Holliday 135, Tebeau 134, Nicol 115, Earle 26, Mullane 12, Baldwin 4, Duryea 3, Reilly 2, Viau 1

C—Keenan 66, Baldwin 55, Earle 23

P—Duryea 53, Viau 47, Mullane 33, Smith 29, Petty 5, Conovar 1

	Pos	G	TC	PO	A	DP	E	PB	FA
Beard	SS	141	838	214	537	63	87	—	.896
McPhee	2B	135	925	429	446	85	50	—	.946
Holliday	CF	135	285	224	29	6	22	—	.923
Tebeau	LF	134	292	241	18	3	33	—	.887
Carpenter	3B	121	419	143	207	18	69	—	.835
Nicol	RF	115	207	168	22	4	17	—	.918
Reilly	1B	109	1192	1143	30	76	19	—	.984
Keenan	C	66	426	319	91	11	16	39	.962
"	1B	21	194	183	7	14	4	—	.979
Baldwin	C	55	398	274	89	5	35	50	.912
Duryea	P	53	106	15	80	1	11	—	.896
Viau	P	47	74	9	61	2	4	—	.946

THE ANNUAL RECORD

	Pos	G	TC	PO	A	DP	E	PB	FA
Mullane	P	33	56	10	42	0	4	—	.929
"	3B	18	66	21	31	5	14		.788
"	RF@	12	30	23	5	0	2		.933
Smith	P	29	28	2	21	0	5	—	.821
Earle	RF@	26	58	38	7	2	13		.776
"	C	23	164	119	24	3	21	23	.872
		141	5952	3724	1788	121	440	112	.926

	G	IP	H	GS	CG	W	L	SO	BB	Sh	Sv	ERA	HB	WP	HR
Jesse Duryea	53	401	372	48	38	32	19	183	127	2	1	2.56	16	21	8
Leon Viau	47	373	379	42	38	22	20	152	136	1	1	3.79	10	18	8
Tony Mullane	33	220	218	24	17	11	9	112	89	0	5	2.99	13	26	4
Elmer Smith	29	203	253	22	16	9	12	104	101	0	0	4.88	7	9	12
Charlie Petty	5	44	44	5	5	2	3	10	20	0	0	5.52	6	1	3
Ted Conovar	1	2	4	0	0	0	0	1	2	0	1	13.50	0	0	0
	1243	1270	141	114	76	63	562	475	3	8	3.50	52	75	35	

BALTIMORE

Billy Barnie

Oriole Park

	G	AB	H	R	2B	3B	HR	RBI	BB	SB	SO	HBP	BA	SA	OBP
3B Billy Shindle	138	567	178	122	24	7	3	64	42	56	37	7	.314	.397	.369
LF Joe Hornung	135	533	122	73	13	9	1	78	22	34	72	7	.229	.293	.269
CF Mike Griffin	137	531	148	152	21	14	4	48	91	39	29	3	.279	.394	.387
1B Tommy Tucker	134	527	196	103	22	11	5	99	42	63	26	33	.372	.484	.450
2B Reddy Mack	136	519	125	84	24	7	1	87	60	23	69	8	.241	.320	.329
RF Joe Sommer	106	386	85	51	13	2	1	36	42	18	49	1	.220	.272	.298
C Eddie Tate	72	253	46	28	6	3	1	27	13	4	37	5	.182	.241	.236
P Matt Kilroy	65	208	57	32	3	6	1	26	23	13	26	2	.274	.361	.352
C Tom Quinn	55	194	34	18	2	1	1	15	19	6	22	1	.175	.211	.252
P Frank Foreman	54	181	26	18	2	1	1	11	12	7	35	1	.144	.182	.201
SS Jack Farrell	42	157	33	25	3	0	1	26	15	14	15	2	.210	.248	.287
SS Will Holland	40	143	27	13	1	2	0	16	9	4	28	2	.189	.224	.247
P Bert Cunningham	41	131	27	10	4	2	0	18	4	3	25	2	.206	.267	.241
Sub Irv Ray (2)	26	106	36	20	4	1	0	17	7	12	6	3	.340	.396	.397
Sub Joe Dowie	20	75	17	12	5	0	0	8	2	5	10	2	.227	.293	.266
Sub Bart Cantz	20	69	12	6	2	0	0	8	4	2	14	0	.174	.203	.219
Sub Chris Fulmer	16	58	15	11	3	1	0	13	6	2	12	1	.259	.345	.338
Sub John Kerins (2)	16	53	15	7	2	0	0	12	2	2	4	1	.283	.321	.321
Sub Dusty Miller	11	40	6	4	1	1	0	6	2	3	11	1	.150	.225	.209
Sub George Wood (2)	3	10	2	1	0	0	0	1	0	1	2	0	.200	.200	.200
Sub Chippy McGarr (2)	3	7	1	1	0	0	0	0	1	0	1	0	.143	.143	.250
P Pat Whitaker	1	4	1	0	0	0	0	2	0	0	2	0	.250	.250	.250
P George Goetz	1	4	0	0	0	0	0	0	0	0	4	0	.000	.000	.000
	139	4756	1209	791	155	68	20	618	418	311	536	82	.254	.328	.325

1B—Tucker 123, Tate 10, Kerins 9

2B—Mack 135, Griffin 5

SS—Farrell 42, Holland 39, Griffin 25, Ray 20, Miller 8, McGarr 3, Kerins 1, Sommer 1, Cunningham 1

3B—Shindle 138, Hornung 1

OF—Hornung 134, Griffin 109, Sommer 105, Dowie 20, Fulmer 14, Tucker 12, Kilroy 8, Ray 6, Foreman 3, Miller 3, Wood 3,

Kerins 2, Cantz 2, Cunningham 2, Holland 1, Mack 1

C—Tate 62, Quinn 55, Cantz 18, Kerins 4, Fulmer 2

P—Kilroy 59, Foreman 51, Cunningham 39, Goetz 1, Whitaker 1

	Pos	G	TC	PO	A	DP	E	PB	FA
Shindle	3B	138	636	225	323	25	88	—	.862
Mack	2B	135	808	367	358	70	83	—	.897
Hornung	LF	134	309	250	32	10	27	—	.913
Tucker	1B	123	1233	1144	45	63	44	—	.964
"	CF@	12	28	21	3	0	4	—	.857
Griffin	CF	109	289	246	17	5	26	—	.910
"	SS	25	128	38	68	7	22	—	.822
Sommer	RF	105	211	172	24	7	15	—	.929
Tate	C	62	406	306	75	3	25	42	.938
"	1B	10	72	65	2	1	5	—	.931
Kilroy	P	59	181	25	139	4	17	—	.906
Quinn	C	55	401	290	81	10	30	34	.925
Foreman	P	51	95	9	72	1	14	—	.853
Farrell	SS	42	220	65	131	13	24	—	.891
Cunningham	P	39	77	8	60	0	9	—	.883
Holland	SS	39	163	37	102	9	24	—	.853
Ray	SS	20	102	24	56	8	22	—	.784
Dowie	RF@	20	38	34	2	0	2	—	.947
Cantz	C	18	107	77	15	2	15	14	.860
Fulmer	RF@	14	16	15	0	0	1	2	.938
		139	5764	3565	1663	104	536	95	.907

	G	IP	H	GS	CG	W	L	SO	BB	Sh	Sv	ERA	HB	WP	HR
Matt Kilroy	59	480.2	476	56	55	29	25	217	142	5	0	2.85	27	32	8
Frank Foreman	51	414	364	48	43	23	21	180	137	5	0	3.52	40	36	8
Bert Cunningham	39	279.1	306	33	29	16	19	140	141	0	1	4.87	15	31	11
George Goetz	1	9	12	1	0	1	0	2	0	0	0	4.00	0	1	0
Pat Whitaker	1	9	10	1	1	1	0	1	4	0	0	2.00	0	0	0
		1192	1168	139	128	70	65	540	424	10	1	3.56	82	100	27

COLUMBUS**Al Buckenberger**

Recreation Park II

	G	AB	H	R	2B	3B	HR	RBI	BB	SB	SO	HBP	BA	SA	OBP
LF Ed Daily	136	578	148	105	22	8	3	70	38	60	65	1	.256	.337	.303
1B Dave Orr	134	560	183	70	31	12	4	87	9	12	38	2	.327	.446	.340
3B Lefty Marr	139	546	167	110	25	15	1	75	87	29	32	6	.306	.414	.407
CF Jim McTamany	139	529	146	113	21	7	4	52	116	40	66	1	.276	.365	.407
RF Ralph Johnson	116	459	130	91	14	10	2	79	39	34	47	12	.283	.370	.355
2B Bill Greenwood	118	414	93	62	7	10	3	49	58	37	71	5	.225	.312	.327
C Jack O'Connor	107	398	107	69	17	7	4	60	33	26	37	4	.269	.377	.341
SS Henry Easterday	95	324	56	43	5	8	4	34	41	10	57	2	.173	.275	.270
P Mark Baldwin	64	208	39	19	6	5	2	25	16	2	63	0	.188	.293	.246
Sub Heinie Kappel	46	173	47	25	7	5	3	21	21	10	28	0	.272	.422	.354
P Bill Widner	41	133	28	16	3	0	2	10	2	5	31	1	.211	.278	.228
Sub Jimmy Peoples	29	100	23	13	6	2	1	16	6	3	8	0	.230	.360	.274
P Hank Gastright	32	94	17	5	0	1	0	11	3	2	24	1	.181	.203	.214
Sub Ned Bligh	28	93	13	6	1	1	0	5	4	2	14	3	.140	.172	.200
P Al Mays	21	54	7	4	1	0	0	4	11	1	10	0	.130	.148	.277
Sub Jack Crooks	12	43	14	13	2	3	0	7	10	10	4	1	.326	.512	.463
Sub Jack Doyle	11	36	10	6	1	1	0	3	6	9	6	0	.278	.361	.381
Sub Rudy Kemmler	8	26	3	2	0	0	0	0	3	0	3	0	.115	.115	.207
Sub Charlie Reilly	6	23	11	5	1	0	3	6	2	9	2	1	.478	.913	.538
Sub Bill George (2)	5	17	4	1	0	0	0	3	1	1	1	0	.235	.235	.278
P Jack Easton	4	7	0	0	0	0	0	0	0	2	2	1	.000	.000	.125

THE ANNUAL RECORD

	G	AB	H	R	2B	3B	HR	RBI	BB	SB	SO	HBP	BA	SA	OBP
Sub Sparrow McCaffrey	2	1	1	1	0	0	0	0	0	1	0	0	1.000	1.000	1000
P John Weyhing	1	0	0	0	0	0	0	0	0	0	0	0	—	—	—
	140	4816	1247	779	171	95	36	617	507	304	609	42	.259	.356	.335

1B—Orr 134, O'Connor 3, Johnson 2, Marr 1, Widner 1
 2B—Greenwood 118, Crooks 12, Easterday 5, O'Connor 4, Doyle 2, Peoples 2
 SS—Easterday 89, Marr 26, Kappel 23, Johnson 1, Peoples 1
 3B—Marr 66, Johnson 44, Kappel 23, Reilly 6, Easterday 1
 OF—McTamany 139, Daily 136, Johnson 69, Marr 47, O'Connor 19, Peoples 5, George 4, Doyle 3, Mays 2, Baldwin 1, Widner 1
 C—O'Connor 84, Bligh 28, Peoples 22, Kemmler 8, Doyle 7, McCaffrey 2, Marr 1
 P—Baldwin 63, Widner 41, Gastright 32, Mays 21, Easton 4, George 2, Daily 2, Weyhing 1

	Pos	G	TC	PO	A	DP	E	PB	FA
McTamany	CF	139	305	247	28	8	30	—	.902
Daily	LF	136	280	212	27	4	41	—	.854
Orr	1B	134	1375	1291	61	64	23	—	.983
Greenwood	2B	118	695	313	322	50	60	—	.914
Easterday	SS	89	517	134	326	27	57	—	.890
O'Connor	C	84	577	423	128	7	26	58	.955
"	RF@	19	45	36	2	1	7	—	.844
Johnson	RF	69	99	75	12	2	12	—	.879
"	3B	44	164	62	75	8	27	—	.835
Baldwin	P	67	137	33	91	1	13	—	.905
Marr	3B	66	306	111	151	13	44	0	.856
"	RF@	47	112	85	8	1	19	—	.830
"	SS	26	173	52	94	8	27	—	.844
Widner	P	41	90	18	63	3	9	—	.900
Gastright	P	32	58	6	47	1	5	—	.914
Bligh	C	28	179	121	45	2	13	38	.927
Kappel	SS	23	134	31	75	4	28	—	.791
"	2B	23	103	38	53	3	12	—	.883
Peoples	C	22	151	107	32	0	12	19	.921
Mays	P	21	45	5	36	1	4	—	.911
Crooks	2B	12	76	31	44	4	1	—	.987
		140	5884	3591	1796	92	497	131	.915

	G	IP	H	GS	CG	W	L	SO	BB	Sh	Sv	ERA	HB	WP	HR
Mark Baldwin	63	513.2	458	59	54	27	34	368	274	6	1	3.61	20	83	9
Bill Widner	41	294	368	34	25	12	20	63	85	2	1	5.20	18	12	11
Hank Gastright	32	222.2	255	26	21	10	16	115	104	0	0	4.57	5	32	8
Al Mays	21	140	167	19	13	10	7	52	56	1	0	4.82	4	13	4
Jack Easton	4	18	13	1	1	1	0	7	21	0	1	3.50	3	3	0
Bill George (2)	2	8	11	0	0	0	0	3	3	0	0	7.88	0	1	1
Ed Daily	2	1.2	1	0	0	0	0	2	4	0	1	21.60	0	0	0
John Weyhing	1	1	1	0	0	0	0	0	4	0	0	27.00	0	0	0
—1 forfeit L vs Brooklyn on June 24 when Columbus refused to continue play unless substitute umpire Paasch was replaced—															
	1199	1274	139	114	60	77	610	551	9	4	4.39	50	144	33	

KANSAS CITY

Bill Watkins

Exposition Park

	G	AB	H	R	2B	3B	HR	RBI	BB	SB	SO	HBP	BA	SA	OBP
CF Jim Burns	134	579	176	103	23	11	5	97	20	56	68	7	.304	.408	.335
SS Herman Long	136	574	158	137	32	6	3	60	64	89	63	10	.275	.368	.358
1B Dan Stearns	139	560	160	96	24	12	3	87	56	67	69	0	.286	.387	.351
RF Billy Hamilton	137	534	161	144	17	12	3	77	87	111	41	14	.301	.395	.413
LF Jim Manning	132	506	103	68	16	7	3	68	54	58	61	13	.204	.281	.297
C Charlie Hoover	71	258	64	44	2	5	1	25	29	9	38	2	.248	.306	.329
C Jim Donahue	67	252	59	30	5	4	0	32	21	12	20	0	.234	.286	.293
3B Jumbo Davis (1)	62	241	64	40	4	3	0	30	17	25	35	2	.266	.307	.319
Sub John Pickett	53	201	45	20	7	0	0	12	11	7	21	2	.224	.259	.271
Sub Billy Alvord	50	186	43	23	8	9	0	18	10	3	35	0	.231	.371	.270
2B Sam Barkley	45	176	50	36	6	2	0	23	15	8	20	0	.284	.341	.340
P Parke Swartzel	51	174	25	19	4	0	0	20	18	7	33	6	.144	.167	.247
P Jim Conway	41	149	31	14	2	2	0	12	2	1	26	2	.208	.248	.229
Sub Joe Gunson	34	122	24	15	3	1	0	12	3	2	17	2	.197	.238	.228
Sub Chippy McGarr (1)	25	108	31	22	3	0	0	16	6	12	11	1	.287	.315	.330
P John Sowders	28	87	19	11	3	0	0	6	4	1	20	2	.218	.253	.269
P John McCarty	20	79	18	12	0	1	0	12	1	3	9	1	.228	.253	.247
Sub Mike Mattimore (2)	19	75	12	6	1	1	0	5	3	0	16	0	.160	.200	.192
P Tom Sullivan	10	33	5	8	1	0	0	1	5	0	5	2	.152	.182	.300
Sub Red Bittman	4	14	4	2	0	0	0	2	1	1	1	0	.286	.286	.333
P Frank Pears	3	11	1	0	0	0	0	1	0	0	3	0	.091	.091	.091
P Henry Porter	4	10	1	0	0	0	0	1	1	0	1	0	.100	.100	.182
P Charlie Bell	2	6	1	1	1	0	0	3	2	0	2	0	.167	.333	.375
Sub Charlie Reynolds (1)	1	4	1	1	0	0	0	1	0	0	1	0	.250	.250	.250
P John Bates	1	4	0	0	0	0	0	0	0	0	2	0	.000	.000	.000
Sub Steve Ladew	2	4	0	0	0	0	0	0	0	0	3	0	.000	.000	.000
	139	4947	1256	852	162	76	18	621	430	472	626	62	.254	.328	.322

1B—Stearns 135, Barkley 4

2B—Manning 63, Barkley 41, Pickett 11, Long 8, Alvord 8, McGarr 5, Bittman 4

SS—Long 128, Alvord 8, McGarr 3, Manning 1

3B—Davis 62, Alvord 34, Pickett 14, McGarr 11, Donahue 10, Stearns 4, Hoover 4, Gunson 1, Manning 1, Burns 1

OF—Hamilton 137, Burns 134, Manning 69, Pickett 28, Mattimore 19, Donahue 14, McGarr 6, McCarty 6, Swartzel 4,

Sowders 3, Hoover 3, Long 1, Gunson 1, Pears 1, Bell 1, Ladew 1

C—Hoover 66, Donahue 46, Gunson 32, Reynolds 1

P—Swartzel 48, Conway 41, Sowders 25, McCarty 15, Sullivan 10, Porter 4, Pears 3, Bell 1, Bates 1, Mattimore 1, Ladew 1

	Pos	G	TC	PO	A	DP	E	PB	FA
Hamilton	RF	137	259	202	20	6	37	—	.857
Stearns	1B	135	1503	1398	56	75	49	—	.967
Burns	CF	134	366	323	11	4	32	—	.913
Long	SS	128	931	335	479	55	117	—	.874
Manning	LF	69	150	119	20	2	11	—	.927
"	2B	63	334	119	184	23	31	—	.907
Hoover	C	66	405	266	105	8	34	58	.916
Davis	3B	62	290	93	140	14	57	—	.803
Swartzel	P	48	175	19	145	6	11	—	.937
Donahue	C	46	265	158	77	4	30	31	.887
"	LF@	14	29	20	1	0	8	—	.724
"	3B	10	39	9	22	3	8	—	.795
Barkley	2B	41	209	90	103	20	16	—	.923
Conway	P	41	102	10	85	2	7	—	.931
Alvord	3B	34	146	34	94	8	18	—	.877
Gunson	C	32	188	118	44	2	26	18	.862

THE ANNUAL RECORD

	Pos	G	TC	PO	A	DP	E	PB	FA
Pickett	LF@	28	50	43	2	1	5	—	.900
"	3B	14	50	13	23	1	14		.720
"	2B	11	44	21	19	2	4		.909
Sowders	P	25	38	5	27	0	6	—	.842
Mattimore	LF@	19	45	35	3	0	7	—	.844
McCarty	P	15	43	3	30	0	10	—	.767
McGarr	3B	11	42	18	18	6	6	—	.857
Sullivan	P	10	24	3	16	0	5	—	.792
		139	6083	3607	1865	109	611	110	.899

	G	IP	H	GS	CG	W	L	SO	BB	Sh	Sv	ERA	HB	WP	HR
Parke Swartzel	48	410.1	481	47	45	19	27	147	117	0	1	4.32	23	37	21
Jim Conway	41	335	334	37	33	19	19	115	90	0	0	3.25	14	22	11
John Sowders	25	185	204	23	20	6	16	104	105	0	1	4.82	7	21	10
John McCarty	15	119.2	147	14	13	8	6	36	61	0	0	3.91	6	2	4
Tom Sullivan	10	87.1	111	10	10	2	8	24	48	0	0	5.67	7	7	2
Henry Porter	4	23	52	4	3	0	3	9	14	0	0	12.52	1	1	0
Frank Pears	3	22	21	2	2	0	2	5	9	0	0	4.91	1	0	2
Charlie Bell	1	9	4	1	1	1	0	3	3	0	0	1.00	1	0	0
John Bates	1	8	15	1	1	0	1	3	5	0	0	13.50	0	1	0
Mike Mattimore (2)	1	3	3	0	0	0	0	1	2	0	0	3.00	0	0	1
Steve Ladew	1	2	1	0	0	0	0	0	3	0	0	4.50	0	0	0
		1204.1	1373	139	128	55	82	447	457	0	2	4.36	60	91	51

LOUISVILLE

Tom Esterbrook (2-8) Jimmy Wolf (14-51) Dan Shannon (10-46) Jack Chapman (1-6)

Eclipse Park I

	G	AB	H	R	2B	3B	HR	RBI	BB	SB	SO	HBP	BA	SA	OBP
RF Jimmy Wolf	130	546	159	72	20	9	3	57	29	18	34	5	.291	.377	.333
3B Harry Raymond	130	515	123	581	12	9	0	47	19	19	45	3	.239	.297	.270
CF Buck Weaver	124	499	145	62	17	6	0	60	40	21	22	7	.291	.349	.352
2B Dan Shannon	121	498	128	90	22	12	4	48	42	26	52	0	.257	.373	.315
SS Phil Tomney	112	376	80	61	8	5	4	38	46	26	47	3	.213	.293	.304
UT Farmer Vaughn	90	360	86	39	1	5	3	45	7	13	41	0	.239	.322	.253
1B Guy Hecker	81	327	93	42	17	5	1	36	18	17	27	6	.284	.376	.333
LF Pete Browning	83	324	83	39	19	5	2	32	34	21	30	0	.256	.364	.327
C Paul Cook	81	286	65	34	10	1	0	15	15	11	48	9	.227	.269	.287
P Red Ehret	67	258	65	27	6	6	1	31	4	4	23	0	.252	.333	.263
P Scott Stratton	62	229	66	30	7	5	4	34	13	10	36	2	.288	.415	.332
P John Ewing	41	134	23	12	2	0	0	6	9	5	30	2	.172	.187	.234
Sub John Galligan	31	120	20	6	0	2	0	7	6	1	17	1	.167	.200	.213
Sub Fred Carl	25	99	20	13	2	2	0	13	16	0	22	0	.202	.263	.313
Sub Ed Flanagan	23	88	22	11	7	3	0	8	7	1	11	0	.250	.398	.305
Sub Jack Ryan	21	79	14	8	1	0	0	2	3	2	17	0	.177	.190	.207
Sub Bill Gleason	16	58	14	6	2	0	0	5	4	1	1	1	.241	.276	.302
P Toad Ramsey (1)	18	57	15	3	1	0	0	3	1	1	8	1	.263	.281	.288
Sub Tom Esterbrook	11	44	14	8	3	0	0	9	5	6	2	1	.318	.386	.400
P Mike McDermott	9	33	6	7	2	0	0	3	2	0	3	0	.182	.242	.229
Sub John Kerins (1)	2	9	3	2	1	0	0	3	0	0	1	0	.333	.444	.333
P Bill Anderson	1	3	1	2	0	0	0	0	0	0	1	0	.333	.333	.333
Sub Harry Scherer	1	3	1	0	0	0	0	0	0	0	0	0	.333	.333	.333
Sub Harry Smith	1	2	1	0	0	0	0	1	0	0	1	0	.500	.500	.500
Sub Charles Fisher	1	2	1	0	0	0	0	0	0	0	0	0	.500	.500	.500

	G	AB	H	R	2B	3B	HR	RBI	BB	SB	SO	HBP	BA	SA	OBP
Sub John Traffley	1	2	1	0	0	0	0	0	0	0	0	0	.500	.500	.500
Sub Mike Gaule	1	2	0	0	0	0	0	0	0	0	1	0	.000	.000	.000
P Ed Springer	1	2	0	0	0	0	0	0	0	0	1	0	.000	.000	.000
	140	4955	1249	632	170	75	22	503	320	203	521	41	.252	.330	.303

1B—Hecker 65, Flanagan 23, Vaughn 18, Stratton 17, Wolf 16, Easterbrook 8, Cook 1, Ewing 1
 2B—Shannon 121, Wolf 13, Carl 6, Weaver 1, Ehret 1
 SS—Tomney 112, Gleason 16, Wolf 10, Cook 1, Ehret 1, Esterbrook 1
 3B—Raymond 129, Wolf 7, Vaughn 3, Ryan 2, Weaver 1, Ehret 1, Carl 1
 OF—Weaver 128, Wolf 88, Browning 83, Galligan 31, Stratton 29, Ehret 22, Vaughn 20, Carl 18, Cook 7, Ryan 4,
 Esterbrook 2, Kerins 2, Gaule 1, Traffley 1, Scherer 1, Fisher 1, Hecker 1, Raymond 1, Smith 1
 C—Cook 74, Vaughn 54, Ryan 15, Weaver 2, Kerins 1, Smith 1
 P—Ehret 45, Ewing 40, Hecker 19, Stratton 19, Ramsey 18, McDermott 9, Springer 1, Raymond 1, Anderson 1

	Pos	G	TC	PO	A	DP	E	PB	FA
Raymond	3B	129	527	206	261	23	60	—	.886
Weaver	CF	123	304	249	30	4	25	1	.918
Shannon	2B	121	767	307	391	59	69	—	.910
Tomney	SS	112	797	229	454	57	114	—	.857
Wolf	RF	88	185	159	16	2	10	—	.946
"	1B	16	143	135	5	14	3		.979
"	2B	13	82	34	40	3	8		.902
"	SS	10	58	27	23	4	8		.862
Browning	LF	83	186	152	12	4	22	—	.882
Cook	C	74	466	293	138	6	35	77	.925
Hecker	1B	65	652	609	23	43	20	—	.969
"	P	19	42	7	32	2	3		.929
Vaughn	C	54	379	234	107	4	38	60	.900
"	LF@	20	60	49	3	0	8		.867
"	1B	18	170	158	8	14	4		.976
Ehret	P	45	118	9	97	3	12	—	.892
"	RF@	22	41	27	4	0	10		.756
Ewing	P	40	86	9	73	3	4	—	.953
Galligan	LF@	31	71	58	7	1	6	—	.915
Stratton	RF@	29	59	45	9	1	5	—	.915
"	P	19	51	7	38	3	6		.882
"	1B	17	166	146	10	11	10		.940
Flanagan	1B	23	277	254	10	11	13	—	.953
Carl	RF@	18	34	21	4	1	9	—	.735
Ramsey	P	18	43	2	30	0	11	—	.744
Gleason	SS	16	101	26	57	4	18	—	.822
Ryan	C	15	88	51	25	1	12	10	.864
		140	6250	3674	1992	117	584	151	.906

	G	IP	H	GS	CG	W	L	SO	BB	Sh	Sv	ERA	HB	WP	HR
Red Ehret	45	364	441	38	35	10	29	135	115	1	0	4.80	18	35	11
John Ewing	40	331	407	39	37	6	30	155	147	1	0	4.87	14	14	6
Guy Hecker	19	151.1	215	16	15	5	13	33	47	0	0	5.59	5	15	7
Scott Stratton	19	133.2	157	17	13	3	13	42	42	0	1	3.23	7	3	6
Toad Ramsey (1)	18	140	175	18	15	1	16	60	71	0	0	5.59	2	9	7
Mike McDermott	9	84.1	108	9	9	1	8	22	34	0	0	4.16	2	4	4
Harry Raymond	1	9	8	1	1	1	0	1	11	0	0	1.00	0	2	0
Bill Anderson	1	8	10	1	1	0	1	2	6	0	0	10.23	0	1	2
Ed Springer	1	5	8	1	1	0	1	1	2	0	0	9.00	2	0	0
		1226.1	1529	140	127	27	111	451	475	2	1	4.81	50	83	43

1890

THE PLAYERS' REBELLION

On November 4, 1889, just six days after he sparked the Giants to their second straight World's Series win, Brotherhood president John Ward, with the eager support of his war committee, severed ties with the National League and formed a new federation named the Players League that was owned and operated largely by National League players. Ward's rebel loop eventually embraced many of the American Association's leading lights as well, including St. Louis Browns player-

manager Charlie Comiskey, Louisville's mercurial Pete Browning and Harry Stovey, the soul of the Philadelphia Athletics.

Ward's ex-Giants teammate, Tim Keefe, furnished the Brotherhood's official ball, which was made by his Manhattan sporting goods firm and was distinctly livelier than the Spalding (NL) or Reach (AA) balls. The Brotherhood's other significant points of departure from the two established major leagues were having two umpires work each of its games and lengthening the pitcher's box six inches to increase the pitching distance to 57 feet. Ward's brainchild also had several major differences in the way it did business. The Players League abolished the Reserve Clause, replacing it with an absolute one-year contract that contained, much like today's player contracts, a two-year option to renew or a three-year bond. In addition a player could not be traded without his consent, and before a manager could release a player the board of directors on his team had to give its approval.

Yet if Ward was revolutionary in some areas, he was unnecessarily conservative in others. The Players League chose to pattern itself after the National League in banning the sale of alcohol in its parks and unofficially prohibiting black players. When it



Bill Van Dyke (batting) and Henry Sage with Des Moines in 1888. The two long-time minor leaguers were thrust into big league uniforms by Toledo when there were suddenly eight additional major league teams in 1890. Van Dyke was third in the AA in stolen bases, and Sage led all AA catchers in assists. He also hit just .149. Sage's hitting marks in the minors were nearly as bad, but his defense was so strong that he played professionally for nearly 20 years. Van Dyke also had a lengthy career despite being a poor hitter, especially for an outfielder. His saving feature was that he was extremely fast, almost always the fleetest runner on his team, and a hard, feet-first slider who ran the bases very aggressively.

THE APATHETIC ATHLETICS

In September 1890, after most of the Philadelphia Athletics jumped ship when club treasurer William Whittaker claimed there was no money left to pay them, manager Bill Sharsig was sent on the club's last western road trip with \$245 in his purse and a patchwork crew that finished the season with 22 straight losses. Among Sharsig's cast of nonentities were both the nineteenth century record holder and runner-up for the most career pitching losses without a win. Two other members of the winless list were with Pittsburgh, the 1890 National League basement finisher that lost 113 games to break Louisville's year-old major league record of 111 defeats. A list of winless nineteenth century pitchers with five or more career losses:

	Losses	Worst Year
Bill Stecher	10	1890 Phi-AA (0-10)
Ed O'Neil	8	1890 Tol/Phi-AA (0-8)
*Tommy McCarthy	7	1884 Bos-UA (0-7)
Joe McDermott	7	1872 Eck-NA (0-7)
Charlie Heard	6	1890 Pit-NL (0-6)
Buck Ford	6	1890 Col/Bro-AA (0-6)
Carney Flynn	5	1896 NY/Was-LA (0-3)
Fred Osborne	5	1890 Pit-NL (0-5)
*Bones Ely	5	1886 Lou-AA (0-4)
Henry Oberbeck	5	1884 Bal/KC-UA (0-5)
Frank Beck	5	1884 Pit-AA/Bal-UA (0-5)
Harry Maupin	5	1899 Cle-LA (0-3)

* McCarthy and Ely later enjoyed success in the majors but only after they gave up pitching.

also rejected playing on Sunday and thereby cut itself off from the six-day-week proletariat, the *Sporting Times*, an organ published by former New York Mets owner Erastus Wiman, said "the sentimental Brotherhood Labor-Unionists" were now assured of getting little support from their "falsely founded sympathy for the Brotherhood among factory hands, mill hands and laborers." Still, Ward's product consistently proved to be the most popular of the three varieties of major league baseball operating in 1890. On Memorial Day, after four doubleheaders were played in each loop, the published attendance figures read: PL 39,080; NL 28,166; and AA 20,546.

The Brotherhood continued to outdraw the two entrenched circuits throughout the summer, while the Association's attendance problems multiplied. A sizable portion of the Association's

FAMOUS FIRSTS VII

The Cleveland Infants led the Players League in hitting but barely dodged the cellar. Pitching was the culprit. Two of the Infants' few bright moments were provided by Charlie Dewald. On September 20 the rookie lefty, just arrived from Jamestown of the New York-Penn League, beat John Ward's Brooklyn Players League runner-up, 4-3, in his big league debut. Five days later Dewald out-last-ed Mike Kelly's pennant-bound Boston team, 10-9. Though an occasional benchwarmer on several later Cleveland teams, Dewald never pitched again in the majors, exiting with the distinction of being the first pitcher ever to knock off his league's two best teams in his only two appearances. In addition Dewald is one of only four men in the nineteenth century who collected two or more career wins without a loss and the lone member of the select list who was a true pitcher.

	Wins	Best Year
Roger Bresnahan	4	1897 Was-NL (4-0)
Hardy Richardson	3	1886 Det-NL (3-0)
Charlie Dewald	2	1890 Cle-PL (2-0)
Cub Stricker	2	1882 Phi-AA (1-0)/1888 Cle-AA(1-0)

plight stemmed from redoubled efforts in 1890 by Sabbatarians to cut the lifelines of teams that tried to play on Sunday. The Association season was marred by frequent near-riots when anti-Sunday forces laid siege to its parks intent on halting games, but Association owners had an additional hurdle to overcome than Sabbatarians or the Players League. On November 12, 1889, little more than a week after the Players League was officially born, Brooklyn and Cincinnati quit the Association and joined the National League amid a bitter fight to elect a new Association president to replace Wheeler Wyckoff. When the two clubs fled, with them went Baltimore and Kansas City, trimming the Association to just four teams. Franchises in Syracuse, Rochester and Toledo were hastily annexed, but the eight-team composition was not restored until Jim Kennedy, a young New York sports promoter and inveterate hustler, posted the necessary \$10,000 bond for a club of his own creation called the Brooklyn Gladiators.

The Gladiators were a dismal mix of has-beens Kennedy coaxed out of retirement and amateurs he siphoned off New York area sandlots, and the other three newcomers were little better. With the Browns riddled by Players League defections, the Philadelphia Athletics and the Columbus Solons appeared to have the inside track on the 1890 Association flag. But Solons manager Gus Schmelz had too many rookies to blend with the few experienced veterans the Players


WHY THE AA LOST THE ATTENDANCE WAR IN 1890

Reliable attendance figures were as scarce in 1890 as players who wore batting gloves. Each of the three major leagues that year lied through its teeth, but the Players League probably had the least to lie about thanks mostly to its champion Boston Reds, which drew around 200,000. Pittsburgh, the National League's netherworld tenant, stood at the opposite end of the spectrum, bringing in just 16,064 fans all year. But on the whole, senior loop teams fared nearly as well as Players League entrants, and both circuits so far outstripped the American Association that it put its true attendance figures in a time capsule after the season, never to be opened until Pete Browning makes the Hall of Fame. An 1890 population chart of cities with major league teams that year helps to explain why the Association lost the head-count race.

AA	NL	PL
New York 2,492,591	New York 2,492,591	New York 2,492,591
Phila. 1,046,964	New York 2,492,591	New York 2,492,591
St. Louis 451,770	Chicago 1,099,850	Chicago 1,099,850
Baltimore 434,439	Phila. 1,046,964	Phila. 1,046,964
Louisville 161,129	Boston 448,477	Boston 448,477
Rochester 133,896	Cincinnati 296,908	Cleveland 261,353
Columbus 88,150	Cleveland 261,353	Pittsburgh 238,617
Syracuse 88,143	Pittsburgh 238,617	Buffalo 255,664

New York's population includes Brooklyn, which was a separate city in 1890, but the two were closely yoked once the Brooklyn Bridge was finished in 1883. Since the National League and the Players League had teams in both New York and Brooklyn, New York's population figure appears twice in their columns. All three leagues had teams in Brooklyn in 1890, though it may be a stretch to believe that with the brand of ball they played the Association Gladiators ever lured anyone from the Manhattan side of the Brooklyn Bridge.

League raiders spared him, and the Athletics, after leading the loop on July 4, the traditional date to separate pretenders from genuine contenders, had the bottom fall out of their season when front office mismanagement left manager Bill Sharsig without any money to pay his players. The Athletics tumbled to 7th place after most of the team quit rather than agree to be paid on a per diem basis when and if funds were available, and the door to the penthouse was opened for Louisville. After finishing last in 1889 and losing a record 26 straight games, the Falls City



The Pittsburgh Burghers, with Ned Hanlon (no. 12), then in his first full season as a helmsman. Hanlon skippered the Smoke City PL club to a 6th place finish. Others in chronological order from no. 1 to no. 15 are: Harry Staley, Jake Beckley (without his trademark mustache), Jocko Fields, Jerry Hurley, Willie Kuehne, Ed Morris (the only known picture of him with a mustache), Yank Robinson, Al Maul, Joe Visner, Tommy Corcoran, Tom Quinn, Hanlon, John Tener, Fred Carroll and Jim Galvin. Because the Burghers tied for the loop low in team batting average, their park today is believed to have been pitcher friendly, thus downgrading several of Staley's loop-leading pitching stats, but it's a difficult argument otherwise to support. The Burghers also tied for the loop lead in triples and scored nearly as many runs as Cleveland, the PL batting leader—all this with three chronically weak hitters in their lineup (Corcoran, Quinn and Kuehne) and a fourth in Robinson who garnered 101 walks despite hitting just .229.

TEAM NICKNAMES

In March 1890 a terrible cyclone ravaged the Louisville area and killed more than 100. When Louisville manager Jack Chapman arranged a benefit game for the disaster victims, it was snowed out. Since the Colonels were coming off a ghastly last-place finish, the jinx began to seem so pervasive that people took to calling the team the Cyclones.

The name hung on for a year or so and then Louisville became the Colonels again. It's uncertain when, just as it's uncertain when they started to be known as the Colonels rather than by their original name—the Eclipse. Probably it happened around the time someone noticed that most of the original cast members who'd played with the Eclipse semipro team before it joined the American Association were long gone. In any case, Louisville's nickname history is typical. It's impossible, with almost every nineteenth century major league team, to pin down exactly when or why or by whom it first began to be called the Phillies instead of the Quakers or the Reds instead of the Red Stockings or whatever. As a result, throughout *The Great Encyclopedia of Nineteenth Century Major League Baseball*, many of the team nicknames in the seasonal record are open to debate. What we have done for each season is list the nickname, if any, that was used most often in our primary sources. In cases when teams themselves fostered nicknames, they were usually short-lived, as happened in 1898 when Pittsburgh, in an abortive effort to escape being called the Pirates, adopted red, white and blue uniforms and proclaimed itself the Patriots.

team lay back in the weeds and then triumphed in 1890 almost by default when it lost few key performers to the Players League, if only because it had very few men Ward's raiders coveted.

The Brooklyn Bridegrooms and Cincinnati Reds, in contrast, took an aggressive tack once the war with the players loomed. Both eliminated the specter for the moment by signing most of their regulars for 1890 before Ward formed his rebel circuit. As a result, immediately upon joining the National League, they became its two showcase teams. Cincinnati in particular dominated the early going. Behind rookie pitcher Billy Rhines and Long John Reilly's booming bat, the Reds took a comfortable five-game lead over the pack on July 4. But Reilly then went into a protracted slump and though Rhines continued to shine, Tony Mullane, Jesse Duryea and the rest of manager Tom Loftus's veteran hurlers had lackluster seasons, causing Cincinnati to fade badly. Brooklyn also got poor work from several veterans, especially leftfielder Pop Corkhill, but when centerfielder Darby O'Brien put his fist through a window in a bar fight in early July, necessity made a genius of manager Bill McGunnigle. With O'Brien out of action until late August, McGunnigle was forced to use pitcher Bill Terry in the outfield, spelled by pitcher Bob Caruthers in the games Terry hurled. Both Terry and Caruthers were capable all-

around players, but the time when pitchers were expected to perform elsewhere on their days off was nearing its end. McGunnigle extended it for one more season and in so doing became the only skipper to win pennants in back-to-back seasons in two different major leagues. His Bridegrooms grabbed the National League lead in early August, vaulting past the Philadelphia Phillies, which had taken over 1st place a few weeks earlier. Philadelphia, the Chicago Colts and the Boston Beaneaters each took a turn on the second rung down the homestretch, but Brooklyn held fast to the top of the ladder. Besides deploying his pitchers with unexpected success in the outfield, McGunnigle used them judiciously in the box. A number of teams had previously tested the notion of a three-man pitching rotation, but to that point only the Browns in 1887 had won a pennant by dividing their box work equally among three hurlers. Caruthers, Terry and Tom Lovett made Brooklyn the first National League flag winner with a strict three-man rotation, as each of the trio won more than 20 games and worked at least 300 innings.

Brooklyn's victory meant the Association's 1889 champion would face its 1889 basement dweller in the World's Series, scarcely an appetizing prospect. Many observers felt the postseason clash should properly have been a three-team affair, involving the Players League champion Boston Reds. Certainly the Reds, with Charley Radbourn, Dan Brouthers, Hardy Richardson, Harry Stovey and, most of all, catcher-manager Mike Kelly, boasted more marquee players than Brooklyn, to say nothing of Louisville. Indeed not a single member of the Louisville team at World's Series time had ever before played on a pennant winner in the major leagues, and only rookie second baseman Tim Shinnick could claim success at any level. Shinnick bragged that he had never played on anything but championship teams since his days at Philips Exeter Academy in the mid-1880s, but his streak seemed certain to end when Louisville fell behind 2-0 in the best-of-nine Series by dropping the first two contests at home.

Following a 7-7 tie in Game Three, Red Ehret salvaged the finale in the Falls City for the Louisvilles by nipping Lovett, 5-4. Two days of rain enabled a rested Lovett to win the opener in Brooklyn, but Ehret prevented Brooklyn from applying the clincher by saving Game Six in relief of Scott Stratton. The next afternoon Ehret bested Lovett again, 6-2, to knot matters at 3-all. Miraculously, the least promising matchup in the seven-year history of the inter-league World's Series had suddenly evolved into the first occasion when a decisive final game to crown a clear-cut champion was in the offing. But, alas, it was never played. A streak of miserable weather and ever-dwindling attendance figures persuaded the combatants to call the 1890 World's Series a three-three draw. McGunnigle and Louisville manager Jack Chapman talked of finishing it the following spring before the start of the 1891 season, but by then the two circuits were at each other's throats. There would never be another postseason match between the National League and the American Association.

THE SEASONAL RECORD

NATIONAL LEAGUE

	G	W	L	Pct	H	R	GB	Attendance			
1. Brooklyn Bridegrooms	129	86	43	.667	58-16	28-27	—	121,412			
2. Chicago Colts	139	84	53	.613	48-24	36-29	6	102,536			
3. Philadelphia Phillies	133	78	54	.591	54-22	24-32	9.5	148,366			
4. Cincinnati Reds	134	77	55	.583	50-23	27-32	10.5	131,980			
5. Boston Beaneaters	134	76	57	.571	43-23	33-34	12	147,539			
6. New York Giants	135	63	68	.481	37-27	26-41	24	60,667			
7. Cleveland Spiders	136	44	88	.333	30-37	14-51	43.5	47,478			
8. Pittsburgh Infants	138	23	113	.169	14-25	9-88	66.5	16,064			
	Bro	Chi	Phi	Cin	Bos	NY	Cle	Pit	Tot		
Brooklyn	—	11	10	9	11	10	17	18	86		
Chicago	9	—	9	12	11	13	13	17	84		
Philadelphia	8	10	—	9	9	11	14	17	78		
Cincinnati	7	8	11	—	8	14	13	16	77		
Boston	6	8	11	11	—	11	13	16	76		
New York	8	6	6	6	8	—	12	17	63		
Cleveland	3	7	5	4	7	6	—	12	44		
Pittsburgh	2	3	2	4	3	3	6	—	23		
	43	53	54	55	57	68	88	113	531		

SEASON LEADERS

Batting Average (350 ABs)

1. Glasscock, New York	.336
2. Hamilton, Philadelphia	.325
3. Clements, Philadelphia	.315
4. D. O'Brien, Brooklyn	.314
5. Thompson, Philadelphia	.313

Slugging Average

1. Tiernan, New York	.495
2. Clements, Philadelphia	.4724
3. Reilly, Cincinnati	.4720
4. O. Burns, Brooklyn	.464
5. Burkett, New York	.461

On-Base Percentage

1. Anson, Chicago	.443
2. Hamilton, Philadelphia	.430
3. Pinkney, Brooklyn	.411
4. McKean, Cleveland	.401
5. Glasscock, New York	.395

Total Bases

1. Tiernan, New York	274
2. Reilly, Cincinnati	261
3. Thompson, Philadelphia	243
4. Wilmot, Chicago	239
5. Glasscock, New York	225

Home Runs

1. Wilmot, Chicago	13
Tiernan, New York	13
O. Burns, Brooklyn	13
4. Long, Boston	8
5. Six with	7

RBI

1. O. Burns, Brooklyn	128
2. Anson, Chicago	107
3. Thompson, Philadelphia	102
4. Wilmot, Chicago	99
5. Foutz, Brooklyn	98

Hits

1. Thompson, Philadelphia	172
Glasscock, New York	172
3. Tiernan, New York	168
4. Reilly, Cincinnati	166
C. Carroll, Chicago	166

Runs

1. Collins, Brooklyn	148
2. C. Carroll, Chicago	134
3. Hamilton, Philadelphia	133
4. Tiernan, New York	132
5. McPhee, Cincinnati	125

Bases on Balls

1. Anson, Chicago	113
2. McKean, Cleveland	87
Allen, Philadelphia	87
4. Collins, Brooklyn	85
5. Hamilton, Philadelphia	83

Stolen Bases

1. Hamilton, Philadelphia	102
2. Collins, Brooklyn	85
3. Sunday, Pittsburgh-Phila	84
4. Wilmot, Chicago	76
5. Tiernan, New York	56

Strikeouts

1. P. Smith, Boston	81
2. Hutchison, Chicago	63
3. Denny, New York	62
4. Bennett, Boston	56
5. Allen, Philadelphia	54
Zimmer, Cleveland	54

Hit By Pitch

1. Tucker, Boston	25
2. Laroque, Pittsburgh	12
3. Brodie, Boston	11
Zimmer, Cleveland	11
5. Myers, Philadelphia	10

OPS

1. Tiernan, New York	.880
2. Clements, Philadelphia	.864
3. Anson, Chicago	.844
4. Pinkney, Brooklyn	.842
5. Glasscock, New York	.834

PITCHING**Wins**

1. Hutchison, Chicago	42
2. Gleason, Philadelphia	38
3. Lovett, Brooklyn	30
Rusie, New York	30
5. Rhines, Cincinnati	28

Losses

1. Rusie, New York	34
2. Beatin, Cleveland	30
3. Hutchison, Chicago	25
4. Vickery, Philadelphia	22
5. Nichols, Boston	19
K. Baker, Pittsburgh	19

Innings

1. Hutchison, Chicago	603
2. Rusie, New York	548.2
3. Gleason, Philadelphia	506
4. Beatin, Cleveland	474.1
5. Nichols, Boston	424

Complete Games

1. Hutchison, Chicago	65
2. Rusie, New York	56
3. Gleason, Philadelphia	54
4. Beatin, Cleveland	53
5. Nichols, Boston	47

Strikeouts

1. Rusie, New York	341
2. Hutchison, Chicago	289
3. Nichols, Boston	222
Gleason, Philadelphia	222
5. Terry, Brooklyn	185

Winning Percentage (25 decisions)

1. Lovett, Brooklyn	.732
2. Gleason, Philadelphia	.691
3. Luby, Chicago	.690
4. Caruthers, Brooklyn	.676
5. Hutchison, Chicago	.627

ERA (140 innings)

1. Rhines, Cincinnati	1.95
2. Nichols, Boston	2.23
3. Mullane, Cincinnati	2.24
4. Rusie, New York	2.56
5. Gleason, Philadelphia	2.63

Lowest OOBP

1. Rhines, Cincinnati	.282
2. Nichols, Boston	.284
3. Hutchison, Chicago	.287
4. Getzein, Boston	.292
5. Duryea, Cincinnati	.295
Young, Cleveland	.295

Lowest OBA

1. Rusie, New York	.212
2. Mullane, Cincinnati	.221
Hutchison, Chicago	.221
Rhines, Cincinnati	.221
5. Luby, Chicago	.222

FIELDING**Putouts**

1B	
J. Reilly, Cincinnati	1392
Anson, Chicago	1345
Tucker, Boston	1341

Assists

Anson, Chicago	49
Veach, Cleveland	40
Foutz, Brooklyn	39
Tucker, Boston	39

Fielding Average

Tucker, Boston	.979
Anson, Chicago	.9782
Foutz, Brooklyn	.9778

2B

McPhee, Cincinnati	404
A. Myers, Philadelphia	347
Collins, Brooklyn	298

McPhee, Cincinnati	431
Collins, Brooklyn	420
P. Smith, Boston	401

Bassett, New York	.952
A. Myers, Philadelphia	.948
Collins, Brooklyn	.945

3B

Smalley, Cleveland	221
T. Burns, Chicago	188
Pinkney, Brooklyn	179

Smalley, Cleveland	327
T. Burns, Chicago	290
McGarr, Boston	228

McGarr, Boston	.9334
Pinkney, Brooklyn	.9326
T. Burns, Chicago	.898

SS

Allen, Philadelphia	337
Glasscock, New York	275
McKean, Cleveland	266

Allen, Philadelphia	500
G. Smith, Brooklyn	462
Cooney, Chicago	452

Cooney, Chicago	.936
Allen, Philadelphia	.924
Glasscock, New York	.910

RF

Brodie, Boston	225
Sunday, Pittsburgh	181
Thompson, Philadelphia	170

Thompson, Philadelphia	29
Burkett, New York	23
Sunday, Pittsburgh	23
O. Burns, Brooklyn	23

Brodie, Boston	.953
O. Burns, Brooklyn	.941
Thompson, Philadelphia	.939

Putouts		Assists		Fielding Average	
CF					
Wilmot, Chicago	320	Davis, Cleveland	35	Holliday, Cincinnati	.948
Davis, Cleveland	282	Wilmot, Chicago	26	Davis, Cleveland	.946
Holliday, Cincinnati	253	Burke, Philadelphia	23	Wilmot, Chicago	.938
LF					
C. Carroll, Chicago	265	C. Carroll, Chicago	28	M. Sullivan, Boston	.951
M. Sullivan, Boston	241	Hamilton, Philadelphia	23	Gilks, Cleveland	.941
Gilks, Cleveland	237	Gilks, Cleveland	20	C. Carroll, Chicago	.936
C					
Clements, Philadelphia	503	Zimmer, Cleveland	188	Bennett, Boston	.959
Zimmer, Cleveland	480	Kittridge, Chicago	113	Harrington, Cincinnati	.957
Kittridge, Chicago	458	Buckley, New York	93	Daly, Brooklyn	.953
P					
Hutchison, Chicago	44	Rusie, New York	129	Luby, Chicago	.949
Beatin, Cleveland	30	Hutchison, Chicago	128	Mullane, Cincinnati	.945
Rusie, New York	25	Beatin, Cleveland	101	Beatin, Cleveland	.942
Double Plays		Errors		TC/Game	
1B					
J. Reilly, Cincinnati	77	J. Reilly, Cincinnati	33	Foutz, Brooklyn	11.14
McCauley, Philadelphia	68	Anson, Chicago	31	J. Reilly, Cincinnati	11.08
Foutz, Brooklyn	63	McCauley, Philadelphia	30	Tucker, Boston	10.7
2B					
A. Myers, Philadelphia	62	P. Smith, Boston	57	McPhee, Cincinnati	6.7
McPhee, Cincinnati	62	McPhee, Cincinnati	51	A. Myers, Philadelphia	6.3
Collins, Brooklyn	56	Collins, Brooklyn	42	Collins, Brooklyn	5.9
3B					
Smalley, Cleveland	27	Smalley, Cleveland	64	D. Miller, Pittsburgh	4.54
T. Burns, Chicago	25	D. Miller, Pittsburgh	60	Smalley, Cleveland	4.50
Mayer, Philadelphia	22	Mayer, Philadelphia	55	Denny, New York	4.0
SS					
Allen, Philadelphia	68	McKean, Cleveland	75	Allen, Philadelphia	6.8
Cooney, Chicago	50	G. Smith, Brooklyn	74	Long, Boston	6.4
G. Smith, Brooklyn	49	Allen, Philadelphia	69	Glasscock, New York	6.2
		Glasscock, New York	69		
RF					
Sunday, Pittsburgh-Phila	9*	Burkett, New York	28	Brodie, Boston	1.9
Brodie, Boston	6	Sunday, Pittsburgh-Phila	27	Thompson, Philadelphia	1.6
Thompson, Philadelphia	5	Dailey, Cleveland	18	O. Burns, Brooklyn	1.5
CF					
Davis, Cleveland	9	Tiernan, New York	26	Wilmot, Chicago	2.7
Holliday, Cincinnati	5	E. Burke, Philadelphia	24	E. Burke, Philadelphia	2.6
Tiernan, New York	5	Wilmot, Chicago	23	Davis, Cleveland	2.5
LF					
C. Carroll, Chicago	7	Hamilton, Philadelphia	34	Hamilton, Philadelphia	2.34
Hamilton, Philadelphia	4	C. Carroll, Chicago	20	C. Carroll, Chicago	2.30
Hornung, New York	3	Knight, Cincinnati	19	M. Sullivan, Boston	2.25
C					
Zimmer, Cleveland	14	Zimmer, Cleveland	45	Clements, Philadelphia	6.9
Clements, Philadelphia	12	Clements, Philadelphia	35	Bennett, Boston	6.6
Kittridge, Chicago	9	Wilson, Pittsburgh	35	Kittridge, Chicago	6.3

THE ANNUAL RECORD

Passed Ball Leaders: Zimmer, Cleveland (55); Kittridge, Chicago (40); Buckley, New York (39)

P

Beatin, Cleveland	7	Vickery, Philadelphia	20	Caruthers, Brooklyn	3.0
Rusie, New York	5	Rusie, New York	20	Hutchison, Chicago	2.62
Hutchison, Chicago	5	Getzein, Boston	19	Rusie, New York	2.60
P. Smith, Phila-Pittsburgh	5				

* Sunday also made two double plays playing center field for Philadelphia to give him a league-leading total of 11.

BROOKLYN

Bill McGunnigle

Washington Park I

	G	AB	H	R	2B	3B	HR	RBI	BB	SB	SO	HBP	BA	SA	OBP
2B Hub Collins	129	510	142	148	32	7	3	69	85	85	47	3	.278	.386	.385
1B Dave Foutz	129	509	154	106	25	13	5	98	52	42	25	1	.303	.432	.368
3B George Pinkney	126	485	150	115	20	9	7	83	80	47	19	4	.309	.431	.411
SS Germany Smith	129	481	92	76	6	5	1	47	42	24	23	3	.191	.231	.260
RF Oyster Burns	119	472	134	102	22	12	13	128	51	21	42	4	.284	.464	.359
P Bill Terry	99	363	101	63	17	9	4	59	40	32	34	4	.278	.408	.356
CF Darby O'Brien	85	350	110	78	28	6	2	63	32	38	43	4	.314	.446	.378
C Tom Daly	82	292	71	55	9	4	5	43	32	20	43	4	.243	.353	.326
P Bob Caruthers	71	238	63	46	7	4	1	29	47	13	18	5	.265	.340	.397
LF Pop Corkhill	51	204	46	23	4	2	1	21	15	6	11	0	.225	.279	.279
P Tom Lovett	44	164	33	22	4	0	1	20	12	6	29	2	.201	.244	.264
C Bob Clark	43	151	33	24	3	3	0	15	15	10	8	4	.219	.278	.306
Sub Patsy Donovan (2)	28	105	23	17	5	1	0	8	5	3	5	2	.219	.286	.268
Sub Doc Bushong	16	55	13	5	2	0	0	7	6	2	4	0	.236	.273	.311
P Mickey Hughes (1)	9	26	1	2	0	0	0	1	1	0	6	0	.038	.038	.074
Sub George Stallings	4	11	0	1	0	0	0	0	1	0	3	1	.000	.000	.154
P Lady Baldwin (1)	2	3	0	1	0	0	0	0	1	0	1	0	.000	.000	.250
	129	4419	1166	884	184	75	43	691	517	349	361	41	.264	.369	.346

1B—Foutz 113, Daly 12, Corkhill 6, Terry 1

2B—Collins 129

SS—Smith 129

3B—Pinkney 126, Burns 3

OF—Burns 116, O'Brien 85, Terry 54, Corkhill 48, Caruthers 39, Donovan 28, Foutz 13, Bushong 1, Lovett 1, Clark 1, Daly 1

C—Daly 69, Clark 42, Bushong 15, Stallings 4

P—Terry 46, Lovett 44, Caruthers 37, Hughes 9, Foutz 5, Baldwin 2

	Pos	G	TC	PO	A	DP	E	PB	FA
Smith	SS	129	774	232	468	49	74	—	.904
Collins	2B	129	760	298	420	56	42	—	.945
Pinkney	3B	126	430	179	222	15	29	—	.933
Burns	RF	116	170	137	23	4	10	—	.941
Foutz	1B	113	1259	1192	39	63	28	—	.978
"	LF@	13	32	28	2	1	2	—	.938
O'Brien	CF	85	198	176	14	2	8	—	.960
Daly	C	69	424	332	72	7	20	19	.953
"	1B	12	161	155	5	7	1	—	.994
Terry	CF@	54	115	103	4	3	8	—	.930
"	P	46	106	20	75	3	11	—	.896
Corkhill	LF	48	131	122	6	1	3	—	.977
Lovett	P	44	99	10	79	3	10	—	.899
Clark	C	42	244	164	40	5	40	28	.836
Caruthers	LF@	39	57	45	4	1	8	—	.860

	Pos	G	TC	PO	A	DP	E	PB	FA
"	P	37	111	20	79	1	12		.892
Donovan	LF@	28	69	66	3	1	0	—	1.000
Bushong	C	15	104	82	13	1	9	11	.913
		129	5344	3427	1593	92	320	58	.9401

	G	IP	H	GS	CG	W	L	SO	BB	Sh	Sv	ERA	HB	WP	HR
Tom Lovett	44	372	327	41	39	30	11	124	141	4	0	2.78	17	18	14
Bill Terry	46	370	362	48	38	26	16	185	133	1	0	2.94	15	27	3
Bob Caruthers	37	300	292	33	30	23	11	64	87	1	0	3.09	12	9	9
Mickey Hughes (1)	9	66.1	77	8	6	4	4	22	30	0	0	5.16	4	1	1
Dave Foutz	5	29	29	2	2	2	1	4	6	0	2	1.86	1	1	0
Lady Baldwin (1)	2	7.2	15	1	0	1	0	4	4	0	0	7.04	0	0	0
		1145	1102	129	115	86	43	403	401	6	2	3.06	49	56	27

CHICAGO

Cap Anson

West Side Park I

	G	AB	H	R	2B	3B	HR	RBI	BB	SB	SO	HBP	BA	SA	OBP	
LF Cliff Carroll	136	582	166	134	16	6	7	65	53	34	34	7	.285	.369	.352	
SS Jimmy Cooney	135	574	156	114	19	10	4	52	73	45	23	6	.272	.361	.360	
CF Walt Wilmot	139	571	159	114	15	13	13	99	64	76	44	2	.278	.419	.353	
3B Tom Burns	139	538	149	86	17	6	5	86	57	44	45	2	.277	.359	.348	
1B Cap Anson	139	504	157	95	14	5	7	107	113	29	23	6	.312	.401	.443	
UT Howard Earl	92	384	95	57	10	3	7	51	18	17	47	2	.247	.344	.285	
C Mal Kittridge	96	333	67	46	8	3	3	35	39	7	53	1	.201	.270	.287	
P Bill Hutchison	71	261	53	28	7	2	2	27	13	6	63	1	.203	.268	.244	
2B Bob Glenalvin	66	250	67	43	10	3	4	26	19	30	31	7	.268	.380	.337	
RF Jim Andrews	53	202	38	32	4	2	3	17	23	11	41	2	.188	.272	.278	
Sub Tom Nagle	38	144	39	21	5	1	1	11	7	4	24	3	.271	.340	.278	
P Jack Luby	36	116	31	27	5	3	3	17	9	3	6	2	.267	.440	.318	
Sub Pete O'Brien	27	106	30	15	7	0	3	16	5	4	10	0	.283	.434	.315	
Sub Elmer Foster	27	105	26	20	4	2	5	23	9	18	21	3	.248	.467	.325	
P Ed Stein	20	59	9	4	1	0	0	7	7	1	20	2	.153	.169	.265	
Sub Jake Stenzel	11	41	11	3	1	0	0	3	1	0	0	0	.268	.293	.286	
P Mike Sullivan	12	40	5	1	1	0	0	7	2	0	12	0	.125	.150	.167	
P Roscoe Coughlin	11	39	10	5	1	1	0	1	2	0	12	0	.256	.333	.293	
Sub Ed Hutchinson	4	17	1	0	1	0	0	0	0	0	0	0	.059	.118	.059	
Sub Chuck Lauer	2	8	2	1	1	0	0	2	0	0	0	0	.250	.375	.250	
P Robert Gibson (1)	1	4	0	0	0	0	0	0	1	0	0	0	.000	.000	.200	
Sub Pop Lytle (1)	1	4	0	1	0	0	0	0	0	0	1	0	.000	.000	.000	
Sub Marty Honan	1	3	0	0	0	0	0	1	0	0	2	0	.000	.000	.000	
P Fred Demarais	1	2	0	0	0	0	0	0	0	0	1	0	.000	.000	.000	
Sub Pat Wright	1	2	0	0	0	0	0	0	1	0	0	0	.000	.000	.333	
P Ed Eiteljorge	1	1	0	0	0	0	0	0	0	0	1	0	.000	.000	.000	
P Ossie France	1	1	0	0	0	0	0	0	0	0	0	0	.000	.000	.000	
		139	4891	1271	847	147	60	67	653	516	329	514	46	.260	.356	.336

1B—Anson 135, Earl 3, Luby 2

2B—Glenalvin 66, Earl 39, O'Brien 27, Hutchinson 4, Anson 2, Wright 1

SS—Cooney 135, Earl 4

3B—Burns 139

OF—Wilmot 139, Carroll 136, Andrews 53, Earl 49, Foster 27, Nagle 6, Stenzel 6, Lytle 1

C—Kittridge 96, Nagle 33, Stenzel 6, Anson 3, Lauer 2, Honan 1, Cooney 1

P—Hutchison 71, Luby 34, Stein 20, Sullivan 12, Coughlin 11, France 1, Gibson 1, Eiteljorge 1, Demarais 1

THE ANNUAL RECORD

	Pos	G	TC	PO	A	DP	E	PB	FA
Burns	3B	139	532	188	290	25	54	—	.898
Wilmot	CF	139	369	320	26	4	23	—	.938
Carroll	LF	136	313	265	28	7	20	—	.936
Anson	1B	135	1425	1345	49	61	31	4	.978
Cooney	SS	135	736	237	452	50	47	0	.936
Kittridge	C	96	605	458	113	9	34	40	.944
Hutchison	P	71	186	44	128	5	14	—	.925
Glenalvin	2B	66	347	128	194	20	25	—	.928
Andrews	RF	53	100	80	10	1	10	—	.900
Earl	RF@	49	79	60	8	1	11	—	.861
"	2B	39	252	84	137	10	31	—	.877
Luby	P	34	59	11	45	0	3	—	.949
Nagle	C	33	198	161	25	0	12	18	.939
O'Brien	2B	27	156	65	80	11	11	—	.929
Foster	RF@	27	72	69	2	0	1	—	.986
Stein	P	20	26	3	21	0	2	—	.923
Sullivan	P	12	18	6	11	2	1	—	.944
Coughlin	P	11	33	6	25	1	2	—	.939
		139	5701	3666	1691	89	344	72	.9397

	G	IP	H	GS	CG	W	L	SO	BB	Sh	Sv	ERA	HB	WP	HR
Bill Hutchison	71	603	505	66	65	42	25	289	199	5	2	2.70	13	27	20
Jack Luby	34	267.2	226	31	26	20	9	85	95	0	1	3.19	15	17	6
Ed Stein	20	160.2	147	18	14	12	6	65	83	1	0	3.81	11	9	9
Mike Sullivan	12	96	108	12	10	5	6	33	58	0	0	4.59	4	6	3
Roscoe Coughlin	11	95	102	10	10	4	6	29	40	0	0	4.26	4	5	3
Robert Gibson (1)	1	9	6	1	1	1	0	1	2	0	0	0.00	0	1	0
Ed Eiteljorge	1	2	5	1	0	0	1	1	1	0	0	22.50	0	0	0
Ossie France	1	2	3	0	0	0	0	0	2	0	0	13.50	0	0	0
Fred Demarais	1	2	1	0	0	0	0	1	1	0	0	0.00	0	1	0
		1237.1	1103	139	126	84	53	504	481	6	3	3.24	47	66	41

PHILADELPHIA

Harry Wright (36-31) Jack Clements (13-6) Al Reach (4-7) Bob Allen (25-10)

Philadelphia Base Ball Grounds

	G	AB	H	R	2B	3B	HR	RBI	BB	SB	SO	HBP	BA	SA	OBP
RF Sam Thompson	132	549	172	116	41	9	4	102	42	25	29	8	.313	.443	.371
LF Billy Hamilton	123	496	161	133	13	9	2	49	83	102	37	9	.325	.399	.430
2B Al Myers	118	487	135	95	29	7	2	81	57	44	46	10	.277	.378	.365
3B Ed Mayer	120	484	117	49	25	5	1	70	22	20	36	8	.242	.320	.286
SS Bob Allen	133	456	103	69	15	11	2	57	87	13	54	5	.226	.320	.356
CF Eddie Burke (2)	100	430	113	85	16	11	4	50	49	38	40	8	.263	.379	.349
1B Al McCauley	116	418	102	63	25	7	1	42	57	8	38	8	.244	.344	.346
C Jack Clements	100	381	120	64	23	8	7	74	45	10	30	3	.315	.472	.392
P Kid Gleason	63	224	47	22	3	0	0	17	12	10	21	0	.210	.223	.250
Sub Pop Schriver	57	223	61	37	9	6	0	35	22	9	15	0	.274	.368	.339
P Tom Vickery	46	158	33	15	4	0	0	11	7	12	25	0	.208	.233	.241
Sub Bill Gray	34	128	31	20	8	4	0	21	6	5	3	2	.242	.367	.287
Sub Billy Sunday (2)	31	119	31	26	3	1	0	6	18	28	7	2	.261	.303	.367
P Phenomenal Smith (1)	26	86	24	19	4	0	0	9	10	6	5	1	.279	.326	.361
Sub Harry Decker (1)	5	19	7	5	1	0	0	2	4	4	1	0	.368	.421	.478
P Duke Esper (3)	5	19	3	2	1	0	0	2	0	0	10	0	.158	.211	.158
P Bill Day (1)	4	10	1	1	0	0	0	1	0	0	1	0	.100	.100	.100
P Dave Anderson (1)	3	9	1	1	0	0	0	0	0	0	3	0	.111	.111	.111
P Jack McFetridge	1	4	3	0	0	0	0	1	0	0	1	0	.750	.750	.750

	G	AB	H	R	2B	3B	HR	RBI	BB	SB	SO	HBP	BA	SA	OBP
P Sumner Bowman (10	1	4	2	0	0	0	0	1	0	0	0	0	.500	.500	.500
Sub Frank Motz	1	2	0	1	0	0	0	0	1	1	1	0	.000	.000	.333
P John Coleman	1	0	0	0	0	0	0	0	0	0	0	0	—	—	—
	133	4707	1267	823	220	78	23	631	522	335	403	64	.269	.364	.350

1B—McCauley 116, Schriver 10, Clements 5, Decker 2, Gray 1, Motz 1

2B—Myers 118, Gray 8, Burke 4, Schriver 3, Gleason 2

SS—Allen 133

3B—Mayer 117, Schriver 8, Gray 8

OF—Thompson 132, Hamilton 123, Burke 96, Sunday 31, Gray 10, Mayer 4, Smith 3, Decker 2, Schriver 2

C—Clements 95, Schriver 35, Gray 8, Decker 1

P—Gleason 60, Vickery 46, Smith 24, Esper 5, Day 4, Anderson 3, Coleman 1, McFetridge 1, Bowman 1

	Pos	G	TC	PO	A	DP	E	PB	FA
Allen	SS	133	906	337	500	68	69	—	.924
Thompson	RF	132	212	170	29	5	13	—	.939
Hamilton	LF	123	289	232	23	4	34	—	.882
Myers	2B	118	737	347	352	62	38	—	.948
Mayer	3B	117	452	173	224	22	55	—	.878
McCauley	1B	116	1109	1053	26	68	30	—	.973
Burke	CF	96	249	202	23	4	24	—	.904
Clements	C	97	630	503	92	12	35	36	.944
Gleason	P	60	127	24	95	4	8	—	.937
Vickery	P	46	108	17	71	3	20	—	.815
Schriver	C	35	251	187	43	4	21	15	.916
"	1B	10	72	66	4	8	2	—	.972
Sunday	CF@	31	80	69	7	2*	4	—	.950
Smith	P	24	33	4	26	5	3	—	.909
Gray	LF@	10	15	13	2	0	0	4	1.000
		133	5571	3563	1610	122	398	57	.929

	G	IP	H	GS	CG	W	L	SO	BB	Sh	Sv	ERA	HB	WP	HR
Kid Gleason	60	506	479	55	54	38	17	222	167	6	2	2.63	15	11	8
Tom Vickery	46	382	405	46	41	24	22	162	184	2	0	3.44	29	23	8
Phenomenal Smith (1)	24	204	209	20	19	8	12	81	89	1	0	4.28	8	7	5
Duke Esper (3)	5	41	40	5	4	5	0	18	16	0	0	3.07	5	1	1
Bill Day (1)	4	23.2	26	2	2	1	1	9	12	0	0	3.04	0	0	0
Dave Anderson (1)	3	19.1	31	2	1	1	1	7	11	0	0	7.45	1	1	0
Jack McFetridge	1	9	5	1	1	1	0	4	2	0	0	1.00	0	0	0
Sumner Bowman (1)	1	8	11	1	0	0	0	2	2	0	0	7.88	1	1	0
John Coleman	1	1.2	4	1	0	0	1	2	3	0	0	21.60	0	2	0
	1194.2	1210	133	122	78	54	507	486	9	2	3.32	59	46	22	

CINCINNATI

Tom Loftus

League Park I (formerly American Park)

	G	AB	H	R	2B	3B	HR	RBI	BB	SB	SO	HBP	BA	SA	OBP
1B Long John Reilly	132	553	166	114	25	26	6	86	16	29	41	7	.300	.472	.328
2B Bid McPhee	132	528	135	125	16	22	3	39	82	55	26	6	.256	.386	.362
3B Lefty Marr	130	527	157	91	17	12	1	73	46	44	29	6	.298	.381	.361

THE ANNUAL RECORD

	G	AB	H	R	2B	3B	HR	RBI	BB	SB	SO	HBP	BA	SA	OBP
CF Bug Holliday	131	518	140	93	18	14	4	75	49	50	36	7	.270	.382	.341
SS Ollie Beard	122	492	132	64	17	15	3	72	44	30	13	2	.269	.382	.331
LF Joe Knight	127	481	150	67	26	8	4	67	38	17	31	4	.312	.424	.367
P Tony Mullane	81	286	79	41	9	8	0	34	39	19	30	6	.276	.364	.375
C Jerry Harrington	65	236	58	25	7	1	1	23	15	4	29	3	.246	.297	.299
C Jim Keenan	54	202	28	21	4	2	3	19	19	5	36	1	.139	.223	.216
RF Hugh Nicol	50	186	39	28	1	4	0	19	19	24	12	0	.210	.258	.283
Sub Arlie Latham (2)	41	164	41	35	6	2	0	15	23	20	18	1	.250	.311	.346
P Billy Rhines	46	154	29	14	1	2	0	11	7	2	16	1	.188	.221	.228
P Jesse Duryea	33	99	15	13	1	1	1	6	19	9	21	5	.152	.212	.317
P Frank Foreman	25	75	10	13	1	3	1	7	10	0	13	2	.133	.267	.253
Sub Kid Baldwin (1)	22	72	11	5	0	0	0	10	3	2	6	0	.153	.153	.187
P Leon Viau (1)	13	36	5	2	0	0	0	1	3	2	7	0	.139	.139	.205
Sub Billy Clingman	7	27	7	2	1	0	0	5	1	0	0	0	.259	.296	.286
P John Dolan	2	8	1	0	0	0	0	1	0	0	3	0	.125	.125	.125
	134	4644	1203	753	150	120	27	563	433	312	377	51	.259	.360	.329

1B—Reilly 132, Keenan 2, Mullane 1
 2B—McPhee 132, Clingman 1, Nicol 1
 SS—Beard 113, Mullane 10, Clingman 6, Nicol 3, Marr 3
 3B—Marr 63, Latham 41, Mullane 21, Beard 9, Keenan 1
 OF—Holliday 131, Knight 127, Marr 64, Nicol 46, Mullane 28, Baldwin 2, Foreman 1, Keenan 1, Duryea 1, Reilly 1, Latham 1
 C—Harrington 65, Keenan 50, Baldwin 20
 P—Rhines 46, Duryea 33, Mullane 25, Foreman 25, Viau 13, Dolan 2

	Pos	G	TC	PO	A	DP	E	PB	FA
Reilly	1B	132	1463	1392	38	77	33	—	.977
McPhee	2B	132	886	404	431	62	51	—	.942
Holliday	CF	131	288	253	20	5	15	—	.948
Knight	LF	127	254	224	11	0	19	—	.925
Beard	SS	113	629	145	419	43	65	—	.897
Harrington	C	65	437	345	73	3	19	34	.957
Marr	RF	64	86	68	12	3	6	—	.930
"	3B	63	229	71	125	5	33	—	.856
Keenan	C	50	323	244	63	5	16	21	.950
Nicol	RF@	46	76	62	8	3	6	—	.921
Rhines	P	46	107	23	77	3	7	—	.935
Latham	3B	41	184	54	103	10	27	—	.853
Duryea	P	33	76	7	59	4	10	—	.868
Mullane	RF@	28	51	44	4	0	3	—	.941
"	P	25	55	16	36	0	3	—	.945
"	3B	21	103	38	44	3	21	—	.796
Foreman	P	25	39	10	23	0	6	—	.846
Baldwin	C	20	132	92	27	3	13	13	.902
Viau	P	13	33	5	26	0	2	—	.939
		134	5650	3567	1701	106	382	68	.932

	G	IP	H	GS	CG	W	L	SO	BB	Sh	Sv	ERA	HB	WP	HR
Billy Rhines	46	401.1	337	45	45	28	17	182	113	0	1	1.95	15	14	6
Jesse Duryea	33	274	270	32	29	16	12	108	60	2	0	2.92	8	14	11
Tony Mullane	25	209	175	21	21	12	10	91	96	0	1	2.24	8	12	7
Frank Foreman	25	198.1	201	24	20	13	10	57	89	0	0	3.95	20	7	6
Leon Viau (1)	13	90	97	10	7	7	5	41	39	1	0	4.50	1	1	8
John Dolan	2	18	17	2	2	1	1	9	10	0	0	4.50	1	0	3
	1190.2		1097	134	124	77	55	488	407	9	1	2.79	53	48	41

BOSTON

Frank Selee

South End Grounds I

	G	AB	H	R	2B	3B	HR	RBI	BB	SB	SO	HBP	BA	SA	OBP
1B Tommy Tucker	132	539	159	104	17	8	1	62	56	43	22	25	.295	.362	.387
RF Steve Brodie	132	514	152	77	19	9	0	67	66	29	20	11	.296	.368	.387
LF Marty Sullivan	121	505	144	82	19	7	6	61	56	33	48	0	.285	.386	.357
3B Chippy McGarr	121	487	115	68	12	7	1	51	34	39	38	4	.236	.296	.291
2B Pop Smith	134	463	106	82	16	12	1	53	80	39	81	9	.229	.322	.353
SS Herman Long	101	431	108	95	15	3	8	52	40	49	34	4	.251	.355	.320
C Charlie Bennett	85	281	60	59	17	2	3	40	72	6	56	2	.214	.320	.377
CF Paul Hines (2)	69	273	72	41	12	3	2	48	32	9	20	4	.264	.352	.350
Sub Bobby Lowe	52	207	58	35	13	2	2	21	26	15	32	2	.280	.391	.366
Sub Lew Hardie	47	185	42	17	8	0	3	17	18	4	36	0	.227	.319	.296
P Kid Nichols	49	174	43	18	5	1	0	23	11	2	36	1	.247	.287	.296
P John Clarkson	45	173	43	18	6	3	2	26	8	2	31	1	.249	.353	.286
Sub Charlie Ganzel	38	163	44	21	7	3	0	24	5	1	6	2	.270	.350	.300
P Charlie Getzein	41	147	34	27	9	2	2	25	16	4	25	2	.231	.361	.315
Sub Patsy Donovan (1)	32	140	36	17	0	0	0	9	8	10	17	2	.257	.257	.307
Sub Al Schellhase	9	29	4	1	0	0	0	1	1	0	10	0	.138	.138	.167
P John Taber	2	6	0	1	0	0	0	0	0	0	1	0	.000	.000	.000
P Hon Von Fricken	1	3	0	0	0	0	0	0	0	0	1	0	.000	.000	.000
P Al Lawson (1)	1	2	0	0	0	0	0	0	1	0	1	0	.000	.000	.333
	134	4722	1220	763	175	62	31	580	530	285	515	69	.258	.341	.342

1B—Tucker 132, Hardie 1, Hines 1

2B—Smith 134, Ganzel 1

SS—Long 101, Lowe 24, McGarr 5, Ganzel 3, Smith 1, Schellhase 1, Hardie 1

3B—McGarr 115, Lowe 12, Hardie 7, Schellhase 1, Sullivan 1

OF—Brodie 132, Sullivan 120, Hines 69, Donovan 32, Lowe 15, Hardie 15, Ganzel 15, Lowe 15, Schellhase 5, Nichols 2, Clarkson 1, Getzein 1, McGarr 1

C—Bennett 85, Hardie 25, Ganzel 22, Schellhase 2

P—Nichols 48, Clarkson 44, Getzein 40, Taber 2, Lawson 1, Von Fricken 1

	Pos	G	TC	PO	A	DP	E	PB	FA
Smith	2B	134	692	234	401	41	57	—	.918
Tucker	1B	132	1409	1341	39	53	29	—	.979
Brodie	RF	132	256	225	19	6	12	—	.953
Sullivan	LF	120	267	241	13	1	13	—	.951
McGarr	3B	115	406	151	228	13	27	—	.933
Long	SS	101	648	230	352	40	66	—	.898
Bennett	C	85	561	448	90	8	23	9	.959
Hines	CF	69	134	114	4	2	16	—	.881
Nichols	P	48	112	14	85	1	13	—	.884
Clarkson	P	44	107	21	72	3	14	—	.869
Getzein	P	40	96	14	63	2	19	—	.802
Donovan	CF@	32	55	45	4	1	6	—	.891
Hardie	C	25	176	123	33	3	20	19	.886
"	LF@	15	34	27	4	2	3	—	.912
Lowe	SS	24	122	50	66	1	6	—	.951
"	CF@	15	35	34	0	0	1	—	.971
"	3B	12	39	19	16	1	4	—	.897
Ganzel	C	22	165	131	27	4	7	5	.958
"	CF@	15	14	13	1	0	0	—	1.000
		134	5480	3545	1576	77	359	34	.935

THE ANNUAL RECORD

	G	IP	H	GS	CG	W	L	SO	BB	Sh	Sv	ERA	HB	WP	HR
Kid Nichols	48	424	374	47	47	27	19	222	112	7	0	2.23	11	30	8
John Clarkson	44	383	370	44	43	26	18	138	140	2	0	3.27	16	21	14
Charlie Getzein	40	350	342	40	39	23	17	140	82	4	0	3.19	3	8	5
John Taber	2	13	11	1	1	0	1	3	8	0	1	4.15	0	0	0
Al Lawson (1)	1	9	12	1	1	0	1	1	4	0	0	4.00	0	0	0
Hon Von Fricken	1	8	23	1	1	0	1	2	8	0	0	10.13	0	1	0
		1187	1132	134	132	76	57	506	354	13	1	2.93	30	60	27

NEW YORK

Jim Mutrie

Polo Grounds II

	G	AB	H	R	2B	3B	HR	RBI	BB	SB	SO	HBP	BA	SA	OBP
CF Mike Tiernan	133	533	168	132	25	21	13	59	68	56	53	5	.304	.495	.385
LF Joe Hornung	120	513	122	62	18	5	0	65	12	39	37	2	.238	.292	.258
SS Jack Glasscock	124	512	172	91	32	9	1	66	41	54	8	9	.336	.439	.395
3B Jerry Denny	114	437	93	50	18	7	3	42	28	11	62	6	.213	.307	.270
2B Charlie Bassett	110	410	98	52	13	8	0	54	29	14	25	7	.239	.310	.300
RF Jesse Burkett	111	401	124	67	23	13	4	60	33	14	52	3	.309	.461	.366
UT Archie Clarke	101	395	89	55	12	8	0	49	32	44	38	4	.225	.296	.290
P Amos Rusie	73	284	79	31	13	6	0	28	7	6	26	1	.278	.266	.298
C Dick Buckley	70	266	68	39	11	0	2	26	23	3	35	4	.256	.320	.324
1B Tom Esterbrook	45	197	57	29	14	1	0	29	10	12	8	3	.289	.371	.333
1B Lew Whistler	45	170	49	27	9	7	2	29	20	8	37	1	.288	.459	.366
Sub John Henry	37	144	35	19	6	0	0	16	7	12	12	1	.243	.285	.283
P Mickey Welch	37	123	22	15	4	0	0	10	9	1	25	1	.179	.211	.241
Sub Pat Murphy	32	119	28	14	5	1	0	9	14	3	13	1	.235	.294	.321
P Jack Sharrott	32	109	22	16	3	2	0	14	0	6	14	0	.202	.266	.202
Sub Shorty Howe	19	64	11	4	0	0	0	4	3	3	2	1	.172	.172	.221
Sub Andy Sommers (1)	17	47	5	4	1	1	0	1	4	0	13	1	.106	.170	.192
Sub George McMillan	10	35	5	4	0	0	0	1	7	1	4	0	.143	.143	.286
P Ed Daily (2)	4	15	2	1	1	0	0	1	0	0	4	0	.133	.200	.133
Sub Sam Crane (1) (3)	4	12	0	0	0	0	0	0	0	1	0	0	.000	.000	.000
Sub Mort Scanlan	3	10	0	0	0	0	0	0	2	1	5	0	.000	.000	.167
P Bob Murphy (1)	3	9	1	0	0	0	0	0	0	0	4	0	.111	.111	.111
Sub Tom O'Rourke (1)	2	7	0	1	0	0	0	0	1	0	0	0	.000	.000	.125
	135	4832	1250	713	208	89	25	563	350	289	477	50	.259	.354	.315

1B—Whistler 45, Esterbrook 45, Hornung 36, Sommers 5, Scanlon 3, Crane 1

2B—Bassett 100, Howe 18, Clarke 15, Crane 2, Denny 1

SS—Glasscock 124, Denny 7, Hornung 2, Clarke 1, P. Murphy 1

3B—Denny 106, Clarke 16, Buckley 8, Hornung 5, Howe 1

OF—Tiernan 133, Burkett 90, Hornung 77, Henry 37, Clarke 33, Rusie 14, McMillan 10, Sharrott 9, Daily 3, P. Murphy 3, Sommers 2, Crane 1

C—Buckley 62, Clarke 36, P. Murphy 29, Sommers 11, O'Rourke 2

P—Rusie 67, Welch 37, Sharrott 25, Burkett 21, B. Murphy 3, Daily 2

	Pos	G	TC	PO	A	DP	E	PB	FA
Tiernan	CF	133	249	210	13	5	26	—	.896
Glasscock	SS	124	765	275	421	46	69	—	.910
Denny	3B	106	422	165	210	16	47	—	.889
Bassett	2B	100	560	201	332	43	27	—	.952
Burkett	RF	90	159	108	23	4	28	—	.824
"	P	21	44	3	33	1	8		.818

	Pos	G	TC	PO	A	DP	E	PB	FA
Hornung	LF	77	131	110	12	3	9	—	.931
"	1B	36	386	363	14	23	9	—	.977
Rusie	P	67	174	25	129	5	20	—	.885
"	RF@	14	19	14	2	0	3	—	.842
Buckley	C	62	492	365	93	4	34	39	.931
Esterbrook	1B	45	450	430	13	24	7	—	.984
Whistler	1B	45	509	490	10	28	9	—	.982
Welch	P	37	57	10	43	1	4	—	.930
Henry	LF@	37	69	56	4	1	9	—	.870
Clarke	C	36	273	188	60	3	25	21	.908
"	RF@	33	40	33	3	1	4	—	.900
"	3B	16	61	24	30	3	7	—	.885
"	2B	15	106	43	44	4	19	—	.821
Murphy	C	29	210	157	33	2	20	19	.905
Sharrott	P	25	62	7	46	0	9	—	.855
Howe	2B	18	106	36	58	3	12	—	.887
Sommers	C	11	80	51	16	1	13	12	.838
McMillan	LF@	10	15	11	1	0	3	—	.800
		135	5663	3507	1707	104	449	96	.921

	G	IP	H	GS	CG	W	L	SO	BB	Sh	Sv	ERA	HB	WP	HR
Amos Rusie	67	548.2	436	62	56	30	34	341	289	4	1	2.56	26	36	3
Mickey Welch	37	292.1	268	37	33	17	14	97	122	2	0	2.99	12	6	5
Jack Sharrott	25	184	162	19	18	11	9	84	88	2	0	2.89	12	6	5
Jesse Burkett	21	118	134	14	6	2	11	82	92	0	0	5.57	14	16	3
Bob Murphy (1)	3	18	23	2	1	1	0	8	10	0	0	5.50	0	1	0
Ed Daily (2)	2	16	6	1	1	2	0	0	6	0	0	2.25	4	1	0
	1177	1029	135	115	63	68	612	607	6	6	1	3.06	65	68	14

CLEVELAND

Gus Schmelz (21-55) Bob Leadley (23-33)

National League Park I

	G	AB	H	R	2B	3B	HR	RBI	BB	SB	SO	HBP	BA	SA	OBP
LF Bob Gilks	130	544	116	65	10	3	0	41	32	17	38	6	.213	.243	.265
SS Ed McKean	136	530	157	95	15	14	7	61	87	23	25	6	.296	.417	.401
CF George Davis	136	526	139	98	22	9	6	73	53	22	34	4	.264	.375	.336
3B Will Smalley	136	502	107	62	11	1	0	42	60	10	44	5	.213	.239	.303
C Chief Zimmer	125	444	95	54	16	6	2	57	46	15	54	11	.214	.291	.303
2B Joe Ardner	84	323	72	28	13	1	0	35	17	9	40	2	.223	.269	.266
RF Vint Dailey	64	246	71	41	5	7	0	32	33	17	23	0	.289	.366	.373
1B Peekaboo Veach (1)	64	238	56	24	10	5	0	32	33	9	28	3	.235	.319	.336
1B Jake Virtue	62	223	68	39	6	5	2	25	49	9	15	1	.305	.404	.432
P Ed Beatin	54	191	27	25	4	3	1	21	12	2	43	0	.141	.209	.192
Sub Tom Dowse	38	159	33	20	2	1	0	9	12	3	22	1	.208	.233	.267
Sub Buck West	37	151	37	20	6	1	2	29	7	4	11	1	.245	.338	.283
Sub Bill Delaney	36	116	22	16	1	1	1	7	21	5	19	0	.190	.241	.314
P Jack Wadsworth	20	68	12	6	2	0	0	7	2	1	18	2	.176	.206	.222
P Cy Young	17	65	8	6	2	0	0	4	0	1	8	0	.123	.154	.123
P Ezra Lincoln (1)	15	51	8	4	1	0	0	0	2	0	15	0	.157	.176	.189
Sub Rasty Wright (2)	13	45	5	7	1	0	0	2	12	3	4	0	.111	.133	.298
P Leon Viau (2)	13	43	7	6	1	0	0	2	4	2	8	0	.163	.186	.234
Sub Pat Lyons	11	38	2	2	1	0	0	1	4	0	4	0	.053	.079	.143
Sub Joe Sommer (1)	9	35	8	4	1	0	0	0	2	0	3	0	.229	.257	.270
Sub Andy Sommers (2)	9	34	7	4	1	1	0	1	2	0	2	0	.206	.294	.250

THE ANNUAL RECORD

	G	AB	H	R	2B	3B	HR	RBI	BB	SB	SO	HBP	BA	SA	OBP
P Bill Garfield	9	26	4	0	0	0	0	2	3	0	12	0	.154	.154	.241
P Edgar Smith	8	24	7	2	0	1	0	4	4	0	1	0	.292	.375	.393
Sub Len Stockwell	2	7	2	2	1	0	0	0	0	0	3	0	.286	.429	.286
P Charlie Parsons	2	4	3	0	0	0	0	2	0	0	0	0	.750	.750	.750
	136	4633	1073	630	132	59	21	489	497	152	474	42	.232	.299	.312

1B—Veach 64, Virtue 62, Dowse 10, Stockwell 1
 2B—Ardner 84, Delaney 36, Lyons 11, McKean 3, Davis 2, Gilks 2
 SS—McKean 134, Gilks 3, Davis 1
 3B—Smalley 136
 OF—Davis 133, Gilks 123, Dailey 64, West 37, Dowse 26, Wright 13, Sommer 9, Smith 2, Sommers 1, Stockwell 1
 C—Zimmer 125, Sommers 8, Dowse 3
 P—Beatin 54, Wadsworth 20, Young 17, Lincoln 15, Viau 13, Garfield 9, Smith 6, Gilks 4, Parsons 2, Dailey 2, Dowse 1, Sommer 1

	Pos	G	TC	PO	A	DP	E	PB	FA
Smalley	3B	136	612	221	327	27	64	—	.895
McKean	SS	134	774	266	433	46	75	—	.903
Davis	CF	133	335	282	35	9	18	—	.946
Zimmer	C	125	713	480	188	14	45	55	.937
Gilks	LF	123	273	237	20	2	16	—	.941
Ardner	2B	84	502	205	257	42	40	—	.920
Veach	1B	64	694	634	40	37	20	—	.971
Dailey	RF	64	135	103	13	2	19	—	.859
Virtue	1B	62	666	633	21	33	12	—	.982
Beatin	P	54	139	30	101	7	8	—	.942
West	RF@	37	71	50	9	1	12	—	.831
Delaney	2B	36	189	82	93	18	14	—	.926
Dowse	RF@	26	46	33	7	2	6	1	.870
"	1B	10	112	107	3	8	2	—	.982
Wadsworth	P	20	44	5	35	0	4	—	.909
Young	P	17	50	6	39	0	5	—	.900
Lincoln	P	15	32	4	26	0	2	—	.938
Viau	P	13	31	1	25	0	5	—	.839
Wright	LF@	13	24	21	1	0	2	—	.917
Lyons	2B	11	62	24	28	2	10	—	.839
		136	5704	3523	1776	108	405	59	.930

	G	IP	H	GS	CG	W	L	SO	BB	Sh	Sv	ERA	HB	WP	HR
Ed Beatin	54	474.1	518	54	53	22	30	155	186	1	0	3.83	15	17	11
Jack Wadsworth	20	169.2	202	19	19	2	16	26	81	0	0	5.20	6	12	6
Cy Young	17	147.2	145	16	16	9	7	39	30	0	0	3.47	8	7	6
Ezra Lincoln (1)	15	118	157	15	13	3	11	22	53	0	0	4.42	1	6	1
Leon Viau (2)	13	107	101	13	13	4	9	30	42	1	0	3.36	5	3	4
Bill Garfield	9	70	91	8	7	1	7	16	35	0	0	4.89	8	2	3
Edgar Smith	6	44	42	6	5	1	4	11	10	0	0	4.30	1	1	1
Bob Gilks	4	31.2	34	3	3	2	2	5	9	0	0	4.26	4	1	0
Charlie Parsons	2	9	12	1	0	0	1	2	6	0	0	6.00	4	0	0
Vince Dailey	2	7	12	1	0	0	1	0	7	0	0	7.71	0	0	0
Tom Dowse	1	5	6	0	0	0	0	0	1	0	0	5.40	0	0	0
Joe Sommer (1)	1	1	2	0	0	0	0	0	2	0	0	0.00	0	0	1
		1184.1	1322	136	129	44	88	306	462	2	0	4.13	52	49	33

PITTSBURGH**Guy Hecker**

Recreation Park

	G	AB	H	R	2B	3B	HR	RBI	BB	SB	SO	HBP	BA	SA	OBP
3B Doggie Miller	138	549	150	85	24	3	4	66	68	32	11	4	.273	.350	.357
2B Sam LaRoque	111	435	105	59	20	4	1	40	35	47	29	12	.242	.313	.316
CF/UT Tun Berger	101	391	104	64	18	4	0	40	35	11	23	7	.266	.332	.337
RF Billy Sunday (1)	86	358	92	58	9	2	1	33	32	56	20	5	.257	.302	.327
C Harry Decker (2)	92	354	97	52	14	3	5	38	26	8	36	0	.274	.373	.324
1B Guy Hecker	86	340	77	43	13	9	0	38	19	13	17	9	.226	.318	.285
UT Bill Wilson	83	304	65	30	11	3	0	21	22	5	50	2	.214	.270	.271
Sub Fred Roat	57	215	48	18	2	0	2	17	16	7	22	3	.223	.260	.286
LF John Kelty	59	207	49	24	10	2	1	27	22	10	42	4	.237	.319	.322
SS Ed Sales	51	189	43	19	7	3	1	23	16	3	15	3	.228	.312	.298
Sub Fred Osborne	43	168	40	24	8	3	1	14	6	0	18	1	.238	.339	.269
Sub Mike Jordan	37	125	12	8	1	0	0	6	15	5	19	3	.096	.104	.210
Sub Eddie Burke (1)	31	124	26	17	5	2	1	7	14	6	9	1	.210	.306	.295
Sub Paul Hines (1)	31	121	22	11	1	0	0	9	11	6	7	1	.182	.190	.256
Sub Sam Crane (2)	22	82	16	3	3	0	0	3	0	5	7	1	.195	.232	.205
Sub Ducky Hemp (1)	21	81	19	9	0	2	0	4	8	3	12	1	.235	.284	.311
P Kirtley Baker	25	68	10	6	0	0	0	0	10	1	6	2	.147	.147	.275
Sub Fred Dunlap (2)	17	64	11	9	1	1	0	3	7	2	6	1	.172	.219	.264
Sub Pop Lytle (2)	15	55	8	2	1	0	0	0	8	0	9	0	.145	.164	.254
P Bill Sowders	17	50	9	3	0	0	0	4	2	1	7	0	.180	.180	.212
Sub Henry Youngman	13	47	6	6	1	1	0	4	6	1	9	0	.128	.191	.226
P Bill Phillips	14	46	11	6	2	0	0	2	3	0	13	0	.239	.283	.286
P Charlie Heard	12	43	8	2	2	0	0	0	1	0	15	0	.186	.233	.205
P Dave Anderson (2)	13	42	3	4	0	0	0	0	1	0	10	2	.071	.071	.133
P Billy Gumbert	10	37	9	8	3	0	1	7	2	1	5	1	.243	.405	.300
P Sumner Bowman (2)	11	36	10	7	1	0	0	3	4	0	5	0	.278	.306	.350
P Crazy Schmit	11	33	2	4	0	0	0	0	5	2	8	1	.061	.061	.205
Sub Peekaboo Veach (2)	8	30	9	6	1	1	2	5	8	0	3	0	.300	.600	.447
P Bill Day (2)	6	23	1	1	0	0	0	2	0	0	2	0	.043	.043	.043
P Phenomenal Smith (2)	5	17	7	3	0	0	0	3	1	0	2	1	.412	.412	.474
P Charlie Gray	5	15	3	1	1	0	0	3	0	0	5	0	.200	.267	.200
P Robert Gibson (2)	3	13	3	1	0	0	0	1	0	0	3	0	.231	.231	.231
P Pete Daniels	4	12	4	1	1	0	0	2	1	0	2	0	.333	.417	.385
P John Coleman	3	11	2	1	0	0	0	0	3	1	0	0	.182	.182	.357
P Henry Jones	5	9	2	0	0	0	0	0	0	1	1	0	.222	.222	.222
Sub Harry Gilbert	2	8	2	1	0	0	0	0	0	0	3	0	.250	.250	.250
Sub John Gilbert	2	8	0	0	0	0	0	0	0	0	2	0	.000	.000	.000
P Duke Esper (2)	2	7	1	0	0	0	0	0	0	0	2	0	.143	.143	.143
Sub Phil Routcliffe	1	4	1	1	0	0	0	1	0	1	0	1	.250	.250	.400
P Al Lawson (2)	2	4	0	0	0	0	0	0	0	0	2	0	.000	.000	.000
Sub Frank McGinn	1	4	0	0	0	0	0	0	0	0	2	0	.000	.000	.000
Sub Fred Truax	1	3	1	0	0	0	0	1	1	0	1	0	.333	.333	.500
Sub Reddy Gray (2)	1	3	0	0	0	0	0	0	0	0	1	0	.000	.000	.000
P George Ziegler	1	2	0	0	0	0	0	0	0	0	0	0	.000	.000	.000
P Fred Hayner	1	2	0	0	0	0	0	0	0	0	0	0	.000	.000	.000
Sub Ed Clements	1	1	0	0	0	0	0	0	0	0	0	0	.000	.000	.000
	138	4739	1088	597	160	43	20	427	408	208	458	66	.230	.294	.300

1B—Hecker 69, Wilson 18, Hines 17, Decker 16, Roat 9, Veach 8, LaRoque 2, Gumbert 1

2B—LaRoque 78, Dunlap 17, Crane 15, Lytle 8, Miller 6, Youngman 6, Berger 6, H. Gilbert 2, Decker 1

SS—Sales 51, Berger 33, LaRoque 31, Miller 13, Crane 7, J. Gilbert 2, Decker 1, Wilson 1, R. Gray 1, Clements 1

3B—Miller 88, Roat 44, Youngman 7, Berger 1

OF—Sunday 86, Kelty 59, Berger 41, Jordan 37, Osborne 35, Burke 31, Miller 25, Wilson 25, Hemp 21, Hines 14, Hecker 7, Lytle 7, Heard 6, Decker 4, Roat 4, Phillips 4, Gibson 2, Sowders 2, Bowman 2, Coleman 2, LaRoque 1, Truax 1, McGinn 1, Routcliffe 1

THE ANNUAL RECORD

C—Decker 70, Wilson 38, Berger 21, Miller 10

P—Baker 25, Sowders 15, Hecker 14, Anderson 13, Schmit 11, Gumbert 10, Phillips 10, Bowman 9, Osborne 8, Day 6, Heard 6, Smith 5, Jones 5, C. Gray 5, Daniels 4, Gibson 3, Esper 2, Coleman 2, Lawson 2, Hayner 1, Sunday 1, Ziegler 1

	Pos	G	TC	PO	A	DP	E	PB	FA
Miller	3B	88	400	127	213	18	60		.850
"	OF@	25	42	34	6	1	2		.952
"	SS	13	62	16	36	1	10		.839
"	C	10	60	38	17	1	5	5	.917
Sunday	RF	86	231	181	23	9*	27		.883
LaRoque	2B	78	509	227	244	32	38	—	.925
"	SS	31	160	48	76	2	36		.775
Decker	C	70	373	267	72	5	34	36	.909
"	1B	16	169	159	6	13	4		.976
Hecker	1B	69	666	610	31	26	25	—	.962
"	P	14	31	9	19	0	3		.903
Kelty	LF	59	118	100	6	1	12	—	.898
Sales	SS	51	271	85	151	10	35	—	.871
Roat	3B	44	196	64	102	9	30	—	.847
Berger	CF	41	91	72	11	1	8		.912
"	SS	33	192	62	104	8	26		.865
"	C	21	133	76	37	1	20	10	.850
Wilson	C	38	279	175	69	3	35	26	.875
"	LF@	25	77	54	8	3	15		.805
"	1B	18	194	178	8	15	8		.959
Jordan	CF@	37	75	62	9	0	4	—	.947
Osborne	RF@	35	87	64	8	0	15	—	.828
Burke	LF@	31	90	80	2	1	8	—	.911
Baker	P	25	49	11	32	2	6	—	.878
Hemp	CF@	21	45	34	5	3	6	—	.867
Hines	1B	17	184	166	13	8	5	—	.973
"	CF@	14	37	29	2	1	6		.838
Dunlap	2B	17	102	36	53	4	13	—	.873
Sowders	P	15	19	7	9	0	3	—	.842
Crane	2B	15	100	35	53	4	12	—	.880
Anderson	P	13	43	3	39	0	1	—	.977
Schmit	P	11	23	2	16	1	5	—	.783
Phillips	P	10	18	1	17	0	0	—	1.000
Gumbert	P	10	27	6	18	1	3	—	.889
		138	5826	3494	1723	94	607	77	.897

	G	IP	H	GS	CG	W	L	SO	BB	Sh	Sv	ERA	HB	WP	HR
Kirtley Baker	25	178.1	209	21	19	3	19	76	86	2	0	5.60	10	22	11
Guy Hecker	14	119.2	160	12	11	2	9	32	44	0	0	5.11	3	4	9
Dave Anderson (2)	13	108	116	13	13	2	11	41	49	0	0	4.67	7	4	2
Bill Sowders	15	106	117	11	9	3	8	30	24	0	0	4.42	2	7	1
Crazy Schmit	11	83.1	108	10	9	1	9	35	42	1	0	5.83	8	4	3
Bill Phillips	10	82	123	10	9	1	9	25	29	0	0	7.57	1	7	8
Billy Gumbert	10	79.1	96	10	8	4	6	18	31	0	0	5.22	8	2	0
Sumner Bowman (2)	9	70.2	100	7	6	2	5	22	50	0	0	6.62	11	15	2
Fred Osborne	8	58	82	5	5	0	5	14	45	0	0	8.38	7	16	6
Bill Day (2)	6	50	66	6	6	0	6	10	24	0	0	5.22	1	1	1
Charlie Heard	6	44	75	6	5	0	6	13	32	0	0	8.39	2	5	5
Phenomenal Smith (2)	5	44	39	5	5	1	3	15	13	0	0	3.07	1	4	0
Henry Jones	5	31	35	4	2	2	1	13	14	0	0	3.48	0	5	1
Charlie Gray	5	31	48	4	3	1	4	10	24	0	0	7.55	1	6	0
Pete Daniels	4	28	40	4	3	1	2	8	12	0	0	7.07	3	0	1
Duke Esper (2)	2	17	18	2	2	0	2	9	10	0	0	5.29	1	2	0
John Coleman	2	14	28	2	1	0	2	3	6	0	0	9.64	0	1	1

	G	IP	H	GS	CG	W	L	SO	BB	Sh	Sv	ERA	HB	WP	HR
Robert Gibson (2)	3	12	24	3	2	0	3	3	23	0	0	17.25	3	6	0
Al Lawson (2)	2	10	15	2	1	0	2	2	10	0	0	9.00	0	2	0
George Ziegler	1	6	12	1	0	0	1	1	0	0	0	10.50	0	2	0
Fred Hayner	1	4	7	0	0	0	0	1	5	0	0	13.50	0	0	1
Billy Sunday	1	0	2	0	0	0	0	0	0	0	0	—	0	0	0
	1176.1		1520	138	119	23	113	381	573	3	0	5.97	69	115	52

WORLD'S SERIES

Brooklyn (NL) tied Louisville (AA) 3 games to 3 with 1 tie game

- Game 1 at Eclipse Park (Lou), Oct. 17: Bro (Terry) 9, Lou (Stratton) 0
- Game 2 at Eclipse Park (Lou), Oct. 18: Bro (Lovett) 5, Lou (Daily) 3
- Game 3 at Eclipse Park (Lou), Oct. 20: Bro (Terry) 7, Lou (Meakim) 7
- Game 4 at Eclipse Park (Lou), Oct. 21: Lou (Ehret) 5, Bro (Terry) 4
- Game 5 at Washington Park (Bro), Oct. 25: Bro (Lovett) 7, Lou (Daily) 2
- Game 6 at Washington Park (Bro), Oct. 27: Lou (Stratton) 9, Bro (Terry) 8
- Game 7 at Washington Park, (Bro), Oct. 28: Lou (Ehret) 6, Bro (Lovett) 2

LOUISVILLE

	G	AB	H	R	2B	3B	HR	RBI	BB	SO	SB	BA	SA
1B Harry Taylor	7	30	9	6	1	0	0	2	2	3	3	.300	.333
CF Buck Weaver	7	27	7	4	1	0	0	4	1	2	5	.259	.296
SS/3B Harry Raymond	7	27	4	5	1	1	0	1	2	5	1	.148	.185
LF Charlie Hamburg	7	26	7	3	1	0	0	2	0	3	0	.269	.308
3B/RF Jimmy Wolf	7	25	9	4	3	1	0	8	3	0	2	.360	.560
2B Tim Shinnick	7	24	7	3	1	1	0	3	2	2	2	.292	.417
RF/P Ed Daily	6	22	3	1	1	1	0	3	1	2	2	.136	.272
C Jack Ryan	6	19	1	0	0	0	0	2	0	1	1	.053	.053
P/RF Scott Stratton	4	9	2	4	1	0	0	0	2	1	3	.222	.333
P Red Ehret	3	7	3	1	0	1	0	0	0	0	0	.429	.571
SS Phil Tomney	2	5	1	1	0	0	0	0	3	1	0	.200	.200
C Pete Weckbecker	1	4	0	0	0	0	0	0	0	1	0	.000	.000
C Ned Bligh	2	3	0	0	0	0	0	0	0	1	0	.000	.000
P George Meakim	1	2	1	0	0	0	0	0	0	0	0	.500	.500
	7	230	54	32	10	5	0	25	16	22	19	.235	.322

	G	IP	H	GS	CG	W	L	SO	BB	Sh	Sv	ERA
Red Ehret	3	20	12	2	2	2	0	13	6	0	1	1.35
Scott Stratton	3	19	26	3	1	1	1	8	4	0	0	2.36
Ed Daily	2	17	12	2	2	0	2	5	8	0	0	2.65
George Meakim	1	4	6	0	0	0	0	1	1	0	0	0.00
		60	56	7	5	3	3	27	19	0	1	1.95

BROOKLYN

	G	AB	H	R	2B	3B	HR	RBI	BB	SO	SB	BA	SA
1B/OF Dave Foutz	7	30	9	6	2	1	0	4	0	1	1	.300	.433
2B Hub Collins	7	29	9	7	0	1	0	1	3	0	2	.310	.379
SS Germany Smith	7	29	8	3	0	2	0	7	0	3	1	.276	.414
RF/3B Oyster Burns	7	27	6	6	2	0	1	5	3	4	0	.222	.407
LF Darby O'Brien	6	24	3	3	0	1	0	3	1	5	3	.125	.208
C/1B Tom Daly	6	22	4	1	2	0	0	3	0	4	2	.182	.273

THE ANNUAL RECORD

	G	AB	H	R	2B	3B	HR	RBI	BB	SO	SB	BA	SA
P/OF Bill Terry	6	20	5	1	1	0	0	0	6	3	1	.250	.300
CF Patsy Donovan	5	17	8	5	1	0	0	3	2	1	3	.471	.529
P/OF Tom Lovett	5	15	1	0	0	0	0	0	0	4	0	.067	.067
3B George Pinkney	4	14	5	4	0	2	0	3	2	1	1	.357	.643
RF Bob Caruthers	2	6	0	0	0	0	0	0	2	0	0	.000	.000
C Doc Bushong	2	6	0	0	0	0	0	0	0	1	0	.000	.000
C Bob Clark	1	3	2	2	0	1	0	1	0	0	0	.667	1.333

7 242 56 42 8 8 1 30 19 27 14 .231 .343

	G	IP	H	GS	CG	W	L	SO	BB	Sh	Sv	ERA
Tom Lovett	4	35	29	4	4	2	2	14	6	0	0	2.83
Bill Terry	3	25	25	3	3	1	1	8	19	1	0	3.60
		60	54	7	7	3	3	22	16	1	0	3.15

AMERICAN ASSOCIATION

	G	W	L	Pct	H	R	GB	Attendance
1. Louisville Cyclones	136	88	44	.667	57-13	31-31	—	206,200
2. Columbus Solons	140	79	55	.590	47-22	32-33	10	85,000
3. St. Louis Browns	139	78	58	.574	45-25	33-33	12	105,000
4. Toledo Maumees	134	68	64	.515	40-27	28-37	20	70,000
5. Rochester Hop Bitters	133	63	63	.500	40-22	23-41	22	82,000
@ Baltimore Orioles	38	15	19	.441	8-11	7-8	24	34,000
6. Syracuse Stars	128	55	72	.433	30-30	25-42	30.5	50,000
7. Philadelphia Athletics	132	54	78	.409	36-36	18-42	34	134,000
8. Brooklyn Gladiators	100	26	73	.263	15-22	11-51	45.5	37,000

@ Did not play enough games to qualify for the pennant

	Lou	Col	StL	Tol	Roc	Bal	Syr	Phi	Bro	Tot
Louisville	—	8	9	14	11	2	14	17	13	88
Columbus	10	—	12	13	10	4	10	11	9	79
St. Louis	11	8	—	9	12	5	10	13	10	78
Toledo	6	7	7	—	11	3	11	14	9	68
Rochester	6	9	8	6	—	1	11	12	10	63
Baltimore	1	2	2	2	5	00	1	2	*	15
Syracuse	5	7	9	9	4	2	—	7	12	55
Philadelphia	3	9	7	6	7	2	10	—	10	54
Brooklyn	2	5	4	5	3	*	5	2	—	26
	44	55	58	64	63	19	72	78	72	526

* Teams did not meet one another

SEASON LEADERS**Batting Average (350 ABs)**

1. Wolf, Louisville	.363
2. D. Lyons, Philadelphia	.354
3. McCarthy, St. Louis	.350
4. S. Johnson, Columbus	.346
5. Childs, Syracuse	.345

Slugging Average

1. D. Lyons, Philadelphia	.531
2. Childs, Syracuse	.481
3. Wolf, Louisville	.479
4. McCarthy, St. Louis	.467
5. S. Johnson, Columbus	.461

On-Base Percentage

1. D. Lyons, Philadelphia	.461
2. Swartwood, Toledo	.444
3. Childs, Syracuse	.434
4. McCarthy, St. Louis	.430
5. Wright, Syracuse	.428

Total Bases

1. Wolf, Louisville	260
2. McCarthy, St. Louis	256
3. S. Johnson, Columbus	248
4. Childs, Syracuse	237
5. Werden, Toledo	227

Home Runs

1. Campau, St. Louis	9
2. Cartwright, St. Louis	8
3. Stivetts, St. Louis	7
D. Lyons, Philadelphia	7
5. Werden, Toledo	6
McCarthy, St. Louis	6

RBI

1. S. Johnson, Columbus	113
2. Wolf, Louisville	98
3. Childs, Syracuse	89
4. Knowles, Rochester	84
5. Shinnick, Louisville	82

Hits

1. Wolf, Louisville	197
2. McCarthy, St. Louis	192
3. S. Johnson, Columbus	186
4. Childs, Syracuse	170
5. Taylor, Louisville	169

Runs

1. McTamany, Columbus	140
2. McCarthy, St. Louis	137
3. Fuller, St. Louis	118
4. Sneed, Toledo-Columbus	117
5. Welch, Philadelphia-Balt.	116

Bases on Balls

1. McTamany, Columbus	112
2. Crooks, Columbus	96
3. Swartwood, Toledo	80
4. Scheffler, Rochester	78
Werden, Toledo	78

Stolen Bases

1. McCarthy, St. Louis	83
2. Scheffler, Rochester	77
3. Van Dyke, Toledo	73
4. Welch, Philadelphia-Balt	72
5. E. Daily, Brooklyn-Louis	62
Shinnick, Louisville	62

Hit By Pitch

1. Welch, Philadelphia-Balt	34
2. Roseman, StL-Louisville	29
3. Swartwood, Toledo	17
4. Scheffler, Rochester	14
5. Werden, Toledo	13

OPS

1. D. Lyons, Philadelphia	.992
2. Childs, Syracuse	.915
3. Wolf, Louisville	.900
4. McCarthy, St. Louis	.898
5. Swartwood, Toledo	.887

PITCHING**Wins**

1. McMahon, Phila-Baltimore	36
2. Stratton, Louisville	34
3. Gastright, Columbus	30
4. Barr, Rochester	28
5. Stivetts, St. Louis	27

Losses

1. Barr, Rochester	24
J. Keefe, Syracuse	24
3. McCullough, Brook-Syr	23
4. Casey, Syracuse	22
5. Four with	21

Innings

1. McMahon, Phila-Baltimore	509
2. Barr, Rochester	493.1
3. Stratton, Louisville	431
4. Stivetts, St. Louis	419.1
5. Gastright, Columbus	401.1

Complete Games

1. McMahon, Phila-Baltimore	55
2. Barr, Rochester	52
3. Stratton, Louisville	44
Healy, Toledo	44
5. Gastright, Columbus	41
Stivetts, St. Louis	41

Strikeouts

1. McMahon, Phila-Baltimore	291
2. Stivetts, St. Louis	289
3. Ramsey, St. Louis	257
4. Healy, Toledo	225
5. Barr, Rochester	209

Winning Percentage (22 decisions)

1. Stratton, Louisville	.708
2. Gastright, Columbus	.682
Chamberlain, StL-Col	.682
4. Ehret, Louisville	.641
5. McMahon, Phila-Balt	.632

ERA (140 Innings)

1. Stratton, Louisville	2.36
2. Ehret, Louisville	2.53
3. Knauss, Columbus	2.81
4. Chamberlain, StL-Col	2.83
5. Healy, Toledo	2.89

Lowest OOBP

1. Stratton, Louisville	.270
2. Gastright, Columbus	.282
3. Knauss, Columbus	.290
4. Healy, Toledo	.293
5. Ehret, Louisville	.296
Ramsey, St. Louis	.296

Lowest OBA

1. Knauss, Columbus	.202
2. Gastright, Columbus	.208
3. Easton, Columbus	.220
Chamberlain, StL-Col	.220
5. Healy, Toledo	.221

FIELDING**Putouts**

1B	
Lehane, Columbus	1430
Taylor, Louisville	1301
Werden, Toledo	1178

Assists

Lehane, Columbus	73
Werden, Toledo	59
J. O'Brien, Philadelphia	52

Fielding Average

Lehane, Columbus	.9823
Taylor, Louisville	.9818
J. O'Brien, Philadelphia	.976

2B

Gerhardt, Brooklyn-St Louis	409
Childs, Syracuse	372
Crooks, Columbus	348

Gerhardt, Brooklyn-St Louis	403
Nicholson, Toledo	385
Childs, Syracuse	367

Gerhardt, Brooklyn-St Louis	.940
Crooks, Columbus	.938
Nicholson, Toledo	.929

THE ANNUAL RECORD

Putouts		Assists		Fielding Average	
3B					
C. Reilly, Columbus	205	C. Reilly, Columbus	354	D. Lyons, Philadelphia	.909
Alvord, Toledo	203	Knowles, Rochester	303	C. Reilly, Columbus	.893
Raymond	182	Alvord, Toledo	252	Knowles, Rochester	.881
SS					
Scheibeck, Toledo	282	Scheibeck, Toledo	412	B. McLaughlin, Syracuse	.9021
S. Fuller, St. Louis	222	Tomney, Louisville	406	Tomney, Louisville	.9015
Tomney, Louisville	180	S. Fuller, St. Louis	389	Conroy, Philadelphia	.893
RF					
Swartwood, Toledo	224	Scheffler, Rochester	29	O. Shaffer, Philadelphia	.958
Wolf, Louisville	199	Sneed, Toledo-Columbus	25	Wolf, Louisville	.939
Scheffler, Rochester	196	Swartwood, Toledo	23	Swartwood, Toledo	.925
CF					
Welch, Philadelphia-Balt	260	Welch, Philadelphia-Balt	26	W. Tebeau, Toledo	.951
Peltz, Brook-Syr-Toledo	239	Weaver, Louisville	23	McTamany, Columbus	.940
McTamany, Columbus	232	Peltz, Brook-Syr-Toledo	23	Weaver, Louisville	.933
LF					
H. Lyons, Rochester	264	H. Lyons, Rochester	25	Purcell, Philadelphia	.949
Simon, Brooklyn-Syracuse	238	Simon, Brooklyn-Syracuse	19	Simon, Brooklyn-Syracuse	.948
Hamburg, Louisville	229	Ely, Syracuse	18	Hamburg, Louisville	.946
C					
O'Connor, Columbus	539	Sage, Toledo	153	O'Connor, Columbus	.962
W. Robinson, Phila-Balt	495	Jack Ryan, Louisville	148	Sage, Toledo	.948
Munyan, St. Louis	452	O'Connor, Columbus	146	Munyan, St. Louis	.939
P					
McMahon, Phila-Baltimore	31	McMahon, Phila-Baltimore	139	Stratton, Louisville	.977
Daily-Brooklyn-Louisville	26	Barr, Rochester	111	J. Keefe, Syracuse	.955
Healy, Toledo	24	Stratton, Louisville	111	F. Smith, Toledo	.943
Stivetts, St. Louis	24				
Double Plays		Errors		TC/Game	
1B					
Lehane, Columbus	80	Werden, Toledo	35	Taylor, Louisville	11.7
B. O'Brien, Brooklyn	66	McQuery, Syracuse	34	B. O'Brien, Brooklyn	11.2
McQuery, Syracuse	63	B. O'Brien, Brooklyn	29	Lehane, Columbus	10.9
2B					
Gerhardt, Brooklyn-St Louis	70	Greenwood, Rochester	59	Gerhardt, Brooklyn-St Louis	7.3
Childs, Syracuse	59	Childs, Syracuse	57	Childs, Syracuse	6.4
Greenwood, Rochester	59	Three with	52	Greenwood, Rochester	6.0
3B					
C. Reilly, Columbus	26	Alvord, Toledo	67	C. Reilly, Columbus	4.6
Knowles, Rochester	19	Reilly, Columbus	67	Alvord, Toledo	4.5
Raymond, Louisville	18	Knowles, Rochester	63	D. Lyons, Philadelphia	4.4
SS					
Fuller, St. Louis	39	Scheibeck, Toledo	92	Tomney, Louisville	6.0
Scheibeck, Toledo	35	Fuller, St. Louis	91	Scheibeck, Toledo	5.9
Tomney, Louisville	31	Tomney, Louisville	64	Conroy, Philadelphia	5.7
RF					
Scheffler, Rochester	6	Sneed, Toledo-Columbus	26	Swartwood, Toledo	2.12
Shaffer, Philadelphia	6	Scheffler, Rochester	22	Scheffler, Rochester	2.08
Sneed, Toledo-Columbus	6	McCarthy, St. Louis	21	McCarthy, St. Louis	2.0

Double Plays		Errors		TC/Game	
CF					
Welch, Philadelphia-Baltimore	9	Peltz, Brook-Syr-Toledo	29	Welch, Philadelphia-Baltimore	2.6
McTamany, Columbus	8	S. Griffin, Rochester	28	Peltz, Brook-Syr-Toledo	2.4
Duffee, St. Louis	8	Welch, Philadelphia-Baltimore	23	R. Wright, Syracuse	2.3
Peltz, Brook-Syr-Toledo	8				
LF					
Simon, Brook-Syracuse	5	H. Lyons, Rochester	25	H. Lyons, Rochester	2.4
H. Lyons, Rochester	4	Ely, Syracuse	18	Simon, Brook-Syracuse	2.1
Three with	3	Van Dyke, Toledo	16	Hamburg, Louisville	1.94
C					
O'Connor, Columbus	13	Jack Ryan, Louisville	41	McGuire, Rochester	7.32
W. Robinson, Phila-Baltimore	12	W. Robinson, Phila-Baltimore	40	Munyan, St. Louis	7.28
McGuire, Rochester	9	Munyan, St. Louis	37	W. Robinson, Phila-Baltimore	7.0

Passed Ball Leaders: O'Connor, Columbus (58); Ryan, Louisville (56); Rogers, Toledo (39)

P					
McMahon, Phila-Baltimore	7	Ramsey, St. Louis	16	E. Daily, Brook-Louisville	3.05
Calihan, Rochester	6	Casey, Syracuse	14	McMahon, Phila-Baltimore	3.02
Casey, Syracuse	4	Healy, Toledo	14	Stratton, Louisville	2.64

LOUISVILLE

Jack Chapman

Eclipse Park I

	G	AB	H	R	2B	3B	HR	RBI	BB	SB	HBP	BA	SA	OBP
CF Buck Weaver	130	557	161	101	27	9	3	67	29	45	8	.289	.386	.333
1B Harry Taylor	134	553	169	115	7	7	0	53	68	45	1	.306	.344	.383
RF Jimmy Wolf	134	543	197	100	29	11	4	98	43	46	12	.363	.479	.421
3B Harry Raymond	123	521	135	91	7	4	2	51	22	18	3	.259	.299	.293
2B Tim Shinnick	133	493	126	87	16	11	1	82	62	62	8	.256	.339	.348
LF Charlie Hamburg	133	485	132	93	22	2	3	77	69	46	6	.272	.344	.370
SS Phil Tomney	108	386	107	72	21	7	1	58	43	27	5	.277	.376	.357
C Jack Ryan	93	337	73	43	16	4	0	35	12	6	0	.217	.288	.244
P Scott Stratton	55	189	61	29	3	5	0	24	16	8	3	.323	.392	.385
P Red Ehret	43	146	31	11	2	1	0	10	1	1	0	.212	.240	.218
Sub Pete Weckbecker	32	101	24	17	1	0	0	11	8	7	1	.238	.248	.300
P Ed Daily (3)	23	80	20	24	0	2	0	9	13	13	0	.250	.300	.355
Sub Ned Bligh (2)	24	73	15	9	0	0	1	9	9	1	0	.205	.247	.293
P George Meakim	29	72	11	6	0	0	0	6	8	8	3	.153	.153	.265
P Herb Goodall	19	45	19	10	2	0	0	5	1	0	2	.422	.467	.458
Sub Dan Phelan	8	32	8	4	1	1	0	4	0	1	0	.250	.344	.250
Sub Dan O'Connor	6	26	12	3	1	1	0	5	1	5	0	.462	.577	.481
Sub Henry Easterday (3)	7	24	2	2	0	0	0	1	2	1	1	.083	.083	.185
P Mickey Jones	3	9	4	1	0	0	0	2	2	0	0	.444	.444	.545
Sub Chief Roseman (2)	2	8	2	0	0	0	0	0	0	0	0	.250	.250	.250
Sub Pete Sweeney (2)	2	7	1	1	1	0	0	1	1	1	0	.143	.286	.250
	136	4687	1310	819	156	65	15	608	410	341	53	.279	.350	.344

1B—Taylor 118, Phelan 8, O'Connor 6, Roseman 2, Ryan 1

2B—Shinnick 130, Taylor 4

SS—Tomney 108, Taylor 12, Easterday 6, Raymond 4, Sweeney 2, Weaver 2, Ryan 1

3B—Raymond 119, Wolf 12, Shinnick 3, Weaver 1, Easterday 1

OF—Hamburg 133, Weaver 127, Wolf 123, Daily 11, Stratton 5, Ryan 3, Meakim 1, Goodall 1

C—Ryan 89, Weckbecker 32, Bligh 24, Taylor 1

P—Stratton 50, Ehret 43, Meakim 28, Goodall 18, Daily 12, Jones 3

THE ANNUAL RECORD

	Pos	G	TC	PO	A	DP	E	PB	FA
Hamburg	LF	133	259	229	16	3	14	—	.946
Shinnick	2B	130	691	288	351	42	52	—	.925
Weaver	CF	127	268	227	23	4	18	—	.933
Wolf	RF	123	229	199	16	5	14	—	.939
"	3B	12	37	11	22	1	4	—	.892
Raymond	3B	119	484	182	241	18	61	—	.874
Taylor	1B	118	1377	1301	51	54	25	0	.982
Tomney	SS	108	650	180	406	31	64	—	.902
Ryan	C	89	604	415	148	5	41	56	.932
Stratton	P	50	132	18	111	2	3	—	.977
Ehret	P	43	85	9	64	2	12	—	.859
Weckbecker	C	32	203	158	33	2	12	13	.941
Meakim	P	28	51	15	28	2	8	—	.843
Bligh	C	24	152	113	27	1	12	15	.921
Goodall	P	18	35	7	25	0	3	—	.914
Daily	P	12	40	6	31	1	3	—	.925
"	RF@	11	14	13	1	0	0	—	1.000
		136	5714	3613	1721	79	380	84	.934

	G	IP	H	GS	CG	W	L	SO	BB	Sh	Sv	ERA	HB	WP	HR
Scott Stratton	50	431	398	49	44	34	14	207	61	4	0	2.36	13	7	3
Red Ehret	43	359	351	38	35	25	14	174	79	4	2	2.53	17	11	4
George Meakim	29	192	173	21	16	12	7	123	63	3	1	2.91	5	19	4
Herb Goodall	18	109	94	13	8	8	5	46	51	1	4	3.39	10	6	3
Ed Daily (3)	12	93	83	10	9	6	3	31	30	1	0	1.94	4	4	2
Mickey Jones	3	22	21	3	2	2	0	6	9	0	0	3.27	0	0	2
—1 forfeit W vs St. Louis on Apr. 20; 1 forfeit L vs Syracuse on Aug. 3—															
		1206	1120	134	114	87	43	587	293	13	7	2.57	49	47	18

COLUMBUS

Al Buckenberger

Recreation Park II

	G	AB	H	R	2B	3B	HR	RBI	BB	SB	HBP	BA	SA	OBP	
LF Ralph Johnson	135	538	186	106	23	18	1	113	48	43	10	.346	.461	.409	
3B Charlie Reilly	137	530	141	75	23	3	4	77	35	43	6	.266	.343	.319	
1B Mike Lehane	140	512	108	54	19	5	0	56	43	13	3	.211	.268	.276	
2B Jack Crooks	135	485	107	86	5	4	1	62	96	57	7	.221	.254	.357	
RF Jack Sneed (2)	128	484	141	114	13	15	2	65	63	39	9	.291	.393	.383	
CF Jim McTamany	125	466	120	140	27	7	1	48	112	43	4	.258	.352	.405	
C Jack O'Connor	121	457	148	89	14	10	2	66	38	29	1	.324	.411	.377	
Sub Jack Doyle	77	298	80	47	17	7	2	44	13	27	0	.268	.393	.299	
SS Henry Easterday (1)	58	197	31	25	5	1	1	17	23	5	1	.157	.208	.249	
SS Bobby Wheelock	52	190	45	24	6	1	1	16	25	34	0	.237	.295	.326	
P Hank Gastright	48	169	36	18	2	2	0	21	13	1	1	.213	.249	.273	
P Jack Easton	41	107	19	14	0	2	0	6	10	6	2	.178	.215	.261	
P Frank Knauss	37	106	24	18	0	2	1	14	12	6	1	.226	.292	.311	
P Icebox Chamberlain (2)	25	65	15	8	3	0	0	4	7	2	0	.231	.277	.306	
Sub Sam Nicholl	14	56	9	7	0	0	0	4	2	3	0	.161	.161	.190	
P Bill Widner	13	41	8	3	0	0	0	2	2	2	0	.195	.195	.333	
Sub Ned Bligh (1)	8	29	6	2	2	0	0	5	2	0	0	.207	.276	.258	
Sub Jack Munyan (1)	2	7	1	1	0	0	0	0	0	0	1	.143	.143	.250	
P Al Mays	1	3	0	0	0	0	0	0	1	0	0	.000	.000	.250	
P Buck Ford (1)	1	1	0	0	0	0	0	0	0	0	0	.000	.000	.000	
		140	4741	1225	831	159	77	16	620	545	353	46	.258	.335	.341

1B—Lehane 140

2B—Crooks 133, Doyle 6, O'Connor 2, Reilly 1, Easton 1

SS—Easterday 58, Wheelock 52, Doyle 25, O'Connor 8, Sneed 2, Easton 2

3B—Reilly 136, Doyle 3, Crooks 2, O'Connor 1

OF—Johnson 135, Sneed 126, McTamany 125, Nicholl 14, Doyle 9, O'Connor 9, Munyan 2, Easton 2, Crooks 1

C—O'Connor 106, Doyle 38, Bligh 8

P—Gastright 48, Easton 37, Knauss 37, Chamberlain 25, Widner 13, Mays 1, Ford 1

	Pos	G	TC	PO	A	DP	E	PB	FA
Lehane	1B	140	1530	1430	73	80	27	—	.982
Reilly	3B	136	626	205	354	26	67	—	.893
Johnson	LF	135	190	164	12	1	14	—	.926
Crooks	2B	133	739	348	345	57	46	—	.938
Sneed	RF	126	205	161	20	5	24	—	.883
McTamany	CF	125	265	232	17	8	16	—	.940
O'Connor	C	106	712	539	146	13	27	58	.962
Easterday	SS	58	323	82	202	20	39	—	.879
Wheelock	SS	52	287	92	162	33	12	—	.885
Gastright	P	48	72	12	55	2	5	—	.931
Doyle	C	38	256	177	51	7	28	18	.891
"	SS	25	125	25	84	5	16	—	.872
Easton	P	37	76	12	52	3	12	—	.842
Knauss	P	37	62	9	48	1	5	—	.919
Chamberlain	P	25	35	6	25	0	4	—	.886
Nichol	CF@	14	31	23	5	2	3	—	.903
Widner	P	13	40	7	30	2	3	—	.931
		140	5787	3641	1745	101	396	90	.932

	G	IP	H	GS	CG	W	L	SO	BB	Sh	Sv	ERA	HB	WP	HR
Hank Gastright	48	401.1	312	45	41	30	14	199	135	4	0	2.94	18	31	8
Frank Knauss	37	275.2	206	34	28	17	12	148	106	3	2	2.81	21	17	3
Jack Easton	37	255.2	213	29	23	15	14	147	125	0	1	3.52	20	25	4
Icebox Chamberlain (2)	25	175	128	21	19	12	6	114	70	6*	0	2.21	8	7	2
Bill Widner	13	96	103	10	8	4	8	14	24	1	0	3.28	3	3	3
Al Mays	1	9	14	1	1	0	1	2	8	0	0	8.00	1	1	0
Buck Ford (1)	1	2	0	0	0	0	0	0	3	0	0	0.00	0	0	0
—1 forfeit W vs Brooklyn on July 27 when Brooklyn quit play despite being ahead 13-8—															
	1214.2	976	140	120	78	75	624	471	14	3	2.99	71	84	20	

ST. LOUIS

Tommy McCarthy (15-12) Chief Roseman (7-8) John Kerins (9-8)

Count Campau (27-14) Joe Gerhardt (20-16)

Sportsman's Park I

	G	AB	H	R	2B	3B	HR	RBI	BB	SB	HBP	BA	SA	OBP
RF Tommy McCarthy	133	548	192	137	28	9	6	69	66	83	11	.350	.467	.430
SS Shorty Fuller	130	526	146	118	9	9	1	40	73	60	11	.278	.335	.377
CF Charlie Duffee	98	378	104	68	11	7	3	54	37	20	3	.275	.365	.344
C Jack Munyan (2)	96	342	91	61	15	7	4	42	32	11	7	.266	.386	.341
LF Count Campau	75	314	101	68	9	12	9	75	26	36	0	.322	.513	.374
Sub Chief Roseman (1)	80	302	103	47	26	0	2	58	30	7	29	.341	.447	.449
1B Ed Cartwright	75	300	90	70	12	4	8	60	29	26	3	.300	.447	.367
2B Bill Higgins (1)	67	258	65	39	6	2	0	35	24	7	0	.252	.291	.316
Sub Tom Gettinger	58	227	54	31	7	5	3	30	20	8	1	.238	.352	.302
P Jack Stivetts	67	226	65	36	15	6	7	43	16	2	1	.288	.500	.327
3B Pete Sweeney (1)	49	190	34	23	3	2	0	10	17	8	7	.179	.216	.271

THE ANNUAL RECORD

	G	AB	H	R	2B	3B	HR	RBI	BB	SB	HBP	BA	SA	OBP
P Toad Ramsey	44	145	33	17	6	1	0	11	5	0	3	.228	.283	.268
Sub Joe Gerhardt (2)	37	125	32	15	0	0	1	11	9	5	3	.256	.280	.321
Sub Jake Wells	30	105	25	17	3	0	0	12	10	1	5	.238	.267	.333
Sub Dusty Miller	26	96	21	17	5	3	1	10	8	4	0	.219	.365	.279
P Bob Hart	27	78	15	7	1	0	1	8	9	1	2	.192	.244	.292
Sub Billy Earle	22	73	17	16	3	1	0	12	7	6	2	.233	.301	.317
Sub Jumbo Davis (1)	21	71	18	8	3	1	0	13	9	5	0	.254	.324	.338
Sub Billy Klusman	15	65	18	9	4	1	1	11	1	1	0	.277	.415	.288
Sub John Kerins	18	63	8	8	2	0	0	3	8	2	0	.127	.159	.225
Sub Pat Hartnett	14	53	10	6	2	1	0	4	6	1	1	.189	.264	.283
Sub Mike Trost	17	51	13	10	2	0	1	7	6	4	1	.255	.353	.345
P Bill Whitrock	16	48	7	7	3	0	0	3	2	0	0	.146	.208	.180
Sub Jim Donnelly	11	42	14	11	0	0	0	3	8	5	1	.333	.333	.451
Sub Joe Herr	12	41	9	5	2	1	0	1	5	2	3	.220	.317	.347
P Joe Neale	11	30	2	4	0	0	0	1	3	0	0	.067	.067	.152
Sub Billy Kane	8	25	5	3	0	0	0	2	2	0	0	.200	.200	.259
Sub Dad Meek	4	16	5	3	0	0	0	1	0	1	0	.313	.313	.313
P Icebox Chamberlain (1)	5	15	2	1	0	0	0	2	0	0	0	.133	.133	.133
Sub Gus Creely	4	15	0	0	0	0	0	0	0	1	0	.000	.000	.000
Sub Ed Pabst (2)	4	14	2	1	0	1	0	0	0	0	0	.143	.286	.143
P George Nicol	3	7	2	4	1	0	0	1	4	0	0	.286	.429	.545
Sub Joe Burke	2	6	4	3	0	0	0	2	1	0	0	.667	.667	.750
Sub Jim Adams	1	4	1	0	0	0	0	0	0	0	0	.250	.250	.250
Sub Frank Millard	1	1	0	0	0	0	0	0	1	0	0	.000	.000	.500
	139	4800	1308	870	178	73	48	634	474	307	95	.273	.370	.350

1B—Cartwright 75, Roseman 22, Kerins 17, Hartnett 14, Kane 5, Stivetts 3, Sweeney 3, Campau 1
 2B—Higgins 67, Sweeney 23, Gerhardt 20, Klusman 15, Herr 7, Munyan 5, Earle 1, McCarthy 1, Millard 1
 SS—Fuller 130, Creely 4, Miller 3, Duffee 1, Munyan 1, Earle 1
 3B—Duffee 33, McCarthy 32, Sweeney 21, Davis 21, Gerhardt 17, Donnelly 11, Munyan 3, Burke 2, Earle 1, Campau 1, Herr 1
 OF—McCarthy 102, Campau 74, Duffee 66, Roseman 58, Gettinger 58, Miller 24, Stivetts 10, Munyan 7, Herr 4, Trost 4, Pabst 4, Wells 3, Earle 3, Sweeney 2, Neale 1, Whitrock 1, Hart 1
 C—Munyan 83, Wells 28, Earle 18, Trost 13, Meek 4, Kane 4, Kerins 1, Adams 1
 P—Stivetts 54, Ramsey 44, Hart 26, Whitrock 16, Neale 10, Chamberlain 5, Nicol 3

	Pos	G	TC	PO	A	DP	E	PB	FA
Fuller	SS	130	702	222	389	39	91	—	.870
McCarthy	RF	102	199	159	19	5	21	—	.894
"	3B	32	143	46	75	6	22	—	.846
Munyan	C	83	604	452	115	8	37	38	.939
Cartwright	1B	75	749	706	25	37	18	—	.976
Campau	LF	74	136	113	14	1	9	—	.934
Higgins	2B	67	391	168	204	34	19	—	.951
Duffee	CF	66	143	120	16	8	7	—	.951
"	3B	33	117	41	62	3	14	—	.880
Roseman	CF@	58	83	61	7	2	15	—	.819
"	1B	22	232	216	10	26	6	—	.974
Gettinger	LF@	58	79	62	8	1	9	—	.886
Stivetts	P	54	123	24	86	3	13	—	.894
"	LF@	10	22	16	3	2	3	—	.864
Ramsey	P	44	59	12	31	2	16	—	.729
Wells	C	28	220	164	43	3	13	5	.941
Hart	P	26	33	7	24	0	2	—	.939
Miller	RF@	24	47	33	8	3	6	—	.872
Sweeney	2B	23	142	61	64	7	17	—	.880
"	3B	21	84	40	28	3	16	—	.810
Davis	3B	21	104	23	53	2	28	—	.731

	Pos	G	TC	PO	A	DP	E	PB	FA
Gerhardt	2B	20	110*	50*	55*	5*	5	—	.955*
"	3B	17	59	18	37	3	4		.932
Earle	C	18	155	119	29	1	7	8	.955
Kerins	1B	17	186	170	10	12	6	0	.968
Whitrock	P	16	34	6	23	0	5	—	.853
Klusman	2B	15	67	16	44	3	7	—	.896
Hartnett	1B	14	152	140	5	2	7	—	.954
Trost	C	13	82	60	13	0	9	4	.890
Donnelly	3B	11	39	15	16	4	8	—	.795
Neale	P	10	9	3	6	0	0	—	1.000
		139	5664	3574	1612	93	478	60	.916

	G	IP	H	GS	CG	W	L	SO	BB	Sh	Sv	ERA	HB	WP	HR
Jack Stivetts	54	419.1	399	46	41	27	21	289	179	3	0	3.52	17	29	14
Toad Ramsey	44	348.2	325	40	34	24	17	257	102	1	0	3.69	8	28	10
Bob Hart	26	201.1	188	24	20	12	8	95	66	0	0	3.67	16	12	6
Bill Whitrock	16	105	104	11	10	5	6	39	40	0	1	3.51	7	13	2
Joe Neale	10	69	53	9	8	5	3	23	15	0	0	3.39	4	7	4
Icebox Chamberlain (1)	5	35	47	5	3	3	1	14	26	0*	0	5.91	0	8	1
George Nicol	3	17	11	3	2	2	1	16	19	0	0	4.76	2	1	1
—1 forfeit L vs Louisville on Apr. 20 when St. Louis refused to abide by umpire Connell's decision on a ball hit into the overflow outfield crowd—															
	1195.1	1127	138	118	78	58	733	447	4	1	3.67	54	98	38	

TOLEDO
Charlie Morton
 Speranza Park

	G	AB	H	R	2B	3B	HR	RBI	BB	SB	HBP	BA	SA	OBP
2B Parson Nicholson	134	523	140	78	16	11	4	72	42	46	9	.268	.363	.333
LF Bill Van Dyke	129	502	129	74	14	11	2	54	25	73	3	.257	.341	.296
1B Perry Werden	128	498	147	113	22	20	6	72	78	59	13	.295	.456	.404
3B Billy Alvord	116	495	135	69	13	16	2	52	22	21	0	.273	.376	.304
SS Frank Scheibeck	134	485	117	72	13	5	1	49	76	57	5	.241	.295	.350
RF Ed Swartwood	126	462	151	106	23	11	3	64	80	53	17	.327	.444	.444
CF White Wings Tebeau	94	381	102	71	16	10	1	36	51	55	3	.268	.370	.359
C Henry Sage	81	275	41	40	8	4	2	25	29	10	2	.149	.229	.235
P Charlie Sprague	55	199	47	25	5	6	1	19	16	10	3	.236	.337	.303
P John Healy	48	156	34	27	7	4	1	10	15	7	9	.218	.333	.322
P Ed Cushman	40	130	13	9	0	2	0	10	10	4	1	.100	.131	.170
P Fred Smith	38	126	21	11	7	1	0	10	8	4	1	.167	.238	.222
C Emmett Rogers	34	110	19	18	3	3	0	7	14	2	0	.173	.255	.266
Sub Tub Welch	35	108	31	15	3	1	1	14	8	7	4	.287	.361	.358
Sub Jack Peltz (3)	20	73	18	8	2	0	0	13	3	7	1	.247	.329	.286
Sub Jack Sneed (1)	9	30	6	3	0	0	0	4	8	5	0	.200	.200	.368
P Ed O'Neil (1)	2	9	0	0	0	0	0	0	0	0	0	.000	.000	.000
P Lan Abbott	3	7	1	0	0	1	0	1	0	1	0	.143	.429	.143
P Babe Doty	1	3	0	0	0	0	0	0	1	0	0	.000	.000	.250
Sub Floyd Ritter	1	3	0	0	0	0	0	0	0	0	0	.000	.000	.000
	134	4575	1152	739	152	108	24	512	486	421	71	.252	.348	.333

THE ANNUAL RECORD

1B—Werden 124, Welch 10, Healy 2
 2B—Nicholson 134, Van Dyke 2
 SS—Scheibeck 134
 3B—Alvord 116, Van Dyke 18
 OF—Swartwood 126, Van Dyke 110, Tebeau 94, Sprague 40, Peltz 20, Sneed 9, Werden 5, Smith 3, Sage 1, Rogers 1
 C—Sage 80, Rogers 34, Welch 25, Ritter 1, Nicholson 1, Van Dyke 1
 P—Healy 46, Cushman 40, Smith 35, Sprague 19, Abbott 3, O'Neil 2, Swartwood 1, Doty 1, Tebeau 1

	Pos	G	TC	PO	A	DP	E	PB	FA
Scheibeck	SS	134	786	282	412	35	92	—	.883
Nicholson	2B	134	731	294	385	45	52	0	.929
Swartwood	RF	126	267	224	23	2	20	—	.925
Werden	1B	124	1272	1178	59	57	35	—	.972
Alvord	3B	116	522	203	252	13	67	—	.872
Van Dyke	LF	110	205	172	17	0	16	3	.922
"	3B	18	76	29	33	3	14	—	.816
Tebeau	CF	94	206	182	14	1	10	—	.951
Sage	C	80	516	336	153	3	27	33	.948
Healy	P	46	100	24	62	2	14	—	.860
Sprague	CF@	40	65	53	5	1	7	—	.892
"	P	19	21	7	13	0	1	—	.952
Cushman	P	40	54	1	46	1	7	—	.870
Smith	P	35	87	13	69	1	5	—	.943
Rogers	C	34	262	190	52	3	20	39	.924
Welch	C	25	157	107	39	0	11	27	.930
"	1B	10	98	81	5	4	12	—	.878
Peltz	LF@	20	35	28	3	1	4*	—	.886
		134	5559	3476	1664	75	419	107	.925

	G	IP	H	GS	CG	W	L	SO	BB	Sh	Sv	ERA	HB	WP	HR
John Healy	46	389	346	46	44	22	21	225	127	2	0	2.89	24	24	4
Ed Cushman	40	315.2	326	38	34	17	21	125	107	0	1	4.19	10	9	6
Fred Smith	35	286	273	34	31	19	13	116	90	2	0	3.27	13	10	13
Charlie Sprague	19	122.2	111	12	9	9	5	59	78	0	0	3.89	18	18	0
Ed O'Neil (1)	2	16	27	2	2	0	1	2	13	0	0	7.88	0	2	0
Lan Abbott	3	13	19	1	1	0	2	1	8	0	1	6.23	1	3	0
Babe Doty	1	9	9	1	1	1	0	4	1	0	0	1.00	0	0	0
White Wings Tebeau	1	5	9	0	0	0	0	0	5	0	0	9.00	0	0	0
Ed Swartwood	1	3	2	0	0	0	0	1	0	0	0	3.00	0	0	0
—1 forfeit L vs Philadelphia on July 2 when Toledo quit with the score tied 5-5 —															
	1159.1	1122	134	122	68	63	533	429	4	2	3.56	66	66	23	

ROCHESTER

Pat Powers

Culver Field I

	G	AB	H	R	2B	3B	HR	RBI	BB	SB	HBP	BA	SA	OBP
LF Harry Lyons	133	584	152	83	11	11	3	58	27	47	1	.260	.332	.294
3B Jimmy Knowles	123	491	138	83	12	8	5	84	59	55	1	.281	.369	.359
RF Ted Scheffler	119	445	109	111	12	6	3	34	78	77	14	.245	.319	.374
2B Bill Greenwood	124	437	97	76	11	6	2	41	48	40	8	.222	.288	.310
CF Sandy Griffin	107	407	125	85	28	4	5	53	50	21	4	.307	.432	.388
C Deacon McGuire	87	331	99	46	14	4	4	53	21	8	8	.299	.408	.356
1B Tom O'Brien	73	273	52	36	6	5	0	31	30	6	1	.190	.249	.273
SS Marr Phillips	64	257	53	18	8	0	0	34	16	10	3	.206	.237	.261
C Dave McKeough	62	218	49	38	5	0	0	20	29	14	0	.225	.248	.316

	G	AB	H	R	2B	3B	HR	RBI	BB	SB	HBP	BA	SA	OBP
P Bob Barr	57	201	36	22	2	0	2	15	13	1	4	.179	.219	.243
Sub John Grim	50	192	51	30	6	9	2	34	7	14	2	.266	.422	.299
Sub Jim Field	52	188	38	30	7	5	4	25	21	8	8	.202	.356	.309
P Will Calihan	48	159	23	16	4	2	1	14	8	2	1	.145	.214	.190
Sub Leo Smith	35	112	21	11	1	3	0	11	14	1	1	.188	.250	.283
Sub Dan Burke (1)	32	102	22	14	1	0	0	9	17	2	1	.216	.225	.333
P Cannonball Titcomb	21	75	8	3	0	1	0	6	3	0	0	.107	.133	.141
P Bob Miller	15	40	6	3	1	0	0	2	3	0	0	.150	.175	.209
P John Fitzgerald	11	31	6	1	0	0	0	2	2	1	0	.194	.194	.242
P Henry Blauvelt	2	6	3	3	0	0	0	1	0	3	0	.500	.500	.500
Sub Phil Reccius	1	4	0	0	0	0	0	1	0	0	0	.000	.000	.000
	133	4553	1088	709	131	64	31	528	446	310	57	.239	.316	.315

1B—O'Brien 68, Field 51, McGuire 15, Grim 2, Burke 2

2B—Greenwood 123, O'Brien 8, Grim 4, McKeough 2, Titcomb 1, Griffin 1

SS—Phillips 64, Smith 35, Grim 21, McKeough 13, Greenwood 1

3B—Knowles 123, Grim 8, Lyons 2, McKeough 1, Titcomb 1

OF—Lyons 132, Scheffler 119, Griffin 107, Burke 29, Calihan 13, McGuire 3, Miller 3, Grim 3, Reccius 1

C—McGuire 71, McKeough 47, Grim 15, Burke 4, Scheffler 1, Lyons 1

P—Barr 57, Calihan 37, Titcomb 20, Miller 13, Fitzgerald 11, Field 2, Blauvelt 2, McGuire 1, Grim 1, Lyons 1

	Pos	G	TC	PO	A	DP	E	PB	FA
Lyons	LF	132	314	264	25	4	25	1	.920
Greenwood	2B	123	733	331	343	59	59	—	.920
Knowles	3B	123	528	162	305	19	63	—	.881
Scheffler	RF	119	247	196	29	6	22	0	.911
Griffin	CF	107	194	159	7	1	28	—	.856
McGuire	C	71	520	389	99	9	32	27	.938
"	1B	15	154	149	3	6	2	—	.987
O'Brien	1B	68	716	675	20	40	21	—	.971
Phillips	SS	64	352	101	222	24	29	—	.918
Barr	P	57	141	20	111	2	10	—	.929
Field	1B	51	516	486	12	24	18	—	.965
McKeough	C	47	282	186	76	4	20	17	.929
"	SS	13	62	16	37	3	9	—	.855
Calihan	P	37	94	14	71	6	9	—	.904
"	RF@	13	24	19	3	0	2	—	.917
Smith	SS	35	191	66	115	15	10	—	.948
Burke	CF@	29	39	29	7	1	3	0	.923
Grim	SS	21	114	42	55	8	17	—	.851
"	C	15	94	69	20	2	5	6	.947
Titcomb	P	21	36	5	24	0	7	—	.806
Miller	P	12	21	0	20	0	1	—	.952
Fitzgerald	P	11	25	3	21	0	1	—	.960
		133	5590	3476	1698	95	416	51	.926

	G	IP	H	GS	CG	W	L	SO	BB	Sh	Sv	ERA	HB	WP	HR
Bob Barr	57	493.1	458	54	52	28	24	209	219	3	0	3.25	14	28	7
Will Calihan	37	296.1	276	36	30	18	15	127	125	0	0	3.28	16	13	4
Cannonball Titcomb #	21	176.2	172	20	20	10	9	73	100	1	0	3.58	14	10	5
Bob Miller	12	84.1	85	11	10	3	7	20	23	0	1	4.59	3	5	3
John Fitzgerald	12	78	77	12	8	3	8	35	45	1	1	4.04	6	9	0
Henry Blauvelt	2	12.1	19	0	0	0	0	5	8	0	0	10.22	0	5	0
Jim Field	1	9.2	7	1	1	1	0	2	4	0	1	2.79	1	0	0
Deacon McGuire	1	4	10	0	0	0	0	1	1	0	0	6.75	0	1	0

THE ANNUAL RECORD

	G	IP	H	GS	CG	W	L	SO	BB	Sh	Sv	ERA	HB	WP	HR
Harry Lyons	1	3.2	8	0	0	0	0	2	1	0	0	12.27	0	2	0
John Grim	1	3.1	3	0	0	0	0	3	4	0	0	0.00	0	1	0
		1161.2	1115	133	121	63	63	477	530	5	2	3.56	54	74	19

No-hit game 7-0 vs Syracuse, September 15

BALTIMORE

Billy Barnie

Oriole Park II

	G	AB	H	R	2B	3B	HR	RBI	BB	SB	HBP	BA	SA	OBP
SS Irv Ray	38	139	50	28	6	2	1	20	15	11	3	.360	.453	.433
LF Joe Sommer (2)	38	129	33	13	4	2	0	23	13	10	0	.256	.318	.324
1B Tom Power	38	125	26	11	3	1	0	6	13	6	2	.208	.248	.293
3B Pete Gilbert	29	100	28	25	2	1	1	18	10	12	3	.280	.350	.363
RF Bill Johnson	24	95	28	15	2	3	0	6	7	8	1	.295	.379	.350
2B Reddy Mack	26	95	27	14	3	5	0	11	10	7	3	.284	.421	.370
CF Dan Long	21	77	12	19	0	0	0	2	14	16	2	.156	.156	.301
Sub Eddie Tate	19	71	13	7	1	1	0	6	4	3	6	.183	.225	.284
Sub Curt Welch (2)	19	68	9	16	4	0	0	5	9	8	2*	.132	.191	.253
C George Townsend	18	67	16	6	4	1	0	9	4	3	0	.239	.328	.282
P Les German	17	51	6	7	1	0	0	3	8	5	0	.118	.137	.237
Sub Wilbert Robinson (2)	14	48	13	7	1	0	0	4	3	1	0	.271	.292	.314
P Sadie McMahan (2)	12	39	4	4	0	0	0	1	1	2	0	.103	.103	.125
Sub Joe McGuckin	11	37	4	2	0	0	0	2	6	3	1	.108	.108	.250
Sub Belden Hill	9	30	5	3	2	0	0	2	3	6	3	.167	.233	.306
P Mike O'Rourke	8	26	3	5	1	0	0	1	5	0	0	.115	.154	.258
P Mike Morrison (2)	4	9	1	0	0	0	0	0	0	0	1	.111	.111	.200
P Norm Baker	2	7	0	0	0	0	0	0	0	0	1	.000	.000	.125
	38	1213	278	182	34	16	2	119	125	101	28	.229	.289	.316

1B—Power 26, Tate 8, Robinson 3, Welch 2

2B—Mack 26, Power 12

SS—Ray 38

3B—Gilbert 29, Hill 9

OF—Sommer 38, Johnson 24, Long 21, Welch 17, McGuckin 11, O'Rourke 3

C—Townsend 18, Robinson 11, Tate 11

P—German 17, McMahan 12, O'Rourke 5, Morrison 4, Baker 2

	Pos	G	TC	PO	A	DP	E	PB	FA
Ray	SS	38	161	40	104	7	17	—	.894
Sommer	LF	38	83	69	5	3	9	—	.892
Gilbert	3B	29	99	34	55	5	10	—	.899
Power	1B	26	277	259	7	8	11	—	.960
"	2B	12	71	39	32	4	9	—	.873
Mack	2B	26	148	62	76	7	10	—	.932
Johnson	RF	24	52	39	6	3	7	—	.865
Long	CF	21	33	26	5	0	2	—	.939
Townsend	C	18	114	72	34	2	8	7	.930
Welch	CF@	17	39	35	3	1*	1	—	.974
German	P	17	28	3	21	0	4	—	.857
McMahan	P	12	32*	2*	27*	1*	3	—	.906
Robinson	C	11	95	83	11	3	1	4	.989
Tate	C	11	52	33	15	1	4	6	.923
McGuckin	RF@	11	26	21	4	1	1	—	.962
		38	1505	945	451	21	109	17	.928

	G	IP	H	GS	CG	W	L	SO	BB	Sh	Sv	ERA	HB	WP	HR
Les German	17	132.1	147	16	15	5	11	37	54	0	0	4.83	13	7	2
Sadie McMahon (2)	12*	99*	84*	11*	11*	7*	3	66*	33	1	0	3.00	6*	3	1
Mike O'Rourke	5	41	45	5	5	1	2	8	10	0	0	3.95	3	0	0
Mike Morrison (2)	4	26	15	4	3	1	2	13	20	0	0	3.81	2	3	0
Norm Baker	2	17	16	2	2	1	1	10	6	0	0	3.71	0	0	0
	315.1	307	38	36	15	19	134	123	1	0	4.00	24	13	3	

SYRACUSE**George Frazier (51-65) Wally Fessenden (4-7)**

Star Park

	G	AB	H	R	2B	3B	HR	RBI	BB	SB	HBP	BA	SA	OBP
LF Bones Ely	119	496	130	72	16	6	0	64	31	44	2	.262	.319	.308
2B Cupid Childs	126	493	170	109	33	14	2	89	72	56	6	.345	.481	.434
1B Mox McQuery	122	461	142	64	17	6	2	55	53	26	3	.308	.384	.383
CF Rasty Wright (1)	88	348	106	82	10	6	0	27	69	30	6	.305	.368	.428
3B Tim O'Rourke	87	332	94	48	13	6	1	46	36	22	4	.283	.367	.360
SS Barney McLaughlin	86	329	87	43	8	1	2	40	47	13	2	.264	.313	.360
C Grant Briggs	86	316	57	44	6	5	0	21	16	7	1	.180	.231	.222
RF Pat Friel	62	261	65	51	8	2	3	21	17	34	3	.249	.330	.302
P Dan Casey	46	160	26	11	5	2	0	11	6	3	1	.163	.219	.198
P John Keefe	43	157	30	10	0	0	0	5	3	0	1	.191	.191	.211
Sub Hank Simon (2)	38	156	47	33	5	3	2	23	17	12	0	.301	.410	.370
C Tom O'Rourke (2)	41	153	33	16	8	0	0	12	12	2	1	.216	.268	.277
Sub Mike Dorgan	33	139	30	19	8	0	0	18	16	8	1	.216	.273	.301
P Mike Morrison (1)	34	120	29	17	3	4	1	12	6	3	0	.242	.358	.278
Sub Joe Battin	29	119	25	15	2	1	0	13	8	8	0	.210	.244	.260
Sub Herman Pitz (2)	29	95	21	17	0	0	0	3	13	14	1	.221	.221	.321
Sub Pat Dealey	18	66	12	9	1	0	0	4	5	4	1	.182	.197	.250
Sub George Proeser	13	53	13	11	1	1	1	6	10	1	0	.245	.358	.365
P Ed Mars	16	51	14	9	1	1	0	9	5	0	0	.275	.333	.339
Sub Ducky Hemp (2)	9	33	5	1	1	0	0	1	0	1	1	.152	.182	.176
Sub Jack Leighton	7	27	8	6	2	0	0	0	3	2	0	.296	.370	.367
P Bill Sullivan	6	22	2	2	0	0	0	1	1	0	0	.091	.091	.130
Sub Dan Burke (2)	9	20	0	1	0	0	0	0	5	0	1	.000	.000	.231
Sub Jack Peltz (2)	5	17	3	2	1	1	0	2	3	0	0	.176	.353	.300
P Toby Lyons	3	12	4	3	0	0	0	0	0	0	0	.333	.333	.333
P Charlie McCullough (2)	3	9	1	1	0	0	0	0	3	2	0	.111	.111	.333
P Ezra Lincoln (2)	3	8	0	0	0	0	0	0	0	0	0	.000	.000	.000
P Frank Keffer	2	7	1	1	0	0	0	0	0	0	0	.143	.143	.143
Sub Louis Graff	1	5	2	0	1	0	0	3	0	0	0	.400	.600	.400
Sub Bill Higgins (2)	1	4	1	1	1	0	0	1	0	0	0	.250	.500	.250
	128	4469	1158	698	151	59	14	487	457	292	35	.259	.329	.333

1B—McQuery 122, Ely 4, Tom O'Rourke 1

2B—Childs 125, Ely 2, Higgins 1

SS—McLaughlin 86, Ely 36, Briggs 4, Childs 1, Morrison 1, Pitz 1

3B—Tim O'Rourke 87, Battin 29, Dealey 6, Briggs 5, Ely 1

OF—Wright 88, Ely 78, Friel 62, Simon 38, Dorgan 33, Briggs 33, Morrison 16, Proeser 13, Hemp 9, Leighton 7, Peltz 5, Dealey 2, Casey 1, Pitz 1, Sullivan 1

C—Briggs 46, Tom O'Rourke 40, Pitz 27, Dealey 10, Burke 9, Graff 1

P—Casey 45, Keefe 43, Morrison 17, Mars 16, Sullivan 6, McCullough 3, Lyons 3, Lincoln 3, Keffer 2, Ely 1

THE ANNUAL RECORD

	Pos	G	TC	PO	A	DP	E	PB	FA
Childs	2B	125	796	372	367	59	57	—	.928
McQuery	1B	122	1225	1146	45	63	34	—	.972
Wright	CF	88	204	170	15	7	19	—	.907
Tim O'Rourke	3B	87	329	117	168	9	44	—	.866
McLaughlin	SS	86	419	120	258	22	41	—	.902
Ely	LF	78	211	179	14	1	18	—	.915
"	SS	36	215	81	122	14	12	—	.944
Friel	RF	62	92	77	7	2	8	—	.913
Briggs	C	46	292	200	71	6	21	32	.928
"	CF@	33	67	58	5	0	4	—	.940
Casey	P	45	114	22	78	4	14	—	.877
Keefe	P	43	89	14	71	2	4	—	.955
Tom O'Rourke	C	40	259	187	48	6	24	35	.907
Simon	LF@	38	68	62	2	1	4	—	.941
Dorgan	LF	33	50	40	5	1	5	—	.900
Battin	3B	29	131	44	60	2	27	—	.794
Pitz	C	27	169	112	45	2	12	13	.929
Morrison	P	17	52	18	31	3	3	—	.942
"	RF@	16	21	6	2	0	3	—	.885
Mars	P	16	33	3	28	1	2	—	.939
Proeser	RF@	13	19	16	1	0	2	—	.895
Dealey	C	10	50	33	12	1	5	2	.900
		128	5201	3266	1544	90	391	85	.925

	G	IP	H	GS	CG	W	L	SO	BB	Sh	Sv	ERA	HB	WP	HR
Dan Casey	45	360.2	365	42	40	19	22	169	165	2	0	4.14	14	15	8
John Keefe	43	352.1	355	41	36	17	24	120	148	2	0	4.32	25	9	9
Mike Morrison (1)	17	127	131	14	13	6	9	69	81	1	0	5.88	13	26	4
Ed Mars	16	121.1	132	14	14	9	5	59	49	0	0	4.67	5	2	2
Bill Sullivan	6	42	51	6	4	1	4	13	27	0	0	7.93	6	3	2
Charlie McCullough (2)	3	26	29	3	3	1	2	8	14	0	0	7.27	0	0	1
Toby Lyons	3	22.1	40	3	2	0	2	6	21	0	0	10.48	1	1	1
Ezra Lincoln (2)	3	20	33	3	2	0	3	6	4	0	0	10.35	1	1	1
Frank Keffer	2	16	15	1	1	1	1	4	9	0	0	5.63	0	0	0
Bones Ely	1	2	7	0	0	0	0	0	0	0	0	22.50	0	0	0
—1 forfeit W vs Louisville on Aug. 3 when Louisville failed to appear—															
		1089.2	1158	127	115	54	72	454	518	5	9	4.98	65	57	28

PHILADELPHIA

Bill Sharsig

Athletics Park

	G	AB	H	R	2B	3B	HR	RBI	BB	SB	HBP	BA	SA	OBP
LF Blondie Purcell	110	463	128	110	28	3	2	59	43	48	4	.276	.363	.343
1B Jack O'Brien	109	433	113	80	24	14	4	80	52	31	12	.261	.409	.356
SS Ben Conroy	117	404	69	45	13	1	0	21	45	17	5	.171	.208	.262
CF Curt Welch (1)	103	396	106	100	21	4	2	40	49	64	32*	.268	.356	.392
RF Orator Shaffer	100	390	110	55	15	5	1	58	47	29	5	.282	.354	.367
3B Denny Lyons	88	339	120	79	29	5	7	73	57	21	10	.354	.531	.461
C Wilbert Robinson (1)	82	329	78	32	13	4	4	42	16	20	3	.237	.337	.279
2B Taylor Shaffer	69	261	45	28	3	4	0	21	28	19	2	.172	.215	.258
Sub Joe Kappel	56	208	50	29	8	1	1	22	20	12	1	.240	.303	.310
P Sadie McMahon (1)	49	175	40	27	5	1	2	19	7	2	2	.229	.303	.266
P Ed Green	39	126	15	15	1	1	0	5	13	7	3	.119	.143	.218
Sub George Carman	28	97	17	9	2	0	0	7	8	5	1	.175	.196	.245
Sub Kid Baldwin (2)	24	90	21	5	1	2	0	12	4	2	1	.233	.289	.274

	G	AB	H	R	2B	3B	HR	RBI	BB	SB	HBP	BA	SA	OBP
Sub Jack Riddle	27	85	7	7	0	1	0	2	17	4	1	.082	.106	.243
Sub Joe Daly	21	75	21	8	4	1	0	7	3	1	0	.280	.360	.308
Sub Andy Knox	21	75	19	6	3	0	0	8	9	5	0	.253	.293	.333
P Ed Seward	26	72	10	7	4	0	0	2	8	3	2	.139	.194	.244
Sub Henry Easterday (2)	19	68	10	17	1	0	1	3	10	4	0	.147	.206	.256
P Duke Esper (1)	18	61	18	11	2	2	0	11	2	1	0	.295	.393	.317
Sub Pete Sweeney (3)	14	49	8	5	1	1	0	0	7	0	1	.163	.224	.281
Sub Al Sauter	14	41	4	1	0	0	0	0	11	0	0	.098	.098	.268
Sub Charlie Snyder	9	33	9	5	1	0	0	4	2	0	0	.273	.303	.314
P Ed O'Neil (2)	10	31	5	0	0	0	0	2	3	0	0	.125	.125	.235
P Bill Stecher	10	29	7	3	0	1	0	0	1	0	1	.241	.310	.290
Sub Ed Pabst (1)	8	25	10	7	2	0	0	3	5	3	0	.400	.480	.500
Sub Bart Cantz	5	22	1	1	0	0	0	1	0	0	0	.045	.045	.045
P Jim Whitney	7	21	5	3	0	0	0	1	1	0	0	.238	.238	.273
Sub Henry Meyers	5	19	3	2	0	0	0	1	1	2	1	.158	.158	.238
Sub George Crawford	5	17	2	1	0	0	0	3	0	1	0	.118	.118	.118
P Mickey Hughes (2)	6	16	2	2	0	0	0	1	2	2	0	.125	.125	.222
Sub Pete Hasney	2	7	1	1	0	0	0	0	1	0	0	.143	.143	.250
Sub Sam Campbell	2	5	0	0	0	0	0	0	1	0	0	.000	.000	.167
Sub Sparrow McCaffrey	1	4	0	1	0	0	0	0	0	0	0	.250	.250	.250
P Billy Price	1	4	1	0	0	0	0	0	0	0	0	.250	.250	.250
P Horace Helmbold	1	3	0	1	0	0	0	0	0	1	0	.000	.000	.000
P Harry Stine	1	3	0	0	0	0	0	0	1	0	0	.000	.000	.250
Sub Bob Stafford	1	2	0	0	0	0	0	0	0	0	0	.000	.000	.000
Sub John McBride	1	2	0	0	0	0	0	0	0	0	0	.000	.000	.000
P John Sterling	1	2	0	0	0	0	0	0	0	0	0	.000	.000	.000
Sub Ham Sweigert	1	1	0	0	0	0	0	0	1	1	0	.000	.000	.500
Sub Bill Collins	1	1	0	0	0	0	0	0	0	0	0	.000	.000	.000
Sub ? Macey	1	1	0	0	0	0	0	0	0	0	0	.000	.000	.000
P Bill Lackey	1	0	0	0	0	0	0	0	0	0	0	.000	.000	.000
	132	4490	1057	702	181	51	24	508	475	305	87	.235	.314	.320

1B—O'Brien 109, Knox 21, O. Shaffer 3, McMahon 1

2B—T. Shaffer 69, Conroy 42, Sweeney 9, Green 2, Kappel 2, Carman 2, Campbell 2, Sauter 2, Riddle 2

SS—Conroy 74, Easterday 19, Kappel 18, Carman 15, Green 3, Fitzgerald 2, Collins 1, Crawford 1, McCaffrey 1

3B—Lyons 88, Sauter 11, Kappel 11, Green 10, Meyers 5, Baldwin 5, Sweeney 2, O'Neil 1, Stecher 1, Carman 1, Riddle 1

OF—Purcell 110, Welch 103, O. Shaffer 98, Kappel 23, Daly 14, Riddle 12, Carman 10, Pabst 8, Seward 6, Snyder 5, Crawford 4, Sweeney 4, O'Neil 3, Sauter 2, Hasney 2, Conroy 1, O'Brien 1, Whitney 1, Sweigert 1, Stafford 1, McBride 1, Hughes 1

C—Robinson 82, Baldwin 19, Riddle 13, Daly 9, Snyder 5, Cantz 5, Kappel 3, O'Brien 1, Macey 1

P—McMahon 48, Green 25, Seward 21, Esper 18, Stecher 10, O'Neil 6, Hughes 6, Whitney 6, Helmbold 1, Stine 1, Price 1, Sterling 1, Welch 1, Lackey 1

	Pos	G	TC	PO	A	DP	E	PB	FA
Purcell	LF	110	197	170	17	3	10	—	.949
O'Brien	1B	109	1096	1018	52	61	26	2	.976
Welch	CF	103	270	225	23	8*	22	—	.919
O. Shaffer	RF	98	167	143	17	6	7	—	.958
Lyons	3B	88	385	147	203	14	35	—	.909
Robinson	C	82	554	412	103	10	39	22	.930
Conroy	SS	74	421	119	257	26	45	—	.893
"	2B	42	206	101	94	13	11	—	.947
T. Shaffer	2B	69	444	214	195	39	35	—	.921
McMahon	P	48	149*	29*	112*	6*	8	—	.946
Green	P	25	65	8	53	1	4	—	.938
"	3B	10	44	17	23	1	4	—	.909
Kappel	CF@	23	45	32	6	0	7	3	.844
"	SS	18	97	20	63	5	14	—	.856
"	3B	11	29	10	14	3	5	—	.828

THE ANNUAL RECORD

	Pos	G	TC	PO	A	DP	E	PB	FA
Knox	1B	21	218	205	5	8	8	—	.963
Seward	P	21	53	17	26	2	10	—	.811
Baldwin	C	19	150	100	33	3	17	—	.887
Easterday	SS	19	105	33	59	7	13	—	.876
Esper	P	18	41	5	34	2	2	—	.951
Carman	SS	14	82	23	40	4	19	—	.768
"	R@	10	8	5	0	0	3	—	.625
Daly	RF@	14	20	15	3	0	2	7	.900
Riddle	C	13	70	50	14	0	6	9	.914
"	LF@	12	27	21	3	1	3	.889	
Sauter	3B	11	40	15	9	0	6	—	.850
Stecher	P	10	29	3	23	0	3	—	.897
		132	5501	3393	1656	93	452	65	.918

	G	IP	H	GS	CG	W	L	SO	BB	Sh	Sv	ERA	HB	WP	HR
Sadie McMahon (1)	48*	410*	414*	46*	44*	29*	18	225*	133	0	1	3.34	20*	21	5
Ed Green	25	191	267	22	20	7	15	56	94	1	1	5.80	6	19	4
Ed Seward	21	154	165	19	15	5	12	55	72	1	0	4.73	7	8	3
Duke Esper (1)	18	143.2	176	16	14	8	9	61	67	1	0	4.89	5	1	2
Bill Stecher	10	68	111	10	9	0	10	18	60	0	0	10.32	14	12	1
Ed O'Neil (2)	6	52	84	6	6	0	6	17	32	0	0	9.69	7	11	0
Mickey Hughes (2)	6	41.1	64	5	4	1	3	15	21	0	0	5.44	5	5	0
Jim Whitney	6	40	61	4	3	2	2	6	11	0	0	5.18	1	0	1
Billy Price	1	9	6	1	1	1	0	1	7	0	0	2.00	1	0	0
Harry Stine	1	8	17	1	1	0	1	1	4	0	0	9.00	0	2	0
Horace Helmbold	1	7	17	1	1	0	1	3	6	0	0	14.14	0	1	0
John Sterling	1	5	16	1	1	0	1	1	4	0	0	21.60	1	0	1
Bill Lackey	1	2	1	0	0	0	0	1	3	0	0	9.00	0	0	0
Curt Welch	1	1	6	0	0	0	0	1	0	0	0	54.00	0	0	0
—1 forfeit W vs Toledo on July 2—															
		1132	1405	132	119	54	78	461	514	3	2	5.22	67	80	17

BROOKLYN

Jim Kennedy

Ridgewood Park (through June 8); Polo Grounds II (as of June 9)

	G	AB	H	R	2B	3B	HR	RBI	BB	SB	HBP	BA	SA	OBP
RF Ed Daily (1)	91	394	94	68	15	7	1	39	24	49	1	.239	.320	.284
1B Billy O'Brien	96	388	108	47	25	8	4	67	28	5	3	.278	.415	.332
CF Jack Peltz (1)	98	384	87	55	9	6	1	33	32	10	2	.227	.289	.286
LF Hank Simon (1)	89	373	96	66	17	11	0	38	34	23	2	.257	.362	.323
2B Joe Gerhardt (1)	99	369	75	34	10	4	2	40	30	9	4	.203	.268	.270
UT Frank Bowes	61	232	51	28	5	2	0	24	7	11	1	.220	.259	.246
SS Candy Nelson	60	223	56	44	3	2	0	12	35	12	5	.251	.283	.365
C Herman Pitz (1)	61	189	26	26	0	0	0	6	45	25	3	.138	.138	.312
Sub Frank Fennelly	45	178	44	40	8	3	2	18	30	6	0	.247	.360	.356
C Jim Toy	44	160	29	11	3	0	0	7	11	2	1	.181	.200	.238
3B Jumbo Davis (2)	38	142	43	33	9	2	2	28	15	10	4	.303	.437	.385
P Mike Mattimore	33	129	17	14	1	1	0	7	16	11	2	.132	.155	.238
P Charlie McCullough (1)	26	86	2	2	0	0	0	1	3	1	0	.023	.023	.056
Sub Ed Siefke	16	58	8	1	2	0	0	3	5	2	0	.138	.172	.206
P Bob Murphy (2)	16	50	9	4	2	0	1	0	3	0	1	.180	.280	.241
Sub Pat Connell	11	40	9	7	2	1	0	3	7	3	0	.225	.325	.340
P Tom Ford (2)	10	30	1	1	0	0	0	0	1	1	0	.033	.033	.065
P Steve Toole	6	20	6	2	3	0	0	2	0	0	1	.300	.450	.333
P Jim Powers	4	13	2	5	0	0	0	0	1	1	1	.154	.154	.267

	G	AB	H	R	2B	3B	HR	RBI	BB	SB	HBP	BA	SA	OBP
Sub Hi Church	3	9	1	1	0	0	0	0	0	0	0	.111	.111	.111
P Jack Lynch	1	4	3	2	2	0	0	0	1	0	0	.750	1.250	.800
P Gus Williams	2	4	2	1	0	0	0	0	0	1	0	.500	.500	.500
	100	3475	769	492	116	47	13	328	328	182	31	.221	.293	.294

1B—O'Brien 96, Bowes 3, Connell 1

2B—Gerhardt 99, Pitz 1

SS—Nelson 57, Fennelly 38, Ford 4, Bowes 2, Pitz 1

3B—Davis 38, Siefke 16, Pitz 16, Bowes 13, Connell 10, Fennelly 7

OF—Peltz 98, Simon 89, Daily 64, Bowes 19, Mattimore 14, Pitz 9, Murphy 5, Nelson 4, Church 3

C—Toy 44, Pitz 34, Bowes 25

P—Daily 27, McCullough 26, Mattimore 19, Murphy 12, Ford 7, Toole 6, Powers 4, Williams 2, Lynch 1

	Pos	G	TC	PO	A	DP	E	PB	FA
Gerhardt	2B	99	754*	359*	348*	67*	47	—	.938*
Peltz	CF	98	249	207	18	6	24*	—	.904
O'Brien	1B	96	1079	1015	35	66	29	—	.973
Simon	LF	89	203	176	17	4	10	—	.951
Daily	RF	64	139	107	17	3	15	—	.892
"	P	27	79	20	52	2	7	—	.911
Nelson	SS	57	298	60	198	20	40	—	.866
Toy	C	44	270	148	86	4	36	17	.867
Fennelly	SS	38	239	70	135	8	34	—	.858
Davis	3B	38	161	49	87	9	25	—	.845
Pitz	C	34	192	121	49	4	22	16	.885
"	3B	16	80	23	36	2	21	—	.738
McCullough	P	26	45	2	38	0	5	—	.889
Bowes	C	25	123	67	33	2	23	19	.813
"	RF@	19	42	36	5	1	1	—	.976
"	3B	13	54	24	24	2	6	—	.889
Mattimore	P	19	53	9	38	0	6	—	.887
"	RF@	14	17	11	0	0	6	—	.647
Siefke	3B	16	74	16	44	2	14	—	.811
Murphy	P	12	34	2	32	0	0	—	1.000
Connell	3B	10	47	16	23	2	8	—	.830
		100	4432	2630	1399	92	404	52	.909

	G	IP	H	GS	CG	W	L	SO	BB	Sh	Sv	ERA	HB	WP	HR
Ed Daily (1)	27	235.2	252	27	27	10	15	82	93	0	0	4.05	18	14	3
Charlie McCullough (1)	26	215.2	247	25	24	4	21	61	102	0	0	4.59	16	23	5
Mike Mattimore	19	178.1	201	19	19	6	13	33	76	0	0	4.54	13	19	3
Bob Murphy (2)	12	96	121	12	10	3	9	26	46	0	0	5.72	5	2	6
Steve Toole	6	53.1	47	6	6	2	4	10	39	0	0	4.05	4	5	0
Tom Ford (2)	7	49	70	6	6	0	6	12	32	0	0	5.14	0	3	2
Jim Powers	4	30	38	2	2	1	2	3	16	0	0	5.70	1	2	1
Gus Williams	2	12	13	2	1	0	1	2	12	0	0	7.50	0	0	0
Jack Lynch	1	9	22	1	1	0	1	1	5	0	0	12.00	0	1	1
—1 forfeit L vs Columbus on July 27—															
	879	1011	100	96	26	73	230	421	0	0	4.71	57	69	21	

PLAYERS LEAGUE

	G	W	L	Pct	H	R	GB	Attendance
1. Boston Reds	130	81	48	.628	48-21	33-27	—	197,346
2. Brooklyn Ward's Wonders	133	76	56	.576	46-19	30-37	6.5	79,272
3. New York Giants	132	74	57	.565	47-19	27-38	8	148,197
4. Chicago White Stockings	138	75	62	.547	46-23	29-39	10	148,876
5. Philadelphia Quakers	132	68	63	.519	35-30	33-33	14	170,399
6. Pittsburgh Burghers	128	60	68	.469	37-28	23-40	20.5	117,123
7. Cleveland Infants	131	55	75	.423	31-30	24-45	26.5	58,430
8. Buffalo Bisons	134	36	96	.273	23-42	13-54	46.5	61,244

	Bos	Bro	NY	Chi	Phi	Pit	Cle	Buf	Tot
Boston	—	11	12	12	10	10	12	14	81
Brooklyn	7	—	7	10	14	14	12	12	76
New York	8	10	—	9	5	14	11	17	74
Chicago	8	9	9	—	10	11	13	15	75
Philadelphia	6	6	12	10	—	7	11	16	68
Pittsburgh	5	6	6	9	12	—	9	13	60
Cleveland	8	8	8	7	8	7	—	9	55
Buffalo	6	6	3	5	5	4	7	—	36
	48	56	57	62	63	68	75	96	525

SEASON LEADERS

Batting Average (350 ABs)

1. Browning, Cleveland	.373
2. Orr, Brooklyn	.371
3. O'Rourke, New York	.360
4. Connor, New York	.349
5. Jimmy Ryan, Chicago	.340

Slugging Average

1. Connor, New York	.548
2. B. Ewing, New York	.545
3. Beckley, Pittsburgh	.535
4. Orr, Brooklyn	.534
5. Browning, Cleveland	.517

On-Base Percentage

1. Brouthers, Boston	.466
2. Browning, Cleveland	.459
3. Connor, New York	.450
4. Y. Robinson, Pittsburgh	.434
5. Gore, New York	.432

Total Bases

1. Shindle, Philadelphia	282
2. Duffy, Chicago	280
3. Beckley, Pittsburgh	276
4. H. Richardson, Boston	274
5. Connor, New York	265

Home Runs

1. Connor, New York	14
2. H. Richardson, Boston	13
3. Stovey, Boston	12
4. Shindle, Philadelphia	10
Gore, New York	10

RBI

1. H. Richardson, Boston	146
2. Orr, Brooklyn	124
3. Beckley, Pittsburgh	120
4. O'Rourke, New York	115
5. Larkin, Cleveland	112

Hits

1. Duffy, Chicago	191
2. Ward, Brooklyn	189
3. Shindle, Philadelphia	188
4. Browning, Cleveland	184
5. H. Richardson, Boston	181

Runs

1. Duffy, Chicago	161
2. T. Brown, Boston	146
3. Stovey, Boston	142
4. Ward, Brooklyn	134
5. Connor, New York	133

Bases on Balls

1. Joyce, Brooklyn	123
2. Y. Robinson, Pittsburgh	101
3. Brouthers, Boston	99
4. Hoy, Buffalo	94
5. Nash, Boston	88
Connor, New York	88

Stolen Bases

1. Stovey, Boston	97
2. T. Brown, Boston	79
3. Duffy, Chicago	78
4. Hanlon, Pittsburgh	65
5. Ward, Brooklyn	63

Strikeouts

1. T. Brown, Boston	84
2. Joyce, Brooklyn	77
3. Fields, Pittsburgh	52
4. M. Baldwin, Chicago	51
5. Fogarty, Philadelphia	50

Hit By Pitch

1. C. Mack, Buffalo	20
2. White, Buffalo	19
3. Brouthers, Boston	18
4. Larkin, Cleveland	12
Joyce, Brooklyn	12

OPS

1. Connor, New York	.998
2. Browning, Cleveland	.976
3. Ewing, New York	.951
4. Orr, Brooklyn	.948
5. Gore, New York	.931

PITCHING**Wins**

1. M. Baldwin, Chicago	33
2. King, Chicago	30
Weyhing, Brooklyn	30
4. Radbourn, Boston	27
5. Gumbert, Boston	23

Losses

1. Haddock, Buffalo	26
2. Staley, Pittsburgh	25
Bakely, Cleveland	25
4. M. Baldwin, Chicago	24
Cunningham, Phila-Buffalo	24

Innings

1. M. Baldwin, Chicago	492
2. King, Chicago	461
3. Weyhing, Brooklyn	390
4. Staley, Pittsburgh	387.2
5. Gruber, Cleveland	383.1

Complete Games

1. M. Baldwin, Chicago	53
2. King, Chicago	48
3. Staley, Pittsburgh	44
4. Gruber, Cleveland	39
5. Weyhing, Brooklyn	38

Strikeouts

1. M. Baldwin, Chicago	206
2. King, Chicago	185
3. Weyhing, Brooklyn	177
4. J. Ewing, New York	145
Staley, Pittsburgh	145

Winning Percentage (25 decisions)

1. Daley, Boston	.720
2. Radbourn, Boston	.692
3. Knell, Philadelphia	.667
4. Gumbert, Boston	.657
5. Weyhing, Brooklyn	.652

ERA (140 Innings)

1. King, Chicago	2.69
2. Staley, Pittsburgh	3.23
3. Radbourn, Boston	3.31
4. M. Baldwin, Chicago	3.35
5. T. Keefe, New York	3.38

Lowest OOBP

1. Staley, Pittsburgh	.290
2. King, Chicago	.301
3. Radbourn, Boston	.310
4. T. Keefe, New York	.318
5. Sanders, Philadelphia	.320

Lowest OBA

1. King, Chicago	.232
2. Crane, New York	.245
3. T. Keefe, New York	.246
4. Hemming, Cleve-Brook	.247
5. Knell, Philadelphia	.250
M. Baldwin, Chicago	.250

FIELDING**Putouts****1B**

Connor, New York	1335
Larkin, Cleveland	1268
Beckley, Pittsburgh	1256

Assists

Connor, New York	80
Brouthers, Boston	73
Beckley, Pittsburgh	58
Farrar, Philadelphia	58

Fielding Average

Connor, New York	.985
Larkin, Cleveland	.978
Beckley, Pittsburgh	.976

2B

Pfeffer, Chicago	441
J. Quinn, Boston	431
Bierbauer, Brooklyn	372

Bierbauer, Brooklyn	468
J. Quinn, Boston	395
Pfeffer, Chicago	387

J. Quinn, Boston	.942
Bierbauer, Brooklyn	.931
Pfeffer, Chicago	.916

3B

P. Tebeau, Cleveland	204
Nash, Boston	198
Joyce, Brooklyn	176

Nash, Boston	307
Kuehne, Pittsburgh	304
Joyce, Brooklyn	284

P. Tebeau, Cleveland	.872
Nash, Boston	.866
A. Whitney, New York	.865

SS

Ward, Brooklyn	303
Shindle, Philadelphia	266
J. Rowe, Buffalo	228

Ward, Brooklyn	450
Shindle, Philadelphia	442
Corcoran, Pittsburgh	431

J. Rowe, Buffalo	.901
Corcoran, Pittsburgh	.884
A. Irwin, Boston	.8780

RF

Duffy, Chicago	255
McGeachy, Brooklyn	206
Stovey, Boston	186

Duffy, Chicago	34
O'Rourke, New York	25
Stovey, Boston	24

Fogarty, Philadelphia	.963
O'Rourke, New York	.930
Stovey, Boston	.921

THE ANNUAL RECORD

Putouts		Assists		Fielding Average	
CF					
Hanlon, Pittsburgh	291	M. Griffin, Philadelphia	33	M. Griffin, Philadelphia	.954
Hoy, Buffalo	289	T. Brown, Boston	32	Jimmy Ryan, Chicago	.919
M. Griffin, Philadelphia	278	Jimmy Ryan, Chicago	25	Hoy, Washington	.9123
LF					
Wood, Philadelphia	254	Wood, Philadelphia	35	H. Richardson, Boston	.950
Browning, Cleveland	248	Beecher, Buffalo	24	O'Neill, Chicago	.926
H. Richardson, Boston	235	Fields, Pittsburgh	21	Slattery, New York	.905
		Seery, Brooklyn	21		
C					
C. Mack, Buffalo	449	C. Mack, Buffalo	140	B. Ewing, New York	.949
D. Farrell, Chicago	428	D. Farrell, Chicago	132	D. Farrell, Chicago	.929
B. Ewing, New York	372	Sutcliffe, Cleveland	115	C. Mack, Buffalo	.925
P					
M. Baldwin, Chicago	26	M. Baldwin, Chicago	146	C. O'Brien, Cleveland	.9643
Kilroy, Boston	25	King, Chicago	139	King, Chicago	.9641
Maul, Pittsburg	25	Gruber, Cleveland	109	T. Keefe, New York	.950
Van Haltren, Brooklyn	25				
Double Plays		Errors		TC/Game	
1B					
Farrar, Philadelphia	79	Brouthers, Boston	49	Connor, New York	11.7
Connor, New York	79	Farrar, Philadelphia	36	D. White, Buffalo	11.2
Brouthers, Boston	78	Comiskey, Chicago	33	Beckley, Pittsburgh	11.1
2B					
Bierbauer, Brooklyn	77	Pfeffer, Chicago	76	Pfeffer, Chicago	7.3
Pfeffer, Chicago	73	Wise, Buffalo	73	Bierbauer, Philadelphia	6.8
J. Quinn, Boston	70	Stricker, Cleveland	68	J. Quinn, Boston	6.7
3B					
Nash, Boston	37	Joyce, Brooklyn	107	P. Tebeau, Cleveland	4.7
P. Tebeau, Cleveland	25	Kuehne, Pittsburgh	82	Nash, Boston	4.5
Joyce, Brooklyn	22	Nash, Boston	78	Joyce, Brooklyn	4.3
SS					
Shindle, Philadelphia	67	Shindle, Philadelphia	119	Ward, New York	6.7
Ward, New York	59	Ward, New York	105	Shindle, Philadelphia	6.4
J. Rowe, Buffalo	56	Corcoran, Pittsburgh	84	Corcoran, Pittsburgh	5.9
RF					
Duffy, Chicago	5	Duffy, Chicago	26	Fogarty, Philadelphia	2.38
Radford, Cleveland	5	Visner, Pittsburgh	26	McGeachy, Brooklyn	2.36
Visner, Pittsburgh	4	McGeachy, Brooklyn	23	Duffy, Chicago	2.3
CF					
M. Griffin, Philadelphia	10	T. Brown, Boston	30	Hanlon, Pittsburgh	2.847
Hoy, Buffalo	9	Hoy, Washington	30	M. Griffin, Philadelphia	2.835
T. Brown, Boston	8	Hanlon, Pittsburgh	30	Hoy, Washington	2.803
LF					
Wood, Philadelphia	9	Beecher, Buffalo	55	Seery, Brooklyn	2.548
Browning, Cleveland	4	Wood, Philadelphia	34	Browning, Cleveland	2.525
Beecher, Buffalo	4	Browning, Cleveland	32	Wood, Philadelphia	2.4
C					
Milligan, Philadelphia	13	Sutcliffe, Cleveland	50	D. Farrell, Chicago	6.7
C. Mack, Buffalo	13	C. Mack, Buffalo	48	B. Ewing, New York	6.2
D. Farrell, Chicago	12	F. Carroll, Pittsburgh	43	C. Mack, Buffalo	5.7
		D. Farrell, Chicago	43		

Passed Ball Leaders: Sutcliffe, Cleveland (55); Mack, Buffalo (45); Ewing, New York (43)

P

Five with	5	Cunningham, Phila-Buffalo	21	Galvin, Pittsburgh	3.84
		Crane, New York	16	Maul, Pittsburgh	3.83
		M. Baldwin, Chicago	15	Van Haltren, Brooklyn	3.54

BOSTON

Mike Kelly

Congress Street Grounds

	G	AB	H	R	2B	3B	HR	RBI	BB	SB	SO	HBP	BA	SA	OBP
LF Hardy Richardson	130	555	181	126	26	14	13	146	52	42	46	0	.326	.494	.384
CF Tom Brown	128	543	150	146	23	14	4	61	86	79	84	3	.276	.392	.377
2B Joe Quinn	130	509	153	87	19	8	7	82	44	29	24	2	.301	.411	.359
3B Billy Nash	129	488	130	103	28	6	5	90	88	26	43	4	.266	.379	.383
RF Harry Stovey	118	481	143	142	25	11	12	84	81	97	38	5	.297	.470	.406
1B Dan Brouthers	123	460	152	117	36	9	1	97	99	28	17	18	.330	.454	.466
SS Arthur Irwin	96	354	92	60	17	1	0	45	57	16	29	1	.260	.314	.364
C Mike Kelly	89	340	111	83	18	6	4	66	52	51	22	2	.326	.450	.419
C Morg Murphy	68	246	56	38	10	2	2	32	24	16	31	2	.228	.309	.301
P Charley Radbourn	42	154	39	20	6	0	0	16	9	7	20	1	.253	.292	.299
P Ad Gumbert	44	145	35	23	7	1	3	20	18	5	26	2	.241	.366	.333
P Bill Daley	37	110	17	14	1	0	2	7	9	1	15	1	.155	.218	.225
Sub Pop Swett	37	94	18	16	4	3	1	12	16	4	26	2	.191	.330	.321
P Matt Kilroy	31	93	20	11	1	1	0	8	12	11	9	0	.215	.247	.305
P Kid Madden	13	38	7	5	2	0	0	4	3	0	3	0	.184	.237	.244
Sub Dick Johnston (1)	2	9	1	0	0	0	0	0	0	0	1	0	.111	.111	.111
Sub John Morrill	2	7	1	1	0	0	0	2	2	0	1	0	.143	.143	.333
	130	4626	1306	992	223	76	54	772	652	412	435	43	.282	.398	.376

1B—Brouthers 123, Kelly 4, Stovey 1, Richardson 1, Radbourn 1, Morrill 1

2B—Quinn 130

SS—Irwin 96, Kelly 27, Richardson 6, Murphy 2, Kilroy 1, Madden 1, Morrill 1

3B—Nash 129, Kelly 2, Kilroy 1, Murphy 1

OF—Brown 128, Richardson 124, Stovey 117, Gumbert 7, Kelly 6, Radbourn 4, Swett 3, Daley 3, Madden 2, Johnston 2, Kilroy 2, Murphy 1

C—Murphy 67, Kelly 56, Swett 34

P—Radbourn 41, Gumbert 39, Daley 34, Kilroy 30, Madden 10, Nash 1, Kelly 1

	Pos	G	TC	PO	A	DP	E	PB	FA
Quinn	2B	130	877	431	395	70	51	—	.942
Nash	3B	129	583	198	307	37	78	—	.866
Brown	CF	128	338	276	32	8	30	—	.911
Richardson	LF	124	261	235	13	3	13	—	.950
Brouthers	1B	123	1309	1187	73	78	49	—	.963
Stovey	LF	117	228	186	24	3	18	—	.921
Irwin	SS	96	533	137	331	44	65	—	.878
Murphy	C	67	350	257	59	8	34	18	.903
Kelly	C	56	282	198	60	2	24	20	.917
"	SS	27	145	43	75	6	27	—	.814
Radbourn	P	41	123	16	99	4	8	—	.935
Gumbert	P	39	111	15	83	0	13	—	.883
Swett	C	34	111	81	10	1	20	8	.820
Daley	P	34	73	21	46	2	6	—	.918
Kilroy	P	30	88	25	55	2	8	—	.909
Madden	P	10	23	5	16	2	2	—	.913
		130	5600	3410	1730	109	460	46	.918

THE ANNUAL RECORD

	G	IP	H	GS	CG	W	L	SO	BB	Sh	Sv	ERA	HB	WP	HR
Charley Radbourn	41	343	352	38	36	27	12	80	100	1	0	3.31	11	8	8
Ad Gumbert	39	277.1	338	33	27	23	12	81	86	1	0	3.96	11	12	18
Bill Daley	34	235	246	25	19	18	7	110	167	2	2	3.60	9	20	7
Matt Kilroy	30	217.2	268	27	18	9	15	48	87	0	1	4.26	15	9	14
Kid Madden	10	62	85	7	5	3	2	24	25	1	1	4.79	8	2	2
Mike Kelly	1	2	1	0	0	1	0	2	2	0	0	4.50	0	0	0
Billy Nash	1	0.1	1	0	0	0	0	0	0	0	0	0.00	0	0	0
* One combined shutout on July 16: Gumbert 2 innings, Kilroy 7 innings															
	1137.1	1291	130	105	81	48	345	467	5	4	3.79	54	51	49	

BROOKLYN

John Ward

Eastern Park

	G	AB	H	R	2B	3B	HR	RBI	BB	SB	SO	HBP	BA	SA	OBP
2B Lou Bierbauer	133	589	180	128	31	11	7	99	40	16	15	0	.306	.431	.350
SS John Ward	128	561	188	134	15	12	4	60	51	63	22	3	.335	.426	.393
3B Bill Joyce	133	489	123	121	18	18	1	78	123	43	77	12	.252	.368	.413
1B Dave Orr	107	464	172	89	32	13	6	124	30	10	11	4	.371	.534	.414
RF Jack McGeachy	104	443	108	84	24	4	1	65	19	21	12	2	.244	.323	.278
CF Ed Andrews	94	395	100	84	14	2	3	38	40	21	32	1	.253	.322	.323
LF Emmett Seery	104	394	88	78	12	7	1	50	70	44	36	5	.223	.297	.348
UT George Van Haltren	92	376	126	84	8	9	5	54	41	35	23	3	.335	.444	.405
C Tom Kinslow	64	242	64	30	11	6	4	46	10	2	22	2	.264	.409	.299
C Paul Cook	58	218	55	32	3	3	0	31	14	7	18	2	.252	.294	.303
C Con Daily	46	168	42	20	6	3	0	35	15	6	14	1	.250	.321	.315
P Gus Weyhing	49	165	27	21	2	3	1	15	16	2	44	0	.164	.230	.238
P John Sowders	40	132	25	14	3	0	1	20	10	0	12	0	.189	.235	.246
Sub Art Sunday	24	83	22	26	5	1	0	13	15	0	9	7	.265	.349	.319
P Con Murphy	23	69	15	11	2	0	0	7	5	1	7	1	.217	.246	.280
P George Hemming (2)	19	57	9	5	0	1	0	8	1	1	11	0	.158	.193	.172
Sub Jackie Hayes	12	42	8	3	0	0	0	5	2	0	4	0	.190	.190	.227
	133	4887	1352	964	186	93	34	748	502	272	369	42	.277	.374	.349

1B—Orr 107, Cook 21, Daily 6

2B—Bierbauer 133, Hayes 1

SS—Ward 128, Hayes 3, Van Haltren 3

3B—Joyce 133

OF—McGeachy 104, Seery 104, Andrews 94, Van Haltren 67, Sunday 24, Hayes 6, Murphy 3, Sowders 3, Daily 1, Hemming 1, Cook 1

C—Kinslow 64, Daily 40, Cook 36, Hayes 2

P—Weyhing 49, Sowders 39, Van Haltren 28, Murphy 20, Hemming 19

	Pos	G	TC	PO	A	DP	E	PB	FA
Bierbauer	2B	133	902	372	468	77	62	—	.931
Joyce	3B	133	567	176	284	22	107	—	.811
Ward	SS	128	858	303	450	59	105	—	.878
Orr	1B	107	1081	1009	42	67	30	—	.972
Seery	LF	104	265	216	21	3	28	—	.894
McGeachy	RF	104	245	206	16	1	23	—	.906
Andrews	CF	94	260	220	17	3	23	—	.912
Van Haltren	CF@	67	144	113	16	1	15	—	.896
"	P	28	99	25	68	5	6	—	.939
Kinslow	C	64	407	298	72	3	37	19	.909

	Pos	G	TC	PO	A	DP	E	PB	FA
Weyhing	P	49	79	12	55	2	12	—	.848
Daily	C	40	199	141	34	5	24	14	.879
Sowders	P	39	89	7	75	1	7	—	.921
Cook	C	36	200	129	49	4	22	17	.890
"	1B	21	206	190	8	16	8		.961
Sunday	RF@	24	33	28	2	0	3	—	.909
Murphy	P	20	45	6	34	3	5	—	.889
Hemming	P	19	38	3	33	1	2	—	.947
		133	5832	3542	1759	114	531	50	.909

	G	IP	H	GS	CG	W	L	SO	BB	Sh	Sv	ERA	HB	WP	HR
Gus Weyhing	49	390	419	48	38	30	16	177	179	3	0	3.60	17	21	10
John Sowders	39	309	358	37	28	19	16	91	161	1	0	3.82	12	12	3
George Van Haltren	28	223	272	25	23	15	10	48	89	0	2	4.28	21	23	8
Con Murphy	20	139	168	14	11	4	10	29	82	0	2	4.79	6	8	2
George Hemming (2)	19	123	117	11	11	8	4	32	59	0	3*	3.80	3	6	3
		1184	1334	133	111	76	56	377	570	4	7	3.95	59	70	26

NEW YORK

Buck Ewing
Polo Grounds III

	G	AB	H	R	2B	3B	HR	RBI	BB	SB	SO	HBP	BA	SA	OBP	
SS Danny Richardson	124	528	135	102	12	9	4	80	37	37	19	2	.256	.335	.307	
1B Roger Connor	123	484	169	133	24	15	14	103	88	22	32	1	.349	.548	.450	
RF Jim O'Rourke	111	478	172	112	37	5	9	115	33	23	20	8	.360	.515	.410	
3B Art Whitney	119	442	97	71	12	3	0	45	64	8	19	3	.219	.260	.322	
LF Mike Slattery	97	411	126	80	20	11	5	67	27	18	25	2	.307	.445	.352	
CF George Gore	93	399	127	132	26	8	10	55	77	28	23	3	.318	.499	.432	
C Buck Ewing	83	352	119	98	19	15	8	72	39	36	12	1	.338	.545	.406	
2B Dan Shannon (2)	83	324	70	59	7	8	3	44	25	21	34	1	.216	.315	.274	
Sub Dick Johnston (2)	77	306	74	37	9	7	1	43	18	7	25	2	.242	.327	.288	
*Sub Gil Hatfield	71	287	80	32	13	6	2	37	17	12	19	4	.279	.387	.328	
Sub Willard Brown	60	230	64	47	8	4	4	43	13	5	13	1	.278	.400	.320	
Sub Farmer Vaughn	44	166	44	27	7	0	1	22	10	6	9	0	.265	.325	.307	
P Hank O'Day	43	150	34	24	2	1	1	23	10	1	27	0	.227	.273	.275	
P Cannonball Crane	43	146	46	27	5	4	0	16	10	5	26	1	.315	.404	.363	
P John Ewing	35	114	24	18	2	1	2	17	5	2	35	0	.211	.298	.244	
P Tim Keefe	30	92	10	18	1	0	2	11	13	0	26	0	.109	.185	.234	
Sub Fred Dunlap (1)	1	4	2	1	0	0	0	0	0	0	0	0	.500	.500	.500	
		132	4913	1393	1018	204	97	66	793	486	231	364	31	.284	.405	.352

1B—Connor 123, Brown 9

2B—Shannon 77, Richardson 56, Brown 2, Vaughn 1, B. Ewing 1, Dunlap 1

SS—Richardson 68, Whitney 31, Hatfield 27, Shannon 6, Johnston 2

3B—Whitney 88, Hatfield 42, Brown 3, Vaughn 1

OF—O'Rourke 111, Slattery 97, Gore 93, Johnston 76, Brown 13, Vaughn 12, Hatfield 1

C—B. Ewing 81, Brown 34, Vaughn 30

P—Crane 43, O'Day 43, J. Ewing 35, Keefe 30, Hatfield 3, B. Ewing 1

THE ANNUAL RECORD

	Pos	G	TC	PO	A	DP	E	PB	FA
Connor	1B	123	1436	1335	80	79	21	—	.985
O'Rourke	RF	111	215	175	25	3	15	—	.930
Slattery	LF	97	199	175	5	1	19	—	.905
Gore	CF	93	179	146	11	3	22	—	.877
Whitney	3B	88	348	129	172	11	47	—	.865
"	SS	31	159	47	85	12	27	—	.830
B. Ewing	C	81	505	372	107	7	26	43	.949
Shannon	2B	77	467	162	262	35	43	—	.908
Johnston	CF@	76	203	164	18	3	21	—	.897
Richardson	SS	68	462	153	263	33	46	—	.900
"	2B	56	341	148	167	21	26	—	.924
Crane	P	43	104	17	71	0	16	—	.846
O'Day	P	43	89	11	71	0	7	—	.921
Hatfield	3B	42	159	43	90	5	26	—	.836
"	SS	27	130	36	66	8	28	—	.785
J. Ewing	P	35	79	14	61	1	4	—	.949
Brown	C	34	180	124	38	1	18	17	.900
"	RF@	13	16	15	0	0	1	—	.938
Vaughn	C	30	138	102	19	3	17	10	.877
"	RF@	12	13	10	2	0	1	—	.923
Keefe	P	30	80	15	61	2	4	—	.950
		132	5670	3512	1708	94	450	70	.921

	G	IP	H	GS	CG	W	L	SO	BB	Sh	Sv	ERA	HB	WP	HR
Cannonball Crane	43	330.1	323	35	28	16	19	117	210	0	0	4.63	10	36	11
Hank O'Day	43	329	356	35	32	22	13	94	163	1	3	4.21	18	16	11
John Ewing	35	267.1	293	31	27	18	12	145	104	1	2	4.24	16	10	7
Tim Keefe	30	229	225	30	23	17	11	88	85	1	0	3.38	8	12	6
Buck Ewing	1	9	11	1	1	0	1	2	3	0	0	4.00	0	0	1
Gil Hatfield	3	7.2	8	0	0	1	1	3	4	0	1	3.52	1	3	1
		1172.1	1216	132	111	74	57	449	569	3	6	4.17	53	77	37

* While on loan to Boston (PL) from New York (PL), Hatfield played 3 games that were later expunged from the records.

CHICAGO

Charlie Comiskey

South Side Park

	G	AB	H	R	2B	3B	HR	RBI	BB	SB	SO	HBP	BA	SA	OBP
RF Hugh Duffy	137	596	191	161	36	16	7	82	59	78	20	2	.320	.470	.394
LF Tip O'Neill	137	577	174	112	20	16	3	75	65	29	36	5	.302	.407	.377
2B Fred Pfeffer	124	499	128	86	21	8	5	80	44	27	23	2	.257	.361	.319
CF Jimmy Ryan	118	486	165	99	32	5	6	89	60	30	36	4	.340	.463	.416
C Duke Farrell	117	451	131	79	21	12	2	84	42	8	28	1	.290	.404	.352
1B Charlie Comiskey	88	377	92	53	11	3	0	59	14	34	17	3	.244	.289	.277
UT Jack Boyle	100	369	96	56	9	5	1	49	44	11	29	5	.260	.320	.347
SS Charlie Bastian	80	283	54	38	10	5	0	29	33	4	35	5	.191	.261	.287
3B Ned Williamson	73	261	51	34	7	3	2	26	36	3	35	8	.195	.268	.311
Sub Del Darling	58	221	57	45	12	4	2	39	29	5	28	3	.258	.376	.352
P Mark Baldwin	59	215	45	27	4	6	1	25	15	4	51	0	.209	.298	.264
3B Arlie Latham (1)	52	214	49	47	7	2	1	20	22	32	22	3	.229	.294	.310
P Silver King	58	185	31	24	2	5	1	16	13	3	22	0	.168	.249	.222
Sub Frank Shugart	29	106	20	8	5	5	0	15	5	5	13	1	.189	.330	.232
P Charlie Bartson	25	75	13	7	1	0	0	6	11	2	11	1	.173	.187	.278
P Frank Dwyer	16	53	14	10	2	0	0	11	0	1	2	0	.264	.302	.264
	138	4968	1311	886	200	95	31	705	492	276	410	43	.264	.361	.335

1B—Comiskey 88, Darling 29, Farrell 22, Boyle 7, King 1, Williamson 1
 2B—Pfeffer 124, Bastian 12, Darling 3
 SS—Bastian 64, Shugart 25, Williamson 20, Boyle 16, Darling 15
 3B—Williamson 52, Latham 52, Boyle 30, Bastian 4, Darling 2
 OF—Duffy 137, O'Neill 137, Ryan 118, Farrell 10, Darling 7, Shugart 5, Dwyer 4, Boyle 2, King 1
 C—Farrell 90, Boyle 50, Darling 9
 P—Baldwin 59, King 56, Bartson 25, Dwyer 12

	Pos	G	TC	PO	A	DP	E	PB	FA
Duffy	RF	137	315	255	34	5	26	—	.917
O'Neill	LF	127	258	231	8	1	19	—	.926
Pfeffer	2B	124	904	441	387	73	76	—	.916
Ryan	CF	118	307	257	25	5	25	—	.919
Farrell	C	90	603	428	132	12	43	26	.929
"	1B	22	158	141	14	8	3		.981
"	CF@	10	22	18	1	1	3		.864
Comiskey	1B	88	956	882	41	52	33	—	.965
Bastian	SS	64	326	85	202	24	39	—	.880
"	2B	12	60	36	21	4	3		.950
Baldwin	P	59	187	26	146	2	15	—	.920
King	P	56	167	22	139	5	6	—	.964
Latham	3B	52	209	65	119	9	25	—	.880
Williamson	3B	52	178	53	91	6	34	—	.809
"	SS	21	97	22	58	6	17		.825
Boyle	C	50	284	218	49	5	17	18	.940
"	3B	30	121	38	58	1	25		.793
"	SS	16	72	13	43	6	16		.778
Darling	1B	29	276	252	12	15	12	2	.957
"	SS	15	77	14	46	9	17		.779
Shugart	SS	25	118	35	69	10	14	—	.881
Bartson	P	25	87	10	70	1	7	—	.920
Dwyer	P	12	30	3	24	0	3	—	.900
		138	5964	3655	1817	107	492	46	.918

	G	IP	H	GS	CG	W	L	SO	BB	Sh	Sv	ERA	HB	WP	HR
Mark Baldwin	58	492	494	56	53	33	24	206	249	1	0	3.35	16	25	10
Silver King #	56	461	420	56	48	30	22	185	163	4	0	2.69	15	11	5
Charlie Bartson	26	197	226	20	17	9	10	52	66	0	1	4.11	13	5	8
Frank Dwyer	12	69.1	98	6	6	3	6	17	25	0	1	6.23	0	4	4
	1219.1	1238	138	124	75	62	460	503	5	2	3.39	44	45	27	

No-hit game 0-1 vs Brooklyn, June 21 (8 innings)

PHILADELPHIA

Jim Fogarty (7-9) Charlie Buffinton (61-54)

Forepaugh Park

	G	AB	H	R	2B	3B	HR	RBI	BB	SB	SO	HBP	BA	SA	OBP
SS Billy Shindle	132	584	189	127	21	21	10	90	40	51	30	4	.324	.483	.371
LF George Wood	132	539	156	115	20	14	9	102	51	20	35	8	.289	.429	.360
3B Joe Mulvey	120	519	149	96	26	16	5	87	27	20	36	3	.287	.428	.326
CF Mike Griffin	115	489	140	127	29	6	6	54	64	30	19	7	.286	.407	.377
1B Sid Farrar	127	481	123	84	17	11	1	69	51	9	23	5	.256	.343	.333
2B John Pickett	100	407	114	82	7	9	4	64	40	12	17	2	.280	.371	.347
UT Bill Hallman	84	356	95	59	16	7	1	37	33	6	24	5	.267	.360	.338
RF Jim Fogarty	91	347	83	71	17	6	4	58	59	36	50	9	.239	.357	.364

THE ANNUAL RECORD

	G	AB	H	R	2B	3B	HR	RBI	BB	SB	SO	HBP	BA	SA	OBP
C Lave Cross	63	245	73	42	7	8	3	47	12	5	6	0	.298	.429	.331
C Jack Milligan	62	234	69	38	9	3	3	57	19	2	19	6	.295	.397	.363
P Ben Sanders	52	189	59	31	6	6	0	30	10	2	10	0	.312	.407	.347
P Charlie Buffinton	42	150	41	24	3	2	1	24	9	1	3	1	.273	.340	.319
P Phil Knell	36	132	29	19	3	3	0	18	7	3	17	1	.220	.288	.264
Sub Dan Shannon (1)	19	75	18	15	5	1	1	16	4	4	12	0	.240	.373	.278
P Bill Husted	18	56	6	5	0	0	0	5	3	1	9	0	.107	.107	.153
P Bert Cunningham (1)	15	52	6	6	1	1	0	3	2	1	11	0	.115	.173	.148
	132	4855	1350	941	187	113	49	761	431	203	321	'51	.278	.393	.343

1B—Farrar 127, Milligan 3, Buffinton 3
 2B—Pickett 100, Shannon 19, Hallman 14
 SS—Shindle 130, Hallman 2
 3B—Mulvey 120, Hallman 10, Shindle 2, Wood 1, Fogarty 1
 OF—Wood 132, Griffin 115, Fogarty 91, Hallman 34, Cross 15, Sanders 10, Buffinton 5, Knell 2, Cunningham 1
 C—Milligan 59, Cross 49, Hallman 26
 P—Sanders 43, Buffinton 36, Knell 35, Husted 18, Cunningham 14

	Pos	G	TC	PO	A	DP	E	PB	FA
Wood	LF	132	323	254	35	9	34	—	.895
Shindle	SS	130	827	266	442	67	119	—	.856
Farrar	1B	127	1332	1238	58	79	36	—	.973
Mulvey	3B	120	433	144	227	15	62	—	.857
Griffin	CF	115	326	278	33	10	15	—	.954
Pickett	2B	100	582	235	284	46	62	—	.893
Fogarty	RF	91	217	192	17	3	8	—	.963
Milligan	C	59	365	260	66	13	39	31	.893
Cross	C	49	295	191	70	7	34	13	.885
"	CF@	15	29	25	0	0	4		.862
Sanders	P	43	119	17	93	5	9	—	.924
"	RF@	10	17	13	2	1	2		.882
Buffinton	P	36	103	12	77	5	14	—	.864
Knell	P	35	101	24	67	4	10	—	.901
Hallman	RF@	34	52	41	5	4	6		.885
"	C	26	160	118	27	3	15	10	.906
"	2B	14	76	23	46	7	7		.908
"	3B	10	32	9	16	1	7		.781
Shannon	2B	19	95	37	51	4	7	—	.926
Husted	P	18	32	3	24	1	5	—	.844
Cunningham	P	14	47	7	33	3	7*	—	.851
		132	5657	3459	1688	118	510	55	.910

	G	IP	H	GS	CG	W	L	SO	BB	Sh	Sv	ERA	HB	WP	HR
Ben Sanders	43	346.2	412	40	37	19	18	107	69	2	1	3.76	10	3	13
Phil Knell	35	286.2	287	31	30	22	11	99	166	2	0	3.83	28	16	10
Charlie Buffinton	36	283.1	312	33	28	19	15	89	126	0	1	3.81	7	11	8
Bill Husted	18	129	148	17	12	5	10	33	67	0	0	4.88	5	11	2
Bert Cunningham (1)	14	108.2	133	11	11	3	9	33	67	0	0	5.22	7	10	0
		1154.1	1292	132	118	68	63	361	495	4	2	4.05	57	51	33

PITTSBURGH

Ned Hanlon

Exposition Park II

	G	AB	H	R	2B	3B	HR	RBI	BB	SB	SO	HBP	BA	SA	OBP
3B Willie Kuehne	126	528	126	66	21	12	5	73	28	21	37	0	.239	.352	.277
LF Jocko Fields	126	526	148	101	18	20	9	86	57	24	52	3	.281	.443	.355
RF Joe Visner	127	521	139	110	15	22	3	71	76	18	44	8	.267	.397	.369
1B Jake Beckley	121	516	167	109	38	22	9	120	42	18	32	6	.324	.535	.381
SS Tommy Corcoran	123	503	117	80	14	13	1	61	38	43	45	2	.233	.318	.289
CF Ned Hanlon	118	472	131	106	16	6	1	44	80	65	24	6	.278	.343	.389
C Fred Carroll	111	416	124	95	20	7	2	71	75	35	22	11	.298	.394	.418
2B Yank Robinson	98	306	70	59	10	3	0	38	101	17	33	10	.229	.281	.434
C Tom Quinn	55	207	44	23	4	3	1	15	17	1	8	3	.213	.275	.282
P Harry Staley	47	164	34	25	3	2	1	25	13	0	16	1	.207	.268	.270
P Al Maul	45	162	42	31	6	2	0	21	22	5	12	0	.259	.321	.348
P Jim Galvin	26	97	20	8	2	1	0	12	6	1	20	0	.206	.247	.252
P John Tener	18	63	12	7	0	0	2	5	7	1	10	3	.190	.286	.301
P Ed Morris	18	63	9	7	0	0	0	5	5	0	13	1	.143	.143	.217
Sub Jerry Hurley	8	22	6	5	1	0	0	2	2	0	5	0	.273	.318	.333
Sub Reddy Gray (1)	2	9	2	3	0	0	1	3	0	0	2	0	.222	.556	.222
P Fred Doe (2)	1	2	1	0	0	0	0	0	0	0	0	0	.500	.500	.500
	128	4577	1192	835	168	113	35	652	569	249	375	54	.260	.369	.349

1B—Beckley 121, Carroll 7

2B—Robinson 98, Fields 30, Gray 2

SS—Corcoran 123, Fields 4, Maul 1

3B—Kuehne 126, Tener 2

OF—Visner 127, Hanlon 118, Fields 80, Carroll 49, Maul 15, Tener 2, Staley 1, Hurley 1

C—Carroll 56, Quinn 55, Fields 15, Hurley 7

P—Staley 46, Maul 30, Galvin 26, Morris 18, Tener 14, Doe 1

	Pos	G	TC	PO	A	DP	E	PB	FA
Visner	RF	127	242	198	18	4	26	—	.893
Kuehne	3B	126	545	159	304	18	82	—	.850
Corcoran	SS	123	725	210	431	36	84	—	.884
Beckley	1B	121	1346	1256	58	61	32	—	.976
Hanlon	CF	118	336	291	15	4	30	—	.911
Robinson	2B	98	577	226	286	46	65	—	.887
Fields	LF	80	198	153	21	3	24	—	.879
"	3B	30	156	75	62	6	19	—	.878
"	C	15	71	49	12	1	10	11	.859
Carroll	C	56	299	206	50	1	43	21	.856
"	LF@	49	114	103	1	0	10	—	.912
Quinn	C	55	294	203	58	3	33	20	.888
Staley	P	46	103	11	86	5	16	—	.942
Maul	P	30	115	25	79	4	11	—	.904
"	CF@	15	32	24	4	1	4	—	.875
Galvin	P	26	100	22	71	1	7	—	.930
Morris	P	18	35	3	28	1	4	—	.886
Tener	P	14	59	12	45	2	2	—	.966
		128	5516	3346	1658	80	512	52	.907

THE ANNUAL RECORD

	G	IP	H	GS	CG	W	L	SO	BB	Sh	Sv	ERA	HB	WP	HR
Harry Staley	46	387.2	392	46	44	21	25	145	74	3	0	3.23	11	14	5
Al Maul	30	246.2	258	28	26	16	12	81	104	2	0	3.79	12	17	13
Jim Galvin	26	217	275	25	23	12	13	35	49	1	0	4.35	9	6	3
Ed Morris	18	144.1	178	15	15	8	7	25	35	1	0	4.86	3	3	5
John Tener	14	117	160	14	13	3	11	30	70	0	0	7.31	5	12	6
Fred Doe (2)	1	4	4	0	0	0	0	2	2	0	0	4.50	0	0	0
		1116.2	1267	128	121	60	68	318	334	7	0	4.22	40	52	32

CLEVELAND

Ted Larkin (34-45) Pat Tebeau (21-30)

Brotherhood Park

	G	AB	H	R	2B	3B	HR	RBI	BB	SB	SO	HBP	BA	SA	OBP
2B Cub Stricker	127	544	133	93	19	8	2	65	54	24	16	5	.244	.320	.318
SS Ed Delahanty	115	517	153	107	26	13	3	64	24	25	30	8	.296	.414	.337
1B Ted Larkin	125	506	167	93	32	15	5	112	65	5	18	12	.330	.482	.419
LF Pete Browning	118	493	184	112	40	8	5	93	75	35	36	3	.373	.517	.459
RF Paul Radford	122	466	136	98	24	12	2	62	82	25	28	8	.292	.408	.406
3B Pat Tebeau	110	450	134	86	26	6	5	74	34	14	20	3	.298	.416	.351
C Sy Sutcliffe	99	386	127	62	14	8	2	60	33	10	16	0	.329	.422	.382
CF Jimmy McAleer	86	341	91	58	8	7	1	42	37	21	33	1	.267	.340	.340
C Jack Brennan	59	233	59	32	3	7	0	26	13	8	29	4	.253	.326	.304
Sub Larry Twitchell (1)	56	233	52	33	6	3	2	36	17	4	17	1	.223	.300	.279
P Henry Gruber	50	163	36	21	3	3	0	9	26	0	29	0	.221	.276	.328
P Jersey Bakely	43	138	28	10	3	0	0	9	11	0	28	1	.203	.225	.267
P Cinders O'Brien	26	96	15	12	1	1	0	6	2	0	6	0	.156	.188	.173
Sub Jack Carney (2)	25	89	31	15	5	3	0	21	14	6	5	1	.348	.472	.442
P Willie McGill	24	68	10	10	2	0	0	6	21	0	16	1	.147	.176	.356
Sub Pop Snyder	13	48	9	5	1	0	0	12	1	1	9	1	.188	.208	.220
P George Hemming (1)	3	11	2	1	0	0	0	1	0	2	3	0	.182	.182	.182
P Charlie Dewald	2	8	3	1	0	0	0	3	0	0	2	0	.375	.375	.375
Sub Neil Stynes	2	8	0	0	0	0	0	0	0	0	0	0	.000	.000	.000
Sub ? Budd	1	4	0	0	0	0	0	0	0	0	3	0	.000	.000	.000
P Bill Gleason	1	2	0	0	0	0	0	0	0	0	1	0	.000	.000	.000
	131	4804	1370	849	213	94	27	701	509	180	345	49	.285	.386	.360

1B—Larkin 125, Carney 6, Delahanty 1

2B—Stricker 109, Delahanty 20, Radford 4

SS—Delahanty 76, Radford 36, Stricker 20, Sutcliffe 4

3B—Tebeau 110, Brennan 14, Radford 7, Delahanty 3, Sutcliffe 2, Gruber 1

OF—Browning 118, McAleer 86, Radford 80, Twitchell 56, Carney 19, Delahanty 18, Sutcliffe 15, Brennan 6, Gruber 3, Budd 1, McGill 1, Bakely 1, O'Brien 1, Larkin 1

C—Sutcliffe 84, Brennan 42, Snyder 13, Stynes 2

P—Gruber 48, Bakely 43, O'Brien 25, McGill 24, Hemming 3, Dewald 2, Gleason 1, Radford 1

	Pos	G	TC	PO	A	DP	E	PB	FA
Larkin	1B	125	1338	1268	40	63	30	—	.978
Browning	LF	118	298	248	18	4	32	—	.893
Tebeau	3B	110	516	204	246	25	66	—	.872
Stricker	2B	109	716	293	353	57	68	—	.905
"	SS	20	137	30	85	4	22	—	.839
McAleer	CF	86	281	249	15	4	17	—	.940
Sutcliffe	C	84	429	264	115	9	50	55	.883
"	RF@	15	27	19	4	1	4	—	.852

	Pos	G	TC	PO	A	DP	E	PB	FA
Radford	RF	80	171	137	16	5	18	—	.895
"	SS	36	217	74	123	13	20	—	.908
Delahanty	SS	76	466	143	244	33	79	—	.830
"	2B	20	118	54	50	7	14	—	.881
"	CF@	18	43	38	5	2	0	—	1.000
Twitchell	CF@	56	84	61	8	1	15	—	.821
Gruber	P	48	131	8	109	3	14	—	.893
Bakely	P	43	90	11	72	1	7	—	.922
Brennan	C	42	219	136	49	6	34	18	.845
"	3B	14	43	11	24	1	8	—	.814
O'Brien	P	25	56	9	45	2	2	—	.964
McGill	P	24	61	5	52	1	4	—	.934
Carney	RF@	19	28	21	3	0	4	—	.857
Snyder	C	13	71	52	16	1	3	10	.958
		131	5722	3428	1761	103	533	85	.907

	G	IP	H	GS	CG	W	L	SO	BB	Sh	Sv	ERA	HB	WP	HR
Henry Gruber	48	383.1	464	44	39	22	23	110	204	1	0	4.27	15	36	15
Jersey Bakely	43	326.1	412	38	32	12	25	67	147	0	0	4.47	7	16	13
Cinders O'Brien	25	206.1	229	25	22	8	16	54	93	0	0	3.40	19	19	9
Willie McGill	24	183.2	225	20	19	11	9	82	96	0	0	4.12	12	12	5
George Hemming (1)	3	21	25	1	1	0	1	3	19	0	0*	6.86	2	2	1
Charlie Dewald	2	14	13	2	2	2	0	6	5	0	0	0.64	0	0	0
Paul Radford	1	5	7	0	0	0	0	3	1	0	0	3.60	0	1	1
Bill Gleason	1	4	14	1	0	0	1	0	6	0	0	27.00	0	0	1
		1143.2	1386	131	115	55	75	325	571	1	0	4.23	55	86	45

BUFFALO**Jack Rowe (33-72) Jay Faatz (9-24)**

Olympic Park II

	G	AB	H	R	2B	3B	HR	RBI	BB	SB	SO	HBP	BA	SA	OBP
LF Ed Beecher	126	536	159	69	22	10	3	90	29	14	23	7	.297	.392	.341
2B Sam Wise	119	505	148	95	29	11	6	102	46	19	45	6	.293	.430	.359
SS Jack Rowe	125	504	126	77	22	7	2	76	48	10	18	7	.250	.333	.324
C Connie Mack	123	503	134	95	15	12	0	53	47	16	13	20	.266	.344	.353
CF Dummy Hoy	122	493	147	107	17	8	1	53	94	39	36	8	.298	.371	.418
1B Deacon White	122	439	114	62	13	4	0	47	67	3	30	19	.260	.308	.341
3B John Irwin	77	308	72	62	11	4	0	34	43	18	19	4	.234	.295	.335
Sub Spider Clark	69	260	69	45	11	1	1	25	20	8	16	3	.265	.327	.325
RF Jocko Halligan	57	211	53	28	9	2	3	33	20	7	19	1	.251	.355	.319
UT Larry Twitchell (2)	44	172	38	24	3	1	2	17	23	4	12	1	.221	.285	.316
Sub John Rainey	42	166	39	29	5	1	1	20	24	12	15	5	.235	.295	.349
P George Haddock	42	146	36	21	11	0	0	24	24	3	32	2	.247	.322	.360
Sub Jay Faatz	32	111	21	18	0	2	1	16	9	2	5	8	.189	.252	.297
Sub Jack Carney (1)	28	107	29	11	3	0	0	13	7	2	14	3	.271	.299	.333
P Bert Cunningham (2)	28	101	23	11	5	1	0	11	6	0	23	0	.228	.297	.221
P George Keefe	25	79	16	15	1	0	0	7	13	0	14	1	.203	.215	.323
P General Stafford	15	49	7	11	1	0	0	3	7	2	8	0	.143	.163	.250
P Alex Ferson	11	32	7	4	0	0	0	2	6	1	7	1	.219	.219	.359
P Lady Baldwin (2)	7	28	8	4	1	0	0	2	2	0	2	0	.286	.321	.333
P John Buckley	4	15	0	1	0	0	0	0	2	0	10	0	.000	.000	.118
P Gus Krock	4	12	1	1	0	0	0	1	1	0	4	0	.083	.083	.154
P ? Lewis	1	5	1	1	0	0	0	0	0	0	0	0	.200	.200	.200

THE ANNUAL RECORD

	G	AB	H	R	2B	3B	HR	RBI	BB	SB	SO	HBP	BA	SA	OBP
P Bill Duzen	2	4	1	2	1	0	0	1	3	0	0	0	.250	.250	.571
P Dan Cotter	1	4	0	0	0	0	0	0	0	0	0	0	.000	.000	.000
Sub John Gillespie	1	3	0	0	0	0	0	0	0	0	2	0	.000	.000	.000
P Fred Doe (1)	1	2	0	0	0	0	0	0	0	0	1	0	.000	.000	.000
	134	4795	1249	793	180	64	20	630	541	160	367	96	.260	.337	.347

1B—White 57, Faatz 32, Carney 24, Irwin 12, Clark 6, Mack 5, Twitchell 3
 2B—Wise 119, Clark 13, Rainey 2, Irwin 1, Hoy 1
 SS—Rowe 125, Rainey 7, Clark 1, White 1
 3B—J. Irwin 64, White 64, Rainey 6, Clark 3
 OF—Beecher 126, Hoy 122, Halligan 43, Clark 34, Twitchell 32, Rainey 28, Mack 9, Haddock 7, Carney 4, Stafford 4, Cunningham 3, Ferson 1, Gillespie 1, Lewis 1
 C—Mack 112, Halligan 16, Clark 14
 P—Haddock 35, Cunningham 25, Keefe 25, Twitchell 12, Stafford 12, Ferson 10, Baldwin 7, Krock 4, Buckley 4, Duzen 2, Doe 1, Lewis 1, Cotter 1, Clark 1, White 1, Beecher 1

	Pos	G	TC	PO	A	DP	E	PB	FA
Beecher	LF	126	290	211	24	4	55	—	.810
Rowe	SS	125	676	228	381	56	67	—	.901
Hoy	CF	122	342	289	23	9	30	—	.912
Wise	2B	119	776	328	375	58	73	—	.906
Mack	C	112	637	449	140	13	48	45	.925
White	3B	64	273	86	161	18	26	—	.905
"	1B	57	641	582	40	33	19		.970
Irwin	3B	64	247	79	139	13	29	—	.883
"	1B	12	115	103	11	13	1		.991
Halligan	RF	43	102	73	11	1	18		.824
"	C	16	65	31	16	2	18	17	.723
Haddock	P	35	114	86	20	2	8	—	.930
Clark	RF@	34	64	54	6	2	4		.938
"	C	14	56	38	14	0	4	1	.929
"	2B	13	66	26	34	7	6		.909
Faatz	1B	32	325	312	7	18	6	—	.982
Twitchell	RF@	32	49	42	3	1	4	—	.918
"	P	12	44	7	34	0	3		.932
Rainey	RF@	28	54	41	6	1	7	—	.870
Cunningham	P	25	74	7	53	2	14*	—	.811
Keefe	P	25	61	2	49	1	10	—	.836
Carney	1B	24	248	232	9	17	7	—	.972
Stafford	P	12	28	4	21	2	3	—	.893
		134	5679	3417	1771	116	491	63	.914

	G	IP	H	GS	CG	W	L	SO	BB	Sh	Sv	ERA	HB	WP	HR
George Haddock	35	290.2	366	34	31	9	26	123	149	0	0	5.76	14	24	15
Bert Cunningham (2)	25	211	251	25	24	9	15	78	134	2	0	5.84	6	20	8
George Keefe	25	196	280	22	22	6	16	55	138	0	0	6.52	5	13	11
Larry Twitchell (2)	12	104.1	112	12	12	5	7	29	72	0	0	4.57	15	9	3
General Stafford	12	98	123	12	11	3	9	21	43	0	0	5.14	4	3	8
Alex Ferson	10	71	88	10	7	1	7	13	40	0	0	5.45	1	2	3
Lady Baldwin (2)	7	62	90	7	7	2	5	13	24	0	0	4.50	3	2	5
John Buckley	4	34	49	4	4	1	3	4	16	0	0	7.68	0	0	5
Gus Krock	4	25	43	3	3	0	3	5	15	0	0	6.12	0	1	1
Bill Duzen	2	13	20	2	2	0	2	2	5	0	0	13.85	0	3	2

	G	IP	H	GS	CG	W	L	SO	BB	Sh	Sv	ERA	HB	WP	HR
Dan Cotter	1	9	18	1	1	0	1	0	7	0	0	14.00	0	0	1
Deacon White	1	8	18	0	0	0	0	0	2	0	0	9.00	0	0	2
Fred Doe (1)	1	6	10	1	1	0	1	2	7	0	0	12.00	0	0	0
Ed Beecher	1	6	10	0	0	0	0	0	3	0	0	12.00	0	0	0
Spider Clark	1	4	8	0	0	0	0	2	2	0	0	6.75	0	0	0
? Lewis	1	3	13	1	0	0	1	1	7	0	0	60.00	0	1	3
	1141	1499	134	125	36	96	351	673	2	0	6.11	48	78	67	

1891

THE AMERICAN ASSOCIATION'S LAST HURRAH

By the close of the 1890 campaign, several Players League teams were in deep financial trouble. Masterful subterfuge by Al Spalding, Arthur Soden and other National League owners kept John Ward and his war committee from the realization that many League and American Association teams were in even worse shape. After months of brave talk that it would continue the battle, Ward's rebel organization meekly knuckled under on January 14, 1891.

As part of its peace settlement with the Brotherhood, the National League agreed to allow a new American Association franchise in Boston provided that all reserved players on defunct Brotherhood teams returned to their former clubs. Instead of following the League's bidding, the Association appropriated the Players League champion Boston Reds and also welcomed aboard the core of the Philadelphia Brotherhood team. These defiant measures meant that although the Players League was officially dead, two remnants of it would survive at least one more year.

The Philadelphia Brotherhood team orchestrated a merger with the disheveled Philadelphia Athletics franchise that kept longtime manager Bill Sharsig at the club's helm—for the moment anyway—while the Boston Reds were among the replacements for Rochester, Syracuse, Toledo and the Brooklyn Gladiators, the Association's four stopgap clubs in the 1890 war year. Brooklyn had actually departed the previous August, ceding its berth to Baltimore when Orioles manager Billy Barnie and owner Henry Von der Horst, after a short sojourn in a minor league circuit, patched up their differences with the Association and returned to the fold. To complete the Association's composition for 1891, a team from Washington was added, and Mike Kelly was coaxed into becoming the showpiece for a new franchise in Cincinnati that would bear his name: Kelly's Killers.

A MANAGER'S TALE

No established manager suffered more during the Players League war than Jim Mutrie. After winning back-to-back championships, Mutrie sat by powerlessly while most of his New York Giants stars joined John Ward in the Brotherhood revolt, leaving his team a shambles. Even garnering Jack Glasscock, Jerry Denny and rookie fireballer Amos Rusie from the defunct Indianapolis team could not save Mutrie's Giants in 1890. So few fans came to their games that owner John Day needed a quick financial fix. Other League owners, including Al Spalding and Arthur Soden, rescued Day by buying a piece of the Giants and then eventually squeezed him out of his controlling interest in the club.

Regaining most of the players he'd lost to the Brotherhood helped Mutrie pilot the Giants to the League lead in June 1891, but his team was "in frightfully crippled condition." Catcher Buck Ewing had hurt his arm making a snap throw on a raw spring day, and it shelved him for most of the season. Ewing's brother John had a "lump" on his pitching arm, causing him to miss time. Rusie was forced to go home to Indianapolis in June when his father lost a leg in a railway accident. Glasscock had to leave the team when his father died. Jack Sharrott dislocated his shoulder sliding into a base. Finally all of Mutrie's lineup juggling could not stave off the sad reality that he had only Dick Buckley left to catch despite a badly swollen hand. The Giants soon conceded the League lead to Chicago, but they still had a voice in whether Chicago won the pennant. Five of Boston's 18 straight victories in the final days of the 1891 season came at the Giants' expense, while Mutrie kept Buck Ewing on the bench for all five contests, played slugging first baseman Roger Connor in just one of the games, and persisted in pitching Mickey Welch and Mike Sullivan, winners of just seven games between them in 1891, rather than Rusie and John Ewing, who combined for 54 wins. Mutrie contended Buck Ewing's arm was dead and the others just happened to need a rest, but Cap Anson's blatant accusations that the Giants had deliberately thrown the five games to the Beaneaters compelled other League owners to make at least a pretense of investigating the charge. But Anson was a notorious complainer when things did not go his way, and, what was more, memories of some of his own dubious past actions were still too fresh. To no one's surprise and to the anger of few other than Anson and Chicago team president Jim Hart, the four-man committee Nick Young appointed absolved the Giants of any wrongdoing and officially awarded Boston the pennant in early November. Strong suspicions linger even today, however, that the committee's actions smacked of a whitewash, and Mutrie's curious professional demise tends to lend them credibility. Though never formally charged with having done anything improper, the eminent skipper, who boasts a higher career winning percentage than either Ned Hanlon or Frank Selee, generally regarded as the top two managers in the nineteenth century, nonetheless was relieved of his post at the Giants helm and never managed again in the majors.

ANOTHER MANAGER'S TALE

Bill McGunnigle, the lone manager to win back-to-back pennants in two different major leagues, is also the only manager to lose his job after winning two straight pennants. After piloting the 1890 Players League entry in Brooklyn, John Ward liked the taste of command so much that he inveigled the New York Giants, his old League team, to let him engineer a deal to play for and manage the Brooklyn League team. As for McGunnigle, the Bridegrooms' extraordinarily successful incumbent manager, there was only one thing for owner Charlie Byrne to do—fire him.

Under Ward's sway the Bridegrooms behaved like chumps rather than defending champs. Typical of the team esprit was an incident on July 4 at Chicago. While Tom Daly, the Bridegrooms' best catcher, was dozing on the outfield grass between games of the holiday doubleheader, Oyster Burns stabbed him in the leg with a penknife. Burns swore he'd only meant to prick his teammate to test if he was really asleep, but when Daly woke with a jolt and turned into the blade, he severed a tendon that put him out of action for several weeks.

Sixteen days later, in a game against Jim Mutrie's New York Giants at Brooklyn's Eastern Park, Ward saw any lingering hope of resuscitating his comatose team come to a crushing end when Roger Connor of the Giants hit a short fly ball to right field. A train passing the park at that moment prevented Burns in right field or second baseman Hub Collins from hearing Ward's cry as to which of them was to take the ball. The two met head-on in a collision that witnesses swore was the worst ever seen on a ball field. Burns went home in a cab, battered but only dazed, but Collins was unconscious for several hours and never regained any memory of the incident. To add further irony to McGunnigle's firing, Ward's choice to replace the injured Collins at second base was Jack Burdock, out of the majors ever since 1888 when he doomed the chances of McGunnigle's first Bridegrooms team for a pennant by hitting .122.

Cornering Kelly and the ex-League stars on the Boston Reds such as Dan Brouthers, Tom Brown, Hardy Richardson and Hugh Duffy helped the Association make up for the multitude of players it lost to the League either through defection or the Brotherhood war. Among the missing by 1891 were Pete Browning, Tommy Tucker, Billy Shindle, Silver King, Mark Baldwin, Billy Hamilton and Herman Long as well as four entire teams—Pittsburgh, Cleveland and, most of all, the two casualties of the 1889 battle for the Association presidency, Cincinnati and the Brooklyn Bridegrooms. Owing to a paperwork gaffe by the Philadelphia Athletics, the Association stood to lose two more luminaries when the Boston League team claimed Harry Stovey and Pittsburgh “pirated” Lou Bierbauer, arguing that both were free agents because the A's had negligently omitted them from their reserve list. A three-man Board of Control comprised of Philadelphia Phillies owner John I. Rogers, newly elected Association president Allan W. Thur-

man and Louis Krauthoff, a former executive of the Kansas City Association team, which was now in the Western Association, convened to settle the dispute. Association monarchs expected Krauthoff and Thurman to tip the scale their way, but Thurman stunned them by voting instead with Rogers and awarding Stovey and Bierbauer to the League.

Thurman's traitorous decision impelled the Association to impeach him and then to withdraw from the National Agreement, throwing the two major leagues into war again and jeopardizing the possibility of staging an 8th annual World's Series at the end of the season. It was poor timing all around for the Association. The Boston Reds were one of the strongest teams in the nineteenth century. Ex-League shortstop Arthur Irwin, who was handed the Reds' reins when Kelly left to join the new Cincinnati franchise, received a whisper of competition early in the summer from the St. Louis Browns, which had Charlie Comiskey back at their helm, but by July the Reds had full charge of the pennant race and streaked home eight and a half games in front. The Reds missed the team Triple Crown by only a single percentage point, losing out in fielding average to Columbus .935 to .934. But while Brouthers won the batting title, third baseman Duke Farrell bagged the homer crown and shared the RBI lead with teammate Hugh Duffy, centerfielder Tom Brown took honors in hits, runs, total bases and stolen bases, and Irwin's twin aces Buffinton and George Haddock combined for 63 wins, the Association's finest all-around player in 1891 was St. Louis's Jack Stivetts. In only his second full big league season, the 23-year-old right-hander not only won 33 games but also hit .305 while serving as a part-time outfielder.

On a whole, however, the Browns were not in Boston's class. To add insult, the Reds procured Mike Kelly as their field captain after his Cincinnati franchise was disbanded in mid-August and awarded to Milwaukee of the crumbling Western Association. With crowd favorite Kelly as an additional drawing card, the Reds began hearing reports from Chicago that Cap Anson, whose Colts seemed nearly as certain to win the League flag, might be persuaded even in the absence of a National Agreement to meet them in a World's Series. That rumor caused a crisis in the League camp, leading to a secret strategy session. What grew out of it will never be known, but only a



Jake Virtue was aptly named, for he had many. Despite being only 5'9", he had already established himself by 1891 as the best defensive first baseman in the majors. Outstanding on pop flies, possessor of an excellent arm that could take a relay deep in the outfield and throw a runner out at the plate, Virtue was also a switch-hitter whose career OPS after his first three seasons (1890-92) was nearly as high as Cap Anson's during that same period. But Virtue had a huge failing. He was so short of self-confidence (some in Cleveland were unkind enough to say courage) that an error in the first inning or a strikeout in his first at bat would ruin him for the rest of the game. When Virtue was one of the few hitters who actually got worse after the pitching distance increased in 1893 and his fielding also began to slip, teammates were puzzled until someone remembered a late-season game with Boston the previous year when Virtue had collided violently with catcher Chief Zimmer after Mike Kelly, from the Boston bench, had called both their names to take a pop foul. By August 1894, the gun-shy Virtue was out of the majors and playing shortstop for Guy Hecker's Oil City team in the Iron and Oil League. He signed with Louisville over the winter but suffered a stroke before spring training and never played again.

TOM BROWN I


There are about a hundred different lists of bizarre records or record combinations that are headed by Tom Brown. The reason is because Brown's performances fluctuated so wildly from one season to the next that his overall career looks as if it must belong to three or four different players. Brown mirrored almost exactly the quality of the team for which he played. Put on a champion, as happened in 1891, he was named the Boston Reds most valuable player by local writers after he scored a then record 177 runs; four years earlier, shipped in midseason to the last-place Indianapolis Hoosiers, he hit .179. Here is one of the strange lists that Brown heads, and it's an important one. No other player in major league history scored more career runs on fewer than 2,000 hits. Significantly, the first seven men on the list were nineteenth century players.

	Runs	Hits
1. Tom Brown	1521	1952
2. Harry Stovey	1492	1769
3. Arlie Latham	1478	1833
4. Mike Griffin	1405	1753
5. Mike Kelly	1357	1813
6. George Gore	1327	1612
7. Mike Tiernan	1313	1834
8. Donie Bush	1280	1804
9. Bobby Bonds	1258	1886
10. Sam Thompson	1256	1979

modicum of effort is needed to construe subsequent events to support Anson's allegations that his club was robbed of the 1891 pennant.

In any case, after only four games with the Reds, Kelly ditched the Association and rejoined his old League team, the Boston Beaneaters. The Beaneaters were Chicago's lone remaining challenger, but when they suffered a second straight loss to the Colts on September 15, *The Sporting News* proclaimed they "might as well give up all hope of flying the flag." The following day, though, with just 20 games left to play, Kid Nichols beat Chicago for the first time in 1891 to launch an 18-game winning streak that enabled Boston to overtake Chicago at the wire and capture the pennant. Knowing that a postseason clash could only benefit the Association, particularly if the Reds were to win it, the Beaneaters were loath to meet their crosstown rival

in a World's Series and instructed League president Nick Young to rebuff Association president Zach Phelps's formal challenge when it was issued on October 9. Rather than culminate in what might have been a glorious postseason match, the 1891 season was allowed to dwindle away in a string of meaningless late-autumn exhibition games. In December at the Bates House hotel in Indianapolis, League and Association potentates met for a week in closed session to thrash out their differences. Out of that conference came an end to war, a revived National Agreement and a new major league.



Kid Madden won the final American Association game ever played, beating Frank Foreman 15-11 at Washington on October 6, 1891, in the second game of a double-header shortened by darkness to just five innings. It was also the final game Madden pitched in the majors. One of the many victims of the reduction in big league jobs after the AA collapsed, Madden pitched in the minors for several more years before dying of tuberculosis nine months short of his 30th birthday. As a rookie in 1887 with Boston, Madden had 22 wins by September 13 but then lost his last seven starts of the season when he ran out of steam—he weighed only 130 pounds. After his death in 1896, one of his former catchers with Boston, Charlie Ganzel, said of him: "The most baffling pitcher I ever handled . . . He fooled me more than any pitcher I ever supported."

THE SEASONAL RECORD

NATIONAL LEAGUE

	G	W	L	Pct	H	R	GB	Attendance
1. Boston Beaneaters	140	87	51	.630	51.20	36-31	—	184,472
2. Chicago Colts	137	82	53	.607	43-22	39-31	3.5	201,188
3. New York Giants	136	71	61	.538	39-28	32-33	13	210,568
4. Philadelphia Phillies	138	68	69	.496	35-34	33-35	18.5	217,282
5. Cleveland Spiders	141	65	74	.468	40-28	25-46	22.5	132,000
6. Brooklyn Wonders	137	61	76	.445	41-31	20-45	25.5	181,477
7. Cincinnati Reds	138	56	81	.409	26-41	30-40	30.5	97,500
8. Pittsburgh Pirates	137	55	80	.407	32-34	23-46	30.5	128,000

	Bos	Chi	NY	Phi	Cle	Bro	Cin	Pit	Tot
Boston	—	7	15	12	11	15	11	16	87
Chicago	13	—	5	9	16	13	14	12	82
New York	5	13	—	9	13	11	13	7	71
Philadelphia	7	10	10	—	10	8	11	12	68
Cleveland	9	4	6	10	—	9	13	14	65
Brooklyn	5	7	8	12	11	—	9	9	61
Cincinnati	9	6	5	9	7	10	—	10	56
Pittsburgh	3	6	12	8	6	10	10	—	55
	51	53	61	69	74	76	81	80	545

SEASON LEADERS

Batting Average (350 ABs)

1. Hamilton, Philadelphia	.340
2. Holliday, Cincinnati	.319
3. Browning, Pitts-Cinci	.317
4. Clements, Philadelphia	.310
5. Tiernan, New York	.306

Slugging Average

1. Stovey, Boston	.498
2. Tiernan, New York	.494
3. Holliday, Cincinnati	.473
4. Connor, New York	.449
5. Ryan, Chicago	.434

On-Base Percentage

1. Hamilton, Philadelphia	.453
2. Connor, New York	.399
3. Childs, Cleveland	.3954
4. Browning, Pitts-Cinci	.3953
5. Tiernan, New York	.388

Total Bases

1. Stovey, Boston	271
2. Tiernan, New York	268
3. Long, Boston	235
4. Davis, Cleveland	233
5. Beckley, Pittsburgh	232

Home Runs

1. Tiernan, New York	16
Stovey, Boston	16
3. Wilmot, Chicago	11
4. Four with	9

RBI

1. Anson, Chicago	120
2. Stovey, Boston	95
J. O'Rourke, New York	95
Nash, Boston	95
5. Connor, New York	94

Hits

1. Hamilton, Philadelphia	179
2. McKean, Cleveland	170
3. Tiernan, New York	166
4. Davis, Cleveland	165
5. J. O'Rourke, Boston	164

Runs

1. Hamilton, Philadelphia	141
2. Long, Boston	129
3. Childs, Cleveland	120
4. Latham, Cincinnati	119
5. Stovey, Boston	118

Bases on Balls

1. Hamilton, Philadelphia	102
2. Childs, Cleveland	97
3. Connor, New York	83
4. Long, Boston	80
5. Pfeffer, Chicago	79

Stolen Bases

1. Hamilton, Philadelphia	111
2. Latham, Cincinnati	87
3. Griffin, Brooklyn	65
4. Long, Boston	60
5. Stovey, Boston	57
J. Ward, Brooklyn	57

Strikeouts

1. Stovey, Boston	69
2. M. Baldwin, Pittsburgh	67
3. Collins, Brooklyn	63
4. Hutchison, Chicago	62
5. Bennett, Boston	61

Hit By Pitch

1. Tucker, Boston	29
2. C. Carroll, Chicago	15
3. Latham, Cincinnati	11
4. Brodie, Boston	10
J. Reilly, Cincinnati	10

OPS

1. Tiernan, New York	.882
2. Hamilton, Philadelphia	.874
3. Stovey, Boston	.871
4. Holliday, Cincinnati	.8484
5. Connor, New York	.8481

PITCHING**Wins**

1. Hutchison, Chicago	44
2. Rusie, New York	33
Clarkson, Boston	33
4. Nichols, Boston	30
5. Young, Cleveland	27

Losses

1. King, Pittsburgh	29
2. M. Baldwin, Pittsburgh	28
3. Mullane, Cincinnati	26
4. Rhines, Cincinnati	24
5. Three with	22

Innings

1. Hutchison, Chicago	561
2. Rusie, New York	500.1
3. Clarkson, Boston	460.2
4. M. Baldwin, Pittsburgh	437.2
5. Mullane, Cincinnati	426.1

Complete Games

1. Hutchison, Chicago	56
2. Rusie, New York	52
3. M. Baldwin, Pittsburgh	48
4. Clarkson, Boston	47
5. Nichols, Boston	45

Strikeouts

1. Rusie, New York	337
2. Hutchison, Chicago	261
3. Nichols, Boston	240
4. M. Baldwin, Pittsburgh	197
5. King, Pittsburgh	160

Winning Percentage (25 decisions)

1. J. Ewing, New York	.724
2. Hutchison, Chicago	.698
3. Staley, Pitts-Boston	.649
4. Nichols, Boston	.638
5. Clarkson, Boston	.635

ERA (140 innings)

1. J. Ewing, New York	2.27
2. Nichols, Boston	2.39
3. Rusie, New York	2.55
4. Staley, Pitts-Boston	2.58
5. M. Baldwin, Pittsburgh	2.76

Lowest OOBP

1. Staley, Pitts-Boston	.292
2. Hutchison, Chicago	.293
3. Nichols, Boston	.296
4. J. Ewing, New York	.305
Clarkson, Boston	.305

Lowest OBA

1. Rusie, New York	.207
2. M. Baldwin, Pittsburgh	.228
J. Ewing, New York	.228
4. Hutchison, Chicago	.233
5. Mullane, Cincinnati	.234

FIELDING**Putouts**

1B	
Virtue, Cleveland	1465
Anson, Chicago	1407
Connor, New York	1362

Assists

Beckley, Pittsburgh	87
Anson, Chicago	79
Connor, New York	56

Fielding Average

W. Brown, Philadelphia	.989
Connor, New York	.983
Reilly, Cincinnati	.982

2B

Pfeffer, Chicago	429
McPhee, Cincinnati	389
Childs, Cleveland	371

McPhee, Cincinnati	492
Pfeffer, Chicago	474
Childs, Cleveland	455

McPhee, Cincinnati	.954
D. Richardson, New York	.952
J. Quinn, Boston	.938

3B

Nash, Boston	213
Latham, Cincinnati	177
Shindle, Philadelphia	153

Latham, Cincinnati	370
Bassett, New York	270
Nash, Boston	264

Bassett, New York	.908
Pinkney, Brooklyn	.904
Nash, Boston	.900

SS

Long, Boston	345
Allen, Philadelphia	258
McKean, Cleveland	248

G. Smith, Cincinnati	507
McKean, Cleveland	463
Long, Boston	441

Cooney, Chicago	.917
Glasscock, New York	.912
G. Smith, Cincinnati	.909

RF

Thompson, Philadelphia	234
Stovey, Boston	232
O. Burns, Brooklyn	173

Thompson, Philadelphia	32
Stovey, Boston	22
Tiernan, New York	16
O. Burns, Brooklyn	16

Thompson, Philadelphia	.937
O. Burns, Brooklyn	.922
C. Carroll, Chicago	.915

THE ANNUAL RECORD

Putouts		Assists		Fielding Average	
CF					
Griffin, Brooklyn	353	Griffin, Brooklyn	31	Griffin, Brooklyn	.960
Brodie, Boston	268	Davis, Cleveland	27	Brodie, Boston	.951
Davis, Cleveland	257	Three with	25	Davis Cleveland	.931
LF					
Hamilton, Philadelphia	287	McAleer, Cleveland	19	D. O'Brien, Brooklyn	.951
McAleer, Cleveland	284	O.Rourke, New York	18	Lowe, Boston	.927
Wilmot, Chicago	223	Hamilton, Philadelphia	17	McAleer, Cleveland	.924
C					
Zimmer, Cleveland	476	Zimmer, Cleveland	181	Bennett, Boston	.960
Buckley, New York	446	Clements, Philadelphia	108	Buckley, New York	.958
Clements, Philadelphia	415	Harrington, Cincinnati	106	Kittridge, Chicago	.940
P					
M. Baldwin, Pittsburgh	37	Clarkson, Boston	114	Luby, Chicago	.962
Nichols, Boston	30	Rusie, New York	106	Mullane, Cincinnati	.958
Thornton, Philadelphia	28	Hutchison, Chicago	103	Terry, Brooklyn	.957
Double Plays		Errors		TC/Game	
1B					
Anson, Chicago	86	Virtue, Cleveland	44	J. Reilly, Cincinnati	11.5
Connor, New York	77	Tucker, Boston	34	Connor, New York	11.19
Virtue, Cleveland	70	Foutz, Brooklyn	31	Virtue, Cleveland	11.17
2B					
Pfeffer, Chicago	78	Childs, Cleveland	82	Pfeffer, Chicago	7.2
McPhee, Cincinnati	72	Pfeffer, Chicago	77	D. Richardson, New York	6.9
A. Myers, Philadelphia	67	Bierbauer, Pittsburgh	55	McPhee, Cincinnati	6.7
3B					
Shindle, Philadelphia	24	Latham, Cincinnati	75	Latham, Cincinnati	4.61
Latham, Cincinnati	24	C. Reilly, Pittsburgh	60	Shindle, Philadelphia	4.59
Nash, Boston	20	Shindle, Philadelphia	58	C. Reilly, Pittsburgh	4.2
SS					
Long, Boston	60	McKean, Cleveland	91	Allen, Philadelphia	6.5
Allen, Philadelphia	50	Long, Boston	85	Long, Boston	6.3
McKean, Cleveland	42	Allen, Philadelphia	79	G. Smith, Cincinnati	6.0
RF					
Thompson, Philadelphia	6	Stovey, Boston	25	Thompson, Philadelphia	2.135
C. Carroll, Chicago	5	Thompson, Philadelphia	18	Stovey, Boston	2.067
O. Burns, Brooklyn	5	C. Carroll, Chicago	17	F. Carroll, Pittsburgh	2.066
		Tiernan, New York	17		
CF					
Brodie, Boston	9	Hanlon, Pittsburgh	33	Griffin, Brooklyn	3.0
Griffin, Brooklyn	7	Jimmy Ryan, Chicago	27	Davis Cleveland	2.6
Four with	3	Gore, New York	25	Delahanty, Philadelphia	2.5
LF					
Hamilton, Philadelphia	7	Hamilton, Philadelphia	31	Hamilton, Philadelphia	2.5
Corkhill, Pittsburgh	3	McAleer, Cleveland	25	McAleer, Cleveland	2.4
Three with	2	O'Rourke, New York	22	D. O'Brien, Brooklyn	2.2
C					
Bennett, Boston	10	Harrington, Cincinnati	50	Buckley, New York	7.5
Clements, Philadelphia	10	Zimmer, Cleveland	45	C. Mack, Pittsburgh	6.6
Buckley, New York	7	Clements, Philadelphia	41	Bennett, Boston	6.4
Zimmer, Cleveland	7				

Passed Ball Leaders: Harrington, Cincinnati (36); Zimmer, Cleveland (35); Mack, Pittsburgh (35)

P

King, Pittsburgh	5	Viau, Cleveland	14	Clarkson, Boston	2.8
Nichols, Boston	5	Rusie, New York	14	Thornton, Philadelphia	2.7
Gruber, Cleveland	5	Three with	13	Nichols, Boston	2.6

BOSTON

Frank Selee

South End Grounds I

	G	AB	H	R	2B	3B	HR	RBI	BB	SB	SO	HBP	BA	SA	OBP
SS Herman Long	139	577	163	129	21	12	9	76	80	60	51	8	.282	.407	.377
1B Tommy Tucker	140	548	148	103	16	5	2	69	37	26	30	29	.270	.328	.349
RF Harry Stovey	134	544	152	118	31	20	16	95	79	57	69	2	.279	.498	.373
3B Billy Nash	140	537	148	92	24	9	5	95	74	28	50	5	.276	.282	.369
CF Steve Brodie	133	523	136	84	13	6	2	78	63	25	39	10	.260	.319	.351
2B Joe Quinn	124	508	122	70	8	10	3	63	28	24	28	6	.240	.313	.288
LF Bobby Lowe	125	497	129	92	19	5	6	74	53	43	54	9	.260	.354	.342
C Charlie Ganzel	70	263	68	33	18	5	1	29	12	7	13	5	.259	.376	.304
C Charlie Bennett	75	256	55	35	9	3	5	39	42	3	61	3	.215	.332	.332
P John Clarkson	55	187	42	28	7	4	0	26	18	2	51	0	.225	.305	.293
P Kid Nichols	52	183	36	21	6	0	0	27	12	1	31	1	.197	.230	.250
P Harry Staley (2)	31	102	17	7	4	0	1	16	8	0	17	1	.167	.235	.234
Sub Marty Sullivan (1)	17	67	15	15	1	0	2	7	5	7	3	1	.224	.328	.288
Sub Mike Kelly (3)	16	52	12	7	1	0	0	5	6	6	10	1	.231	.250	.322
Sub Joe Kelley	12	45	11	7	1	1	0	3	2	0	7	0	.244	.311	.277
P Charlie Getzein (1)	14	41	7	4	2	1	1	6	7	0	18	0	.171	.341	.292
Sub George Rooks	5	16	2	1	0	0	0	0	4	0	1	0	.124	.125	.300
Sub Fred Lake	5	7	1	1	0	0	0	0	2	0	4	0	.143	.143	.333
P John Kiley	1	2	0	0	0	0	0	0	1	0	1	1	.000	.000	.500
P Cyclone Ryan	1	1	0	0	0	0	0	0	0	0	0	0	.000	.000	.000
P Tod Brynan	1	0	0	0	0	0	0	0	0	0	0	0	—	—	—
P Jim Sullivan (1)	1	0	0	0	0	0	0	0	0	0	0	0	—	—	—
<hr/>															
	140	4956	1264	847	181	81	53	708	533	289	538	82	.255	.356	.337

1B—Tucker 140, Stovey 1

2B—Quinn 124, Lowe 17

SS—Long 139, Lowe 2

3B—Nash 140, Lowe 1

OF—Stovey 134, Brodie 133, Lowe 107, M. Sullivan 17, Ganzel 13, Kelley 11, Kelly 11, Rooks 5, Getzein 3, Lake 1, Clarkson 1

C—Bennett 75, Ganzel 59, Kelly 11, Lake 4

P—Clarkson 55, Nichols 52, Staley 31, Getzein 11, Kiley 1, Ryan 1, J. Sullivan 1, Brynan 1, Lowe 1, Tucker 1

	Pos	G	TC	PO	A	DP	E	PB	FA
Tucker	1B	140	1402	1313	55	66	34	—	.976
Nash	3B	140	530	213	264	20	53	—	.900
Long	SS	139	871	345	441	60	85	—	.902
Stovey	RF	135	279	232	22	4	25	—	.910
Brodie	CF	133	308	268	25	9	15	—	.951
Quinn	2B	124	681	275	364	44	42	—	.938
Lowe	LF	107	218	186	16	2	16	—	.927
"	2B	17	78	23	49	2	6	—	.923
Bennett	C	75	477	383	75	10	19	12	.960
Ganzel	C	59	363	288	59	3	16	18	.956
"	RF@	13	18	16	2	0	0	—	1.000
Clarkson	P	55	154	27	114	2	13	—	.916

THE ANNUAL RECORD

	Pos	G	TC	PO	A	DP	E	PB	FA
Nichols	P	52	137	30	100	5	7	—	.949
Staley	P	31	57	6	47	2	4	—	.930
Sullivan	LF@	17	27	24	1	0	2	—	.926
Kelly	LF@	14	24	17	2	0	5	—	.792
"	C	11	64	44	10	2	10	5	.844
Kelley	LF@	12	7	6	0	0	1	—	.857
Getzein	P	11	27	4	22	1	1	—	.963
		140	5759	3722	1679	96	358	36	.938

	G	IP	H	GS	CG	W	L	SO	BB	Sh	Sv	ERA	HB	WP	HR
John Clarkson	55	460.2	435	51	47	33	19	141	154	3	3	2.79	15	14	18
Kid Nichols	52	425.1	413	48	45	30	17	240	103	5	3	2.39	17	16	15
Harry Staley (2)	31	252.1	236	30	26	20	8	114	69	1	0	2.50	4	10	12
Charlie Getzein (1)	11	89	112	9	7	4	5	29	23	0	0	3.84	0	2	4
John Kiley	1	8	13	1	1	0	1	1	5	0	0	6.75	0	1	2
Cyclone Ryan	1	3	2	0	0	0	0	0	1	0	0	0.00	0	0	0
Tod Brynan	1	1	4	1	0	0	1	0	3	0	0	54.00	0	0	0
Bobby Lowe	1	1	3	0	0	0	0	0	1	0	0	9.00	0	0	0
Tommy Tucker	1	1	3	0	0	0	0	0	0	0	0	9.00	0	0	0
Jim Sullivan (1)	1	0.1	2	0	0	0	0	0	5	0	0	81.00	0	0	0
		1241.2	1223	140	126	87	51	525	364	9	6	2.76	36	43	51

CHICAGO

Cap Anson

South Side Park (36 games); West Side Park I (31 games)

	G	AB	H	R	2B	3B	HR	RBI	BB	SB	SO	HBP	BA	SA	OBP
3B Bill Dahlen	135	549	143	114	18	13	9	76	67	21	60	7	.260	.390	.348
1B Cap Anson	136	540	157	81	24	8	8	120	75	17	29	1	.291	.409	.378
RF Cliff Carroll	130	515	132	87	20	8	7	80	50	31	42	15	.256	.367	.340
CF Jimmy Ryan	118	505	140	110	22	15	9	66	53	27	38	8	.277	.434	.355
LF Walt Wilmot	121	498	137	102	14	10	11	71	55	42	21	5	.275	.410	.353
2B Fred Pfeffer	137	498	123	93	12	9	7	77	79	40	60	3	.247	.349	.353
SS Jimmy Cooney	118	465	114	84	15	3	0	42	48	21	17	2	.245	.290	.318
C Mal Kittridge	79	296	62	26	8	5	2	27	17	4	28	0	.209	.291	.252
Sub Tom Burns	59	243	55	36	8	1	1	17	21	18	21	0	.226	.280	.288
P Bill Hutchison	67	243	45	27	4	2	2	25	17	5	62	0	.185	.243	.238
P Ad Gumbert	34	105	32	18	7	4	0	16	13	4	14	3	.305	.448	.397
P Jack Luby	32	98	24	19	2	4	2	24	8	3	16	3	.245	.408	.321
Sub Pop Schriver	27	90	30	15	1	4	1	21	10	1	9	2	.333	.467	.412
Sub Bill Bowman	15	45	4	2	1	0	0	5	5	0	9	1	.089	.111	.196
P Ed Stein	14	43	7	4	1	0	0	4	3	0	10	0	.163	.186	.217
Sub Bill Merritt	11	42	9	4	1	0	0	4	2	0	2	0	.214	.238	.250
P Tom Vickery	14	39	7	3	1	0	0	1	0	3	10	0	.179	.205	.179
Sub Tom Nagle	8	25	3	3	0	0	0	1	1	0	3	0	.120	.120	.154
Sub Elmer Foster	4	16	3	3	0	0	1	1	1	1	2	0	.188	.375	.235
Sub Marty Honan	5	12	2	1	0	1	0	3	1	0	3	0	.167	.333	.231
P George Nicol	3	6	2	0	0	1	0	3	0	0	1	0	.333	.667	.333
	137	4873	1231	832	159	88	60	684	526	238	457	50	.253	.358	.332

1B—Anson 136, Schriver 2, Merritt 1, Luby 1, Gumbert 1

2B—Pfeffer 137

SS—Cooney 118, Dahlen 15, Burns 4, Ryan 2, Vickery 1

3B—Dahlen 84, Burns 53

OF—Carroll 130, Wilmot 121, Ryan 117, Dahlen 37, Foster 4, Burns 2, Luby 2, Gumbert 1, Nagle 1, Hutchison 1

C—Kittridge 79, Schriver 27, Bowman 15, Merritt 11, Nagle 7, Honan 5, Anson 2

P—Hutchison 66, Gumbert 32, Luby 30, Vickery 14, Stein 14, Nicol 3, Ryan 2

	Pos	G	TC	PO	A	DP	E	PB	FA
Pfeffer	2B	137	980	429	474	78	77	—	.921
Anson	1B	136	1515	1407	79	86	29	0	.981
Carroll	RF	130	200	168	15	5	17	—	.915
Wilmot	LF	121	258	223	15	0	20	—	.922
Cooney	SS	118	630	145	433	39	52	—	.917
Ryan	CF	117	283	231	25	3	27	—	.905
Dahlen	3B	84	373	120	211	13	42	—	.887
"	OF@	37	82	69	7	4	6		.927
"	SS	15	90	28	46	4	16		.922
Kittridge	C	79	501	384	87	5	30	25	.940
Hutchison	P	66	138	22	103	0	13	—	.906
Burns	3B	53	223	92	107	11	24	—	.892
Gumbert	P	32	81	18	55	3	8	—	.901
Luby	P	30	52	8	42	2	2	—	.962
Schriver	C	27	168	135	27	3	6	14	.964
Bowman	C	15	59	41	13	1	5	6	.915
Stein	P	14	40	10	27	2	3	—	.925
Vickery	P	14	26	5	19	0	2	—	.923
Merritt	C	11	44	31	11	1	2	5	.955
		137	5878	3653	1828	119	397	63	.932

	G	IP	H	GS	CG	W	L	SO	BB	Sh	Sv	ERA	HB	WP	HR
Bill Hutchison	66	561	508	58	56	44	19	261	178	4	1	2.81	7	25	26
Ad Gumbert	32	256.1	282	31	24	17	11	73	90	1	0	3.58	10	6	5
Jack Luby	30	206	221	24	18	8	11	52	94	0	1	4.76	19	10	11
Ed Stein	14	101	99	10	9	7	6	38	57	1	0	3.74	2	12	7
Tom Vickery	14	79.2	72	12	7	6	5	39	44	0	0	4.07	5	8	4
George Nicol	3	11	14	2	0	0	1	12	10	0	0	4.91	1	2	0
Jimmy Ryan	2	5.2	11	0	0	0	0	2	2	0	1	1.59	0	0	0
		1220.2	1207	137	114	82	53	477	475	6	3	3.47	44	63	53

NEW YORK

Jim Mutrie

Polo Grounds III

	G	AB	H	R	2B	3B	HR	RBI	BB	SB	SO	HBP	BA	SA	OBP
LF Jim O'Rourke	136	555	164	92	28	7	5	95	26	19	29	6	.295	.398	.334
RF Mike Tiernan	134	542	166	111	30	12	16	73	69	53	32	3	.306	.494	.388
CF George Gore	130	528	150	103	22	7	2	48	74	19	34	7	.284	.364	.379
3B Charlie Bassett	130	524	136	60	19	8	4	68	36	16	29	4	.260	.349	.312
2B Danny Richardson	114	516	139	85	18	5	4	51	33	28	27	0	.269	.347	.313
1B Roger Connor	129	479	139	112	29	13	7	94	83	27	39	4	.290	.449	.399
SS Jack Glasscock	97	369	89	46	12	6	0	55	36	29	11	5	.241	.306	.317
Sub Lew Whistler	72	265	65	39	8	7	3	38	24	4	45	3	.245	.362	.315
C Dick Buckley	75	253	55	23	9	1	4	31	11	3	30	3	.217	.308	.324

THE ANNUAL RECORD

	G	AB	H	R	2B	3B	HR	RBI	BB	SB	SO	HBP	BA	SA	OBP
P Amos Rusie	62	220	54	30	5	2	0	15	3	2	25	0	.245	.362	.315
C Archie Clarke	48	174	33	17	2	2	0	21	15	5	16	0	.190	.224	.254
P John Ewing	33	113	23	10	1	0	0	8	3	4	14	0	.204	.212	.224
P Mickey Welch	22	71	10	4	0	0	0	4	3	0	13	0	.141	.141	.176
Sub Buster Burrell	15	53	5	1	0	0	0	1	3	2	12	1	.094	.094	.158
Sub Buck Ewing	14	49	17	8	2	1	0	18	5	5	5	0	.347	.429	.407
P Jack Sharrott	10	30	10	5	2	0	1	7	1	3	2	0	.333	.500	.355
P Roscoe Coughlin	8	23	3	3	1	1	0	1	5	1	9	0	.130	.261	.293
P Tim Keefe (1)	8	21	2	2	0	0	0	1	3	1	13	0	.095	.095	.208
Sub Jerry Denny (1)	4	16	4	0	1	0	0	1	0	2	3	0	.250	.313	.250
P Bob Barr	5	11	1	0	0	0	0	0	2	0	3	0	.250	.313	.250
P Mike Sullivan (2)	3	10	2	3	0	0	0	0	0	1	0	0	.200	.200	.200
P Dad Clarkson	5	9	4	0	0	0	0	0	2	0	2	0	.444	.444	.545
P Jack Taylor	1	2	0	0	0	0	0	0	1	0	1	0	.000	.000	.333
P Andy Dunning	1	0	0	0	0	0	0	0	0	0	0	0	—	—	—
	136	4833	1271	754	189	72	46	630	438	224	394	36	.263	.360	.329

1B—Connor 129, Whistler 7
 2B—Richardson 114, Bassett 9, B. Ewing 8, Whistler 6
 SS—Glasscock 97, Whistler 33, Richardson 9
 3B—Bassett 121, Whistler 5, Clarke 5, Denny 4, Buckley 1
 OF—Tiernan 134, Gore 130, O'Rourke 126, Whistler 22, Clarke 2, Rusie 1, Burrell 1
 C—Buckley 74, Clarke 42, Burrell 15, O'Rourke 14, B. Ewing 6
 P—Rusie 61, J. Ewing 33, Welch 22, Sharrott 10, Keefe 8, Coughlin 8, Clarkson 5, Barr 5, Sullivan 3, Dunning 1, Taylor 1

	Pos	G	TC	PO	A	DP	E	PB	FA
Tiernan	RF	134	171	138	16	4	17	—	.901
Gore	CF	130	275	234	16	3	25	—	.909
Connor	1B	129	1443	1362	56	77	25	—	.983
O'Rourke	LF	126	235	195	18	1	22	—	.906
"	C	14	79	49	26	2	4	15	.949
Bassett	3B	121	455	143	270	18	42	—	.908
Richardson	2B	114	790	323	429	60	38	—	.952
Glasscock	SS	97	480	164	274	39	42	—	.912
Buckley	C	74	552	446	83	7	23	14	.958
Rusie	P	61	130	10	106	4	14	—	.892
Clarke	C	42	261	189	50	6	22	30	.916
Whistler	SS	33	183	52	104	7	27	—	.852
"	LF@	22	31	22	1	0	8	—	.742
J. Ewing	P	33	72	17	49	3	6	—	.917
Welch	P	22	32	7	21	0	4	—	.875
Burrell	C	15	97	67	16	1	14	11	.856
Sharrott	P	10	20	4	15	0	1	—	.950
		136	5726	3611	1731	104	384	73	.933

	G	IP	H	GS	CG	W	L	SO	BB	Sh	Sv	ERA	HB	WP	HR
Amos Rusie #	61	500.1	391	57	52	33	20	337	262	6	1	2.55	18	17	6
John Ewing	33	269.1	237	30	28	21	8	138	105	5	0	2.27	11	9	2
Mickey Welch	22	160	177	15	14	5	9	46	97	0	1	4.28	11	9	7
Jack Sharrott	10	69.1	47	9	6	5	5	41	35	0	1	2.60	4	5	2
Roscoe Coughlin	8	61	74	7	6	3	4	22	23	0	0	3.84	3	9	4
Tim Keefe (1)	8	55	70	7	4	2	5	30	27	0	0	5.24	4	3	2
Dad Clarkson	5	28	24	2	1	1	2	11	18	0	0	2.89	3	4	0

	G	IP	H	GS	CG	W	L	SO	BB	Sh	Sv	ERA	HB	WP	HR
Bob Barr	5	27	47	4	2	0	4	11	12	0	0	5.33	3	1	1
Mike Sullivan (2)	3	24	24	3	3	1	2	11	8	0	0	3.38	1	5	0
Jack Taylor	1	8	4	1	1	0	1	3	3	0	0	1.13	0	0	1
Andy Dunning	1	2	3	1	0	0	1	1	3	0	0	4.50	0	1	1
	1204	1098	136	117	71	61	651	593	11	3	2.99	58	63	26	

No-hit game 6-0 vs Brooklyn, July 31

PHILADELPHIA

Harry Wright

Philadelphia Base Ball Grounds

	G	AB	H	R	2B	3B	HR	RBI	BB	SB	SO	HBP	BA	SA	OBP
RF Sam Thompson	133	554	163	108	23	10	7	90	52	29	20	8	.294	.410	.363
CF Ed Delahanty	128	543	132	92	19	9	5	86	33	25	50	8	.243	.339	.296
LF Billy Hamilton	133	527	179	141	23	7	2	60	102	111	28	7	.340	.421	.453
2B Al Myers	135	514	118	67	27	2	2	69	69	8	46	9	.230	.302	.331
1B Will Brown	115	441	107	62	20	4	0	50	34	7	35	4	.243	.306	.303
SS Bob Allen	118	438	97	46	7	4	1	51	43	12	44	0	.221	.263	.291
C Jack Clements	107	423	131	58	29	4	4	75	43	3	19	5	.310	.426	.380
3B Billy Shindle	103	415	87	68	13	1	0	38	33	17	39	6	.210	.246	.278
Sub Ed Mayer	68	268	50	24	2	4	0	31	14	7	29	4	.187	.224	.238
P Kid Gleason	65	214	53	31	5	2	0	17	20	6	17	2	.248	.290	.318
P Duke Esper	39	123	27	18	4	1	0	9	7	1	19	0	.220	.268	.262
P Jack Thornton	39	123	17	7	3	0	0	6	2	1	10	0	.138	.163	.152
Sub Bill Gray	23	75	18	11	0	0	0	7	3	3	10	0	.240	.240	.296
Sub Jerry Denny (3)	19	73	21	5	1	1	0	11	4	1	6	0	.288	.329	.325
P Bill Kling	13	31	6	3	0	0	0	2	7	0	3	0	.194	.194	.342
Sub Jocko Fields (2)	8	30	7	4	2	1	0	5	4	0	2	0	.233	.367	.324
P Tim Keefe (2)	11	29	5	0	0	1	0	1	4	0	16	0	.172	.241	.273
Sub Lou Graulich	7	26	8	2	0	0	0	3	1	0	2	0	.308	.308	.333
Sub Joe Donohue	6	22	7	2	1	0	0	2	1	0	3	1	.318	.364	.375
P Ed Cassian (1)	6	17	2	0	0	0	0	1	0	0	4	0	.118	.118	.118
Sub Harry Morelock	4	14	1	1	0	0	0	0	3	0	3	0	.071	.071	.235
P Phenomenal Smith	3	8	3	0	0	0	0	2	2	1	0	0	.375	.375	.500
P John Schultze	6	6	1	3	1	0	0	0	0	0	2	0	.167	.333	.167
Sub Walter Plock	2	5	2	2	0	0	0	0	0	0	1	1	.400	.400	.500
P Mike Kilroy	3	5	2	1	0	0	0	1	1	0	1	0	.400	.400	.500
P Joe Gormley	1	4	0	0	0	0	0	0	0	0	3	0	.000	.000	.000
P Phil Saylor	1	1	0	0	0	0	0	0	0	0	1	0	.000	.000	.000
Sub Charlie Bastian (1)	1	0	0	0	0	0	0	0	0	0	0	0	—	—	—
	138	4929	1244	756	180	51	21	617	482	232	412	58	.252	.322	.326

1B—Brown 97, Delahanty 27, Denny 12, Graulich 3, Clements 2

2B—Myers 135, Delahanty 3, Mayer 1

SS—Allen 118, Mayer 7, Morelock 4, Gleason 4, Shindle 3, Gray 3, Donohue 2, Bastian 1

3B—Shindle 100, Mayer 31, Denny 7, Gray 1

OF—Thompson 133, Hamilton 133, Delahanty 99, Mayer 29, Gray 10, Gleason 9, Donohue 4, Thornton 3, Brown 2, Plock 2, Kling 1

C—Clements 107, Brown 19, Gray 11, Fields 8, Graulich 4

P—Gleason 53, Esper 39, Thornton 37, Kling 12, Keefe 11, Cassian 6, Schultze 6, Smith 3, Kilroy 3, Gormley 1, Saylor 1

	Pos	G	TC	PO	A	DP	E	PB	FA
Myers	2B	135	845	354	438	67	53	—	.937
Hamilton	LF	133	335	287	17	7	31	—	.907

THE ANNUAL RECORD

	Pos	G	TC	PO	A	DP	E	PB	FA
Thompson	RF	133	284	234	32	6	18	—	.937
Allen	SS	118	763	258	426	50	79	—	.896
Clements	C	107	564	415	108	10	41	31	.927
Shindle	3B	100	459	153	248	24	58	—	.874
Delahanty	CF	99	243	199	22	3	22	—	.909
"	1B	27	295	265	14	17	16		.946
Brown	1B	97	1057	997	48	60	12		.989
"	C	19	85	60	19	2	6	8	.929
Gleason	P	53	106	22	73	2	11	—	.896
Esper	P	39	75	4	67	2	4	—	.947
Thornton	P	37	101	28	61	4	12	—	.881
Mayer	3B	31	133	47	72	3	14	—	.895
"	CF@	29	55	39	8	0	8		.855
Denny	1B	12	128	123	2	5	3	—	.977
Kling	P	12	14	1	12	0	1	—	.929
Gray	C	11	46	30	7	1	9	6	.804
"	CF@	10	17	13	2	0	2		.882
Keefe	P	11	20	3	16	0	1	—	.950
		138	5924	3618	1800	108	443	56	.925

	G	IP	H	GS	CG	W	L	SO	BB	Sh	Sv	ERA	HB	WP	HR
Kid Gleason	53	418	431	44	40	24	22	100	165	1	1	3.51	13	17	10
Duke Esper	39	296	302	36	25	20	15	108	121	1	1	3.56	7	5	8
Jack Thornton	37	269	268	32	23	15	16	52	115	1	2	3.68	10	8	3
Tim Keefe (2)	11	78.1	82	10	9	3	6	34	30	0	1	3.91	4	5	1
Bill Kling	12	75	91	7	4	4	2	26	32	0	0	4.32	2	6	3
Ed Cassian (1)	6	38	40	4	3	1	3	10	16	0	0	2.84	3	7	0
Phenomenal Smith	3	19	20	2	0	1	1	3	8	0	0	4.26	0	0	1
John Schultze	6	15	18	1	0	0	1	4	11	0	0	6.60	0	0	1
Mike Kilroy	3	10	15	1	0	0	2	3	4	0	0	9.90	2	1	1
Joe Gormley	1	8	10	1	1	0	1	2	5	0	0	5.63	0	0	0
Phil Saylor	1	3	2	0	0	0	0	0	0	0	0	6.00	0	0	1
		1229.1	1279	138	105	68	69	342	507	3	5	3.73	41	49	29

CLEVELAND

Bob Leadley (34-34) Pat Tebeau (34-40)

League Park I

	G	AB	H	R	2B	3B	HR	RBI	BB	SB	SO	HBP	BA	SA	OBP
SS Ed McKean	141	603	170	115	13	12	6	69	64	14	19	1	.282	.373	.352
CF George Davis	136	570	165	115	35	12	3	89	53	42	29	4	.289	.409	.354
LF Jimmy McAleer	136	565	134	97	16	11	1	61	49	51	47	5	.237	.310	.305
2B Cupid Childs	141	551	155	120	21	12	2	83	97	39	32	7	.281	.374	.395
1B Jake Virtue	139	517	135	82	19	14	2	72	75	15	40	8	.261	.364	.363
C Chief Zimmer	116	440	112	55	21	4	3	69	33	15	49	4	.255	.341	.312
RF Ralph Johnson	80	327	84	49	8	3	1	46	22	16	23	8	.257	.309	.319
Sub Jack Doyle	69	250	69	43	14	4	0	43	26	24	44	3	.276	.364	.351
3B Pat Tebeau	61	249	65	38	8	3	1	41	16	12	13	3	.261	.329	.313
P Cy Young	55	174	29	23	5	2	1	18	11	2	30	0	.167	.236	.216
Sub Jesse Burkett	42	167	45	29	7	4	0	13	23	1	19	0	.269	.359	.358
P Leon Viau	45	144	23	15	3	2	0	6	12	2	28	0	.160	.208	.224
P Henry Gruber	46	141	23	17	3	2	1	20	21	0	35	1	.163	.234	.276
Sub Jerry Denny (2)	36	138	31	17	5	0	0	21	12	3	23	1	.225	.261	.291
Sub John Shearon	30	124	30	10	1	1	0	13	1	6	15	0	.242	.266	.248
Sub Billy Alvord (1)	13	59	17	7	2	2	1	7	0	0	7	1	.288	.441	.300
P Ed Seward	7	19	4	2	2	0	0	1	3	0	4	0	.211	.316	.318

	G	AB	H	R	2B	3B	HR	RBI	BB	SB	SO	HBP	BA	SA	OBP
P Ed Beatin	5	13	1	0	0	0	0	0	0	0	2	0	.077	.077	.077
P Frank Knauss	3	6	1	1	0	0	0	0	0	0	1	0	.167	.167	.167
Sub Marty Sullivan (2)	1	4	1	0	0	0	0	1	0	0	1	0	.250	.250	.250
P Charlie Getzein (2)	1	4	0	0	0	0	0	0	0	0	1	0	.000	.000	.000
P Henry Killeen	1	3	0	0	0	0	0	0	1	0	0	0	.000	.000	.250
Sub Bill Collins	2	3	0	0	0	0	0	0	0	0	0	0	.000	.000	.000
Sub Joe Daly	1	3	0	0	0	0	0	0	0	0	2	0	.000	.000	.000
	141	5074	1295	835	183	88	22	673	519	242	464	46	.255	.339	.330

1B—Virtue 139, Seward 1, Johnson 1

2B—Childs 141

SS—McKean 141, Doyle 1

3B—Tebeau 61, Denny 29, Davis 22, Doyle 20, Alvord 13, Zimmer 1

OF—McAleer 136, Davis 116, Johnson 79, Burkett 42, Shearon 28, Doyle 21, Denny 8, Seward 3, Gruber 2, Viau 1,

Collins 1, Sullivan 1, Daly 1, Tebeau 1

C—Zimmer 116, Doyle 29, Collins 1

P—Young 55, Viau 45, Gruber 44, Shearon 6, Beatin 5, Knauss 3, Seward 3, Davis 3, Getzein 1, Killeen 1

	Pos	G	TC	PO	A	DP	E	PB	FA
Childs	2B	141	908	371	455	54	82	—	.910
McKean	SS	141	802	248	463	42	91	—	.887
Virtue	1B	139	1553	1465	44	70	44	—	.972
McAleer	LF	136	328	284	19	1	25	—	.924
Zimmer	C	116	702	476	181	7	45	35	.936
Davis	CF	116	305	257	27	1	21	—	.931
"	3B	22	96	35	49	5	12	—	.875
Johnson	RF	79	125	99	10	1	16	—	.872
Tebeau	3B	61	285	102	150	13	33	—	.884
Young	P	55	108	10	89	0	9	—	.917
Viau	P	45	105	12	79	2	14	—	.867
Gruber	P	44	108	8	90	5	10	—	.907
Burkett	RF@	42	65	53	5	1	7	—	.892
Doyle	C	29	145	99	31	1	15	19	.897
"	CF@	21	52	39	4	0	9	—	.827
"	3B	20	92	40	38	4	14	—	.848
Denny	3B	29	112	39	60	1	13	—	.884
Shearon	RF@	28	43	30	5	0	8	—	.814
Alvord	3B	13	59	20	28	1	11	—	.814
		141	6069	3728	1856	86	485	55	.920

	G	IP	H	GS	CG	W	L	SO	BB	Sh	Sv	ERA	HB	WP	HR
Cy Young	55	423.2	431	46	43	27	22	147	140	0	2	2.85	10	12	6
Henry Gruber	44	348.2	407	40	35	17	22	79	119	1	0	4.13	7	20	10
Leon Viau	45	343.2	367	38	31	18	17	130	138	0	0	3.01	15	21	2
John Shearon	6	46	57	5	4	1	3	19	24	0	0	3.52	1	1	2
Eb Beatin	5	29	39	4	2	0	3	4	21	0	0	5.28	6	1	0
Ed Seward	3	16.1	16	3	0	2	1	4	11	0	0	3.86	0	1	0
Frank Knauss	3	15	23	3	1	0	3	6	8	0	0	7.20	4	0	1
Charlie Getzein (2)	1	9	12	1	1	0	1	4	4	0	0	8.00	0	1	1
Henry Killeen	1	8.2	11	1	1	0	1	3	8	0	0	6.23	0	0	1
George Davis	3	4	8	0	0	0	1	4	3	0	1	15.75	0	0	1
		1244	1371	141	118	65	74	400	466	1	3	3.50	43	57	24

BROOKLYN

John Ward

Eastern Park

	G	AB	H	R	2B	3B	HR	RBI	BB	SB	SO	HBP	BA	SA	OBP
CF Mike Griffin	134	521	139	106	36	9	3	65	57	65	31	1	.267	.388	.340
1B Dave Foutz	130	521	134	87	26	8	2	73	40	48	25	2	.257	.349	.313
3B George Pinkney	135	501	137	80	19	6	2	71	67	44	32	7	.273	.347	.367
RF Oyster Burns	123	470	134	75	24	13	4	83	53	21	30	0	.285	.417	.358
SS John Ward	104	441	122	85	13	5	0	39	36	57	10	3	.277	.329	.335
2B Hub Collins	107	435	120	82	16	5	3	31	59	32	63	2	.276	.356	.365
LF Darby O'Brien	103	395	100	79	18	6	5	57	39	31	53	7	.253	.367	.331
C Tom Kinslow	61	228	54	22	6	0	0	33	9	3	22	0	.237	.263	.266
C Con Daily	60	206	66	25	10	1	0	30	15	7	13	4	.320	.379	.378
Sub Tom Daly	58	200	50	29	11	5	2	27	21	7	34	2	.250	.385	.327
P Bob Caruthers	56	171	48	24	5	3	2	23	25	4	13	0	.281	.380	.372
Sub John O'Brien	43	167	41	22	4	2	0	26	12	4	17	3	.246	.293	.308
P Tom Lovett	44	153	25	14	1	2	0	17	7	4	29	1	.163	.196	.205
Sub Bones Ely	31	111	17	9	0	1	0	11	7	4	9	0	.153	.171	.203
P Bill Terry	30	91	19	10	7	1	0	6	9	4	26	3	.209	.308	.301
P George Hemming	27	82	13	11	3	2	0	10	6	2	21	0	.159	.244	.216
P Bert Inks	13	35	10	3	1	0	0	0	2	0	5	0	.286	.314	.324
Sub Jack Burdock	3	12	1	1	0	0	0	1	1	0	1	0	.083	.083	.154
Sub Tom Esterbrook	3	8	3	1	0	0	0	0	0	0	1	1	.375	.375	.444
	137	4748	1233	765	200	69	23	603	465	337	435	36	.260	.345	.330

1B—Foutz 124, Daly 15, Daily 1

2B—Collins 72, J. O'Brien 43, Ward 18, Burdock 3, Esterbrook 1, Ely 1, Caruthers 1

SS—Ward 87, Ely 28, Daly 11, Burns 6, Pinkney 5, Daily 2, Foutz 1

3B—Pinkney 130, Burns 5, Ely 2

OF—Griffin 134, Burns 113, D. O'Brien 103, Collins 35, Caruthers 17, Daly 7, Terry 5, Daily 3, Esterbrook 2

C—Kinslow 61, Daily 55, Daly 26

P—Lovett 44, Caruthers 38, Hemming 27, Terry 25, Inks 13, Foutz 6

	Pos	G	TC	PO	A	DP	E	PB	FA
Griffin	CF	134	400	353	31	7	16	—	.960
Pinkney	3B	130	450	146	261	10	43	—	.904
Foutz	1B	124	1313	1235	47	50	31	—	.976
Burns	RF	113	205	173	16	5	16	—	.922
D. O'Brien	LF	103	225	203	11	1	11	—	.951
Ward	SS	87	542	180	296	28	66	—	.878
"	2B	18	117	55	56	8	6	—	.949
Collins	2B	72	442	180	222	19	40	—	.910
"	LF@	17	23	16	2	0	5	—	.855
Kinslow	C	61	332	252	54	6	26	22	.922
Daily	C	55	319	230	65	2	24	10	.925
Lovett	P	44	88	23	59	2	6	—	.932
J. O'Brien	2B	43	219	85	102	13	32	—	.854
Caruthers	P	38	84	13	16	2	5	—	.940
"	RF@	17	23	16	2	0	5	—	.783
Ely	SS	28	184	54	106	9	24	—	.870
Hemming	P	27	59	9	44	1	6	—	.898
Daly	C	26	168	133	15	0	20	4	.881
"	1B	15	143	31	9	5	3	—	.979
"	SS	11	64	16	33	2	15	—	.766
Terry	P	25	46	10	34	1	2	—	.957
Inks	P	13	22	2	18	0	2	—	.909
		137	5677	3610	1635	73	432	36	.924

	G	IP	H	GS	CG	W	L	SO	BB	Sh	Sv	ERA	HB	WP	HR
Tom Lovett #	44	365.2	361	43	39	23	19	129	129	3	0	3.69	20	21	14
Bob Caruthers	38	297	323	32	29	18	14	69	107	2	1	3.12	13	12	7
George Hemming	27	199.2	231	22	19	8	15	83	84	1	1	4.96	11	10	11
Bill Terry	25	194	207	22	18	6	16	65	80	1	1	4.22	7	11	5
Bert Inks	13	96.1	99	13	11	3	10	47	43	1	0	4.02	6	5	2
Dave Foutz	6	52	51	5	5	3	2	14	16	0	0	3.29	1	0	1
	1204.2	1272	137	121	61	76	407	459	8	3	3.86	58	59	40	

No-hit game 4-0 vs New York, September 22

CINCINNATI

Tom Loftus

League Park I

	G	AB	H	R	2B	3B	HR	RBI	BB	SB	SO	HBP	BA	SA	OBP
2B Bid McPhee	138	562	144	107	14	16	6	38	74	33	35	2	.256	.370	.345
1B Long John Reilly	135	546	132	60	20	13	4	64	9	22	42	10	.242	.348	.267
3B Arlie Latham	135	533	145	119	20	10	7	53	74	87	35	11	.272	.386	.372
SS Germany Smith	138	512	103	50	11	5	3	53	36	16	32	1	.201	.260	.258
CF Bug Holliday	111	442	141	74	21	10	9	84	37	30	28	3	.319	.473	.376
C Jerry Harrington	92	333	76	25	10	5	2	41	19	4	34	1	.228	.306	.272
RF Lefty Marr (1)	72	286	74	32	9	7	0	32	25	16	15	2	.259	.339	.323
C Jim Keenan	75	252	51	30	7	5	4	33	33	2	39	3	.202	.317	.302
Sub Jocko Halligan	61	247	77	43	13	6	3	44	24	5	25	1	.312	.449	.375
LF Pete Browning (2)	55	216	74	29	10	3	0	33	24	12	23	2	.343	.417	.413
P Tony Mullane	64	209	31	16	1	2	0	10	18	4	33	4	.148	.172	.229
Sub Mike Slattery (1)	41	158	33	24	3	2	1	16	10	1	10	0	.209	.272	.256
P Billy Rhines	48	148	18	10	3	1	0	5	7	1	30	0	.122	.155	.167
Sub Ervin Curtis (1)	27	108	29	11	3	3	1	13	9	3	19	1	.269	.380	.331
P Charley Radbourn	29	96	17	11	2	2	0	10	4	1	11	0	.177	.240	.225
Sub Bob Clark	16	54	6	2	0	0	0	3	6	3	9	1	.111	.111	.213
P Cannonball Crane (2)	15	46	5	3	0	0	0	2	3	3	12	0	.109	.109	.163
P Jesse Duryea (1)	10	32	1	0	0	0	0	3	0	1	5	0	.031	.031	.031
Sub Frank Foreman (1)	1	4	1	0	1	0	0	0	0	0	0	0	.250	.250	.250
Sub Pop Corkhill (2)	1	4	0	0	0	0	0	0	0	0	1	0	.000	.000	.000
P Clarence Stephens	1	3	0	0	0	0	0	0	0	0	1	0	.000	.000	.000
	138	4791	1158	646	148	90	40	537	414	244	439	44	.242	.335	.308

1B—Reilly 100, Keenan 41

2B—McPhee 138

SS—Smith 138

3B—Latham 135, Mullane 3, Radbourn 1, Harrington 1, Keenan 1

OF—Holliday 111, Marr 72, Halligan 61, Browning 55, Slattery 41, Reilly 36, Curtis 27, Mullane 12, Radbourn 2, Corkhill 1, Foreman 1

C—Harrington 92, Keenan 34, Clark 16, Latham 1

P—Mullane 51, Rhines 48, Radbourn 26, Crane 15, Duryea 10, Stephens 1

	Pos	G	TC	PO	A	DP	E	PB	FA
McPhee	2B	138	923	389	492	72	42	—	.954
Smith	SS	138	822	240	507	40	75	—	.909
Latham	3B	135	622	177	370	24	75	2	.879
Holliday	CF	111	212	186	13	3	13	—	.939
Reilly	1B	100	1151	1104	26	60	21	—	.982
"	OF@	36	71	57	8	1	6	—	.915
Harrington	C	92	544	388	106	6	50	36	.908

THE ANNUAL RECORD

	Pos	G	TC	PO	A	DP	E	PB	FA
Marr	RF	72	97	75	6	2	16	—	.835
Halligan	RF@	61	111	89	6	1	16	—	.856
Browning	LF	55	118	103	6	2	9	—	.924
Mullane	P	51	120	22	93	2	5	—	.958
"	RF@	12	10	9	0	0	1	—	.900
Rhines	P	48	110	8	95	3	7	—	.936
Keenan	1B	41	493	456	24	19	13	—	.974
"	C	34	175	131	27	3	17	17	.903
Slattery	CF@	41	101	91	4	1	6	—	.941
Curtis	LF@	27	65	50	6	1	9	—	.862
Radbourn	P	26	50	8	36	1	6	—	.880
Clark	C	16	76	50	16	1	10	6	.868
Crane	P	15	32	3	26	2	3	—	.906
Duryea	P	10	26	4	16	0	4	—	.833
		138	5938	3653	1896	101	409	61	.931

	G	IP	H	GS	CG	W	L	SO	BB	Sh	Sv	ERA	HB	WP	HR
Tony Mullane	51	426.1	390	47	42	23	26	124	187	1	0	3.23	18	18	15
Billy Rhines	48	372.2	364	43	40	17	24	138	124	1	1	2.87	22	18	4
Charley Radbourn	26	218	236	24	23	11	13	54	62	2	0	4.25	13	8	13
Cannonball Crane (2)	15	116.2	134	13	11	4	8	51	64	1	0	4.09	3	5	3
Jess Duryea (1)	10	77	101	10	8	1	9	23	25	0	0	5.38	7	10	4
Clarence Stephens	1	8	9	1	1	0	1	3	3	0	0	7.88	0	0	1
* One combined shutout on April 27: Mullane 3 innings, Rhines 6 innings															
		1218.2	1234	138	125	56	81	393	465	6	1	3.55	63	59	40

PITTSBURGH

Ned Hanlon (31-47) Bill McGunnigle (24-33)

Exposition Park II

	G	AB	H	R	2B	3B	HR	RBI	BB	SB	SO	HBP	BA	SA	OBP	
1B Jake Beckley	133	554	162	94	20	19	4	73	44	13	46	8	.292	.422	.353	
UT Doggie Miller	135	548	156	80	19	6	4	57	59	35	26	3	.285	.363	.357	
2B Lou Bierbauer	121	500	103	60	13	6	1	47	28	12	19	3	.206	.262	.252	
CF Ned Hanlon	119	455	121	87	12	8	0	60	48	54	30	4	.266	.327	.341	
3B Charlie Reilly	114	415	91	43	8	5	3	44	29	20	58	4	.219	.284	.277	
RF Fred Carroll	91	353	77	55	13	4	4	48	48	22	36	2	.218	.312	.315	
SS Frank Shugart	75	320	88	57	19	8	3	33	20	21	26	3	.275	.413	.324	
C Connie Mack	75	280	60	43	10	0	0	29	19	4	11	9	.214	.250	.286	
LF Pete Browning (1)	50	203	59	35	14	1	4	28	27	4	31	1	.291	.429	.377	
P Mark Baldwin	53	177	27	11	3	2	1	12	15	1	67	0	.153	.209	.219	
P Al Maul	47	149	28	15	2	4	0	14	20	4	28	0	.188	.255	.284	
P Silver King	49	148	25	12	2	3	0	9	14	0	31	0	.169	.223	.241	
Sub Pop Corkhill (3)	41	145	33	16	1	1	3	20	7	7	10	1	.228	.310	.268	
Sub Dan Lally	41	143	32	24	6	2	1	17	16	0	20	1	.224	.315	.319	
Sub Tun Berger	43	134	32	15	2	2	1	14	12	4	10	3	.239	.291	.315	
P Jim Galvin	33	109	18	11	0	0	0	7	3	0	29	2	.165	.165	.202	
Sub Jocko Fields (2)	23	75	18	10	3	0	0	5	10	1	13	1	.240	.280	.337	
P Harry Staley (1)	9	31	7	4	0	1	0	3	3	0	4	0	.226	.290	.294	
Sub Piggy Ward	5	18	6	3	0	0	0	2	3	3	3	1	.333	.333	.455	
Sub Jack Newell	5	18	2	1	0	0	0	2	0	0	0	1	.111	.111	.158	
P Scott Stratton (2)	2	8	1	1	0	0	0	0	0	0	3	0	.125	.125	.125	
Sub Ed Spurney	3	7	2	2	1	0	0	0	2	0	1	0	.286	.429	.444	
Sub Sam LaRoque (1)	1	4	0	0	0	0	0	0	0	0	1	0	.000	.000	.000	
		137	4794	1148	679	148	71	29	524	427	205	503	50	.239	.318	.308

1B—Beckley 133, Mack 3, Miller 1

2B—Bierbauer 121, Berger 17

SS—Shugart 75, Miller 37, Reilly 11, Fields 8, Berger 6, Spurney 3, Hanlon 1

3B—Reilly 99, Miller 34, Newell 5, LaRoque 1, King 1

OF—Hanlon 119, Carroll 91, Browning 50, Corkhill 41, Lally 41, Maul 40, Miller 24, Ward 5, Reilly 4, Kelley 2, Berger 2

C—Mack 72, Miller 41, Berger 18, Fields 15

P—Baldwin 53, King 48, Galvin 33, Staley 9, Maul 8, Stratton 2

	Pos	G	TC	PO	A	DP	E	PB	FA
Beckley	1B	133	1361	1250	87	63	24	—	.982
Bierbauer	2B	121	770	331	384	42	55	—	.929
Hanlon	CF	119	277	219	25	1	33	—	.881
Reilly	3B	99	420	128	232	8	60	—	.857
"	SS	11	49	17	28	1	4		.918
Carroll	RF	91	188	160	12	2	16	—	.915
Shugart	SS	75	451	172	235	34	44	—	.902
Mack	C	72	473	359	79	1	35	35	.926
Baldwin	P	53	130	37	80	4	13	—	.900
Browning	LF	50	136	115	8	0	13	—	.904
King	P	48	96	19	67	5	10	—	.896
Miller	C	41	257	190	51	2	16	17	.938
"	SS	37	203	66	101	10	36		.823
"	3B	34	136	33	83	1	20		.853
"	LF@	24	46	35	2	0	8		.826
Corkhill	CF@	41	92	77	9	3	6	—	.935
Lally	RF@	41	56	45	2	0	9	—	.839
Maul	OF	40	73	57	7	2	9	—	.877
Galvin	P	33	80	20	52	1	8	—	.900
Berger	C	18	87	63	17	0	7	2	.920
"	2B	17	92	41	41	1	10		.891
Fields	C	15	87	62	16	0	9	10	.897
		137	5755	3587	1693	76	475	64	.917

	G	IP	H	GS	CG	W	L	SO	BB	Sh	Sv	ERA	HB	WP	HR
Mark Baldwin	53	437.2	385	51	48	21	28	197	227	2	1	2.76	23	24	10
Silver King	48	384.1	382	44	40	14	29	160	144	3	1	3.11	18	22	7
Jim Galvin	33	246.2	256	30	23	15	14	46	62	2	0	2.88	13	5	10
Harry Staley (1)	9	71.2	77	7	6	4	5	25	11	0	0	2.89	2	2	4
Al Maul	8	39	44	3	3	1	2	13	16	0	1	2.31	3	2	0
Scott Stratton (2)	2	18.1	16	2	2	0	2	5	5	0	0	2.45	0	0	0
	1197.2	1160	137	122	55	80	446	465	7	3		2.89	59	55	31

AMERICAN ASSOCIATION

	G	W	L	Pct	H	R	GB	Attendance
1. Boston Reds	139	93	42	.689	51-17	42-25	—	170,000
2. St. Louis Browns	139	85	51	.625	52-21	33-30	8.5	220,000
@ Milwaukee Brewers	36	21	15	.583	16-5	5-10	22.5	45,000
3. Baltimore Orioles	139	71	64	.526	44-24	27-40	22	150,000
4. Philadelphia Athletics	139	73	66	.525	43-26	30-40	22	168,000
5. Columbus Solons	138	61	76	.445	34-29	27-47	33	105,000
6. Cincinnati Kelly's Killers	102	43	57	.430	24-20	19-37	32.5	63,000
7. Louisville Colonels	139	54	83	.394	39-32	15-51	40	140,000
8. Washington Nationals	139	44	91	.326	28-40	16-51	49	112,000

@ Did not play enough games to qualify for the pennant

	Bos	StL	Mil	Bal	Phi	Col	Cin	Lou	Was	Tot
Boston	—	8	5	12	13	15	8	14	18	93
St. Louis	10	—	0	12	10	11	14	11	17	85
Milwaukee	2	1	—	3	3	5	*	3	4	21
Baltimore	8	7	3	—	9	12	7	14	11	71
Philadelphia	7	10	5	10	—	11	8	12	10	73
Columbus	5	9	0	7	9	—	7	12	12	61
Cincinnati	5	5	*	5	4	8	—	7	9	43
Louisville	3	9	1	6	8	8	9	—	10	54
Washington	2	2	1	9	10	6	4	10	—	44
	42	51	15	64	66	76	57	83	91	557

* Teams did not meet

SEASON LEADERS

Batting Average (350 ABs)

1. Brouthers, Boston	.350
2. Duffy, Boston	.336
3. O'Neill, St. Louis	.323
4. T. Brown, Boston	.321
5. Van Haltren, Baltimore	.318

Slugging Average

1. Brouthers, Boston	.512
2. Milligan, Philadelphia	.505
3. Farrell, Boston	.474
4. T. Brown, Boston	.469
5. Cross, Philadelphia	.458

On-Base Percentage

1. Brouthers, Boston	.471
2. D. Lyons, St. Louis	.445
3. Hoy, St. Louis	.424
4. Seery, Cincinnati	.423
5. Duffy, Boston	.408

Total Bases

1. T. Brown, Boston	276
2. Van Haltren, Baltimore	251
3. Brouthers, Boston	249
4. Duffy, Boston	243
5. Werden, Baltimore	234

Home Runs

1. Farrell, Boston	12
2. Milligan, Philadelphia	11
D. Lyons, St. Louis	11
4. Four with	10

RBI

1. Farrell, Boston	110
Duffy, Boston	110
3. Brouthers, Boston	109
4. Milligan, Philadelphia	106
5. Werden, Baltimore	104

Hits

1. T. Brown, Boston	189
2. Duffy, Boston	180
Van Haltren, Baltimore	180
4. McCarthy, St. Louis	176
5. Brouthers, Boston	170

Runs

1. T. Brown, Boston	177
2. Van Haltren, Baltimore	136
3. Hoy, St. Louis	134
Duffy, Boston	134
5. McCarthy, St. Louis	124
D. Lyons, St. Louis	124

Bases on Balls

1. Hoy, St. Louis	119
2. Crooks, Columbus	103
3. McTamany, Col-Phila	101
4. Radford, Boston	96
5. B. Johnson, Baltimore	89

Stolen Bases

1. T. Brown, Boston	106
2. Duffy, Boston	85
3. Van Haltren, Baltimore	75
4. Hoy, St. Louis	59
5. Radford, Boston	55

Strikeouts

1. T. Brown, Boston	96
2. McTamany, Col-Phila	92
3. P. Gilbert, Baltimore	77
Lehane, Columbus	77
5. Weyhing, Philadelphia	65

Hit By Pitch

1. Welch, Baltimore	36
2. P. Gilbert, Baltimore	28
3. Brouthers, Boston	24
4. D. Lyons, St. Louis	18
5. Larkin, Philadelphia	15
Milligan, Philadelphia	15

OPS

1. Brouthers, Boston	.983
2. Milligan, Philadelphia	.903
3. D. Lyons, St. Louis	.900
4. T. Brown, Boston	.865
5. Duffy, Boston	.861

PITCHING

Wins

1. McMahon, Baltimore	35
2. Haddock, Boston	34
3. Stivetts, St. Louis	33
4. Weyhing, Philadelphia	31
5. Buffinton, Boston	29

Losses

1. Carsey, Washington	37
2. Knell, Columbus	27
3. McMahon, Baltimore	25
4. Chamberlain, Philadelphia	23
Dwyer, Cincinnati-Milwaukee	23

Innings

1. McMahon, Baltimore	503
2. Knell, Columbus	462
3. Weyhing, Philadelphia	450
4. Stivetts, St. Louis	440
5. Carsey, Washington	415

Complete Games

1. McMahon, Baltimore	53
2. Weyhing, Philadelphia	51
3. Knell, Columbus	47
4. Carsey, Washington	46
5. Chamberlain, Philadelphia	44

Strikeouts

1. Stivetts, St. Louis	259
2. Knell, Columbus	228
3. Weyhing, Philadelphia	219
McMahon, Baltimore	219
5. Chamberlain, Philadelphia	204

Winning Percentage (25 decisions)

1. Buffinton, Boston	.763
2. Haddock, Boston	.756
3. Weyhing, Philadelphia	.608
4. Stivetts, St. Louis	.600
5. McMahon, Baltimore	.593

ERA (140 Innings)

1. Crane, Cincinnati	2.45
2. Haddock, Boston	2.49
3. Buffinton, Boston	2.55
4. McMahon, Baltimore	2.81
5. Stivetts, St. Louis	2.86

Lowest OOBP

1. Buffinton, Boston	.285
2. Haddock, Boston	.299
3. McMahon, Baltimore	.306
4. Fitzgerald, Louisville	.315
5. Stivetts, St. Louis	.317
Weyhing, Philadelphia	.317

Lowest OBA

1. Knell, Columbus	.209
2. Stivetts, St. Louis	.215
3. Buffinton, Boston	.219
4. Crane, Cincinnati	.225
5. Haddock, Boston	.226

FIELDING

Putouts

1B

Werden, Baltimore	1422
Comiskey, St. Louis	1418
Lehane, Columbus	1362

Assists

Lehane, Columbus	71
Carney, Cincinnati-Milw	65
Comiskey, St. Louis	62

Fielding Average

Lehane, Columbus	.981
Werden, Baltimore	.980
Comiskey, St. Louis	.979

2B

Stricker, Boston	405
Crooks, Columbus	399
Hallman, Philadelphia	327

Stricker, Boston	418
Crooks, Columbus	404
Hallman, Philadelphia	399

Crooks, Columbus	.957
Stricker, Boston	.942
Hallman, Philadelphia	.930

3B

Gilbert, Baltimore	201
Mulvey, Philadelphia	172
D. Lyons, St. Louis	151

Gilbert, Baltimore	324
D. Lyons, St. Louis	246
Mulvey, Philadelphia	241

Whitney, Cincinnati-StL	.902
Mulvey, Philadelphia	.894
Kuehne, Columbus-Louis	.889

SS

Corcoran, Philadelphia	300
Wheelock, Columbus	248
Canavan, Cincinnati-Milw	231

Wheelock, Columbus	474
Radford, Boston	453
Corcoran, Philadelphia	434

Corcoran, Philadelphia	.911
Radford, Boston	.906
Wheelock, Columbus	.899

RF

B. Johnson, Baltimore	235
Wolf, Louisville	185
Duffy, Boston	166

B. Johnson, Baltimore	28
Wolf, Louisville	27
Duffy, Boston	23

Wolf, Louisville	.922
Duffy, Boston	.917
McCarthy, St. Louis	.898

CF

Weaver, Louisville	290
McTamany, Col-Phila	279
Welch, Baltimore	258

Weaver, Louisville	32
Hoy, St. Louis	26
Welch, Baltimore	25

Weaver, Louisville	.958
Corkhill, Philadelphia	.956
Welch, Baltimore	.946

LF

Donovan, Louisville-Wash	236
Duffee, Columbus	235
Wood, Philadelphia	221

Duffee, Columbus	33
Andrews, Cincinnati	25
Wood, Philadelphia	25

Andrews, Cincinnati	.961
Wood, Philadelphia	.939
O'Neill, St. Louis	.935

THE ANNUAL RECORD**C**

M. Murphy, Boston	532	McGuire, Washington	130	M. Murphy, Boston	.95447
Milligan, Philadelphia	470	M. Murphy, Philadelphia	118	Robinson, Baltimore	.95376
McGuire, Washington	442	Donahue, Columbus	108	Donahue, Columbus	.942

P

Knell, Columbus	40	McMahon, Baltimore	141	Meekin, Louisville	.957
Weyhing, Philadelphia	27	Carsey, Washington	120	Foreman, Washington	.952
Three with	22	Knell, Columbus	119	Gastright, Columbus	.944

Double Plays**1B**

Lehane, Columbus	98
Brouthers, Boston	82
Werden, Baltimore	79

Errors

Carney, Cincinnati-Milw	33
Comiskey, St. Louis	31
Werden, Baltimore	30
Brouthers, Boston	30

TC/Game

Comiskey, St. Louis	10.94
Werden, Baltimore	10.86
Carney, Cincinnati-Milw	10.8

2B

Stricker, Boston	78
Crooks, Columbus	72
Hallman, Philadelphia	53

Robinson, Cincinnati-StL	79
Dowd, Washington	67
Wise, Baltimore	66

Stricker, Boston	6.3
Crooks, Columbus	6.1
Wise, Baltimore	6.0

3B

Gilbert, Baltimore	34
Kuehne, Columbus-Louis	22
Mulvey, Philadelphia	18

Gilbert, Baltimore	84
D. Lyons, St. Louis	59
Alvord, Washington	57

Gilbert, Baltimore	4.4
Mulvey, Philadelphia	4.1
A. Whitney, Cincinnati-StL	3.93

SS

Wheelock, Columbus	65
Corcoran, Philadelphia	56
Radford, Boston	51

Canavan, Cincinnati-Milw	93
Hatfield, Washington	82
Wheelock, Columbus	81

Corcoran, Philadelphia	6.1
Hatfield, Washington	6.0
Canavan, Cincinnati-Milw	5.9

RF

B. Johnson, Baltimore	5
Wolf, Louisville	5
McCarthy, St. Louis	5

B. Johnson, Baltimore	37
L. Murphy, Washington	25
McCarthy, St. Louis	21

B. Johnson, Baltimore	2.3
Seery, Cincinnati	2.03
L. Murphy, Washington	1.97

CF

Weaver, Louisville	7
T. Brown, Boston	7
McTamany, Col-Phila	5

T. Brown, Boston	35
McTamany, Col-Phila	27
Hoy, St. Louis	27

Welch, Baltimore	2.64
Weaver, Louisville	2.59
Johnston, Cincinnati	2.4

LF

Wood, Philadelphia	10
Duffee, Columbus	7
Van Haltren, Baltimore	7

Beecher, Washington	26
Donovan, Louisville-Wash	26
Van Haltren, Baltimore	22

Donovan, Louisville-Wash	2.29
Duffee, Columbus	2.36
Wood, Philadelphia	2.1

C

Five with	11	McGuire, Washington	56	Milligan, Philadelphia	7.0
		Milligan, Philadelphia	37	M. Murphy, Boston	6.5
		Boyle, St. Louis	35	McGuire, Washington	6.41
		Kelly, Cincinnati-Boston	35		

Passed Ball Leaders: Milligan, Philadelphia (40); Ryan, Louisville (40); McGuire, Washington (39)

P

Carsey, Washington	5	Stivetts, St. Louis	15	Stratton, Louisville	3.3
Madden, Baltimore	5	Crane, Cincinnati	13	Madden, Baltimore	3.0
Four with	4	Carsey, Washington	12	Haddock, Boston	2.92
		Haddock, Boston	12		

BOSTON

Arthur Irwin

Congress Street Grounds

	G	AB	H	R	2B	3B	HR	RBI	BB	SB	SO	HBP	BA	SA	OBP
CF Tom Brown	137	589	189	177	30	21	5	71	70	106	96	4	.321	.469	.397
RF Hugh Duffy	127	536	180	134	20	8	9	110	61	85	29	4	.336	.453	.408
2B Cub Stricker	139	514	111	96	15	4	0	46	63	54	34	6	.216	.261	.309
1B Dan Brouthers	130	486	170	117	26	19	5	108	87	31	20	24	.350	.512	.471
UT Duke Farrell	122	473	143	108	19	13	12	110	59	21	48	4	.302	.474	.384
SS Paul Radford	133	456	118	102	11	5	0	65	96	55	36	5	.259	.305	.393
C Morg Murphy	106	402	87	60	11	4	4	54	36	17	58	5	.216	.294	.289
LF Hardy Richardson	74	278	71	45	9	4	7	51	40	16	26	1	.255	.392	.351
3B Bill Joyce	65	243	75	76	9	15	3	51	63	36	27	5	.309	.506	.460
P George Haddock	58	185	45	30	4	1	3	23	21	3	46	1	.243	.324	.324
P Charlie Buffinton	58	181	34	16	2	1	1	16	19	0	15	1	.188	.227	.269
Sub Jack McGeachy (1)	41	178	45	26	2	1	1	21	12	11	8	1	.253	.292	.304
P Cinders O'Brien	41	128	30	19	1	0	0	10	8	3	17	1	.234	.242	.285
Sub John Irwin (1)	19	72	16	6	2	0	0	15	6	6	9	0	.222	.306	.282
P Bill Daley	20	59	10	5	0	1	0	9	1	1	6	0	.169	.203	.183
P Clark Griffith (2)	10	23	4	6	1	1	1	3	6	1	5	1	.174	.435	.367
Sub Arthur Irwin	6	17	2	1	0	0	0	0	2	0	1	2	.118	.118	.282
Sub Mike Kelly (2)	4	15	4	2	0	0	1	4	0	1	2	0	.267	.467	.267
P John Fitzgerald	6	14	1	0	1	0	0	1	0	0	5	0	.071	.143	.071
Sub Tom Cotter	6	12	3	1	0	0	0	4	1	0	2	0	.250	.250	.308
Sub Tommy Dowd (1)	4	11	1	1	0	0	0	0	0	0	1	0	.091	.091	.091
Sub Tim Donahue	4	7	0	0	0	0	0	0	0	0	5	0	.000	.000	.000
Sub Frank Quinlan	2	5	0	0	0	0	0	0	0	0	2	0	.000	.000	.000
P Kid Madden (1)	1	3	2	0	0	0	0	1	0	0	0	1	.667	.667	.750
Sub Mike Flynn	1	2	0	0	0	0	0	0	0	0	1	0	.000	.000	.000
	139	4889	1341	1028	163	100	52	773	651	447	499	66	.274	.380	.367

1B—Brouthers 130, Farrell 4, Buffinton 4, Richardson 3, Joyce 1

2B—Stricker 139

SS—Radford 131, A. Irwin 6, Richardson 4, Duffy 1, J. Irwin 1

3B—Farrell 66, Joyce 64, Richardson 9, Duffy 3, J. Irwin 2

OF—Brown 137, Duffy 124, Richardson 60, McGeachy 41, Farrell 23, J. Irwin 17, Buffinton 10, Haddock 8, Dowd 4, Radford 4, Murphy 4, Griffith 3, Daley 2, Cotter 1, Quinlan 1

C—Murphy 104, Farrell 37, Cotter 5, Kelly 4, Donahue 4, Quinlan 1, Flynn 1

P—Haddock 51, Buffinton 48, O'Brien 40, Daley 19, Griffith 7, Fitzgerald 6, Radford 1, Madden 1

	Pos	G	TC	PO	A	DP	E	PB	FA
Stricker	2B	139	874	405	418	78	51	—	.942
Brown	CF	137	286	228	23	7	35	—	.878
Radford	SS	131	754	230	453	51	71	—	.906
Brouthers	1B	130	1377	1313	34	82	30	—	.978
Duffy	RF	124	206	166	23	3	17	—	.917
Murphy	C	104	681	532	118	8	31	28	.954
Farrell	3B	66	269	87	160	8	22		.918
"	C	37	240	152	69	5	19	26	.921
"	LF@	23	45	40	4	0	1		.978
Joyce	3B	64	272	82	149	12	41	—	.849
Richardson	LF	60	111	101	5	2	5	—	.955
Haddock	P	51	149	21	116	2	12	—	.919
Buffinton	P	48	136	10	117	3	9	—	.934
"	RF@	10	7	5	1	0	1		.857
McGeachy	LF@	41	67	57	4	0	6	—	.910
O'Brien	P	40	65	11	50	4	4	—	.938
Daley	P	19	40	4	32	1	4	—	.900
J. Irwin	LF@	17	34	25	5	0	4	—	.882
		139	5918	3656	1870	115	392	59	.934

THE ANNUAL RECORD

	G	IP	H	GS	CG	W	L	SO	BB	Sh	Sv	ERA	HB	WP	HR
George Haddock	51	379.2	330	47	37	34	11	169	137	5	1	2.49	14	25	8
Charlie Buffinton	48	363.2	303	43	33	29	9	158	120	2	1	.2.55	7	19	8
Cinders O'Brien	40	268.2	300	30	22	18	13	87	127	0	2	3.65	20	13	13
Bill Daley	19	126.2	119	11	10	8	6	68	81	0	2	2.98	7	11	6
Clark Griffith (2)	7	40	47	4	3	3	1	20	15	0	0	5.62	5	1	3
John Fitzgerald	6	32	49	3	2	1	1	16	11	0	1	5.63	2	2	2
Kid Madden (1)	1	8	10	1	1	0	1	6	6	0	0	6.75	3	3	2
Paul Radford	1	1	0	0	0	0	0	0	0	0	0	0.00	0	0	0
—Two combined shutouts: July 18, Buffinton 6 innings, Fitzgerald 3 innings; July 22, Buffinton 7 innings, O'Brien 2 innings															
	1219.2	1158	139	108	93	42	524	497	9	7	3.03	58	74	42	

ST. LOUIS
Charlie Comiskey
 Sportsman's Park I

	G	AB	H	R	2B	3B	HR	RBI	BB	SB	SO	HBP	BA	SA	OBP
SS Shorty Fuller	135	576	122	105	14	7	2	61	67	42	28	4	.212	.271	.298
1B Charlie Comiskey	139	572	148	84	16	2	2	88	33	38	25	7	.259	.304	.307
RF Tommy McCarthy	134	570	176	124	20	6	8	92	49	37	19	10	.309	.407	.374
CF Dummy Hoy	139	559	163	134	13	5	5	64	117	59	25	12	.292	.360	.424
LF Tip O'Neill	127	514	166	111	28	4	10	95	61	25	33	9	.323	.451	.404
3B Denny Lyons	120	451	142	124	24	3	11	84	88	9	58	18	.315	.455	.445
C Jack Boyle	121	434	122	76	18	8	5	79	44	18	35	12	.281	.394	.363
P Jack Stivetts	85	302	92	45	10	2	7	54	10	4	32	2	.305	.421	.331
2B Bill Eagan	82	297	65	49	11	4	4	43	44	21	54	3	.219	.323	.321
Sub Jack Munyan	60	176	41	41	4	3	0	19	41	13	39	4	.233	.290	.389
P Willie McGill (2)	35	83	13	12	1	1	0	4	25	2	25	1	.157	.193	.371
P Clark Griffith	27	77	12	11	1	0	1	8	8	2	15	2	.156	.208	.253
Sub Del Darling	17	53	7	9	1	3	0	9	10	0	11	0	.132	.264	.270
P Joe Neale	15	51	6	6	0	1	1	8	3	1	11	0	.118	.216	.167
P George Rettger	15	42	3	5	0	0	1	2	5	1	10	1	.071	.143	.188
P Jack Easton (2)	9	28	5	5	0	0	0	2	3	2	3	0	.179	.179	.258
Sub Joe Visner (2)	6	27	4	2	0	1	0	1	0	0	3	0	.148	.222	.148
Sub Paul Cook (2)	7	25	5	3	0	0	0	1	1	0	2	1	.200	.200	.259
P Harry Burrell	8	20	4	2	1	0	0	3	0	0	5	0	.200	.250	.261
Sub John Ricks	5	18	3	3	0	0	0	0	0	0	2	0	.167	.167	.167
Sub Paul McSweeney	3	12	3	2	1	0	0	2	0	1	0	1	.250	.333	.308
P Ted Breitenstein	6	12	0	2	0	0	0	0	2	1	0	0	.000	.000	.143
Sub Marty McQuaid	4	11	4	1	2	0	0	1	0	1	1	0	.364	.545	.364
P Jesse Duryea (2)	3	11	4	3	0	1	0	2	0	2	0	0	.364	.545	.364
Sub Art Whitney (2)	3	11	0	0	0	0	0	0	1	0	2	0	.000	.000	.083
Sub Bill Zies	2	3	1	0	0	0	0	0	0	0	0	0	.333	.333	.333
Sub Yank Robinson (2)	1	3	0	0	0	0	0	0	0	0	0	0	.000	.000	.000
Sub John Schultz	1	2	0	0	0	0	0	0	0	0	0	0	.000	.000	.000
Sub Harry Fuller	1	2	0	0	0	0	0	0	0	0	1	0	.000	.000	.000
	139	4942	1311	959	165	51	57	722	612	279	436	87	.265	.354	.356

1B—Comiskey 139, Boyle 3
 2B—Eagan 82, S. Fuller 38, McCarthy 14, McQuaid 3, Boyle 3, McSweeney 3, Darling 2, Robinson 1
 SS—S. Fuller 102, Boyle 25, McCarthy 12, Munyan 5, Darling 1
 3B—Lyons 120, Boyle 7, Ricks 5, Whitney 3, Munyan 3, McCarthy 2, H. Fuller 1, McSweeney 1
 OF—Hoy 139, O'Neill 127, McCarthy 112, Stivetts 24, Munyan 12, Visner 6, Boyle 3, Easton 2, Comiskey 2, Burrell 1, Rettger 1, McQuaid 1
 C—Boyle 91, Munyan 43, Darling 17, Cook 7, Zies 2, Schultz 1
 P—Stivetts 64, McGill 33, Griffith 27, Neale 15, Rettger 14, Burrell 7, Easton 7, Breitenstein 6, Duryea 3, McCarthy 1

	Pos	G	TC	PO	A	DP	E	PB	FA
Comiskey	1B	139	1511	1418	62	78	31	—	.979
Hoy	CF	139	304	251	26	3	27	—	.911
O'Neill	LF	127	214	195	5	0	14	—	.935
Lyons	3B	120	456	151	246	16	59	—	.871
McCarthy	RF	112	206	161	24	5	21	—	.898
"	2B	14	76	34	30	2	12		.842
"	SS	12	78	30	36	7	12		.846
S. Fuller	SS	102	551	165	307	36	79	—	.857
"	2B	38	206	81	109	21	16		.922
Boyle	C	91	551	428	88	11	35	29	.936
"	SS	25	99	30	54	6	15		.848
Eagan	2B	82	482	174	274	29	34	—	.929
Stivetts	P	64	147	22	110	2	15	—	.898
"	RF@	24	34	29	3	2	2		.941
McGill	P	33	47	4	36	0	7	—	.851
Munyan	C	43	218	169	16	1	13	23	.940
"	LF@	12	25	15	2	0	8		.680
Griffith	P	27	57	8	45	1	4	—	.909
Darling	C	17	113	78	23	0	12	15	.894
Neale	P	15	45	6	36	0	3	—	.933
Rettger	P	14	24	5	17	0	2	—	.917
		139	5822	3663	1691	91	459	71	.920

	G	IP	H	GS	CG	W	L	SO	BB	Sh	Sv	ERA	HB	WP	HR
Jack Stivetts	64	440	357	56	40	33	22	259	232	3	1	2.86	18	28	15
Willie McGill (2)	33	233	207	29	20	18	9	146	126	1	1	2.70	15	15	11
Clark Griffith (1)	27	186.1	195	17	12	11	8	68	58	0	0	3.33	15	8	8
Joe Neale	15	110.1	109	11	9	6	4	24	36	1	1	4.24	4	5	3
George Rettger	14	92.2	85	12	10	7	3	49	51	1	1	3.40	7	10	4
Jack Easton (2)	7	47.2	48	6	4	3	2	22	23	0	0	5.10	8	6	3
Harry Burrell	7	43	51	4	3	4	2	19	21	0	0	4.81	2	6	4
Ted Breitenstein	6	28.2	15	1	1	2	0	13	14	1	1	2.20	0	3	2
Jesse Duryea (2)	3	24	19	3	2	1	1	13	10	0	0	3.38	0	4	0
Tommy McCarthy	1	1	2	0	0	0	0	0	0	0	0	9.00	0	0	0

* One combined shutout on April 28: Stivetts 7 innings, Breitenstein 2 innings

1206.2 **1088** 139 101 85 51 **613** 571 8 5 3.23 68 85 **50**

No-hit game 8-0 vs Louisville, October 4

MILWAUKEE

Charlie Cushman

Athletic Field

	G	AB	H	R	2B	3B	HR	RBI	BB	SB	SO	HBP	BA	SA	OBP
CF Eddie Burke	35	144	34	31	9	0	2	21	12	7	19	10	.236	.340	.337
2B Jim Canavan (2)	35	142	38	33	2	4	3	21	16	7	10	0	.268	.401	.342
LF Abner Dalrymple	32	135	42	31	7	5	1	22	7	6	18	0	.311	.459	.345
RF Howard Earl	31	129	32	21	5	2	1	17	5	3	13	1	.248	.341	.281
SS George Shoch	34	127	40	29	7	1	1	16	18	12	5	9	.315	.409	.435
UT John Grim	29	119	28	14	5	1	1	14	2	1	5	0	.235	.319	.248
1B Jack Carney (2)	31	110	33	22	5	2	3	23	13	5	8	3	.300	.464	.389
C Farmer Vaughn (1)	25	99	33	13	7	0	0	9	4	1	5	0	.333	.404	.359
Sub Bob Pettit	22	80	14	10	4	0	1	5	7	2	7	3	.175	.263	.267
3B Gus Alberts	12	41	4	6	0	0	0	2	7	1	5	2	.098	.098	.260
P Frank Dwyer (2)	10	40	9	1	1	0	0	2	1	1	2	1	.225	.250	.262
P George Davies	12	37	9	4	2	0	0	4	6	0	6	0	.243	.297	.364

THE ANNUAL RECORD

	G	AB	H	R	2B	3B	HR	RBI	BB	SB	SO	HBP	BA	SA	OBP
P Frank Killen	11	35	8	8	3	0	0	5	8	0	7	0	.229	.314	.372
Sub Tom Letcher	6	21	4	3	1	0	0	2	0	1	1	0	.190	.238	.190
P Jim Hughey	2	7	1	0	0	0	0	1	0	0	2	0	.143	.143	.143
P Willard Mains (2)	2	5	3	1	0	0	0	0	1	0	1	0	.600	.600	.600
	36	1271	332	227	58	15	13	164	107	47	114	29	.261	.361	.333

1B—Carney 31, Vaughn 4, Earl 2

2B—Canavan 24, Pettit 9, Grim 3

SS—Shoch 25, Canavan 11

3B—Alberts 12, Grim 10, Shoch 9, Pettit 6

OF—Burke 35, Dalrymple 32, Earl 30, Pettit 7, Letcher 6, Vaughn 1, Dwyer 1

C—Vaughn 20, Grim 16

P—Davies 12, Killen 11, Dwyer 10, Mains 2, Hughey 2

	Pos	G	TC	PO	A	DP	E	PB	FA
Burke	CF	35	85	70	8	3	7	—	.918
Dalrymple	LF	32	55	44	6	1	5	—	.909
Carney	1B	31	349	324	20	16	5*	—	.986
Earl	RF	30	46	43	2	1	1	—	.978
Shoch	SS	25	146	51	85	4	10	—	.932
Canavan	2B	24	147	51	76	4	20	—	.864
"	SS	11	57	14	35	1	8*	—	.860
Vaughn	C	20	132	103	19	5*	10	5	.924
Grim	C	16	121	94	18	2	9	7	.926
"	3B	10	29	11	15	1	3	—	.897
Alberts	3B	12	43	14	21	2	8	—	.814
Davies	P	12	22	2	18	0	2	—	.909
Killen	P	11	28	3	22	1	3	—	.893
Dwyer	P	10	32	7	20	0	5	—	.844
		36	1487	927	444	20	116	12	.922

	G	IP	H	GS	CG	W	L	SO	BB	Sh	Sv	ERA	HB	WP	HR
George Davies	12	102	94	12	12	7	5	61	35	1	0	2.65	3	5	2
Frank Killen	11	96.3	73	11	11	7	4	38	51	2	0	1.68	3	4	1
Frank Dwyer (2)	10	86	92	10	10	6	4	27	21	0	0	2.20	4	1	2
Jim Hughey	2	15	18	1	1	1	0	9	3	0	0	3.00	0	0	0
Willard Mains (2)	2	10	14	2	1	0	2	2	10	0	0	10.80	0	1	1
		309.2	291	36	35	21	15	137	120	3	0	2.50	10	11	6

BALTIMORE

Billy Barnie

Oriole Park II (14 games); Union Park 56 games (beginning May 11)

	G	AB	H	R	2B	3B	HR	RBI	BB	SB	SO	HBP	BA	SA	OBP
LF George Van Haltren	139	566	180	136	14	15	9	83	71	75	46	4	.318	.443	.398
1B Perry Werden	139	552	160	102	20	18	6	104	52	46	59	11	.290	.424	.363
CF Curt Welch	132	514	138	122	22	10	3	55	77	50	42	36	.268	.368	.400
3B Pete Gilbert	139	513	118	81	15	7	3	72	37	31	77	28	.230	.304	.317
RF Bill Johnson	129	480	130	101	13	14	2	79	89	32	55	4	.271	.369	.389
SS Irv Ray	103	418	116	72	17	5	0	58	54	28	18	4	.278	.342	.366
2B Sam Wise	103	388	96	70	14	5	1	48	62	33	52	9	.247	.317	.364
C Wilbert Robinson	93	334	72	25	8	5	2	46	16	18	37	0	.216	.287	.251
P Sadie McMahon	61	210	43	31	2	4	1	15	7	6	36	1	.205	.267	.234
Sub George Townsend	61	204	39	29	5	4	0	18	20	3	21	5	.191	.255	.279

	G	AB	H	R	2B	3B	HR	RBI	BB	SB	SO	HBP	BA	SA	OBP
Sub John McGraw	41	115	31	17	3	5	0	14	12	4	17	4	.270	.383	.351
P Kid Madden (2)	38	107	29	18	2	2	1	15	9	2	10	2	.271	.355	.339
Sub Joe Walsh	26	100	21	14	0	1	1	10	6	4	18	0	.210	.260	.255
P Bert Cunningham	31	100	15	17	3	1	1	11	13	4	20	0	.150	.230	.248
P John Healy	23	64	9	4	2	0	0	6	8	1	23	2	.141	.172	.257
Sub Lew Hardie	15	56	13	7	0	3	0	1	8	3	8	0	.232	.339	.328
Sub Jack O'Connell	8	29	5	2	1	0	0	7	3	2	6	0	.172	.207	.250
P Jersey Bakely (2)	8	21	2	2	1	0	0	1	7	0	8	1	.095	.143	.345
	139	4771	1217	850	142	99	30	643	551	342	553	111	.255	.345	.346

1B—Werden 139

2B—Wise 99, Welch 21, Walsh 13, O'Connell 3, McGraw 3, Van Haltren 2

SS—Van Haltren 59, Ray 40, McGraw 21, Walsh 13, O'Connell 3, Wise 3, Welch 2, Cunningham 1

3B—Gilbert 139

OF—Johnson 129, Welch 113, Van Haltren 81, Ray 64, Hardie 15, McGraw 9, Madden 7, Townsend 3, McMahan 2, Cunningham 2, O'Connell 2, Robinson 1

C—Robinson 92, Townsend 58

P—McMahon 61, Madden 32, Cunningham 30, Healy 23, Bakely 8, Van Haltren 6

	Pos	G	TC	PO	A	DP	E	PB	FA
Werden	1B	139	1510	1422	58	79	30	—	.980
Gilbert	3B	139	609	202	324	34	84	—	.862
Johnson	RF	129	300	235	28	5	37	—	.877
Welch	CF	113	299	258	25	4	16	—	.946
"	2B	21	132	48	76	14	8	—	.939
Wise	2B	99	590	225	299	30	66	—	.888
Robinson	C	92	519	415	80	11	24	35	.954
Van Haltren	LF	81	186	143	21	7	22	—	.882
"	SS	59	347	126	164	15	57	—	.836
Ray	LF@	64	122	97	11	1	14	—	.885
"	SS	40	202	71	103	9	28	—	.861
McMahon	P	61	166	14	141	4	11	—	.934
Townsend	C	58	285	191	68	5	26	23	.909
Madden	P	32	95	11	74	5	10	—	.895
Cunningham	P	30	87	11	69	3	7	—	.920
Healy	P	23	19	0	17	1	2	—	.895
McGraw	SS	21	91	32	42	6	17	—	.813
Hardie	LF@	15	35	34	1	0	0	—	1.000
Walsh	SS	13	74	30	34	9	10	—	.865
"	2B	10	94	35	50	7	9	—	.904
		139	5890	3646	1741	103	503	58	.915

	G	IP	H	GS	CG	W	L	SO	BB	Sh	Sv	ERA	HB	WP	HR
Sadie McMahon	61	503	493	58	53	35	24	219	149	5	1	2.81	17	16	13
Bert Cunningham	30	237.2	245	25	21	11	14	59	138	0	0	4.01	11	23	9
Kid Madden (2)	32	224	239	27	20	13	12	56	88	1	1	4.10	24	12	4
John Healy	23	170.1	179	22	19	8	10	54	57	0	0	3.75	5	8	6
Jersey Bakely (2)	8	59	48	6	5	4	2	13	30	0	0	2.29	1	3	1
George Van Haltren	6	23	38	1	0	0	1	7	10	0	0	5.09	4	3	0
—1 forfeit L vs Washington on Oct. 5 when Baltimore claimed it was too dark to continue play but umpire Kerins refused to call the game—															
		1217	1238	139	118	71	63	408	472	6	2	3.43	62	65	33

PHILADELPHIA

Bill Sharsig (6-11) George Wood (67-55)

Forepaugh Park

	G	AB	H	R	2B	3B	HR	RBI	BB	SB	SO	HBP	BA	SA	OBP
2B Bill Hallman	141	587	166	112	21	13	6	69	38	18	56	5	.283	.394	.332
LF George Wood	132	528	163	105	18	14	3	61	72	22	52	7	.309	.413	.399
1B Ted Larkin	133	526	147	94	27	14	10	93	66	2	56	15	.279	.441	.376
SS Tommy Corcoran	133	511	130	84	11	15	7	71	29	30	56	10	.254	.376	.307
C Jack Milligan	118	455	138	75	35	12	11	106	56	2	51	15	.303	.505	.397
3B Joe Mulvey	119	453	115	62	9	13	5	66	17	11	32	4	.254	.364	.287
Sub Lave Cross	110	402	121	66	20	14	5	52	38	14	23	3	.301	.458	.366
CF Pop Corkhill (1)	83	349	73	50	7	7	0	31	26	12	15	2	.209	.269	.268
CF Jim McTamany (2)	58	218	49	57	6	3	3	21	43	13	44	5	.225	.321	.365
RF Jack McGeachy (2)	50	201	46	24	4	3	2	13	6	9	12	1	.229	.308	.255
P Gus Weyhing	54	198	22	11	5	1	0	11	7	2	65	1	.111	.146	.146
P Icebox Chamberlain	54	176	33	21	3	5	2	19	21	3	33	1	.188	.295	.278
P Ben Sanders	40	156	39	24	6	4	1	19	7	2	12	2	.250	.359	.291
Sub Ed Beecher (2)	16	71	15	9	2	4	0	7	3	7	4	0	.211	.352	.243
P Will Calihan	15	56	11	6	1	0	0	4	5	0	8	0	.196	.214	.262
Sub Dave McKeough	15	54	14	4	1	1	0	3	8	0	6	0	.259	.315	.355
P Sumner Bowman	14	54	13	8	4	0	0	2	2	1	12	0	.241	.315	.268
P George Meakim	6	15	3	2	1	0	0	1	2	0	3	0	.200	.267	.294
Sub Bill Clymer	3	11	0	0	0	0	0	0	1	1	2	1	.000	.000	.154
Sub Pat Friel	2	8	2	2	1	0	0	0	0	0	0	0	.250	.375	.250
P Mike Sullivan (1)	2	7	0	0	0	0	0	0	0	0	5	0	.000	.000	.000
Sub Bob Matthews	1	3	1	1	0	0	0	0	0	0	1	2	.333	.333	.600
	143	5039	1301	817	182	123	55	649	447	149	548	74	.258	.376	.328

1B—Larkin 111, Milligan 32

2B—Hallman 141, Cross 1

SS—Corcoran 133, Wood 5, Clymer 3, Calihan 1, Cross 1, McKeough 1

3B—Mulvey 113, Cross 24, Wood 6, Calihan 1

OF—Wood 122, Corkhill 83, McTamany 58, McGeachy 50, Cross 43, Larkin 23, Sanders 22, Beecher 16, Chamberlain 6, Bowman 6, Friel 2, Weyhing 2, Matthews 1

C—Milligan 87, Cross 43, McKeough 14

P—Weyhing 52, Chamberlain 49, Sanders 19, Calihan 13, Bowman 8, Meakim 6, Sullivan 2

	Pos	G	TC	PO	A	DP	E	PB	FA
Hallman	2B	141	781	327	399	53	55	—	.930
Corcoran	SS	133	806	300	434	56	72	—	.911
Wood	LF	122	262	221	25	10	16	—	.939
Mulvey	3B	113	462	172	241	18	49	—	.894
Larkin	1B	111	1047	987	33	56	27	—	.974
"	LF@	23	47	42	1	0	4	—	.915
Milligan	C	87	608	470	101	9	37	40	.939
"	1B	32	310	293	11	18	6	—	.981
Corkhill	CF	83	205	182	14	3	9	—	.956
McTamany	CF@	58	142	118	10	1	14	—	.901
Weyhing	P	52	108	27	73	2	8	—	.926
McGeachy	RF	50	100	82	10	0	8	—	.920
Chamberlain	P	49	119	20	89	2	10	—	.916
Cross	C	43	266	212	38	5	16	16	.940
"	RF@	43	68	56	10	4	2	—	.971
"	3B	24	86	28	49	2	9	—	.895
Sanders	RF@	22	31	26	0	0	5	—	.839
"	P	19	40	6	31	1	3	—	.925

	Pos	G	TC	PO	A	DP	E	PB	FA
Beecher	RF@	16	20	18	2	0	0	—	1.000
McKeough	C	14	82	54	16	5	12	7	.854
Calihan	P	13	42	5	35	1	2	—	.952
		143	5778	3696	1693	109	389	63	.933

	G	IP	H	GS	CG	W	L	SO	BB	Sh	Sv	ERA	HB	WP	HR
Gus Weyhing	52	450	428	51	51	31	20	219	161	3	0	3.18	31	28	12
Icebox Chamberlain	49	405.2	397	46	44	22	23	204	206	0	0	4.22	12	21	3
Ben Sanders	19	145	157	18	15	11	5	40	37	0	0	3.79	8	3	10
Will Calihan	13	112	151	11	11	6	6	28	47	0	0	6.43	12	4	7
Sumner Bowman	8	68	73	8	8	2	5	22	37	0	0	3.44	5	2	0
George Meakim	6	35	51	6	4	1	4	13	22	0	0	6.94	1	6	1
Mike Sullivan (1)	2	18	17	2	2	0	2	7	10	0	0	3.50	3	2	2
—1 forfeit L vs Louisville on Sept. 20 when Ted Larkin was ejected and Captain Wood refused to replace him, claiming the A's had no other man on the grounds that could play first base—															
		1233.2	1274	142	135	73	65	533	520	3	0	4.01	72	66	35

COLUMBUS**Gus Schmelz**

Recreation Park II

	G	AB	H	R	2B	3B	HR	RBI	BB	SB	SO	HBP	BA	SA	OBP
LF Charlie Duffee	137	552	166	86	28	4	10	90	42	41	36	3	.301	.420	.353
2B Jack Crooks	138	519	127	110	19	13	0	46	103	50	47	9	.245	.331	.379
1B Mike Lehane	137	511	110	59	12	7	1	52	34	16	77	3	.215	.272	.268
SS Bobby Wheelock	136	498	114	82	15	1	0	39	78	52	55	2	.229	.263	.336
RF Jack Sneed	99	366	94	66	9	6	1	61	55	24	29	8	.257	.322	.366
CF Jim McTamany (1)	81	304	76	59	17	9	3	35	58	20	48	2	.250	.395	.374
C Jim Donahue	77	280	61	27	4	3	0	35	31	2	18	1	.218	.254	.298
3B Willie Kuehne (1)	68	261	56	32	9	0	2	22	10	21	22	0	.215	.272	.244
C Jack O'Connor	56	229	61	28	12	3	0	37	11	10	14	0	.266	.345	.300
Sub Larry Twitchell	57	224	62	32	9	4	2	35	20	10	28	2	.277	.379	.341
P Phil Knell	66	215	34	25	2	3	0	19	8	4	34	0	.158	.195	.188
Sub Tom Dowse	55	201	45	24	7	0	0	22	13	2	22	2	.224	.259	.278
Sub Tim O'Rourke	34	136	38	22	1	3	0	12	15	9	7	2	.279	.331	.359
P Hank Gastright	35	117	23	11	2	4	0	10	12	2	20	0	.197	.282	.271
P John Dolan	28	78	7	6	3	0	1	8	8	1	33	1	.090	1.67	.184
P Jack Easton (1) (3)	25	74	15	11	4	1	0	8	3	4	12	1	.203	.284	.244
Sub Jim Donnelly	17	54	13	6	0	0	0	9	13	7	5	0	.241	.241	.388
Sub Elmer Cleveland	12	41	7	12	0	0	0	4	12	4	9	1	.171	.171	.370
P Jack Leiper	6	21	3	2	0	0	0	3	0	0	6	0	.143	.143	.143
P Dad Clarke	4	9	1	2	1	0	0	0	2	0	5	0	.111	.222	.273
P Jim Sullivan (2)	1	4	0	0	0	0	0	0	0	0	1	0	.000	.000	.000
P John Lyston	1	2	0	0	0	0	0	0	1	1	2	0	.000	.000	.333
P Ed Clark	1	1	0	0	0	0	0	0	0	0	0	0	.000	.000	.000
		138	4697	1113	702	154	61	20	547	529	280	37	.237	.308	.319

1B—Lehane 137, Donahue 1

2B—Crooks 138, Knell 1

SS—Wheelock 136, Duffee 2

3B—Kuehne 68, O'Rourke 34, Donnelly 17, Cleveland 12, Duffee 7

OF—Duffee 128, Sneed 99, McTamany 81, Twitchell 56, O'Connor 40, Knell 9, Dowse 5, Easton 5, Donahue 1, Dolan 1, Leiper 1

C—Donahue 75, Dowse 51, O'Connor 21

P—Knell 58, Gastright 35, Dolan 27, Easton 20, Leiper 6, Twitchell 6, Clarke 4, Sullivan 1, Lyston 1, Clark 1

THE ANNUAL RECORD

	Pos	G	TC	PO	A	DP	E	PB	FA
Crooks	2B	138	839	399	404	72	36	—	.957
Lehane	1B	137	1461	1362	71	98	28	—	.981
Wheelock	SS	136	803	248	474	65	81	—	.899
Duffee	LF	128	289	235	33	7	21	—	.927
Sneed	RF	99	170	142	10	4	18	—	.894
McTamany	CF	81	184	161	10	4	13	—	.929
Donahue	C	75	479	343	108	11	28	23	.942
Kuehne	3B	68	261	85	146	15	30	—	.885
Knell	P	58	169	40	119	1	10	—	.941
Twitchell	CF@	56	80	67	4	0	9	—	.888
Dowse	C	51	333	254	52	6	27	27	.919
O'Connor	RF@	40	74	57	8	3	9	—	.878
"	C	21	109	78	29	2	2	9	.982
Gastright	P	35	89	11	73	2	5	—	.944
O'Rourke	3B	34	141	48	76	7	17	—	.879
Dolan	P	27	52	7	40	1	5	—	.904
Easton	P	20	44	3	37	1	4	—	.909
Donnelly	3B	17	76	19	46	5	11	—	.855
Cleveland	3B	12	70	23	36	1	11	—	.843
		138	5836	3634	1823	126	379	59	.935

	G	IP	H	GS	CG	W	L	SO	BB	Sh	Sv	ERA	HB	WP	HR
Phil Knell	58	462	363	52	47	28	27	228	226	5	0	2.92	54	23	4
Hank Gastright	35	283.2	280	33	28	12	19	109	136	1	0	3.78	11	21	7
John Dolan	27	203.1	216	24	19	12	11	68	84	0	0	4.16	0	8	8
Jack Easton (1) (3)	20	150.1	160	18	15	5	12	65	63	0	0	4.43	17	8	5
Jack Leiper	6	45	41	5	4	2	2	19	39	0	0	5.40	4	3	3
Larry Twitchell	6	31	29	1	1	1	1	8	13	0	0	4.06	3	3	1
Dad Clarke	4	21	30	3	2	1	2	2	16	0	0	6.86	1	6	0
Jim Sullivan (2)	1	9	10	1	1	0	1	1	5	0	0	4.00	1	1	1
John Lyston	1	6	10	1	1	0	1	1	6	0	0	10.50	1	0	0
Ed Clark	1	2	2	0	0	0	0	1	0	0	0	0.00	0	0	0
	1213.1	1141	138	118	61	76	502	588	6	0	0	3.75	92	73	29

CINCINNATI

Mike Kelly

Pendleton Park (also known as East End Park)

	G	AB	H	R	2B	3B	HR	RBI	BB	SB	SO	HBP	BA	SA	OBP
SS Jim Canavan (1)	101	426	97	74	13	14	7	66	27	21	44	5	.228	.373	.282
CF Dick Johnston	99	376	83	59	11	2	6	51	38	12	44	5	.221	.309	.301
RF Emmett Seery	97	372	106	77	15	10	4	36	81	19	52	8	.285	.411	.423
1B Jack Carney (1)	99	367	102	47	10	8	3	43	35	15	18	3	.278	.373	.346
LF Ed Andrews	83	356	75	47	7	4	0	26	33	22	35	1	.211	.253	.279
3B Art Whitney (1)	93	347	69	42	6	1	3	33	31	8	20	3	.199	.248	.270
2B Yank Robinson (1)	97	342	61	48	9	4	1	37	68	23	51	8	.178	.237	.328
C Mike Kelly (1)	82	283	84	56	15	7	1	53	51	22	28	2	.297	.410	.408
Sub Farmer Vaughn (2)	51	175	45	21	7	1	1	14	14	7	15	1	.257	.326	.316
P Frank Dwyer (1)	40	141	40	24	4	3	0	18	5	4	14	0	.284	.355	.308
P Cannonball Crane (1)	34	110	17	13	0	0	1	7	8	4	28	0	.155	.182	.212
P Willard Mains (1)	31	90	22	14	3	2	1	10	5	2	8	0	.244	.356	.284
Sub Lefty Marr (2)	14	57	11	9	1	0	0	4	7	2	4	0	.193	.211	.281
Sub Jerry Hurley	24	66	14	10	3	2	0	6	12	2	13	0	.212	.318	.333
P Matt Kilroy	8	20	3	2	0	0	0	0	4	0	2	0	.150	.150	.292
P Willie McGill (1)	8	20	2	4	0	0	0	0	9	0	4	0	.100	.100	.379

	G	AB	H	R	2B	3B	HR	RBI	BB	SB	SO	HBP	BA	SA	OBP
Sub Billy Clingman	1	5	1	0	1	0	0	0	0	0	0	0	.200	.400	.200
P Charlie Bell (2)	1	4	2	1	0	0	0	1	0	0	0	0	.500	.500	.500
P Kid Keenan	1	4	2	1	0	0	0	1	0	1	1	0	.500	.500	.500
Sub Joe Burke	1	4	1	0	0	0	0	1	0	0	2	0	.250	.250	.250
P Bill Widner	1	4	1	0	0	0	0	0	0	0	1	0	.250	.250	.250
Sub Charlie Bastian (1)	1	4	0	0	0	0	0	0	0	0	0	0	.000	.000	.000
P John Slagle	1	1	0	0	0	0	0	0	0	0	1	0	.000	.000	.000
	102	3574	838	549	105	58	28	407	428	164	385	36	.234	.320	.322

1B—Carney 99, Kelly 5, Vaughn 2, Hurley 1

2B—Robinson 97, Kelly 6, Dwyer 2, Burke 1, Clingman 1, Bastian 1

SS—Canavan 101, Kelly 1

3B—Whitney 93, Kelly 8, Vaughn 2

OF—Johnston 99, Seery 97, Andrews 83, Marr 14, Kelly 7, Vaughn 6, Dwyer 3, Crane 3, Mains 1, Kilroy 1, Hurley 1

C—Kelly 66, Hurley 24, Vaughn 44

P—Dwyer 35, Crane 32, Mains 30, McGill 8, Kilroy 7, Kelly 3, Bell 1, Widner 1, Keenan 1, Vaughn 1, Slagle 1

	Pos	G	TC	PO	A	DP	E	PB	FA
Canavan	SS	101	606	217	304	31	85*	—	.860
Carney	1B	99	1057	984	45	42	28*	—	.974
Johnston	CF	99	238	193	20	4	25	—	.895
Robinson	2B	97	587	222	287	33	78*	—	.867
Seery	RF	97	197	160	17	3	20	—	.898
Whitney	3B	93	362	129	198	12	35	—	.903*
Andrews	LF	83	206	173	25	4	8	—	.961
Kelly	C	66	353	217	102	11*	34	22	.904
Vaughn	C	44	247	170	58	6*	19	17	.923
Dwyer	P	35	95	15	74	1	6	—	.937
Crane	P	32	73	5	55	0	13	—	.822
Mains	P	30	77	4	67	1	6	—	.922
Hurley	C	24	109	83	11	2	15	6	.862
Marr	LF@	14	26	23	1	0	2	—	.923
		102	4449	2704	1356	68	389	45	.913

	G	IP	H	GS	CG	W	L	SO	BB	Sh	Sv	ERA	HB	WP	HR
Frank Dwyer (1)	35	289	332	31	29	13	19	101	124	1	0	4.52	10	6	10
Cannonball Crane (1)	32	250	216	31	25	14	14	122	139	1	0	2.45	14	6	3
Willard Mains (1)	30	204	196	23	19	12	12	76	107	0	0	2.69	12	12	3
Willie McGill (1)	8	65	69	8	6	2	5	19	37	0	0	4.98	3	4	1
Matt Kilroy	7	45.1	51	6	4	1	4	6	19	0	0	2.98	8	0	1
Mike Kelly (1)	3	15.1	21	0	0	0	1	0	7	0	0	5.28	1	1	2
Charlie Bell (2)	1	9	2	1	1	1	0	1	3	0	0	0.00	1	0	0
Kid Keenan	1	8	6	1	1	0	1	5	4	0	0	0.00	1	0	0
Bill Widner	1	8	13	1	1	0	1	0	4	0	0	7.88	2	0	0
Farmer Vaughn	1	7	12	0	0	0	0	0	1	0	0	3.86	1	0	0
John Slagle	1	1.1	3	0	0	0	0	1	1	0	1	0.00	0	0	0
	902	921	102	86	43	57	331	446	2	1	3.43	53	29	20	

LOUISVILLE

Jack Chapman

Eclipse Park I

	G	AB	H	R	2B	3B	HR	RBI	BB	SB	SO	HBP	BA	SA	OBP
CF Buck Weaver	133	556	157	74	25	7	1	53	33	30	23	11	.282	.358	.335
RF Jimmy Wolf	136	528	135	67	16	8	1	81	42	13	36	8	.256	.322	.320
LF Patsy Donovan (1)	105	439	141	73	10	3	2	53	30	27	18	8	.321	.371	.375
2B Tim Shinnick	126	436	96	77	9	11	1	52	54	36	46	6	.220	.298	.313
C/UT Tom Cahill	119	430	109	68	17	7	3	44	41	38	51	6	.253	.347	.327
SS Hughie Jennings	88	351	103	51	10	8	1	58	17	12	35	9	.293	.376	.342
1B Harry Taylor	91	348	103	80	7	3	2	35	55	15	30	5	.296	.351	.398
3B Ollie Beard	68	257	62	35	4	5	0	24	33	7	9	1	.241	.296	.330
C Jack Ryan	75	253	57	24	5	4	2	25	15	3	40	1	.225	.300	.271
C Paul Cook (1)	45	153	35	21	3	1	0	23	11	4	17	1	.229	.261	.285
Sub Willie Kuehne (2)	39	152	41	25	3	1	1	17	7	9	13	1	.270	.322	.306
P Scott Stratton (1) (3)	34	115	27	9	2	0	0	8	11	8	13	1	.235	.252	.307
P Warren Fitzgerald	33	108	19	15	2	2	1	10	13	3	38	2	.176	.250	.273
P Jouett Meekin	32	94	21	14	0	3	1	10	15	4	19	0	.223	.319	.330
P Red Ehret	26	91	22	9	2	1	0	9	5	3	15	0	.242	.286	.281
Sub Monk Cline	19	70	21	11	3	1	0	11	16	2	2	0	.300	.371	.430
P Ed Daily	22	64	16	10	2	0	0	8	8	4	6	1	.250	.281	.342
Sub Harry Raymond	14	59	12	4	2	0	0	2	5	3	6	2	.203	.237	.288
Sub John Irwin (2)	14	55	5	7	1	1	0	7	5	1	6	1	.273	.327	.344
P John Doran	15	53	10	5	2	0	0	0	1	0	14	0	.189	.226	.204
Sub Sam LaRoque (2)	10	35	11	6	2	1	1	8	5	1	8	2	.314	.514	.429
P Charlie Bell (1)	10	28	1	3	0	0	0	0	6	0	8	0	.036	.036	.206
Sub Jim Long	6	25	6	5	0	0	0	4	3	1	6	2	.240	.240	.367
C Al Schellhase	6	16	2	3	0	0	0	0	1	2	2	0	.125	.125	.190
Sub Paddy Fox	6	19	2	1	0	1	0	2	2	0	3	2	.105	.211	.261
P George Boone	4	6	2	0	0	0	0	0	0	0	1	0	.333	.333	.333
Sub Joe Gerhardt	2	6	0	0	0	0	0	0	1	0	0	0	.000	.000	.143
Sub Pat Pettee	2	6	1	1	0	0	0	0	3	1	1	0	.167	.167	.444
Sub Jack Wentz	1	4	1	0	0	0	0	0	0	0	0	0	.250	.250	.250
Sub Grant Briggs	1	4	1	0	0	0	0	0	0	0	0	0	.250	.250	.250
Sub Jack Darragh	1	2	1	0	0	0	0	0	0	0	0	0	.500	.500	.500
Sub Nick Reeder	1	2	0	0	0	0	0	0	0	0	1	0	.000	.000	.000
	139	4765	1230	698	127	68	17	544	438	227	465	70	.258	.324	.329

1B—Taylor 90, Jennings 17, Ryan 11, Cook 10, Stratton 8, Wolf 5, Meekin 1, Darragh 1, LaRoque 1

2B—Shinnick 118, LaRoque 10, Cahill 6, Ryan 3, Pettee 2, Gerhardt 2, Taylor 1, Wentz 1

SS—Jennings 68, Cahill 49, Raymond 14, Beard 7, Shinnick 1

3B—Beard 61, Kuehne 39, Irwin 14, Shinnick 7, Fox 6, Ryan 6, Jennings 3, Cahill 2, Taylor 1, Wolf 1, Reeder 1

OF—Wolf 131, Weaver 130, Donovan 105, Cline 19, Cahill 12, Daily 7, Stratton 6, Long 6, Ryan 4, Meekin 3, Fitzgerald 1

C—Ryan 56, Cahill 55, Cook 35, Schellhase 6, Weaver 4, Briggs 1, Taylor 1

P—Fitzgerald 32, Meekin 28, Ehret 26, Stratton 20, Doran 15, Daily 15, Bell 10, Boone 4

	Pos	G	TC	PO	A	DP	E	PB	FA
Wolf	RF	131	230	185	27	5	18	—	.922
Weaver	CF	130	336	290	32	7	14	3	.958
Shinnick	2B	118	600	223	325	45	52	—	.913
Donovan	LF	105	251	214	15	0	22	—	.912
Taylor	1B	90	973	909	43	55	21	0	.978
Jennings	SS	68	451	181	221	28	49	—	.891
"	1B	17	184	174	5	10	5	—	.973
Beard	3B	61	265	84	149	16	32	—	.879
Cahill	C	55	342	234	84	5	24	31	.930
"	SS	49	299	120	136	24	43	—	.856
"	LF@	12	25	21	3	0	1	—	.960

	Pos	G	TC	PO	A	DP	E	PB	FA
Ryan	C	56	329	223	83	10	23	40	.930
"	1B	11	101	90	3	5	8		.921
Kuehne	3B	39	154	52	86	7	16	—	.896
Cook	C	35	175	120	39	0	16	19	.909
"	1B	10	96	90	3	6	3		.969
Fitzgerald	P	32	62	13	45	2	4	—	.935
Meekin	P	28	47	9	36	3	2	—	.957
Ehret	P	26	70	4	57	4	9	—	.871
Stratton	P	20	66	7	55	5	4	—	.939
Cline	LF@	19	23	19	3	0	1	—	.929
Daily	P	15	43	10	28	0	5	—	.884
Doran	P	15	39	4	29	1	6	—	.846
Irwin	3B	14	44	13	22	1	9	—	.795
Raymond	SS	14	98	37	51	9	10	—	.898
Bell	P	10	23	5	13	0	5	—	.783
LaRoque	2B	10	56	27	22	4	7	—	.875
		139	5885	3665	1763	112	454	98	.922

	G	IP	H	GS	CG	W	L	SO	BB	Sh	Sv	ERA	HB	WP	HR
Warren Fitzgerald	32	267	265	31	28	14	17	110	89	3	0	3.33	12	10	5
Jouett Meekin	28	221	223	25	24	9	16	141	106	2	0	4.27	6	22	2
Red Ehret	26	220.2	225	24	23	13	13	76	70	2	0	3.47	11	12	2
Scott Stratton (1) (3)	20	172	204	20	20	6	13	52	34	1	0	4.08	7	6	10
John Doran	15	126	160	14	12	5	10	55	75	1	0	5.43	13	9	3
Ed Daily	15	111.1	149	14	11	4	8	27	48	0	0	5.74	8	12	6
Charlie Bell (1)	10	77	93	9	8	2	6	16	20	0	0	4.68	8	2	4
George Boone	4	15	15	1	0	0	0	4	9	0	1	7.80	0	1	0
		1210	1334	139	126	54	83	481	451	9	1	4.22	66	74	32

WASHINGTON

Sam Trott (4-7) Pop Snyder (23-46) Dan Shannon (15-34) Sandy Griffin (2-4)

Boundary Field (also known as National Park)

	G	AB	H	R	2B	3B	HR	RBI	BB	SB	SO	HBP	BA	SA	OBP
SS Gil Hatfield	134	500	128	83	11	8	1	48	50	43	39	9	.256	.316	.335
2B Tommy Dowd (2)	112	464	120	66	9	10	1	44	19	39	44	2	.259	.328	.291
C Deacon McGuire	114	413	125	55	22	10	3	66	43	10	34	10	.303	.426	.382
RF Pat Murphy	101	400	106	73	15	3	1	35	63	29	27	5	.265	.325	.372
3B Billy Alvord (2)	81	312	73	28	8	3	0	30	11	3	38	0	.234	.279	.260
1B Mox McQuery	68	261	63	40	9	4	2	37	18	3	19	6	.241	.330	.305
LF Ed Beecher (1)	58	235	37	35	11	3	2	28	27	17	9	5	.282	.398	.378
1B Al McCauley	59	206	58	36	5	8	1	31	30	9	13	2	.282	.398	.378
CF Paul Hines	54	206	58	25	7	5	0	31	21	6	16	10	.282	.364	.376
Sub Sy Sutcliffe	53	201	71	29	8	3	2	33	17	8	17	0	.353	.453	.409
P Kid Carsey	61	187	28	25	5	2	0	15	19	2	38	2	.150	.198	.236
P Frank Foreman (2)	50	153	34	26	4	5	4	19	23	6	35	4	.222	.392	.339
Sub Pete Lohman	32	109	21	18	1	4	1	11	16	1	17	1	.193	.303	.302
Sub Ervin Curtis (2)	29	103	26	17	3	2	0	12	13	2	16	2	.252	.320	.347
Sub Pop Smith	27	90	16	13	2	2	0	13	13	2	16	2	.178	.244	.295
Sub Jim Burns	20	82	26	15	6	0	0	10	6	2	10	2	.317	.390	.378
Sub Ed Daily	21	79	18	13	2	0	0	6	11	8	10	0	.228	.253	.322
Sub Patsy Donovan (2)	17	70	14	9	1	0	0	3	4	1	5	0	.200	.214	.243
Sub Sandy Griffin	20	69	19	15	4	2	0	10	10	2	3	4	.275	.391	.398
Sub Joe Visner (1)	18	68	19	13	2	3	1	7	8	2	7	0	.279	.441	.355
Sub Dan Shannon	19	67	9	7	2	0	0	3	6	3	9	0	.134	.164	.205
Sub Mike Slattery (2)	15	60	17	8	1	0	0	5	4	6	5	3	.283	.300	.358

THE ANNUAL RECORD

	G	AB	H	R	2B	3B	HR	RBI	BB	SB	SO	HBP	BA	SA	OBP
P Jersey Bakely (1)	13	45	10	2	1	0	0	4	3	0	10	0	.222	.244	.271
Sub Jumbo Davis	12	44	14	7	3	2	0	9	7	8	5	0	.318	.477	.412
Sub Tom McLaughlin	14	41	11	9	0	1	0	3	7	3	6	2	.268	.317	.400
Sub Will Smalley	11	38	6	5	0	1	0	3	5	0	2	0	.158	.211	.256
Sub Pop Snyder	8	27	5	4	0	1	0	2	0	0	3	0	.185	.259	.241
P Ed Cassian (2)	7	26	9	4	1	1	0	4	0	0	4	0	.346	.462	.346
P Ed Eiteljorge	8	26	5	3	1	0	0	4	1	0	6	0	.192	.231	.222
Sub Fred Dunlap	8	25	5	4	1	1	0	4	5	3	4	1	.200	.320	.355
Sub Tom Hart	8	24	3	1	0	0	0	2	2	1	1	0	.125	.125	.192
P Buck Freeman	5	18	4	1	1	0	0	1	2	0	2	0	.222	.278	.300
P Bob Miller	7	18	2	1	0	0	0	2	0	0	5	0	.111	.111	.111
P George Keefe	5	14	2	1	0	0	0	1	3	0	3	0	.143	.143	.294
P Bill Quarles	3	11	0	0	0	0	0	0	0	0	3	0	.000	.000	.000
P Martin Duke	4	9	1	0	1	0	0	0	0	0	0	0	.111	.222	.111
Sub Miah Murray	2	8	0	0	0	0	0	0	0	0	1	0	.000	.000	.000
P Jimmy Mace	3	6	0	0	0	0	0	0	1	0	3	0	.000	.000	.143
<hr/>															
	139	4715	1183	691	147	84	19	536	468	219	485	76	.251	.330	.328

1B—McQuery 68, McCauley 59, Hines 8, Snyder 4, McGuire 1
 2B—Dowd 107, Smith 19, Dunlap 8, Shannon 5, Smalley 2, Lohman 1
 SS—Hatfield 105, McLaughlin 14, Shannon 14, Smith 5, Sutcliffe 3, Carsey 2, Burns 1, Lohman 1
 3B—Alvord 81, Hatfield 27, Davis 12, Smalley 9, Lohman 4, Smith 4, McGuire 3, Sutcliffe 1, Visner 1
 OF—Murphy 101, Beecher 58, Hines 47, Sutcliffe 35, Curtis 29, Daily 21, Griffin 20, Burns 20, McGuire 18, Donovan 17,
 Visner 17, Slattery 15, Lohman 8, Foreman 8, Carsey 7, Dowd 5, Hatfield 3, Hart 3, Snyder 1
 C—McGuire 98, Sutcliffe 22, Lohman 21, Hart 5, Snyder 3, Murray 2, Visner 1
 P—Carsey 54, Foreman 43, Bakely 13, Eiteljorge 8, Cassian 7, Miller 7, Keefe 5, Freeman 5, Duke 4, Hatfield 4, Mace 3,
 Quarles 3

	Pos	G	TC	PO	A	DP	E	PB	FA
Dowd	2B	107	584	230	287	38	67	—	.885
Hatfield	SS	105	627	211	334	40	82	—	.869
"	3B	27	120	50	57	3	13	—	.892
Murphy	RF	101	199	164	10	3	25	—	.874
McGuire	C	98	628	442	130	8	56	39	.911
"	RF@	18	18	12	3	0	3	—	.833
Alvord	3B	81	414	147	210	10	57	—	.862
McQuery	1B	68	748	701	30	39	17	—	.977
McCauley	1B	59	581	541	22	27	18	—	.969
Beecher	LF	57	148	109	13	4	26	—	.824
Carsey	P	54	154	22	120	5	12	—	.922
Hines	CF	47	104	81	8	4	15	—	.856
Foreman	P	43	83	13	66	4	4	—	.952
Sutcliffe	LF@	35	61	50	6	1	5	—	.918
"	C	22	105	65	30	3	10	17	.905
Curtis	CF@	29	64	44	7	0	13	—	.797
Daily	LF@	21	32	21	2	1	9	—	.719
Lohman	C	21	152	115	24	4	13	12	.914
Burns	CF@	20	35	26	1	0	8	—	.771
Griffin	RF@	20	33	30	1	1	2	—	.939
Smith	2B	19	124	53	61	11	10	—	.919
Visner	LF@	17	31	23	2	0	6	2	.806
Donovan	LF@	17	28	22	2	1	4	—	.857
Slattery	CF@	15	29	24	1	1	4	—	.862
Shannon	SS	14	82	30	42	6	10	—	.878
McLaughlin	SS	14	70	25	36	6	9	—	.871
Bakely	P	13	29	1	19	0	9	—	.690
Davis	3B	12	50	19	22	2	9	—	.820
<hr/>									
		139	5892	3538	1765	95	589	76	.900

	G	IP	H	GS	CG	W	L	SO	BB	Sh	Sv	ERA	HB	WP	HR
Kid Carsey	54	415	513	53	46	14	37	174	161	1	0	4.99	28	29	17
Frank Foreman (2)	43	345.1	381	41	39	18	20	170	142	1	1	3.73	43	14	9
Jersey Bakely (1)	13	104.1	127	12	11	2	10	32	60	0	0	5.35	6	9	6
Ed Eiteljorge	8	67.1	79	7	6	1	5	23	41	0	0	6.16	9	2	3
Ed Cassian (2)	7	53	73	5	5	2	4	14	35	0	0	5.60	5	7	4
Buck Freeman	5	44	35	4	4	3	2	28	33	0	0	3.89	4	1	0
Bob Miller	7	42	53	7	3	2	5	13	24	0	0	4.29	6	2	3
George Keefe	5	37	44	4	4	0	3	11	17	0	1	.268	1	3	0
Martin Duke	4	23	36	3	2	0	3	5	19	0	0	7.43	0	11	0
Bill Quarles	3	22	32	2	2	1	1	10	12	0	0	8.18	2	2	1
Gil Hatfield	4	18	29	0	0	0	0	3	14	0	0	11.00	0	2	1
Jimmy Mace	3	16	18	1	1	0	1	3	8	0	0	7.31	1	1	0
—1 forfeit W vs Baltimore on Oct. 5—															
	1181	1420	139	123	43	91	486	566	2	2	4.83	105	83	44	

THE LEAGUE-ASSOCIATION ERA

(1892–1900)

After ten years of sporadic war, the National League and the American Association threw down their arms once and for all on December 18, 1891, and consolidated into a single 12-team league. St. Louis, Baltimore, Washington and Louisville bonded with the eight existing National League franchises to form the new circuit, and then representatives of the Association clubs left homeless were asked to submit their buyout prices. Ultimately the orphaned franchises were awarded around \$135,000, with each of the 12 surviving major league clubs committed to contribute 10% of its gate receipts to a general fund until the debt was paid off.

Though the Association ceased to function as an independent entity, its influence on the game remained strong. Not only were eight of the 12 surviving major league teams direct descendants of Association franchises, but the new league drafted a constitution remarkably similar to the controversial one the Association had sired 10 years earlier. Paramount among its amendments were a 25¢ minimum admission price in any cities that wished it, Sunday ball where the law allowed it (although no club or player would be compelled to play on Sunday), and the right of each club to decide for itself whether to sell alcoholic beverages in its home park. Many National League teams that heretofore had loyally adhered to the party line that the Sabbath should be properly observed instantly embraced Sunday ball, especially Chicago, whose magnates had waited impatiently ever since 1888 when a minor league team in the Windy City, playing on Sunday, had piled up several new local attendance records. By 1900, although many eastern clubs still preserved vestiges of the Victorian era, if only because local laws forbade baseball on the Sabbath in most eastern cities, the Boston Beaneaters and Philadelphia Phillies were alone in refusing to play Sunday games even on the road.

So it came to pass that three of the Association's founding principles were made part and parcel of the fabric of our national pastime in 1892. When peace became certain, the National League was willing to incorporate almost the Association's entire legacy, even its name. The consolidation committee originally recommended the new 12-team confederation be called "The

American League,” but old guard owners found this name combination abhorrent because it meant putting the Association’s contribution first. A second logical name combination—”The National Association”—was nearly as unpalatable because it would have revived the name of a major league that had already failed.

After long debate, the new alliance was christened the National League and American Association of Base Ball Clubs. The ponderous title was used only on official documents. Most newspapers obediently carried the loop’s standings for several years under the heading “League-Association,” but by the late 1890s they had begun referring to it again as simply “The League.” Long before then the disappearance of the Association had signaled a change in the type of men who owned major league clubs. Gone were the “sporting men” like Charlie Mason who operated pool halls and breweries and rubbed elbows with fans of their teams at their taverns and bookie joints. In their stead were industrialists, bankers and streetcar-company owners such as John Brush, the Robison brothers and Andrew Freedman. Politicos and early-day owners like Boss Tweed had gotten into the game to win votes, brewers like Chris Von der Ahe and Henry Von der Horst got into it to sell beer, but capitalists like Brush and the Robisons used their teams to sell their program that they were on a common ground with their employees. Brush, the Robisons and the impossibly repressive Freedman would carry the game into the new century and “The Deadball Era.” Von der Ahe, the prototype of the freewheelers who had flourished in baseball’s “Golden Age,” would be out of the game by 1899, his like not to be seen again for nearly half a century.

1892

THE SPLIT SEASON

The National League and American Association of Base Ball Clubs officially opened for business on April 12, 1892. Of the four surviving Association teams, only Louisville won its inaugural game in the new loop. When Louisville raced to a 7-2 start, only a game off the pace set by early leader Boston, *The Sporting News* thought that Louisville's pennant chances "are now very gilt edged."

But the Colonels soon faded, though they continued to be the best of the new loop's four Association addenda. Unhappily in 1892 that meant finishing with the fourth-worst record in a 12-team league, for the Colonels came home 11th in the first half of the season and 9th in the second leg to finish 9th overall. Much of the reason the Association alums made such a poor showing in 1892 owed to their having been outfoxed by many of the League clubs before the peace treaty was written. Almost as soon as the 1891 season ended, Boston, Brooklyn and Philadelphia in particular anticipated the merger and began looting players from the Association. The St. Louis Browns were the hardest hit. By the time the debris was cleared, Chris Von der Ahe's team had been pillaged of his entire starting nine from 1891. Boston was the chief beneficiary, garnering 33-game winner Jack Stivetts. Meanwhile the Philadelphia Phillies made off with three core members of the Philadelphia Association team—Gus Weyhing, Lave Cross and Bill Hallman—and Brooklyn emerged with another Philadelphia Association stalwart, shortstop Tommy Corcoran, as well as Dan Brouthers, Bill Joyce and George Haddock from the Association's final champion, the Boston Reds.

These three teams headed the pack in the first half of the season, helped in no small part by their Association acquisitions. Stivetts won 35 games in 1892, Brouthers collected his fifth batting title, and Weyhing became the only pitcher ever to post three consecutive 30-win seasons in three different major leagues. Defending champion Boston needed little more assistance than Stivetts provided to retain its supremacy, but Brooklyn and Philadelphia had both been sub-.500 teams in 1891. So surprising were the Bridegrooms in their second season under John

1892 ATTENDANCE LEADER

Of the 12 teams in the League-Association's first season of 1892, Cincinnati had the highest percentage of ex-American Association players. With the exception of pitchers Mike Sullivan and Billy Rhines, every one of the Reds regular position players and pitchers in 1892 played at least one full season in the Association, and many were among the Association's greatest stars. If an all-time Association all-star team were named, almost certainly Tony Mullane, Tip O'Neill, Bid McPhee, Pete Browning, Curt Welch, Germany Smith and Arlie Latham would be on it somewhere, and Charlie Comiskey would be the manager. All were with the Reds in 1892, along with Bug Holliday, the Association record holder for the most home runs in a season. Actually Holliday, O'Neill and Browning were the Reds regular outfield for most of the year until Browning got hurt and was replaced by Curt Welch. That's three of the Association's greatest hitters and its greatest fly chaser in the same outfield. It may be only a fluke that Cincinnati, just a 5th place team in 1892, nevertheless led the new combined League-Association in attendance. We will never know.

Ward that they pursued Boston down to the finish line in the first-half race before finally succumbing by two and a half games.

When both Brooklyn and Philadelphia slumped in the second half, the fear was that Boston would win again, killing interest in a postseason "Pennant Series." Few paid any attention to the Cleveland Spiders, the early second-half leader, because the Spiders visibly were the same team that had finished in the second division the year before. But the Spiders had something less visible going for them—youth. In 1892 second baseman Cupid Childs, leftfielder Jesse Burkett, shortstop Ed McKean, third baseman-manager Pat Tebeau and the all-purpose George Davis still had most of their careers ahead of them, and the Spiders' most valuable asset of all, Cy Young, was only in the third season of what would be a 22-year career. Young's third season was arguably his best. In 1892 he won 36 games, just one less than leader Bill Hutchison of Chicago, and topped the League-Association in both ERA and winning percentage. For support, rookie Nig Cuppy supplied 28 wins and John Clarkson was good for 17 after being steered Cleveland's way when he grieved at a pay cut following his reduction to third fiddle in Boston's rotation behind Stivetts and Kid Nichols.

Though there were rumblings that Boston slacked off in the second half so Cleveland could win and create a true Pennant Series between two co-champions, the likelihood is that Cleveland simply matured into a solid team as the season progressed. Young, Clarkson and Cuppy ranked 1st, 2nd and 4th in ERA, and the Spiders' fourth starter, George Davies, ranked sixth.

THE SWITCH-HITTING BOOM

In 1882 there were only three switch-hitters playing with any frequency in the major leagues, and two—Tony Mullane and Will White—were pitchers. Just ten years later nearly every team had at least one switch-hitting regular. The reason for the explosion was the proliferation in the mid-1880s of left-handed pitchers, which induced many hitters, lefties in particular, to try to learn to hit from both sides of the plate. By the early 1890s almost all of the top hitters, including Sam Thompson, Roger Connor and Dan Brouthers, had at least experimented with switch-hitting. In 1890, when he led the Players League in four-baggers, Connor became the first documented home run leader to go yard from both sides of the plate in the same season. Here are the leading switch-hitters and their teams in 1892:

Boston—Tommy Tucker and Kid Nichols
 Cleveland—George Davis and Jake Virtue
 Brooklyn—Tom Daly
 Philadelphia—Charlie Reilly
 Cincinnati—Tony Mullane and Piggy Ward
 Pittsburgh—Duke Farrell
 Chicago—Walt Wilmot and Jimmy Cooney
 New York—Roger Connor
 Louisville—none
 Washington—none
 St. Louis—Cliff Carroll and Kid Gleason
 Baltimore—Piggy Ward

Yet it was not as if no one else had pitching in 1892. Actually every team except St. Louis and Baltimore had at least one 20-game winner, and even the St. Louis staff contained seven hurlers who won a combined 1,361 games in the majors or an average of nearly 200 apiece. The pitching depth that practically every team enjoyed stemmed from the disappearance of roughly a quarter of the pitchers employed in the majors in 1891. With the shrinkage from 16 to 12 teams, managers could be very selective about which players they kept. Though the weaker hitters were discarded as well, it was the pitching side of the scale that again became disturbingly heavier.

Another corollary of the reduction in jobs now that the Association was dead was a reduction in pay, since players no longer had any option but to take what they were given. When attendance figures began dropping among teams that were certain to bring up the rear in 1892, several clubs trimmed salaries a few months into the season so that the war debt owed to the

ONE-MAN SHOWS

Bill Hutchison dominated major league pitching departments for three straight seasons (1890-92) as no other pitcher has before or since for a period of comparable length. In 1892 Hutchison accomplished something that was done for the last time when he won 37 of Chicago's 70 victories. No pitcher since 1892 has collected half or more of his team's wins—not even Steve Carlton when he won 27 games in 1972 for the last-place Phillies. However, Hutchison was not alone in his achievement. Frank Killen, toiling for 10th-place Washington in 1892, rang up exactly half of the Nationals' 58 victories. Killen's 29 wins remained the most by a pitcher for a Washington major league entry until 1912, when someone named Johnson collected 33. A list of pitchers who have won half or more of their team's victories since 1886, when major league teams first began playing schedules of more than 120 games, making it all but impossible for one pitcher to do most of the work:

	Year	Team	Wins	Pct Team Wins
Tim Keefe	1886	NY-NL	42	56
Ed Morris	1886	Pit-AA	41	51
Tony Mullane	1886	Cin-AA	33	51
Toad Ramsey	1886	Lou-AA	38	58
Matt Kilroy	1886	Bal-AA	29	60*
John Clarkson	1887	Chi-NL	38	54
Tim Keefe	1887	NY-NL	35	51
Jim Galvin	1887	Pit-NL	28	51
Jim Whitney	1887	Was-NL	24	52
Matt Kilroy	1887	Bal-AA	46	60*
Jersey Bakely	1888	Cle-AA	25	50
John Clarkson	1889	Bos-NL	49	59
Bill Hutchison	1890	Chi-NL	42	50
Ed Beatin	1890	Cle-NL	22	50
Sadie McMahan	1890	Phi-AA	29	54
Bill Hutchison	1891	Chi-NL	44	54
Bill Hutchison	1892	Chi-LA	37	52
Frank Killen	1892	Was-LA	29	58


* In the early years, several pitchers collected all of their team's victories in a season, and as late as 1884 some still earned well over three-quarters. Kilroy is the only pitcher since 1886 to be credited with as many as 60% of his team's wins. Astonishingly he did it in back-to-back seasons.

Association clubs orphaned by the peace settlement could be more quickly paid off. Charlie Buffinton, already disgusted at being stuck on the last-place Baltimore Orioles in the consolidation process, quit the game rather than accept a midyear pay slash. Buffinton's departure was but one of many impediments Henry Von der Horst's team endured. Jocko Halligan, expected to put some sorely needed punch into the Orioles' attack when he was acquired from Cincinnati, instead put his punch into teammate Cub Stricker during a poker game dispute. Stricker's jaw was fractured, sending him to the hospital, and Ned Hanlon, the club's third different manager in 1892, kicked Halligan off the team and arranged for him to be unofficially black-listed. St. Louis meanwhile went through five managers, Washington and Pittsburgh employed three each, and even Jack Chapman lost his job less than two years after mentoring Louisville to its only major league pennant. Chapman's replacement was second baseman Fred Pfeffer, whom Cap Anson had traded to Louisville in 1892 after the two had a vicious falling out over Anson's unceasing disparagement of the Players League venture. Anson had expected Jim Canavan, who came to Chicago in the deal, to replace Pfeffer, but he was rudely disappointed when Canavan hit just .166, the worst job ever by a major leaguer in 400 or more at bats. Anson's own bat was also culpable in Chicago's slide into the second division after nearly winning the pennant the previous year. But his .272 batting average was still 36 points better than that of Jake Beckley, another future Hall of Fame first baseman, and Beckley's .236, in turn, was 47 points above Mike Kelly's .189.

Concern over the offensive decay was temporarily assuaged by the excitement over the forthcoming best-of-9 postseason clash for the League-Association pennant. There had been thought of staging the affair in San Francisco, where the weather was certain to be better than what late October usually delivered in Cleveland and Boston, but the plan fell flat when several



Dan Brouthers was 34 in 1892 but had just won his fifth batting title and led the majors in RBI. These days even despite his age he could likely name his price, especially if it were guaranteed that he still had more than another 10 years of professional ball left in him. But after the 1892 season, Brooklyn owner Charlie Byrne talked seriously of releasing Brouthers and then traded him when he was injured early in the 1893 campaign and could play just 77 games. The following year Brouthers helped spur Baltimore to its first major league pennant when he led the team in both homers and RBI. He was nevertheless sold to Louisville early in the 1895 season for only \$500. His final ML season—1896—found him in Philadelphia, his fourth team in four years, where he was released in July while hitting .344, two points higher than his nineteenth century top .342 career mark. What was it about the inimitably hard-hitting first baseman that no one liked? His fielding! In 1896 Phillies pitchers all hated him because he missed slews of throws and then always tried to blame the thrower. Eight years later, by then 46, Brouthers hit .373 for Poughkeepsie to lead the Hudson River League.



In 1892 shortstop Herman Long (right) and second sacker Joe Quinn (left) turned more double plays than any other keystone pair in the majors. Long also helped carry Boston to the pennant when he led the club in homers and steals, but Quinn found himself headed to St. Louis in a trade for outfielder Cliff Carroll after he compiled a .529 OPS, the second worst figure in the majors, and scored a team-low 63 runs. Quinn was a poor hitter throughout his career but never out of a job for long. Apart from his excellent fielding skills, his chief assets were keeping in perfect shape, having a great voice—he sang for years in St. Bridget's Catholic Church choir in St. Louis—and possessing sufficient medical knowledge to be of service any time an injury occurred on the field. Quinn acquired that knowledge while training to be his own embalmer in the funeral home he ran with his father-in-law during the off-season.

in games, Cleveland tried Clarkson in the box the following day and scored six runs in the third frame, but the Beaneaters then riddled their former ace for 12 runs over the next five innings and won 12-7. On the verge of elimination, Cleveland again took an early lead in Game Six, scoring three off Nichols in the top of the third, and the Beaneaters again came back quickly against Young. Nichols aided his own cause by driving home the tying and go-ahead runs in the fourth inning and then blanking the Spiders the rest of the way. Boston's 5-0 sweep erased all possibility of dispute over who the true champion was in 1892, since otherwise it could have been argued that the Beaneaters had the best overall record during the regular season if Cleveland had won the Series.

players balked at the notion of traveling so far. Hence it was Cleveland's League Park that hosted the opening game of the first series in history for a major league title. That game produced the most memorable postseason pitchers' duel in the nineteenth century. Young and Stivetts battled to a 0-0 stalemate, halted by darkness after 11 innings. Cleveland's failure to come up with key hits continued in the next two games, resulting in a pair of one-run losses. Hugh Duffy meanwhile furnished practically all the offense and defense for both sides. In Game Three, Duffy drove in three of Boston's four tallies and speared a ninth-inning liner to help a Cleveland rally fall a run short. Moving to Boston, Duffy's two-run homer was all Nichols needed in Game Four as he posted a 4-0 shutout. Down 3-0

THE SEASONAL RECORD

	G	W	L	Pct	H	R	GB	Attendance
1. Boston Beaneaters	152	102	48	.680	54-21	48-27	—	146,421
2. Cleveland Spiders	153	93	56	.624	54-24	39-32	8.5	139,928
3. Brooklyn Wonders	158	95	59	.615	51-24	44-35	9	183,727
4. Philadelphia Phillies	155	87	66	.569	55-26	32-40	16.5	193,731
5. Cincinnati Reds	155	82	69	.547	45-32	37-36	20	196,473
6. Pittsburgh Pirates	155	80	73	.523	52-34	28-39	23.5	177,205
7. Chicago Colts	147	70	76	.479	36-31	34-45	30	109,067
8. New York Giants	153	71	80	.470	42-36	29-44	31.5	130,566
9. Louisville Colonels	154	63	89	.414	37-31	26-58	40	131,159
10. Washington Nationals	153	58	93	.384	34-36	24-57	44.5	128,279
11. St. Louis Browns	155	56	94	.373	37-36	19-58	46	192,442
12. Baltimore Orioles	152	46	101	.313	29-46	17-55	54.5	93,589

FIRST HALF

	W	L	PCT	GB
1. Bos	52	22	.703	—
2. Bro	51	26	.662	2.5
3. Phi	46	30	.605	7
4. Cin	44	31	.587	8.5
5. Cle	40	33	.548	11.5
6. Pit	37	39	.487	16
7. Was	35	41	.460	18
8. Chi	31	39	.443	19
9. StL	31	42	.425	20.5
10. NY	31	43	.419	21
11. Lou	30	47	.390	23.5
12. Bal	20	55	.267	32.5

SECOND HALF

	W	L	PCT	GB
1. Cle	53	23	.697	—
2. Bos	50	26	.658	3
3. Bro	44	33	.571	9.5
4. Pit	43	34	.558	10.5
5. Phi	41	36	.532	12.5
6. NY	40	37	.519	13.5
7. Chi	39	37	.513	14
8. Cin	38	37	.507	14.5
9. Lou	33	42	.440	19.5
10. Bal	26	46	.361	25
11. StL	25	52	.325	28.5
12. Was	23	52	.307	29.5

	Bos	Cle	Bro	Phi	Cin	Pit	Chi	NY	Lou	Was	StL	Bal	Tot
Boston	—	8	9	6	8	7	10	11	12	11	7	13	102
Cleveland	6	—	6	10	9	7	9	8	13	6	8	11	93
Brooklyn	5	8	—	9	6	10	10	7	9	10	9	12	95
Philadelphia	7	4	5	—	9	8	9	9	10	9	7	10	87
Cincinnati	5	5	8	5	—	5	7	8	7	10	12	10	82
Pittsburgh	6	7	4	6	9	—	7	10	6	6	10	9	80
Chicago	4	3	4	5	6	7	—	10	5	12	7	7	70
New York	3	5	7	5	6	4	4	—	10	9	9	9	71
Louisville	2	1	5	4	6	8	9	4	—	8	9	7	63
Washington	3	8	4	5	3	8	2	4	6	—	8	7	58
St. Louis	7	5	5	7	2	4	5	4	5	6	—	6	56
Baltimore	0	2	2	4	4	5	4	5	6	6	8	—	46
	46	56	59	66	68	73	76	80	89	93	94	101	802

SEASON LEADERS

Batting Average (400 ABs)

1. Brouthers, Brooklyn	.335
2. Hamilton, Philadelphia	.330
3. Childs, Cleveland	.317
4. O. Burns, Brooklyn	.315
5. Delahanty, Philadelphia	.306

Slugging Average

1. Delahanty, Philadelphia	.495
2. Brouther, Brooklyn	.480
3. Connor, Philadelphia	.463
4. O. Burns, Brooklyn	.454
5. Holliday, Cincinnati	.449

On-Base Percentage

1. Childs, Cleveland	.443
2. Brouthers, Brooklyn	.432
3. Hamilton, Philadelphia	.423
4. Connor, Philadelphia	.420
5. Crooks, St. Louis	.400

THE ANNUAL RECORD

Total Bases

1. Brouthers, Brooklyn	282
2. Holliday, Cincinnati	271
3. Thompson, Philadelphia	263
4. Connor, Philadelphia	261
5. Duffy, Boston	251

Hits

1. Brouthers, Brooklyn	197
2. Thompson, Philadelphia	186
3. Duffy, Boston	184
4. Hamilton, Philadelphia	183
5. Long, Boston	181

Stolen Bases

1. Ward, Brooklyn	88
2. T. Brown, Louisville	78
3. Latham, Cincinnati	66
4. Hoy, Washington	60
Dahlen, Chicago	60

OPS

1. Brouthers, Brooklyn	.911
2. Connor, Philadelphia	.883
3. Delahanty, Philadelphia	.855
4. O. Burns, Brooklyn	.849
5. Childs, Cleveland	.841

PITCHING**Wins**

1. Hutchison, Chicago	36
Young, Cleveland	36
3. Stivetts, Boston	35
Nichols, Boston	35
5. Weyhing, Philadelphia	32
Rusie, New York	32

Complete Games

1. Hutchison, Chicago	67
2. Rusie, New York	59
3. Nichols, Boston	49
4. Young, Cleveland	48
5. Three with	46

ERA (154 innings)

1. Young, Cleveland	1.93
2. Keefe, Philadelphia	2.36
3. J. Clarkson, Boston-Cleve	2.48
4. Cuppy, Cleveland	2.51
5. Terry, Balt-Pittsburgh	2.57

Home Runs

1. Holliday, Cincinnati	13
2. Connor, Philadelphia	12
3. Ryan, Chicago	10
Beckley, Pittsburgh	10
5. Thompson, Philadelphia	9

Runs

1. Childs, Cleveland	136
2. Hamilton, Philadelphia	132
3. Duffy, Boston	125
4. Connor, Philadelphia	123
5. Brouthers, Brooklyn	121

Strikeouts

1. T. Brown, Louisville	94
2. Virtue, Cleveland	68
3. Weyhing, Philadelphia	67
Whistler, Balt-Louis	67
4. T. Daly, Brooklyn	61
Killen, Washington	61

RBI

1. Brouthers, Brooklyn	124
2. Thompson, Philadelphia	104
3. Larkin, Washington	96
O. Burns, Brooklyn	96
Beckley, Pittsburgh	96

Bases on Balls

1. Crooks, St. Louis	136
2. Childs, Cleveland	117
3. Connor, Philadelphia	116
4. McCarthy, Boston	93
5. Three with	86

Hit By Pitch

1. Tucker, Boston	26
2. Welch, Balt-Cincinnati	17
3. Brouthers, Brooklyn	16
4. Beckley, Pittsburgh	14
5. C. Carroll, St. Louis	11
Thompson, Philadelphia	11

Losses

1. Cobb, Baltimore	37
2. Hutchison, Chicago	36
3. Rusie, New York	31
4. Baldwin, Pittsburgh	27
5. Killen, Washington	26

Strikeouts

1. Hutchison, Chicago	314
2. Rusie, New York	304
3. Weyhing, Philadelphia	202
4. Nichols, Boston	192
5. Stein, Brooklyn	190

Lowest OOBP

1. Young, Cleveland	.266
2. Nichols, Boston	.282
3. Stratton, Louisville	.285
4. Mullane, Cincinnati	.290
5. Duryea, Cinci-Washington	.291

Innings

1. Hutchison, Chicago	622
2. Rusie, New York	541
3. Weyhing, Philadelphia	469.2
4. Killen, Washington	459.2
5. Nichols, Boston	453
Young, Cleveland	453

Winning Percentage (25 decisions)

1. Young, Cleveland	.750
2. Terry, Balt-Pittsburgh	.692
3. Haddock, Brooklyn	.690
4. Staley, Boston	.688
5. Nichols, Boston	.686
Stivetts, Boston	.686

Lowest OBA

1. Mullane, Cincinnati	.201
2. Rusie, New York	.202
3. Terry, Balt-Pittsburgh	.205
4. Young, Cleveland	.211
5. Duryea, Cinci-Washington	.212

FIELDING

Putouts		Assists		Fielding Average	
1B					
Beckley, Pittsburgh	1523	Beckley, Pittsburgh	132	Connor, Philadelphia	.985
Virtue, Cleveland	1500	Brouthers, Brooklyn	105	Comiskey, Cincinnati	.9840
Brouthers, Brooklyn	1498	Werden, St. Louis	102	Virtue, Cleveland	.9836
2B					
McPhee, Cincinnati	451	Bierbauer, Philadelphia	555	Quinn, Boston	.951
Bierbauer, Philadelphia	385	Ward, Brooklyn	472	Bierbauer, Pittsburgh	.950
Ward, Brooklyn	377	McPhee, Cincinnati	471	McPhee, Cincinnati	.948
3B					
Shindle, Baltimore	200	Shindle, Baltimore	382	Nash, Boston	.898
Nash, Boston	197	Nash, Boston	351	Latham, Cincinnati	.883
D. Farrell, Pittsburgh	180	Latham, Cincinnati	329	Shindle, Baltimore	.882
SS					
Jennings, Louisville	343	G. Smith, Cincinnati	561	Corcoran, Brooklyn	.925
Allen, Philadelphia	331	Allen, Philadelphia	537	G. Smith, Cincinnati	.920
Shugart, Pittsburgh	303	Jennings, Louisville	537	Allen, Philadelphia	.919
RF					
Holliday, Cincinnati	271	McCarthy, Boston	29	O. Burns, Brooklyn	.9368
Thompson, Philadelphia	223	Thompson, Philadelphia	28	Thompson, Philadelphia	.9366
McCarthy, Boston	219	Van Haltren, Baltimore	27	O'Connor, Cleveland	.935
		Donovan, Washington-Pitt	27		
CF					
McAleer, Cleveland	367	T. Brown, Louisville	37	Griffin, Brooklyn	.986
T. Brown, Louisville	351	Jimmy Ryan, Chicago	26	McAleer, Cleveland	.961
Brodie, St. Louis	296	Three with	25	Brodie, St. Louis	.943
LF					
Hamilton, Philadelphia	291	Duffee, Washington	34	D. O'Brien, Brooklyn	.956
Burkett, Cleveland	271	Hamilton, Philadelphia	26	O'Neill, Cincinnati	.922
Duffee, Washington	230	Burkett, Cleveland	20	Hamilton, Philadelphia	.919
C					
Clements, Philadelphia	547	C. Mack, Pittsburgh	143	M. Murphy, Cincinnati	.955
Zimmer, Cleveland	514	Boyle, New York	126	C. Mack, Pittsburgh	.951
Buckley, St. Louis	513	Buckley, St. Louis	123	Clements, Philadelphia	.950
P					
Gleason, St. Louis	42	Hutchison, Chicago	156	Nichols, Boston	.966
Baldwin, Pittsburgh	37	Rusie, New York	132	Kennedy, Brooklyn	.961
Stein, Brooklyn	36	Young, Cleveland	122	Stein, Brooklyn	.958
Double Plays		Errors		TC/Game	
1B					
Comiskey, Cincinnati	103	Tucker, Boston	45	Whistler, Baltimore-Louis	11.4
Connor, Philadelphia	99	Anson, Chicago	44	Beckley, Pittsburgh	11.2
Tucker, Boston	96	Larkin, Washington	38	Comiskey, Cincinnati	11.1
		Beckley, Pittsburgh	38		
2B					
McPhee, Cincinnati	86	Ward, Brooklyn	74	McPhee, Cincinnati	6.8
Quinn, Boston	75	Dowd, Washington	58	Bierbauer, Pittsburgh	6.5
Pfeffer, Louisville	72	Burke, New York	55	Pfeffer, Louisville	6.4

THE ANNUAL RECORD

Double Plays		Errors		TC/Game	
3B					
Shindle, Baltimore	27	Shindle, Baltimore	78	Shindle, Baltimore	4.9
Latham, Cincinnati	26	Latham, Cincinnati	66	Nash, Boston	4.5
Nash, Boston	23	Farrell, Pittsburgh	64	Farrell, Pittsburgh	3.98
SS					
Allen, Philadelphia	67	Long, Boston	99	D. Richardson, Washington	6.7
Long, Boston	65	Shugart, Pittsburgh	99	Shugart, Pittsburgh	6.5
Jennings, Louisville	59	McKean, Cleveland	92	Jennings, Louisville	6.4
		Fuller, New York	92		
RF					
Radford, Washington	7	Van Haltren, Baltimore	43	Van Haltren, Baltimore	2.2
Thompson, Philadelphia	7	McCarthy, Boston	33	Holliday, Cincinnati	2.1
Donovan, Wash-Pitts	7	Donovan, Wash-Pitts	31	Dungan, Chicago	1.9
CF					
T. Brown, Louisville	8	Hoy, Washington	38	T. Brown, Louisville	2.8
Griffin, Brooklyn	7	T. Brown, Louisville	34	McAleer, Cleveland	2.7
Delahanty, Philadelphia	6	Jimmy Ryan, Chicago	23	Brodie, St. Louis	2.5
LF					
Duffee, Washington	8	Burkett, Cleveland	31	Hamilton, Philadelphia	2.5
Hamilton, Philadelphia	7	E. Smith, Pittsburgh	31	Duffee, Washington	2.3
Burkett, Cleveland	7	Hamilton, Philadelphia	28	Burkett, Cleveland	2.22
C					
Buckley, St. Louis	14	Boyle, New York	46	Boyle, New York	7.5
Clements, Philadelphia	12	Buckley, St. Louis	43	Clements, Philadelphia	6.4
Vaughn, Cincinnati	12	Zimmer, Cleveland	42	C. Mack, Pittsburgh	6.3

Leaders in Passed Balls: Boyle, New York (71); Grim, Louisville (35); Kelly, Boston (34); Mack, Pittsburgh (34)

P					
Young, Cleveland	7	Killen, Washington	22	Mullane, Cincinnati	3.3
Four with	5	Crane, New York	22	Gleason, St. Louis	3.2
		Rusie, New York	21	Rusie, New York	2.813

BOSTON

Frank Selee

South End Grounds I

	G	AB	H	R	2B	3B	HR	RBI	BB	SB	SO	HBP	BA	SA	OBP
SS Herman Long	151	646	181	115	33	6	6	78	44	57	36	8	.280	.378	.334
CF Hugh Duffy	147	612	184	125	28	12	5	81	60	51	37	1	.301	.410	.364
RF Tommy McCarthy	152	603	146	119	19	5	4	63	93	53	29	4	.242	.310	.347
1B Tommy Tucker	149	542	153	85	15	7	1	62	45	22	35	26	.282	.341	.365
2B Joe Quinn	143	532	116	63	14	1	1	59	35	17	40	7	.218	.254	.275
3B Billy Nash	135	526	137	94	25	5	4	95	59	31	42	3	.260	.350	.338
LF Bobby Lowe	124	475	115	79	16	7	3	57	37	36	47	8	.242	.324	.308
C Mike Kelly	78	281	53	40	7	0	2	41	39	24	32	0	.189	.235	.287
P Jack Stivetts	70	240	71	40	14	2	3	36	27	8	28	1	.296	.408	.369
C Charlie Ganzel	54	198	53	25	9	3	0	25	18	7	12	1	.268	.343	.332
P Kid Nichols	58	197	40	21	6	2	2	21	16	3	52	0	.203	.284	.263
Sub Harry Stovey (1)	38	146	24	21	8	1	0	12	14	20	19	3	.164	.233	.252
P Harry Staley	38	122	16	9	2	0	1	9	9	2	38	0	.131	.172	.291
C Charlie Bennett	35	114	23	19	4	0	1	16	27	6	23	0	.202	.263	.355
P John Clarkson (1)	16	57	13	7	3	0	1	13	3	1	15	0	.228	.333	.267
Sub Dan Burke	1	4	0	0	0	0	0	0	0	0	2	0	.000	.000	.000
P Dad Clarkson	1	3	0	0	0	0	0	0	0	0	3	0	.000	.000	.000

	G	AB	H	R	2B	3B	HR	RBI	BB	SB	SO	HBP	BA	SA	OBP
P Leon Viau (3)	1	3	0	0	0	0	0	0	0	0	2	0	.000	.000	.000
Sub Joe Daly	1	0	0	0	0	0	0	0	0	0	0	0	—	—	—
	152	5301	1325	862	203	51	34	668	526	338	492	62	.250	.327	.325

1B—Tucker 149, Kelly 2, Ganzel 1, Stivetts 1

2B—Quinn 143, Lowe 10

SS—Long 141, Lowe 13

3B—Nash 135, Lowe 14, Kelly 2, Duffy 2, Long 1

OF—McCarthy 152, Duffy 146, Lowe 90, Stovey 38, Stivetts 18, Long 12, Nichols 5, Ganzel 2, Kelly 2, Staley 1, Nash 1

C—Kelly 72, Ganzel 51, Bennett 35, Daly 1, Burke 1

P—Stivetts 54, Nichols 53, Staley 37, J. Clarkson 16, Viau 1, D. Clarkson 1, Kelly 1

	Pos	G	TC	PO	A	DP	E	PB	FA
McCarthy	RF	152	281	219	29	4	33	—	.883
Tucker	1B	149	1580	1484	51	46	45	—	.972
Duffy	CF	146	293	259	17	4	17	—	.942
Quinn	2B	143	822	356	426	75	40	—	.951
Long	SS	141	893	297	497	65	99	—	.889
Nash	3B	135	610	197	351	23	62	—	.898
Lowe	LF	90	207	175	17	2	15	—	.928
"	3B	14	70	24	39	3	7		.900
"	SS	13	72	29	34	9	9		.875
"	2B	10	71	36	29	4	6		.915
Kelly	C	72	457	319	98	11	40	34	.912
Stivetts	P	53	125	17	96	5	12	—	.904
"	LF@	18	35	31	1	2	3		.914
Nichols	P	53	117	25	88	4	4	—	.966
Ganzel	C	51	270	202	50	1	18	14	.933
Stovey	LF@	38	91	79	3	1	9	—	.901
Staley	P	37	66	0	63	5	3	—	.955
Bennett	C	35	211	169	31	3	11	5	.948
Clarkson	P	16	43	2	36	3	5	—	.884
		152	6424	4001	1969	127	454	54	.929

	G	IP	H	GS	CG	W	L	SO	BB	Sh	Sv	ERA	HB	WP	HR
Kid Nichols	53	453	404	51	49	35	16	192	121	5	0	2.84	10	24	14
Jack Stivetts #	54	415.2	346	48	45	35	16	180	171	3	1	3.03	10	15	12
Harry Staley	37	299.2	273	35	31	22	10	93	97	3	0	3.03	3	7	11
John Clarkson (1)	16	145.2	115	16	15	8	6	48	60	4	0	2.35	5	5	4
Leon Viau (3)	1	9	5	1	1	1	0	1	4	0	0	0.00	0	0	0
Dad Clarkson	1	7	5	1	1	1	0	0	3	0	0	1.29	0	1	0
Mike Kelly	1	6	8	0	0	0	0	0	4	0	0	1.50	3	0	0
	1336	1156	152	142	102	48	514	460	15	1	2.86	31	52	41	

No-hit game 11-0 vs Brooklyn, August 6

CLEVELAND

Pat Tebeau

League Park I

	G	AB	H	R	2B	3B	HR	RBI	BB	SB	SO	HBP	BA	SA	OBP
LF Jesse Burkett	145	608	167	119	15	14	6	66	67	36	59	1	.275	.375	.348
3B George Davis	144	597	144	95	27	12	5	82	58	36	51	3	.241	.352	.312

THE ANNUAL RECORD

	G	AB	H	R	2B	3B	HR	RBI	BB	SB	SO	HBP	BA	SA	OBP
RF Jack O'Connor	140	572	142	71	22	5	1	58	25	17	48	2	.248	.309	.282
CF Jimmy McAleer	149	571	136	92	26	7	4	70	63	40	54	4	.238	.329	.319
2B Cupid Childs	145	558	177	136	14	11	3	53	117	26	20	9	.317	.398	.443
1B Jake Virtue	147	557	157	98	15	20	2	89	84	14	68	4	.282	.391	.380
SS Ed McKean	129	531	139	76	14	10	0	93	49	19	29	1	.262	.326	.325
C Chief Zimmer	111	413	109	63	29	13	1	64	32	18	47	7	.264	.404	.327
UT Pat Tebeau	86	340	83	47	13	3	2	49	23	6	34	8	.244	.318	.307
P Cy Young	53	196	31	14	5	0	1	15	7	3	35	1	.158	.199	.191
P Nig Cuppy	50	168	36	15	11	0	0	24	7	2	40	0	.214	.280	.246
P John Clarkson (2)	29	101	14	8	0	0	0	4	8	2	24	0	.139	.139	.202
Sub Jack Doyle (1)	24	88	26	17	4	1	1	14	6	5	10	0	.295	.398	.340
P George Davies	26	87	12	3	1	0	0	6	3	1	14	0	.138	.149	.167
P George Rettger (1)	6	15	2	0	0	0	0	0	3	0	3	0	.133	.133	.278
P Tom Williams	3	10	1	1	0	0	0	0	0	0	2	0	.100	.100	.100
P Leon Viau (1)	1	0	0	0	0	0	0	0	0	0	0	0	—	—	—
	153	5412	1376	855	196	96	26	687	552	225	538	40	.254	.340	.328

1B—Virtue 147, Tebeau 4, Doyle 1
 2B—Childs 145, Tebeau 5, Davis 3
 SS—McKean 129, Davis 20, Tebeau 3, Doyle 1
 3B—Davis 79, Tebeau 74
 OF—McAleer 149, Burkett 145, O'Connor 106, Davis 44, Doyle 12, Cuppy 3, Williams 1
 C—Zimmer 111, O'Connor 34, Doyle 9
 P—Young 53, Cuppy 47, Clarkson 29, Davies 26, Rettger 6, Williams 2, Viau 1

	Pos	G	TC	PO	A	DP	E	PB	FA
McAleer	CF	149	408	367	25	0	16	—	.961
Virtue	1B	147	1587	1500	61	61	26	—	.984
Childs	2B	145	851	357	441	51	53	—	.938
Burkett	LF	145	322	271	20	7	31	—	.904
McKean	SS	129	668	207	369	29	92	—	.862
Zimmer	C	111	678	514	122	11	42	19	.938
O'Connor	RF	106	185	152	21	4	12	—	.935
"	C	34	205	158	40	4	7	10	.966
Davis	3B	79	291	100	166	8	25	—	.914
"	RF@	44	72	55	10	3	7	—	.903
"	SS	20	100	37	54	5	9	—	.910
Tebeau	3B	74	280	99	156	17	25	—	.911
Young	P	53	149	19	122	7	8	—	.946
Cuppy	P	47	119	10	103	3	6	—	.950
Clarkson	P	29	70	9	51	1	10	—	.857
Davies	p	26	78	8	61	2	9	—	.885
Doyle	OF	12	24	18	3	1	3	1	.875
		153	6272	3997	1868	95	407	30	.935

	G	IP	H	GS	CG	W	L	SO	BB	Sh	Sv	ERA	HB	WP	HR
Cy Young	53	453	363	49	48	36	12	168	118	9	0	1.93	11	13	8
Nig Cuppy	47	376	333	42	38	28	13	103	121	1	1	2.51	10	6	9
John Clarkson (2)	29	243.1	235	28	27	17	10	91	72	1	1	2.55	4	4	4
George Davies	26	215.2	201	26	23	10	16	95	69	0	0	2.59	6	6	4
George Rettger (1)	6	38	32	5	3	1	3	12	31	0	0	4.26	1	5	2
Tom Williams	2	9	9	1	1	1	0	3	1	0	0	3.00	0	1	1
Leon Viau (1)	1	1	5	1	0	0	1	0	1	0	0	36.00	0	0	0
—1 forfeit L vs Pittsburgh on Oct. 12 when Cleveland failed to appear—															
		1336	1178	152	140	93	55	472	413	11	2	2.41	32	35	28

BROOKLYN

John Ward

Eastern Park

	G	AB	H	R	2B	3B	HR	RBI	BB	SB	SO	HBP	BA	SA	OBP
2B John Ward	148	614	163	109	13	3	1	47	82	88	19	3	.265	.306	.355
SS Tommy Corcoran	151	613	145	77	11	6	1	74	34	39	51	4	.237	.279	.281
1B Dan Brouthers	152	588	197	121	30	20	5	124	84	31	30	16	.335	.480	.432
RF Oyster Burns	141	542	171	88	27	18	4	96	65	33	42	6	.315	.454	.395
LF Darby O'Brien	122	490	119	72	14	5	1	56	29	57	52	3	.243	.298	.289
CF Mike Griffin	129	452	125	103	17	11	3	66	68	49	36	4	.277	.383	.376
UT Tom Daly	124	446	114	76	15	6	4	51	64	34	61	5	.256	.343	.355
3B Bill Joyce	97	372	91	89	15	12	6	45	82	23	55	8	.245	.398	.392
C Con Daily	80	278	65	38	10	1	0	28	38	18	21	1	.234	.277	.328
C Tom Kinslow	66	246	75	37	6	11	2	40	13	4	17	1	.305	.443	.342
Sub Dave Foutz	61	220	41	33	5	3	1	26	14	19	14	0	.186	.250	.235
P George Haddock	47	158	28	23	6	1	0	11	12	2	31	1	.177	.228	.240
P Ed Stein	48	144	31	18	2	1	0	8	17	0	33	0	.215	.243	.298
P Bill Hart	37	125	24	14	3	4	2	17	7	4	22	1	.192	.328	.241
Sub Hub Collins	21	87	26	17	5	1	0	17	14	4	13	0	.299	.379	.396
P Bill Kennedy	26	85	14	12	3	2	0	11	4	3	8	0	.165	.247	.211
P Bert Inks (1)	9	25	10	8	1	0	0	2	2	1	2	0	.400	.440	.444
	158	5485	1439	935	183	105	30	719	629	409	508	54	.2624	.350	.344

1B—Brouthers 152, Foutz 6

2B—Ward 148, Daly 10

SS—Corcoran 151, Burns 5, Griffin 2

3B—Joyce 94, Daly 57, Burns 7

OF—Burns 129, Griffin 127, O'Brien 122, Daly 30, Foutz 29, Collins 21, Daily 13, Hart 12, Joyce 3, Kennedy 1, Haddock 1

C—Daily 68, Kinslow 66, Daly 27

P—Stein 48, Haddock 46, Foutz 29, Hart 28, Kennedy 26, Inks 9

	Pos	G	TC	PO	A	DP	E	PB	FA
Brouthers	1B	152	1632	1498	105	69	29	—	.982
Corcoran	SS	151	850	291	495	49	64	—	.925
Ward	2B	148	923	377	472	48	74	—	.920
Burns	RF	129	190	162	16	4	12	—	.937
Griffin	CF	127	296	267	25	7	4	—	.986
O'Brien	LF	122	249	222	16	3	11	—	.956
Joyce	3B	94	354	141	164	8	49	—	.862
Daily	C	68	453	342	85	9	26	26	.943
"	RF@	13	18	14	3	0	1		.944
Kinslow	C	66	476	355	89	6	32	28	.933
Daly	3B	57	203	76	106	8	21		.897
"	CF@	30	58	49	3	2	6		.897
"	C	27	152	114	34	3	4	17	.974
"	2B	10	50	21	27	3	2		.960
Stein	P	48	119	36	78	2	5	—	.958
Haddock	P	46	112	21	80	5	11	—	.902
Foutz	LF@	29	40	29	5	0	6	—	.850
"	P	27	84	21	55	2	8		.905
Hart	P	28	77	13	58	1	6	—	.922
"	RF@	12	22	18	1	0	3		.864
Kennedy	P	26	51	17	32	1	2	—	.961
Collins	LF@	21	40	37	0	0	3	—	.925
		158	6604	4214	1992	98	398	71	.940

THE ANNUAL RECORD

	G	IP	H	GS	CG	W	L	SO	BB	Sh	Sv	ERA	HB	WP	HR
George Haddock	46	381.1	340	44	39	29	13	153	163	3	1	3.14	14	21	11
Ed Stein	48	377.1	310	42	38	27	16	190	150	6	1	2.84	15	14	6
Dave Foutz	29	203	210	20	17	13	8	56	63	0	1	3.41	4	5	3
Bill Hart	28	195	188	23	16	9	12	65	96	2	1	3.28	7	4	3
Bill Kennedy	26	191	189	21	18	13	8	108	95	0	1	3.86	4	11	3
Bert Inks (1)	9	58	48	8	4	4	2	25	33	1	0	3.88	4	4	0
	1405.2		1285	158	132	95	59	597	600	12	5	3.25	48	59	26

PHILADELPHIA

Harry Wright

Philadelphia Base Ball Grounds

	G	AB	H	R	2B	3B	HR	RBI	BB	SB	SO	HBP	BA	SA	OBP
RF Sam Thompson	153	609	186	109	28	11	9	104	59	28	19	11	.305	.432	.377
2B Bill Hallman	138	586	171	106	27	10	2	84	32	19	52	6	.292	.382	.335
1B Roger Connor	155	564	166	123	37	11	12	73	116	22	39	6	.294	.463	.420
SS Bob Allen	152	563	128	77	20	14	2	64	61	15	60	1	.227	.323	.304
LF Billy Hamilton	139	554	183	132	21	7	3	53	81	57	29	8	.330	.410	.423
UT Lave Cross	140	541	149	84	15	10	4	69	39	18	16	3	.275	.362	.328
CF Ed Delahanty	123	477	146	79	30	21	6	91	31	29	32	9	.306	.495	.360
C Jack Clements	109	402	106	50	25	6	8	76	43	7	40	3	.264	.415	.339
3B Charlie Reilly	91	331	65	42	7	3	1	24	18	13	43	2	.196	.245	.242
P Gus Weyhing	66	214	29	14	5	0	0	13	11	2	67	0	.136	.159	.178
P Kid Carsey	44	131	20	8	2	1	1	10	9	1	47	0	.153	.206	.207
P Tim Keefe	39	117	10	6	2	0	1	3	13	1	24	1	.085	.128	.183
Sub Joe Mulvey	25	98	14	9	1	1	0	4	6	2	9	1	.143	.173	.200
P Duke Esper (1)	23	70	17	8	2	0	1	11	2	1	18	1	.243	.314	.274
Sub Tom Dowse (3)	16	54	10	3	0	0	0	6	2	1	4	1	.185	.185	.185
Sub Dummy Stephenson	8	37	10	4	3	0	0	5	0	0	2	1	.250	.351	.289
P Phil Knell (2)	11	34	3	4	0	0	0	1	3	0	13	0	.088	.088	.162
P Jack Thornton	5	13	5	1	0	0	0	2	0	0	0	0	.385	.385	.385
P Jack Taylor	3	12	2	1	0	0	0	0	1	0	0	0	.167	.167	.231
Sub Jerry Connors	1	3	0	0	0	0	0	0	0	0	1	0	.000	.000	.000
Sub Harry Morelock	1	3	0	0	0	0	0	0	1	0	0	0	.000	.000	.250
	155	5413	1420	860	225	95	50	693	528	216	515	54	.2623	.367	.334

1B—Connor 155

2B—Hallman 138, Cross 14, Reilly 4

SS—Allen 152, Cross 5

3B—Reilly 70, Cross 65, Mulvey 25, Delahanty 4, Morelock 1

OF—Thompson 153, Hamilton 139, Delahanty 121, Cross 25, Reilly 15, Stephenson 8, Weyhing 7, Carsey 2, Thornton 2, Connors 1, Esper 1

C—Clements 109, Cross 39, Dowse 15

P—Weyhing 59, Carsey 43, Keefe 39, Esper 21, Knell 11, Thornton 3, Taylor 3

	Pos	G	TC	PO	A	DP	E	PB	FA
Connor	1B	155	1565	1483	59	99	23	—	.985
Thompson	RF	153	268	223	28	7	17	—	.937
Allen	SS	152	945	331	537	67	77	—	.919
Hamilton	LF	139	345	291	26	7	28	—	.919
Hallman	2B	138	763	335	379	60	49	—	.936
Delahanty	CF	121	303	261	25	6	17	—	.944
Clements	C	109	699	557	107	12	35	29	.950
Reilly	3B	70	304	106	169	13	29	—	.905
"	RF@	15	28	26	1	0	1	—	.964

	Pos	G	TC	PO	A	DP	E	PB	FA
Cross	3B	65	266	97	148	5	21		.921
"	C	39	196	158	32	5	6	12	.969
"	CF@	25	47	39	3	0	5		.894
"	2B	14	68	29	37	5	2		.971
Weyhing	P	59	103	20	63	2	20	—	.806
Carsey	P	43	116	19	84	3	13	—	.888
Keefe	P	39	89	8	68	2	13	—	.854
Mulvey	3B	25	111	40	58	5	13	—	.883
Esper	P	21	41	7	33	1	1	—	.976
Dowse	C	15	74	59	13	4	2	2	.973
Knell	P	11	19	6	9	0	4	—	.789
		155	6442	4132	1917	128	393	43	.939

	G	IP	H	GS	CG	W	L	SO	BB	Sh	Sv	ERA	HB	WP	HR
Gus Weyhing	59	469.2	411	49	46	32	21	202	168	6	3	2.66	18	12	9
Kid Carsey	43	317.2	317	36	30	19	16	76	104	1	1	3.12	12	11	6
Tim Keefe	39	313.1	279	38	31	19	16	136	98	2	0	2.36	13	9	4
Duke Esper (1)	21	160.1	171	18	14	11	6	45	60	0	1	3.42	1	0	2
Phil Knell (2)	11	80	87	9	7	5	5	43	35	0	0	4.05	11	7	0
Jack Taylor	3	26	28	3	2	1	0	7	10	0	0	1.38	0	0	2
Jack Thornton	3	12	16	2	1	0	2	2	17	0	0	12.75	0	2	1
* One combined shutout on July 21: Keefe 7 innings, Weyhing 2 innings															
		1379	1309	155	131	87	66	511	492	10	5	2.93	55	41	24

CINCINNATI
Charlie Comiskey
 League Park I

	G	AB	H	R	2B	3B	HR	RBI	BB	SB	SO	HBP	BA	SA	OBP
3B Arlie Latham	152	622	148	111	20	4	0	44	60	66	55	5	.238	.283	.310
RF Bug Holliday	152	602	177	114	23	16	13	91	57	43	39	1	.294	.450	.356
2B Bid McPhee	144	573	157	11	19	12	4	60	84	44	48	7	.274	.370	.373
1B Charlie Comiskey	141	551	125	61	14	6	3	71	32	30	16	4	.227	.290	.274
SS Germany Smith	139	506	123	58	13	6	8	63	42	19	52	0	.243	.340	.301
LF Tip O'Neill	109	419	105	63	14	6	2	52	53	14	25	3	.251	.327	.339
C Farmer Vaughn	91	346	88	45	10	5	2	50	16	10	13	4	.254	.329	.295
CF Pete Browning (2)	83	307	93	47	12	5	3	52	40	8	26	0	.303	.404	.383
C Morg Murphy	74	234	46	29	8	2	2	24	25	4	57	1	.197	.274	.277
P Icebox Chamberlain	53	160	36	13	3	1	2	15	7	1	17	0	.225	.294	.257
P Frank Dwyer (2)	41	132	21	15	0	2	0	6	4	2	9	1	.159	.189	.190
P Tony Mullane	39	118	20	14	3	1	0	9	9	4	8	3	.169	.212	.246
Sub Frank Genins (2)	35	110	20	12	4	0	0	7	12	7	12	0	.182	.218	.262
Sub George Wood (2)	30	107	21	10	2	4	0	14	10	4	17	1	.196	.290	.271
Sub Jocko Halligan (1)	26	101	29	14	4	0	2	12	12	3	9	0	.287	.386	.363
Sub Curt Welch (2)	25	94	19	14	0	2	1	7	7	7	8	6	.202	.277	.202
P Mike Sullivan	21	74	13	5	1	1	0	5	0	0	17	1	.176	.216	.187
Sub Jerry Harrington	22	61	13	6	1	0	0	3	6	0	1	0	.213	.230	.284
Sub Buster Hoover	14	51	9	7	0	0	0	2	5	1	4	0	.176	.176	.250
Sub Eddie Burke (1)	15	41	6	6	1	0	0	4	9	2	4	0	.146	.171	.300
P Billy Rhines	12	27	5	2	0	1	1	4	3	0	8	0	.185	.370	.267
P Jesse Duryea (1)	9	27	3	3	1	0	0	0	5	0	11	0	.111	.148	.250
Sub Willie Kuehne (3)	6	24	5	3	1	0	1	4	1	0	5	0	.208	.375	.240
Sub Dan Mahoney	5	21	4	1	0	1	0	1	1	0	4	0	.190	.286	.227
P George Rettger (2)	2	8	1	1	1	0	0	3	1	0	1	0	.125	.250	.222
P Willie McGill	3	7	2	1	0	0	0	1	0	1	3	0	.186	.286	.286
P Dan Daub	4	7	0	0	0	0	0	0	0	0	2	1	.000	.000	.125

THE ANNUAL RECORD

	G	AB	H	R	2B	3B	HR	RBI	BB	SB	SO	HBP	BA	SA	OBP
P George Meakim (1)	4	5	0	0	0	0	0	0	0	0	0	0	.000	.000	.000
Sub Tom Dowse (2)	1	4	0	0	0	0	0	0	0	0	0	0	.000	.000	.000
P George Hemming (1)	1	3	1	0	0	0	0	0	0	0	0	0	.333	.333	.333
P Frank Knauss	1	3	1	0	0	0	0	0	1	0	1	0	.333	.333	.500
P Bumpus Jones	1	2	0	0	0	0	0	0	1	0	2	0	.000	.000	.333
P Clarence Stephens	1	2	0	0	0	0	0	0	0	0	2	0	.000	.000	.000
	155	5349	1291	766	155	75	44	604	503	270	476	38	.241	.323	.311

1B—Comiskey 141, Vaughn 14, Mullane 2, Browning 2, Harrington 1
 2B—McPhee 144, Latham 9, Kuehne 2
 SS—Smith 139, Genins 17
 3B—Latham 142, Vaughn 6, Kuehne 4, Genins 4, Burke 1
 OF—Holliday 152, O'Neill 109, Browning 82, Wood 30, Halligan 26, Welch 25, Hoover 14, Burke 14, Genins 14, Vaughn 11, Dwyer 6, Chamberlain 1, Rhines 1, Rettger 1, Latham 1
 C—Murphy 74, Vaughn 67, Harrington 22, Mahoney 5, Dowse 1
 P—Chamberlain 52, Mullane 37, Dwyer 34, Sullivan 21, Rhines 11, Duryea 9, Daub 4, Meakim 3, McGill 3, Stephens 1, Rettger 1, Hemming 1, Jones 1, Knauss 1, Holliday 1

	Pos	G	TC	PO	A	DP	E	PB	FA
Holliday	RF	152	312	271	20	6	21	—	.933
McPhee	2B	144	973	451	471	86	51	—	.948
Latham	3B	142	562	167	329	22	66	—	.883
Comiskey	1B	141	1567	1469	73	103	25	—	.984
Smith	SS	139	870	239	561	55	70	—	.920
O'Neill	LF	109	218	188	13	3	17	—	.922
Browning	CF	82	180	152	13	0	15	—	.917
Murphy	C	74	400	315	67	6	18	22	.955
Vaughn	C	67	336	249	63	12	24	25	.929
"	1B	14	127	120	3	8	4	—	.969
"	OF@	11	23	19	1	0	3	—	.870
Chamberlain	P	52	92	16	67	0	9	—	.902
Mullane	P	37	122	26	87	4	9	—	.926
Dwyer	P	33	70	15	52	2	3	—	.957
Wood	LF@	30	51	39	5	1	7	—	.863
Halligan	CF@	26	48	38	4	1	6	—	.875
Welch	CF@	25	67	60	2	1	5	—	.925
Harrington	C	22	95	73	21	0	1	7	.989
Sullivan	P	21	40	3	31	1	6	—	.850
Genins	SS	17	111	34	66	7	11	—	.901
"	CF@	14	25	22	2	0	1	—	.960
Hoover	LF@	14	29	25	3	2	1	—	.966
Burke	LF@	14	14	12	2	1	0	—	1.000
Rhines	P	12	19	3	14	1	2	—	.895
		155	6620	4131	2087	140	402	56	.939

	G	IP	H	GS	CG	W	L	SO	BB	Sh	Sv	ERA	HB	WP	HR
Icebox Chamberlain	52	406.1	391	49	43	19	23	169	170	2	0	3.39	17	16	8
Tony Mullane	37	295	222	34	30	21	13	109	127	3	1	2.59	9	8	12
Frank Dwyer (2)	33	268.1	262	28	25	20	10	47	43	3	1	2.31	5	2	6
Mike Sullivan	21	166.1	179	16	15	12	4	56	74	0	0	3.08	9	10	8
Billy Rhines	11	74.2	102	9	6	3	7	10	36	0	0	5.42	4	2	0
Jesse Duryea (1)	9	68	55	7	5	2	5	21	26	0	0	3.57	3	6	2
Dan Daub	4	25	23	3	2	1	2	7	13	0	0	2.88	2	1	0
Willie McGill	3	17	18	3	1	1	1	7	5	0	0	5.29	0	1	1
George Meakim (1)	3	13.2	19	3	1	1	1	4	9	0	0	8.56	2	1	1

	G	IP	H	GS	CG	W	L	SO	BB	Sh	Sv	ERA	HB	WP	HR
Bumpus Jones #	1	9	0	1	1	1	0	3	4	0	0	0.00	0	0	0
Frank Knauss	1	8	13	0	0	0	0	2	5	0	0	3.38	0	0	0
Clarence Stephens	1	7	12	1	0	0	1	1	4	0	0	1.29	0	0	0
George Hemming (1)	1	6	10	0	0	0	1	0	2	0	0	7.50	0	0	1
Bug Holliday	1	4	13	0	0	0	0	0	1	0	0	11.25	0	0	0
	1377.1	1327	155	130	82	68	437	535	8	2	3.17	52	47	39	

No-hit game 7-1 vs Pittsburgh, October 15

PITTSBURGH
Al Buckenberger (53-41) Tom Burns (27-32)
 Exposition Park II

	G	AB	H	R	2B	3B	HR	RBI	BB	SB	SO	HBP	BA	SA	OBP
2B Lou Bierbauer	152	649	153	81	20	9	8	65	25	11	29	0	.236	.331	.264
UT Doggie Miller	149	623	158	103	15	12	2	59	68	28	14	7	.254	.326	.335
1B Jake Beckley	151	614	145	102	21	19	10	96	31	30	44	14	.236	.381	.288
3B Duke Farrell	152	605	130	96	10	13	8	77	46	2-	53	5	.215	.314	.276
SS Frank Shugart	137	554	148	94	19	4	0	62	47	28	48	4	.267	.352	.329
LF Elmer Smith	138	511	140	86	16	14	4	63	82	22	43	1	.274	.384	.375
RF Patsy Donovan (2)	90	388	114	77	15	3	2	26	20	40	16	3	.294	.363	.333
C Connie Mack	97	346	84	39	9	4	1	31	21	11	22	6	.243	.301	.298
Sub Pop Corkhill	68	256	47	23	1	4	0	25	12	6	19	3	.184	.219	.229
CF Joe Kelley (1)	56	205	49	26	7	7	0	28	17	8	21	0	.239	.241	.297
P Mark Baldwin	56	178	18	11	2	0	1	13	13	1	60	0	.101	.129	.162
P Red Ehret	40	132	34	12	2	0	0	19	7	1	22	0	.258	.273	.295
P Bill Terry (2)	31	100	16	10	0	4	2	11	10	2	11	0	.160	.300	.236
Sub George Van Haltren (2)	13	55	11	10	2	2	0	5	6	6	0	0	.200	.309	.279
Sub Harry Raymond (1)	12	49	4	4	0	1	0	2	4	1	8	0	.082	.122	.151
Sub Ed Swartwood	13	42	10	8	1	0	0	4	13	1	11	0	.238	.262	.418
P Jim Galvin (1)	12	41	5	4	1	0	0	4	2	0	9	0	.122	.146	.163
Sub Tom Burns	12	39	8	7	0	0	0	4	3	1	8	0	.205	.205	.262
P Billy Gumbert	7	18	2	2	0	1	0	1	0	2	4	0	.111	.222	.158
P Fred Woodcock	5	15	3	2	0	1	0	1	1	0	3	0	.200	.333	.250
Sub Billy Earle	5	13	7	5	2	0	0	3	4	2	1	0	.538	.692	.647
P Kid Camp	4	11	1	0	0	0	0	0	0	0	2	0	.091	.091	.091
Sub Jake Stenzel	3	9	0	0	0	0	0	0	1	1	3	0	.000	.000	100
P Duke Esper (2)	3	9	0	0	0	0	0	1	0	0	2	0	.000	.000	.000
Sub Bobby Cargo	2	5	1	0	0	0	0	0	0	0	0	0	.200	.200	.200
P Jock Menefee	2	3	0	0	0	0	0	0	0	0	0	0	.000	.000	.000
P Will Thompson	1	0	0	0	0	0	0	0	0	0	0	0	—	—	—
	155	5470	1288	802	143	108	38	600	435	222	453	44	.236	.322	.297

1B—Beckley 151, Mack 1
 2B—Bierbauer 152
 SS—Shugart 134, Miller 19, Cargo 2
 3B—Farrell 133, Raymond 12, Burns 8, Miller 2
 OF—Smith 124, Donovan 90, Miller 76, Corkhill 68, Kelley 56, Farrell 20, Van Haltren 13, Swartwood 13, Mack 3, Burns 3, Stenzel 2, Shugart 1, Terry 1, Gumbert 1, Menefee 1
 C—Mack 92, Miller 63, Earle 5, Shugart 2, Stenzel 1
 P—Baldwin 56, Ehret 39, Terry 30, Smith 17, Galvin 12, Gumbert 6, Woodcock 5, Camp 4, Esper 3, Thompson 1, Menefee 1

	Pos	G	TC	PO	A	DP	E	PB	FA
Bierbauer	2B	152	989	385	555	66	49	—	.950
Beckley	1B	151	1693	1523	132	88	38	—	.978

THE ANNUAL RECORD

	Pos	G	TC	PO	A	DP	E	PB	FA
Shugart	SS	134	868	303	466	43	99	3	.886
Farrell	3B	133	530	180	286	20	64	—	.879
"	CF@	20	54	41	5	0	8	—	.852
Smith	LF	124	269	223	15	0	31	—	.885
"	P	17	38	9	23	0	6	—	.842
Mack	C	92	575	404	143	11	28	34	.951
Donovan	RF	90	148	111	18	4	19	—	.872
Miller	RF@	76	117	96	10	2	11	—	.906
"	C	63	366	265	80	10	21	22	.943
"	SS	19	116	51	54	10	11	—	.905
Corkhill	CF@	68	169	148	13	4	8	—	.953
Baldwin	P	56	141	37	86	2	18	—	.872
Kelley	CF	56	124	101	13	4	10	—	.919
Ehret	P	39	83	14	57	1	12	—	.855
Terry	P	30	80	27	48	0	5	—	.938
Swartwood	LF@	13	30	22	6	2	2	—	.933
Van Haltren	RF@	13	21	18	1	1	2	—	.902
Raymond	3B	12	45	14	25	1	6	—	.867
Galvin	P	12	31	4	22	1	5	—	.839
		152	6623	4032	2108	113	483	62	.927

	G	IP	H	GS	CG	W	L	SO	BB	Sh	Sv	ERA	HB	WP	HR
Mark Baldwin	56	440.1	447	53	45	26	27	157	194	0	0	3.47	22	17	11
Red Ehret	39	316	290	36	32	16	20	101	83	0	0	2.65	22	12	7
Bill Terry (2)	30	240	185	26	24	18	7	95	106	2	1	2.51	8	8	3
Elmer Smith	17	134	140	13	12	6	7	51	58	1	0	3.63	1	3	2
Jim Galvin (1)	12	96	104	12	10	5	6	29	28	0	0	2.63	0	3	0
Billy Gumbert	6	39.2	30	3	2	3	2	3	23	0	0	1.36	1	0	0
Fred Woodcock	5	33	42	4	3	1	2	8	17	0	0	3.55	2	0	1
Kid Camp	4	23	31	1	1	0	1	6	9	0	0	6.26	1	1	4
Duke Esper (2)	3	18.1	18	3	1	2	0	5	12	0	0	5.40	0	2	0
Jock Menefee	1	4	10	0	0	0	0	0	2	0	0	11.25	0	0	0
Will Thompson	1	3	3	1	0	0	1	0	5	0	0	3.00	1	0	0

—3 forfeit Ws: vs New York on May 10; vs Chicago on Sept. 22 and vs Cleveland on Oct. 12—

1347.1 1300 152 130 77 73 455 537 3 1 3.10 58 46 28

CHICAGO

Cap Anson

South Side Park

	G	AB	H	R	2B	3B	HR	RBI	BB	SB	SO	HBP	BA	SA	OBP
SS Bill Dahlen	143	581	170	114	23	19	5	58	45	60	56	5	.293	.423	.349
1B Cap Anson	146	559	152	62	25	9	1	74	67	13	30	4	.272	.354	.354
CF Jimmy Ryan	128	505	148	105	21	11	10	65	61	27	41	5	.293	.438	.375
2B Jim Canavan	118	439	73	48	10	11	0	32	48	33	48	0	.166	.239	.248
RF Sam Dungan	113	433	123	46	19	7	0	53	35	15	19	6	.284	.360	.346
LF Walt Wilmot	92	380	82	47	7	7	2	35	40	31	20	4	.216	.287	.353
3B Jiggs Parrott	78	333	67	38	8	5	2	22	8	7	30	1	.201	.273	.222
C Pop Schriver	92	326	73	10	10	6	1	34	27	4	25	7	.224	.301	.297
Sub George Decker	78	291	66	32	6	7	1	28	20	9	49	0	.227	.306	.277
P Bill Hutchison	77	263	57	23	10	5	1	22	10	8	60	0	.217	.304	.245
SS Jimmy Cooney (1)	65	238	41	18	1	0	0	20	23	10	5	1	.172	.176	.248
C Mal Kittridge	69	229	41	19	5	0	0	10	11	2	27	0	.179	.201	.217
P Ad Gumbert	52	178	42	18	1	2	1	8	14	5	24	1	.236	.281	.295
P Jack Luby	45	163	31	14	3	2	2	20	12	3	27	1	.190	.270	.250
Sub Charlie Newman (2)	16	61	10	4	0	0	0	2	1	2	6	0	.164	.164	.177

	G	AB	H	R	2B	3B	HR	RBI	BB	SB	SO	HBP	BA	SA	OBP
Sub Jim Connor	9	34	2	0	0	0	0	0	1	0	7	1	.059	.059	.111
Sub Fred Roat	8	31	6	4	0	1	0	2	2	2	3	0	.194	.258	.242
P Harry DeMiller	4	10	3	2	0	0	0	5	2	2	1	0	.300	.300	.417
P George Meakim (2)	1	5	2	1	0	0	0	2	0	0	0	0	.400	.400	.400
P John Hollison	1	3	0	0	0	0	0	0	0	0	3	0	.000	.000	.000
P Frank Griffith	1	1	0	0	0	0	0	0	0	0	1	0	.000	.000	.000
	147	5063	1189	635	149	92	26	492	427	233	482	36	.235	.316	.299

1B—Anson 146

2B—Canavan 112, Decker 16, Connor 9, Roat 8, Dahlen 1

SS—Dahlen 72, Cooney 65, Ryan 9, Canavan 2

3B—Parrott 78, Dahlen 68

OF—Ryan 120, Dungan 113, Wilmot 92, Decker 62, Newman 16, Luby 16, Schriver 10, Gumbert 7, Canavan 4, Hutchison 2, Dahlen 2

C—Schriver 82, Kittridge 69

P—Hutchison 75, Gumbert 46, Luby 31, DeMiller 4, Griffith 1, Hollison 1, Meakim 1

	Pos	G	TC	PO	A	DP	E	PB	FA
Anson	1B	146	1602	1491	67	62	44	—	.973
Ryan	CF	120	290	241	26	5	23	—	.921
Dungan	RF	113	211	183	8	2	20	—	.905
Canavan	2B	112	684	282	349	40	53	—	.923
Wilmot	LF	92	227	197	8	0	22	—	.903
Schriver	C	82	505	367	102	5	36	23	.929
"	RF@	10	14	12	1	0	1	—	.929
Parrott	3B	78	313	115	164	7	34	—	.891
Hutchison	P	75	190	21	156	4	13	—	.932
Dahlen	SS	72	451	178	232	29	41	—	.909
"	3B	68	321	113	189	14	19	—	.941
Kittridge	C	69	472	359	87	5	26	18	.945
Cooney	SS	65	342	101	211	15	30	—	.912
Decker	LF@	62	97	73	12	3	12	—	.876
"	2B	16	69	22	37	3	10	—	.855
Gumbert	P	46	116	10	97	1	9	—	.922
Luby	P	31	79	11	61	3	7	—	.911
"	RF@	16	20	17	1	0	2	—	.900
Newman	RF@	16	20	18	1	1	1	—	.950
		147	6203	3888	1891	85	424	41	.932

	G	IP	H	GS	CG	W	L	SO	BB	Sh	Sv	ERA	HB	WP	HR
Bill Hutchison	75	622	571	70	67	36	36	314	190	5	0	2.76	13	20	11
Ad Gumbert	46	382.2	399	45	39	22	19	118	107	0	0	3.41	14	11	11
Jack Luby	31	252.1	248	27	24	11	16	66	103	1	1	3.07	10	4	10
Harry DeMiller	4	24	29	2	2	1	1	15	16	0	0	6.38	1	3	1
George Meakim (2)	1	9	18	1	1	0	1	0	2	0	0	11.00	0	0	0
Frank Griffith	1	4	3	1	0	0	1	3	6	0	0	11.25	0	2	1
John Hollison	1	4	1	0	0	0	0	2	0	0	0	2.25	0	0	1
—2 forfeit Ls: vs Louisville on April 23; vs Pittsburgh on Sept. 22—															
	1298	1269	146	133	70	74	518	424	6	1	3.16	35	40	35	

NEW YORK

Pat Powers

Polo Grounds III

	G	AB	H	R	2B	3B	HR	RBI	BB	SB	SO	HBP	BA	SA	OBP
SS Shorty Fuller	141	508	116	74	11	4	1	48	52	37	24	0	.228	.272	.300
RF Mike Tiernan	116	450	130	79	16	10	5	66	57	20	46	2	.289	.402	.371
LF Jim O'Rourke	115	448	136	62	28	5	0	56	30	16	30	5	.304	.388	.354
C Jack Boyle	120	436	80	52	8	8	0	32	36	10	41	4	.183	.239	.232
CF Harry Lyons	96	411	98	67	5	2	0	53	33	25	29	1	.238	.260	.297
1B Buck Ewing	105	393	122	58	10	15	8	76	38	42	26	0	.310	.473	.371
3B Denny Lyons	108	389	100	71	16	7	8	51	59	11	37	3	.257	.396	.359
UT Jack Doyle (2)	90	366	109	61	22	1	5	55	18	42	30	3	.298	.404	.336
2B Eddie Burke (2)	89	363	94	81	10	5	6	41	46	42	37	5	.259	.364	.350
P Amos Rusie	69	256	55	18	6	4	1	26	3	4	29	0	.215	.281	.224
Sub Hardy Richardson (2)	64	248	53	36	11	5	2	34	21	14	26	1	.214	.323	.278
Sub George Gore (1)	53	193	49	47	11	2	0	11	49	20	16	3	.254	.332	.412
P Silver King	51	163	34	27	3	4	2	23	16	1	26	1	.209	.313	.283
P Cannonball Crane	48	163	40	20	1	1	0	14	11	2	30	1	.245	.264	.297
Sub Jack McMahan	40	147	33	21	5	7	1	24	10	3	9	1	.224	.374	.278
Sub Charlie Bassett (1)	35	130	27	9	2	3	0	16	6	0	11	2	.208	.269	.254
Sub Jocko Fields	21	66	18	8	4	2	0	5	9	2	10	1	.273	.394	.368
Sub Jimmy Knowles	16	59	9	9	1	0	0	7	6	2	8	0	.153	.169	.231
Sub Willie Keeler	14	53	17	7	3	0	0	6	3	5	3	1	.321	.377	.368
Sub Danny Murphy	8	26	3	2	0	0	0	0	5	0	4	0	.115	.115	.258
Sub Charlie Newman (1)	3	12	4	1	0	0	0	1	2	3	0	0	.333	.333	.429
Sub Jack Sharrott	4	8	1	1	0	0	0	0	0	0	1	0	.125	.125	.125
P Mickey Welch	1	3	1	0	0	0	0	0	0	0	1	0	.333	.333	.333
	153	5291	1329	811	173	85	39	645	510	301	474	34	.251	.338	.320

1B—Ewing 73, Boyle 40, McMahan 36, Richardson 9, O'Rourke 1

2B—Burke 59, Doyle 31, Richardson 33, Bassett 30, Ewing 2

SS—Fuller 141, Doyle 7, Richardson 6, Boyle 2, Knowles 1

3B—D. Lyons 108, Knowles 15, Keeler 14, Doyle 13, Bassett 5

OF—Tiernan 116, O'Rourke 111, H. Lyons 96, Gore 53, Burke 30, Richardson 17, Doyle 17, Fields 11, Rusie 4, Sharrott 3, Newman 3, Boyle 2, Crane 1

C—Boyle 79, Ewing 30, Doyle 26, Fields 10, Murphy 8, McMahan 5, O'Rourke 4

P—Rusie 65, King 51, Crane 47, Sharrott 1, Welch 1

	Pos	G	TC	PO	A	DP	E	PB	FA
Fuller	SS	141	820	294	434	44	92	—	.888
Tiernan	RF	116	189	155	15	2	19	—	.899
O'Rourke	LF	111	172	146	11	1	15	2	.913
D. Lyons	3B	108	411	152	206	13	53	—	.871
H. Lyons	CF	96	222	186	16	1	20	—	.910
Boyle	C	79	590	418	126	9	46	71	.922
"	1B	40	396	360	23	23	13	—	.967
Ewing	1B	73	737	669	49	35	19	—	.974
"	C	30	238	182	44	2	12	23	.950
Rusie	P	65	180	27	132	5	21	—	.883
Burke	2B	59	385	149	181	19	55	—	.857
"	LF@	30	55	45	5	0	5	—	.909
Gore	CF@	53	118	102	8	2	8	—	.932
King	P	52	114	22	81	4	11	—	.904
Crane	P	47	118	27	69	4	22	—	.814
McMahan	1B	36	334	312	13	13	9	3	.973
Richardson	2B	33	204	82	108	11	14	—	.931
"	LF@	17	23	20	1	0	2	—	.913

	Pos	G	TC	PO	A	DP	E	PB	FA
Doyle	2B	31	154	59	74	7	21		.864
"	C	26	176	110	47	5	19	29	.892
"	RF@	17	29	26	0	0	3		.897
"	3B	13	47	19	15	0	13		.723
Bassett	2B	30	193	76	105	10	12	—	.938
Knowles	3B	15	48	13	35	2	10	—	.792
Keeler	3B	14	41	15	21	1	5	—	.878
Fields	RF@	11	12	8	3	0	1		.915
"	C	10	81	53	16	2	12	7	.852
		153	6441	3965	1911	97	565	138	.912

	G	IP	H	GS	CG	W	L	SO	BB	Sh	Sv	ERA	HB	WP	HR
Amos Rusie	65	541	410	62	59	32	31	304	270	2	0	2.84	12	24	7
Silver King	51	410.1	392	47	45	22	24	170	171	1	0	3.29	21	21	15
Cannonball Crane	47	364.1	350	43	35	16	24	174	189	2	1	3.80	12	31	10
Mickey Welch	1	5	11	1	0	0	0	1	4	0	0	14.40	0	0	0
Jack Sharrott	1	2	2	0	0	0	0	1	1	0	0	4.50	0	0	0
—1 forfeit W vs Baltimore on Apr. 20; 1 forfeit L vs Pittsburgh on May 10—															
		1322.2	1165	152	139	70	79	650	635	5	1	3.29	45	76	32

LOUISVILLE

Jack Chapman (21-33) Fred Pfeffer (42-56)

Eclipse Park I

	G	AB	H	R	2B	3B	HR	RBI	BB	SB	SO	HBP	BA	SA	OBP	
CF Tom Brown	153	660	150	105	16	8	2	45	47	78	94	5	.227	.285	.294	
SS Hughie Jennings	152	594	133	65	16	4	2	61	30	28	30	9	.224	.274	.272	
LF Buck Weaver	138	551	140	58	15	4	0	57	40	30	17	9	.254	.296	.315	
RF Harry Taylor	125	493	128	66	7	1	0	34	58	24	23	4	.260	.278	.342	
2B Fred Pfeffer	124	470	121	78	14	9	2	76	67	27	36	2	.257	.338	.353	
C John Grim	97	370	90	40	16	4	1	36	13	18	24	6	.243	.316	.280	
Sub Charlie Bassett (2)	79	313	67	36	5	5	2	35	15	16	19	0	.214	.281	.250	
3B Willie Kuehne (1)	76	287	48	22	4	5	0	36	13	6	36	0	.167	.216	.203	
1B Lew Whistler (2)	80	285	67	42	4	7	5	34	30	14	45	2	.235	.351	.312	
P Scott Stratton	63	219	56	22	2	9	0	23	17	9	21	3	.256	.347	.318	
P Ben Sanders	54	198	54	30	12	2	3	18	16	6	17	1	.273	.399	.330	
Sub Bill Merritt	46	168	33	22	4	2	1	13	11	3	15	0	.196	.262	.246	
Sub Emmett Seery	42	154	31	18	6	1	0	15	24	6	19	0	.201	.253	.309	
Sub Tom Dowse (1)	41	145	21	10	2	0	0	7	2	1	15	3	.145	.159	.173	
P Fritz Clausen	24	84	13	4	1	0	0	3	5	0	11	1	.155	.167	.211	
Sub Pete Browning (1)	21	77	19	10	4	0	0	4	12	5	7	0	.247	.299	.348	
P Leon Viau (2)	21	66	13	5	2	0	0	5	7	2	16	1	.197	.227	.284	
P Jouett Meekin (1)	20	64	5	7	1	0	0	3	6	1	9	0	.078	.094	.157	
P Alex Jones (1)	18	55	8	6	0	0	0	2	7	0	26	0	.145	.145	.242	
Sub Alex McFarlan	14	42	7	2	0	0	0	1	8	1	11	0	.167	.167	.300	
P Warren Fitzgerald	4	15	2	1	1	0	0	1	1	0	8	0	.133	.200	.188	
P George Hemming (2)	4	13	1	0	0	0	0	0	2	0	5	0	.077	.077	.200	
P John Healy (2)	2	7	2	0	1	0	0	0	1	0	1	0	.286	.429	.375	
Sub Jack Dooms	1	4	0	0	0	0	0	0	1	0	3	0	.000	.000	.200	
		154	5334	1209	649	133	61	18	509	433	275	508	46	.227	.285	.290

1B—Whistler 72, Taylor 34, Sanders 15, Dowse 11, Grim 11, Weaver 10, Pfeffer 10, Stratton 6

2B—Pfeffer 116, Taylor 14, Whistler 10, Grim 10, Bassett 6, McFarlan 2, Dowse 1

SS—Jennings 152, Taylor 2, Grim 1

THE ANNUAL RECORD

3B—Kuehne 76, Bassett 73, Taylor 5, Grim 1
 OF—Brown 153, Weaver 122, Taylor 73, Seery 42, Browning 21, Stratton 17, McFarlan 12, Sanders 9, Grim 8, Viau 5,
 Dowse 3, Dooms 1, Pfeffer 1, Meekin 1
 C—Grim 69, Merritt 46, Dowse 29, Weaver 15
 P—Stratton 42, Sanders 31, Clausen 24, Meekin 19, Jones 18, Viau 16, Fitzgerald 4, Hemming 4, Healy 2, Pfeffer 1

	Pos	G	TC	PO	A	DP	E	PB	FA
Brown	CF	153	422	351	37	8	34	—	.919
Jennings	SS	152	970	343	537	59	90	—	.907
Weaver	LF	122	225	185	18	3	22	—	.902
"	C	15	75	48	16	1	11	8	.853
"	1B	10	17	12	2	1	3	—	.824
Pfeffer	2B	116	740	313	377	72	50	—	.932
"	1B	10	89	79	4	3	6	—	.936
Kuehne	3B	76	302	104	160	16	38	—	.874
Bassett	3B	73	296	76	179	13	41	—	.861
Taylor	RF@	73	142	121	10	3	11	—	.923
"	1B	34	373	346	19	22	8	—	.979
"	2B	14	69	25	39	3	5	—	.928
Whistler	1B	72	823	773	32	52	18	—	.978
"	2B	10	48	16	30	2	2	—	.958
Grim	C	69	369	262	85	7	22	35	.940
"	1B	11	113	106	5	6	2	—	.982
"	2B	10	44	19	23	4	2	—	.955
Merritt	C	46	248	175	58	6	15	24	.940
Stratton	P	42	118	22	86	4	10	—	.915
"	RF@	17	22	13	5	0	4	—	.818
Seery	RF	42	78	65	10	1	3	—	.962
Sanders	P	31	71	12	54	3	5	—	.930
"	1B	15	159	147	6	4	6	—	.962
Dowse	C	29	158	105	40	1	13	14	.918
"	1B	11	113	105	7	7	1	—	.991
Clausen	P	24	54	11	37	0	6	—	.889
Browning	LF@	21	45	40	1	2	4	—	.911
Meekin	P	19	46	7	34	1	5	—	.891
Jones	P	18	54	12	39	3	3	—	.944
Viau	P	16	50	8	39	3	3	—	.940
McFarlan	LF@	12	22	16	1	0	5	—	.773
		154	6563	4039	2053	133	471	81	.928

	G	IP	H	GS	CG	W	L	SO	BB	Sh	Sv	ERA	HB	WP	HR
Scott Stratton	42	351.2	342	40	39	21	19	93	70	2	0	2.92	9	6	1
Ben Sanders #	31	268.1	281	31	30	12	19	77	62	3	0	3.22	2	5	6
Fritz Clausen	24	200	181	24	24	9	13	94	87	2	0	3.06	3	6	3
Jouett Meekin (1)	19	156.1	168	18	17	7	10	67	78	0	0	4.03	6	7	3
Alex Jones (1)	18	146.2	130	16	13	5	11	44	56	1	0	3.31	9	3	4
Leon Viau (2)	16	130.2	156	15	14	4	11	36	56	1	0	3.99	0	4	6
George Hemming (2)	4	35	36	4	4	2	2	12	17	0	0	4.63	0	0	1
Warren Fitzgerald	4	34	45	4	4	1	3	3	11	0	0	4.24	1	0	2
John Healy (2)	2	18.1	15	2	2	1	1	4	5	0	0	1.96	0	0	0
Fred Pfeffer	1	5	4	0	0	0	0	0	5	0	0	1.80	0	0	0
—1 forfeit W vs Chicago on Apr. 23—															
		1346	1358	154	147	62	89	430	447	9	0	3.34	30	31	26

No-hit game 6-2 vs Baltimore, August 22

WASHINGTON

Billy Barnie (0-2) Arthur Irwin (46-60) Danny Richardson (12-31)

Boundary Field

	G	AB	H	R	2B	3B	HR	RBI	BB	SB	SO	HBP	BA	SA	OBP
CF Dummy Hoy	152	593	166	108	19	8	3	75	86	60	23	4	.280	.354	.375
2B Tommy Dowd	144	584	142	94	9	10	1	50	34	49	49	1	.243	.298	.286
SS Danny Richardson	142	551	132	48	13	4	3	58	25	25	45	1	.240	.294	.274
RF Paul Radford	137	510	130	93	19	4	1	37	86	35	47	3	.255	.314	.366
LF Charlie Duffee	132	492	122	64	12	11	6	51	36	28	33	2	.248	.354	.302
1B Ted Larkin	119	464	130	76	13	7	8	96	39	21	21	8	.280	.390	.346
C Jack Milligan	88	323	89	40	20	9	4	43	26	2	24	3	.276	.430	.335
C Deacon McGuire	97	315	73	46	14	4	4	43	61	7	49	2	.232	.340	.360
Sub Yank Robinson	67	218	39	26	4	3	0	19	38	11	29	0	.179	.225	.301
Sub Larry Twitchell	51	192	42	20	9	5	0	20	11	8	31	4	.219	.318	.275
P Frank Killen	65	186	37	27	4	4	4	23	26	2	61	4	.199	.328	.310
Sub Patsy Donovan (1)	40	163	39	29	3	3	0	12	11	16	13	2	.239	.294	.295
Sub Tun Berger	26	97	14	9	2	1	0	3	7	3	9	1	.144	.186	.210
P Bert Abbey	27	75	9	5	1	0	0	3	9	2	27	0	.120	.133	.214
P Phil Knell (1)	22	68	8	8	0	0	0	1	3	0	20	1	.118	.118	.167
P Jesse Duryea (2)	18	50	6	4	1	0	0	3	2	0	17	3	.120	.140	.200
P Jouett Meekin (2)	14	45	6	7	0	0	2	7	3	0	12	0	.133	.267	.188
Sub Hardy Richardson (1)	10	37	4	2	0	0	0	0	5	2	3	0	.108	.108	.214
Sub Jake Drauby	10	34	7	3	0	1	0	3	2	0	12	0	.206	.265	.250
P Hank Gastright	12	29	4	1	1	1	0	2	5	0	0	0	.138	.241	.265
P Frank Foreman (1)	11	28	13	5	2	2	1	3	3	0	3	0	.464	.786	.516
Sub Tom Dowse (4)	7	27	7	5	1	0	0	2	0	0	3	0	.259	.296	.259
Sub Jimmy Cooney (2)	6	25	4	5	0	1	0	4	4	1	3	0	.160	.240	.276
Sub George Ulrich	6	24	7	1	1	0	0	0	0	2	4	0	.292	.333	.292
Sub Harry Raymond (2)	4	15	1	2	0	0	0	0	3	1	2	0	.967	.067	.222
P John Dolan	5	13	3	1	0	0	0	1	2	0	5	0	.231	.231	.333
P Alex Jones (2)	4	11	3	0	0	0	0	1	1	1	3	0	.273	.273	.333
P Bert Inks (2)	3	10	3	1	1	0	0	0	0	0	1	0	.300	.400	.300
P Matt Kilroy	4	10	2	0	0	0	0	0	1	0	0	0	.200	.200	.273
Sub Doc Potts	1	4	1	0	0	0	0	0	0	0	1	0	.250	.250	.250
Sub Hal O'Hagen	1	4	1	1	0	0	0	0	0	0	2	0	.250	.250	.250
Sub Frank Shannon	1	4	1	0	0	0	0	2	0	0	2	0	.250	.250	.250
Sub Kohly Miller (1)	1	3	0	0	0	0	0	0	0	0	1	0	.000	.000	.000
	153	5204	1246	731	149	78	37	562	529	276	555	39	.239	.319	.314

1B—Larkin 117, Milligan 28, McGuire 8, Duffee 4

2B—Dowd 98, D. Richardson 49, Robinson 4, Radford 2, H. Richardson 1

SS—D. Richardson 93, Radford 20, Berger 18, Dowd 6, Cooney 6, Robinson 5, Twitchell 3, Ulrich 2, Miller 1, Shannon 1

3B—Robinson 58, Radford 54, Dowd 18, Drauby 10, Duffee 6, Raymond 4, Ulrich 3, H. Richardson 2, Twitchell 1, D. Richardson 1

OF—Hoy 152, Duffee 125, Radford 62, Twitchell 48, Donovan 40, Dowd 23, H. Richardson 7, Dowse 4, Larkin 2, Killen 2, McGuire 1

C—McGuire 89, Milligan 59, Berger 9, Dowse 3, Ulrich 2, O'Hagen 1, Potts 1

P—Killen 60, Abbey 27, Knell 22, Duryea 18, Meekin 14, Gastright 11, Foreman 11, Dolan 5, Kilroy 4, Jones 4, Inks 3

	Pos	G	TC	PO	A	DP	E	PB	FA
Hoy	CF	152	329	275	16	3	38	—	.884
Duffee	LF	125	289	230	34	8	25	—	.913
Larkin	1B	117	1228	1121	69	77	38	—	.969
Dowd	2B	98	530	208	264	33	58	—	.891
"	LF@	23	44	35	3	2	6	—	.864
"	3B	18	73	24	35	1	14	—	.808
D. Richardson	SS	93	623	225	355	45	43	—	.931
"	2B	49	363	163	183	24	17	—	.953

THE ANNUAL RECORD

	Pos	G	TC	PO	A	DP	E	PB	FA
McGuire	C	89	514	381	100	8	33	33	.936
Radford	RF	62	105	86	12	7	7	—	.933
"	3B	54	221	65	125	6	31		.960
"	SS	20	105	28	51	7	26		.752
Killen	P	60	163	20	121	2	22	—	.865
Milligan	C	59	342	237	87	10	18	17	.947
"	1B	28	303	285	12	12	6		.980
Robinson	3B	58	229	70	125	11	34	—	.852
Twitchell	RF@	48	87	73	5	1	9	—	.897
Donovan	RF@	40	77	56	9	3	12	—	.844
Abbey	P	27	72	6	55	2	11	—	.847
Knell	P	22	51	15	31	1	5	—	.902
Berger	SS	18	78	27	41	3	10	4	.872
Duryea	p	18	59	12	43	0	4	—	.932
Meekin	P	14	31	7	22	0	2	—	.936
Foreman	P	11	19	1	11	0	7	—	.632
Gastright	P	11	12	1	10	2	1	—	.917
Drauby	3B	10	38	11	18	2	9	—	.763
		153	6490	3939	2004	122	547	59	.916

	G	IP	H	GS	CG	W	L	SO	BB	Sh	Sv	ERA	HB	WP	HR
Frank Killen	60	459.2	448	52	46	29	26	147	182	2	0	3.31	20	18	15
Bert Abbey	27	195.2	207	23	19	5	18	77	76	0	1	3.45	6	11	6
Phil Knell (1)	22	170	156	21	17	9	13	74	76	1	0	3.65	11	11	4
Jesse Duryea (2)	18	127	102	15	13	3	11	48	45	1	2	2.41	9	3	6
Jouett Meekin (2)	14	112	112	14	13	3	10	58	48	1	0	3.46	4	6	2
Hank Gastright	11	79.2	94	7	6	3	3	32	38	0	0	5.08	3	3	3
Frank Foreman (1)	11	60	53	7	4	2	4	16	37	0	0	3.30	5	1	4
John Dolan	5	37	39	4	3	2	2	8	15	0	0	4.38	1	1	0
Alex Jones (2)	4	27	33	4	3	0	3	7	14	0	0	4.00	2	2	0
Matt Kilroy	4	26.1	20	3	2	1	1	1	15	0	0	2.39	2	1	0
Bert Inks (2)	3	21	29	3	3	1	2	11	10	0	0	5.14	2	2	0
	1315.1	1293	153	129	58	93	479	556	5	3	3.46	65	61	40	

ST. LOUIS

Jack Glasscock (1-3) Cub Stricker (6-17) Jack Crooks (27-33) George Gore (6-9) Bob Caruthers (16-32)
Sportsman's Park I

	G	AB	H	R	2B	3B	HR	RBI	BB	SB	SO	HBP	BA	SA	OBP
CF Steve Brodie	154	602	153	85	10	9	4	60	52	28	31	4	.254	.321	.318
1B Perry Werden	149	598	154	73	22	6	8	84	59	20	52	4	.258	.355	.328
SS Jack Glasscock	139	566	151	83	27	5	3	72	44	26	19	7	.267	.348	.327
RF Bob Caruthers	143	513	142	76	16	8	3	69	86	24	29	5	.277	.357	.386
2B Jack Crooks	128	445	95	82	7	4	7	38	136	23	52	2	.213	.294	.400
C Dick Buckley	121	410	93	43	17	4	5	52	22	7	34	5	.227	.324	.275
LF Cliff Carroll	101	407	111	82	14	8	4	49	47	30	22	11	.273	.376	.363
3B George Pinkney	78	290	50	31	3	2	0	25	36	4	26	3	.172	.197	.268
P Kid Gleason	66	233	50	35	4	2	3	25	34	7	23	0	.215	.288	.315
Sub Gene Moriarity	47	177	31	20	4	1	3	19	4	7	37	3	.175	.260	.207
Sub Lew Camp	42	145	30	19	3	1	2	13	17	12	27	1	.207	.283	.294
P Ted Breitenstein	47	131	16	16	1	1	0	6	16	4	20	2	.122	.145	.228
Sub Cub Stricker (1)	28	98	20	12	1	0	0	11	10	5	7	3	.204	.214	.297
Sub Bill Moran	24	81	11	2	1	0	0	5	2	0	12	0	.136	.146	.157
Sub George Gore (2)	20	73	15	9	0	1	0	4	18	2	6	0	.205	.233	.363
P Pink Hawley	20	71	12	3	1	0	1	5	1	0	8	0	.169	.225	.181
Sub Grant Briggs	22	55	4	2	1	0	0	1	5	2	14	1	.073	.091	.164

	G	AB	H	R	2B	3B	HR	RBI	BB	SB	SO	HBP	BA	SA	OBP
Sub Frank Genins (1) (3)	15	51	10	5	1	0	0	4	1	3	11	0	.196	.216	.212
Sub Frank Bird	17	50	10	9	3	1	1	1	6	2	11	0	.200	.360	.286
P Charlie Getzein	13	45	9	3	0	0	1	4	3	0	10	0	.200	.267	.250
P Bill Hawke	15	45	4	2	0	0	0	1	0	0	6	1	.089	.089	.109
P Jim Galvin (2)	12	39	2	2	0	0	0	1	1	0	10	0	.051	.051	.075
P Frank Dwyer (1)	10	25	2	4	0	0	0	0	4	0	2	0	.080	.080	.207
Sub Willie Kuehne (2) (4)	7	28	4	1	1	0	0	0	0	1	4	1	.143	.179	.172
P Jack Easton	5	17	3	1	1	0	0	2	0	1	3	0	.176	.235	.176
Sub Bill Van Dyke	4	16	2	2	0	0	0	1	0	0	1	0	.125	.125	.125
Sub Jimmy Wolf	3	14	2	1	0	0	0	1	0	0	1	0	.143	.143	.143
Sub Jim McCormick	3	11	0	0	0	0	0	0	1	0	5	0	.000	.000	.083
Sub Ed Haigh	1	4	1	0	0	0	0	0	0	0	2	0	.250	.250	.250
Sub Kohly Miller (2)	1	4	0	0	0	0	0	0	0	0	0	0	.000	.000	.000
Sub Hick Carpenter	1	3	1	0	0	0	0	0	1	0	1	0	.333	.333	.500
Sub Heinie Peitz	1	3	0	0	0	0	0	0	0	0	0	0	.000	.000	.000
Sub Jack Thornton	1	3	0	0	0	0	0	0	0	0	2	0	.000	.000	.000
Sub Mark McGrillis	1	3	0	0	0	0	0	0	0	0	1	0	.000	.000	.000
Sub Bill Collins	1	2	0	0	0	0	0	0	0	0	2	0	.000	.000	.000
P Joe Young	1	1	0	0	0	0	0	0	0	0	0	0	.000	.000	.000
Sub ? Leonard	1	0	0	0	0	0	0	0	1	0	0	0	—	—	1.000
	155	5259	1188	703	138	53	45	553	607	209	492	52	.226	.298	.312

1B—Werden 149, Caruthers 4, Buckley 2, Gleason 1

2B—Crooks 101, Stricker 27, Brodie 16, Gleason 10, Caruthers 6, McCormick 2

SS—Glasscock 139, Genins 14, Kuehne 1, Stricker 1

3B—Pinkney 78, Camp 39, Crooks 25, Kuehne 6, Brodie 2, McCormick 1, McGrillis 1, Miller 1, Carpenter 1

OF—Brodie 137, Caruthers 122, Carroll 101, Moriarity 47, Gore 20, Gleason 11, Breitenstein 10, Briggs 8, Van Dyke 4,

Camp 3, Wolf 3, Crooks 2, Hawke 1, Easton 1, Haigh 1, Collins 1, Genins 1, Thornton 1, Leonard 1

C—Buckley 119, Moran 24, Bird 17, Briggs 15, Peitz 1, Gleason 1, Collins 1

P—Gleason 47, Breitenstein 39, Hawley 20, Caruthers 16, Hawke 14, Getzein 13, Galvin 12, Dwyer 10, Easton 5, Young 1

	Pos	G	TC	PO	A	DP	E	PB	FA
Werden	1B	149	1597	1467	102	81	28	—	.982
Glasscock	SS	139	821	280	472	46	69	—	.916
Brodie	CF	137	336	296	21	4	19	—	.943
"	2B	16	72	29	36	8	7	—	.903
Caruthers	RF	122	194	159	14	2	21	—	.892
"	P	16	28	4	24	0	0	—	1.000
Crooks	2B	102	630	286	300	43	44	—	.930
"	3B	24	89	30	48	1	11	—	.876
Buckley	C	119	679	513	123	14	43	22	.937
Carroll	LF	101	222	181	19	1	22	—	.901
Pinkney	3B	78	276	84	161	12	31	—	.888
Moriarity	LF@	47	128	96	9	0	23	—	.820
Gleason	P	47	152	42	100	4	10	0	.934
"	RF@	11	17	14	2	0	3	—	.842
"	2B	10	44	20	24	0	1	—	.978
Camp	3B	39	137	37	62	4	28	—	.780
Breitenstein	P	39	96	22	68	2	6	—	.938
"	RF@	10	12	11	1	1	0	—	1.000
Stricker	2B	27	147	66	72	8	9	—	.939
Moran	C	22	128	91	23	0	14	14	.891
Gore	CF@	20	45	35	3	0	7	—	.844
Hawley	P	20	39	9	26	1	4	—	.897
Bird	C	17	75	52	17	1	6	11	.920
Briggs	C	15	61	42	13	0	6	6	.902
Genins	SS	14	78	29	35	5	14	—	.831

THE ANNUAL RECORD

	Pos	G	TC	PO	A	DP	E	PB	FA
Hawke	P	14	25	8	17	0	0	—	1.000
Getzein	P	13	27	7	18	0	2	—	.926
Galvin	P	12	18	3	13	0	2	—	.889
Dwyer	P	10	25	5	18	1	2	—	.920
		155	6396	4030	1914	100	452	53	.929

	G	IP	H	GS	CG	W	L	SO	BB	Sh	Sv	ERA	HB	WP	HR
Kid Gleason	47	400	389	45	43	20	24	133	151	2	0	3.33	10	9	11
Ted Breitenstein	39	282.1	280	32	28	9	19	126	148	1	0	4.69	6	7	8
Pink Hawley	20	166.1	160	20	18	6	14	63	63	0	0	3.19	11	8	4
Charlie Getzein	13	108	159	13	12	5	8	32	31	0	0	5.67	6	4	5
Bob Caruthers	16	101.2	131	10	10	2	10	21	27	0	1	5.84	6	2	11
Bill Hawke	14	97.1	108	11	10	5	5	55	45	1	0	3.70	8	5	2
Jim Galvin (2)	12	92	102	12	10	5	6	27	26	0	0	3.23	3	1	4
Frank Dwyer (1)	10	64	90	10	6	2	8	16	24	0	0	5.63	2	8	1
Jack Easton	5	31	38	2	2	2	0	4	26	0	0	6.39	3	5	1
Joe Young	1	2	9	0	0	0	0	1	2	0	0	22.50	0	0	0
		1344.2	1466	155	139	56	94	478	543	4	1	4.20	55	49	47

BALTIMORE

George Van Haltren (1-10) John Waltz (2-6) Ned Hanlon (43-85)

Union Park

	G	AB	H	R	2B	3B	HR	RBI	BB	SB	SO	HBP	BA	SA	OBP
3B Billy Shindle	143	619	156	100	20	18	3	50	35	24	34	8	.252	.357	.301
RF George Van Haltren (1)	135	556	168	105	20	12	7	57	70	48	34	2	.302	.419	.382
C Wilbert Robinson	90	330	88	36	14	4	2	57	15	5	35	2	.267	.352	.321
C Joe Gunson	89	314	67	35	10	5	0	32	16	2	17	7	.213	.277	.267
UT George Shoch	76	308	85	42	15	3	1	50	24	14	19	6	.276	.354	.340
UT John McGraw	79	286	77	41	13	2	1	26	32	15	21	6	.269	.339	.355
LF Harry Stovey (2)	74	283	77	58	14	11	4	55	40	20	32	1	.272	.442	.364
1B Sy Sutcliffe	66	276	77	41	10	7	1	27	14	12	15	1	.279	.377	.316
2B Cub Stricker (2)	75	269	71	45	5	5	3	37	32	13	18	1	.264	.353	.244
SS Tim O'Rourke	63	239	74	40	8	4	0	35	24	12	19	0	.310	.377	.373
CF Curt Welch (1)	63	237	56	42	1	3	1	22	36	14	9	11	.236	.278	.363
Sub Lew Whistler (1)	52	209	47	32	6	6	2	21	18	12	22	3	.225	.340	.296
Sub Piggy Ward	56	186	54	28	6	5	1	33	31	10	18	4	.290	.392	.403
Sub Jocko Halligan (2)	46	178	48	38	4	7	2	43	30	9	24	2	.270	.404	.381
P Sadie McMahon	49	177	25	12	1	2	0	18	7	0	31	2	.141	.169	.183
P George Cobb	57	172	36	20	4	5	1	13	22	2	37	0	.209	.308	.299
Sub John Pickett	36	141	30	13	2	3	1	12	7	2	10	2	.213	.291	.260
Sub George Wood (1)	21	76	17	9	1	1	0	10	10	1	8	2	.224	.263	.330
P Tom Vickery	24	74	18	6	2	1	0	4	5	3	16	0	.243	.297	.222
Sub Monte Cross	15	50	8	5	0	0	0	2	4	2	10	0	.160	.160	.222
Sub Sun Daly	13	48	12	5	0	2	0	7	1	0	4	0	.250	.333	.265
P Charlie Buffinton	13	43	15	7	1	1	0	4	3	1	6	0	.349	.419	.391
Sub Ned Hanlon	11	43	7	3	1	1	0	2	3	0	3	0	.163	.233	.217
Sub Joe Kelley (2)	10	33	7	3	0	0	0	4	4	2	7	1	.212	.212	.316
P John Healy (1)	9	27	6	3	0	1	0	1	2	0	3	0	.222	.296	.276
P Frank Foreman (2)	7	23	4	2	1	1	0	1	3	1	3	0	.174	.304	.269
P Crazy Schmit	7	19	2	1	0	0	0	0	3	1	5	0	.105	.105	.227
Sub Pete Gilbert	4	15	3	0	0	0	0	0	1	1	3	0	.200	.200	.250
Sub Bill Johnson	4	15	2	2	0	0	0	2	2	0	0	0	.133	.133	.235
Sub John Godar	4	14	3	2	0	0	0	1	2	1	1	1	.214	.214	.353
P Ben Stephens	5	13	0	2	0	0	0	0	2	0	7	0	.000	.000	.133
P Bill Gilbert	2	6	2	0	1	0	0	1	0	0	3	0	.333	.500	.333

	G	AB	H	R	2B	3B	HR	RBI	BB	SB	SO	HBP	BA	SA	OBP
P Bill Terry (1)	1	4	0	0	0	0	0	0	0	0	1	0	.000	.000	.000
P Bill Kling	2	4	1	1	0	1	0	1	1	0	2	0	.250	.750	.400
P Alex Ferson	2	4	0	0	0	0	0	0	0	0	2	0	.000	.000	.000
P Harry Ely	1	3	0	0	0	0	0	0	0	0	1	0	.000	.000	.000
Sub Tom Hess	1	2	0	0	0	0	0	0	0	0	0	0	.000	.000	.000
	152	5296	1343	779	160	111	30	628	499	227	480	62	.254	.343	.325

1B—Sutcliffe 66, Whistler 51, Halligan 19, Stovey 10, Van Haltren 2, Robinson 2, Gunson 2, McMahon 1
 2B—Stricker 75, Pickett 36, McGraw 34, Ward 7, Gunson 1
 SS—O'Rourke 58, Shoch 57, Cross 15, Shindle 9, McGraw 8, Ward 5, Van Haltren 2
 3B—Shindle 134, Shoch 7, P. Gilbert 4, Van Haltren 3, McGraw 3, O'Rourke 1
 OF—Van Haltren 129, Stovey 64, Welch 63, Ward 43, McGraw 34, Halligan 22, Wood 21, Gunson 20, Daly 13, Shoch 12, Hanlon 11, Kelley 10, Cobb 6, Foreman 5, Godar 5, Johnson 4, O'Rourke 4, Robinson 1, Schmit 1, Whistler 1
 C—Robinson 87, Gunson 67, Halligan 5, Ward 1, Hess 1
 P—Cobb 53, McMahon 48, Vickery 24, Buffinton 13, Healy 9, Schmit 6, Stephens 5, Van Haltren 4, Foreman 4, Kling 2, Ferson 2, B. Gilbert 2, Terry 1, Ely 1

	Pos	G	TC	PO	A	DP	E	PB	FA
Shindle	3B	134	660	200	382	27	78	—	.882
Van Haltren	RF	129	287	217	27	5	43	—	.850
Robinson	C	87	454	332	86	8	36	27	.921
Stricker	2B	75	475	212	224	31	39	—	.918
Gunson	C	67	405	281	92	3	32	27	.921
"	RF@	20	37	30	2	1	5	—	.865
Sutcliffe	1B	66	733	678	24	39	31	—	.958
Stovey	LF	64	126	109	6	2	11	—	.913
"	1B	10	109	97	5	4	7	—	.936
Welch	CF	63	147	129	4	1	14	—	.905
O'Rourke	SS	58	327	104	180	17	43	—	.869
Shoch	SS	57	336	96	197	17	43	—	.872
"	CF@	12	32	29	1	0	2	—	.938
Cobb	P	53	122	12	96	0	14	—	.885
Whistler	1B	51	582	540	26	21	16	—	.973
McMahon	P	48	113	7	94	2	12	—	.894
Ward	RF@	43	74	53	13	4	8	0	.892
Pickett	2B	36	213	86	109	9	18	—	.915
McGraw	2B	34	213	96	101	12	16	—	.925
"	CF@	34	58	45	7	1	6	—	.897
Vickery	P	24	46	11	30	1	5	—	.891
Halligan	LF@	22	36	27	4	1	5	5	.861
"	1B	19	195	182	4	8	9	—	.954
Wood	OF@	21	45	35	6	1	4	—	.911
Cross	SS	15	66	18	39	2	9	—	.864
Buffinton	P	13	37	3	30	1	4	—	.892
Daly	CF@	13	26	22	2	1	2	—	.923
Hanlon	CF@	11	28	20	2	0	6	—	.786
Kelley	LF@	10	17	14	0	0	3	—	.824
		152	6466	3889	1993	100	584	59	.910

	G	IP	H	GS	CG	W	L	SO	BB	Sh	Sv	ERA	HB	WP	HR
Sadie McMahon	48	397	430	46	44	19	25	118	145	2	1	3.24	9	10	9
George Cobb	53	394.1	495	47	42	10	37	159	140	0	0	4.85	19	15	21
Tom Vickery	24	176	189	21	17	8	10	49	87	0	0	3.53	10	9	3
Charlie Buffinton	13	97	130	13	9	4	8	30	46	0	0	4.92	3	9	4
John Healy (1)	9	68.1	82	8	5	3	6	24	21	0	0	4.74	2	2	4

THE ANNUAL RECORD

	G	IP	H	GS	CG	W	L	SO	BB	Sh	Sv	ERA	HB	WP	HR
Crazy Schmit	6	47.1	37	6	6	1	4	17	26	0	0	3.23	0	2	0
Ben Stephens	5	29	37	2	2	1	1	7	9	0	1	2.79	1	1	2
Frank Foreman (2)	4	25	40	3	2	0	3	5	11	0	0	6.84	1	1	5
George Van Haltren	4	14.2	28	0	0	0	0	5	7	0	0	9.20	0	0	0
Bill Gilbert	2	14	14	1	1	0	1	5	17	0	0	5.79	0	1	1
Bill Kling	3	11	17	2	0	0	2	7	7	0	0	11.45	2	2	1
Alex Ferson	2	9	17	1	1	0	1	8	6	0	0	11.00	0	0	1
Bill Terry (1)	1	9	7	1	1	0	1	3	7	0	0	4.00	0	0	0
Harry Ely	1	7	14	1	1	0	1	0	7	0	0	7.71	2	4	0
—1 forfeit L vs New York on Apr. 20—															
1298.2 1537 152 131 46 100 437 536 2 2 4.28 49 56 51															

PENNANT SERIES

Boston (NL) beat Cleveland (NL) 5 games to 0 with 1 tie game

- Game 1 at League Park (Cle), Oct. 17: Cle (Young) 0, Bos (Stivetts) 0 11 innings
 Game 2 at League Park (Cle), Oct. 18: Bos (Staley) 4, Cle (Clarkson) 3
 Game 3 at League Park (Cle), Oct. 19: Bos (Stivetts) 3, Cle (Young) 2
 Game 4 at South End Grounds (Bos), Oct. 21: Bos (Nichols) 4, Cle (Cuppy) 0
 Game 5 at South End Grounds (Bos), Oct. 22: Bos (Stivetts) 12, Cle (Clarkson) 7
 Game 6 at South End Grounds (Bos), Oct. 24: Bos (Nichols) 8, Cle (Young) 3

BOSTON

	G	AB	H	R	2B	3B	HR	RBI	BB	SO	SB	BA	SA
SS Herman Long	6	27	6	4	0	0	0	1	0	0	2	.222	.222
CF Hugh Duffy	6	26	12	3	3	2	1	9	1	0	3	.462	.769
3B Billy Nash	6	24	4	3	0	0	0	4	2	3	2	.167	.167
1B Tommy Tucket	6	23	6	2	0	0	1	2	0	1	0	.261	.391
LF Bobby Lowe	6	23	3	8	0	0	0	0	1	2	1	.130	.130
RF Tommy McCarthy	6	21	8	2	2	0	0	2	6	1	3	.381	.476
2B Joe Quinn	6	21	6	2	1	1	0	4	1	2	0	.286	.429
P Jack Stivetts	3	12	3	3	1	1	0	1	0	2	0	.250	.500
C Charlie Ganzel	2	8	4	1	0	0	0	2	1	0	0	.500	.500
C Mike Kelly	2	8	0	0	0	0	0	0	0	2	1	.000	.000
C Charlie Bennett	2	7	2	1	0	0	1	1	0	2	1	.286	.714
P Kid Nichols	2	7	2	0	0	0	0	2	0	1	1	.286	.286
P Harry Staley	1	4	0	0	0	0	0	0	0	3	0	.000	.000
6 211 56 31 7 4 3 28 12 19 14 .265 .379													

	G	IP	H	GS	CG	W	L	SO	BB	Sh	Sv	ERA
Jack Stivetts	3	29	21	3	3	2	0	17	7	1	0	0.93
Kid Nichols	2	18	17	2	2	2	0	13	4	1	0	1.00
Harry Staley	1	9	10	1	1	1	0	0	1	0	0	3.00
56 48 6 6 5 0 30 12 2 0 1.29												

CLEVELAND

	G	AB	H	R	2B	3B	HR	RBI	BB	SO	SB	BA	SA
SS Ed McKean	6	25	11	2	0	0	0	6	1	3	0	.440	.440
LF Jesse Burkett	6	25	8	3	1	0	0	1	0	2	4	.326	.360
1B Jake Virtue	6	24	3	1	0	0	0	0	2	5	1	.125	.125
C Chief Zimmer	6	23	6	2	1	1	0	2	0	3	0	.261	.391

	G	AB	H	R	2B	3B	HR	RBI	BB	SO	SB	BA	SA
2B Cupid Childs	6	22	9	3	0	2	0	0	5	1	0	.409	.591
CF Jimmy McAleer	6	22	4	0	0	0	0	1	2	2	1	.182	.182
RF Jack O'Connor	6	22	3	1	0	0	0	0	2	3	0	.136	.136
3B Pat Tebeau	5	18	0	1	0	0	0	0	0	2	1	.000	.000
P Cy Young	3	11	1	1	0	0	0	0	0	5	0	.091	.091
P John Clarkson	2	8	2	1	0	0	1	3	0	1	0	.250	.625
3B/2B George Davis	2	6	1	0	0	0	0	0	0	1	0	.167	.167
P Nig Cuppy	1	3	0	0	0	0	0	0	0	2	0	.000	.000
	6	209	48	15	2	3	1	13	12	30	7	.230	.282

	G	IP	H	GS	CG	W	L	SO	BB	Sh	Sv	ERA
Cy Young	3	27	26	3	3	0	2	9	3	1	0	3.00
John Clarkson	2	17	24	2	2	0	2	9	5	0	0	5.29
Nig Cuppy	1	8	6	1	1	0	1	1	4	0	0	1.13
		52	56	6	6	0	5	19	12	1	0	3.46

1893

60'6"

Blaming poor attendance in 1892 on too many low-scoring games, the League-Association rules committee enacted the greatest change in the geometry of the playing field since 1881, when the pitching distance had been lengthened by five feet. For the 1893 season the pitching distance was again lengthened, this time from 50 feet to 60'6". Varying stories account for the odd six inches, including one attributing them to a surveyor's error, but in actuality only another five feet were added to the distance between home plate and the point where a pitcher would now release the ball. Since 1887 a pitcher had been required to start with his rear foot on a back line 55'6" from the plate. Beginning in 1893 a hurler had to plant his pitching foot five feet farther from his target. Allowing for the one stride permitted before delivering the ball, the average pitcher would now be approximately 55 feet from the batter at his release point.

But the increased distance was only part of the new rule. Commencing also in 1893, the pitcher's boundary, rather than being a rectangular box, was a metal plate 12 inches long and four inches wide. The plate (soon to be covered by rubber so that it became known as "the rubber") was as much of an impediment as the added distance, for a pitcher was required to take his position facing the batter with both feet on the ground and keep his non-pitching foot in contact with the plate at all times in the act of delivering the ball. In an effort to lighten the pitcher's new burden, rulesmakers in time would allow the pitcher's plate to be implanted in an elevated area (or mound) if teams so chose and also abolished bats with one flat side that many players had found useful for bunting or tapping balls foul without penalty until they got a pitch to their liking. But these concessions to pitchers were small compensation for the sudden and enormous revisions to the way in which they were accustomed to performing their craft.

It was the metal pitching plate more than the added distance that spelled the ruin of many of the game's most lustrous hurlers. Some men actually seemed to improve under the new restrictions. Amos Rusie, the League-Association's walk king, decreased his walks from 267 to 212, and Frank Killen, who had the 5th-highest walk total in 1892, dropped from 182 to 140. Rusie


FAMOUS FIRSTS VI

On the final day of the 1892 season, Bumpus Jones, making his first major league appearance for Cincinnati, spun a no-hitter against Pittsburgh's Mark Baldwin. It was the last no-hit game in the majors from a square pitcher's box set at a 50-foot distance from home plate, but Jones was not the first pitcher to throw a no-hitter in his first start. The previous year, on the St. Louis Browns' final day of play in the American Association, Ted Breitenstein had turned in the Association's last no-hit game in his first starting assignment for the Browns.

Though they launched their careers in an almost identical fashion, Breitenstein and Jones went very different directions in 1893 when the pitching rules changed. Jones began the year in Cincinnati but was cut when he bombed in five starts and a relief appearance. The New York Giants gave him one last starting opportunity to display his pre-1893 form and then also cut him when he lasted just four innings. Jones departed with a 10.19 ERA for 1893 and never pitched again in the majors. As for Breitenstein, see the chart below comparing pitchers in 1892 and 1893:

and Killen, big men who were all but unhittable at the pre-1893 distance, were two of the hurlers most responsible for the massive changes in the pitching rules. Another was Bill Hutchison, the League-Association strikeout leader in 1892 and its top winner for the past three years running. Unlike Rusie and Killen, however, who continued to thrive when the rules changed, Hutchison was unable to adapt. Others whose win totals plummeted drastically when they were made to anchor one foot to a metal plate were Gus Weyhing, Scott Stratton, Silver King and George Haddock. King's most effective pitch, a sidearm crossfire that he started in the left rear corner of the old pitcher's box and finished by stepping to his right and firing the ball over his left shoulder, was rendered nearly useless by the new pitching plate, essentially ending his career.

As expected, for every King or Hutchison who suffered from the new rules there was a hitter who benefited. In 1893 the League-Association batting average jumped 35 points, and teams scored an average of 1.47 more runs per game. The increase in scoring had the desired effect.



Ted Breitenstein, the LA's surprise ERA leader in the landmark 1893 season. One of the best pitchers in the game, Breitenstein was paid a mere \$1,800 in 1895, little more than half what top St. Louis Browns pitchers had made 10 years earlier. On September 14, 1895, Breitenstein was hit on the kneecap by a line drive and was expected to be out for the season. He continued pitching, however, because he was afraid if he sat out Browns owner Chris Von der Ahe would refuse to pay him, as had happened to teammate Denny Lyons after he injured a knee earlier that summer. That winter Breitenstein signed with the Chester Grays of the Southern Illinois outlaw league for \$2,500 and a half interest in a Chester billiard hall. Alarmed, Von der Ahe gave Breitenstein a much deserved pay boost in order to keep him and then sold him to Cincinnati after he won 18 of the Browns' meager total of 40 victories in 1896. Breitenstein became known as the "\$10,000 Beauty" because of the purchase price claimed by both sides in the deal, though some contended the price was lower. Regardless, it was almost certainly the largest cash transaction for a single player between Boston's purchase of John Clarkson from Chicago in April 1888 and the end of the century.

1893 / 1892 COMPARISON (200 Innings Minimum Both Years)

	G	IP	ERA
1. Ted Breitenstein	48	382.2	3.18
1892	39	282.1	4.69
2. Amos Rusie	56	482	3.23
1892	64	532	2.88
3. Cy Young	53	422.2	3.36
1892	53	453	1.93
4. Red Ehret	39	314.1	3.44
1892	39	316	2.65
5. Kid Nichols	52	425	3.52
1892	53	453	2.84
6. Frank Killen	55	415	3.64
1892	60	459.2	3.31
7. Icebox Chamberlain	34	241	3.73
1892	52	406.1	3.39
8. Ed Stein	37	298.1	3.77
1892	48	377.1	2.84
9. Mark Baldwin	46	333.2	4.15
1892	56	440.1	3.47
10. Frank Dwyer	37	287.1	4.13
1892	33	259.1	2.33
11. Sadie McMahan	43	346.1	4.37
1892	48	397	3.24
12. Jack Stivetts	38	283.2	4.41
1892	58	415.2	3.03
13. Tony Mullane	49	367	4.44
1892	37	295	2.59
14. John Clarkson	36	295	4.45
1892	45	389	2.48
15. Nig Cuppy	31	243.2	4.47
1892	47	376	2.51
16. Kid Gleason	48	380.1	4.61
1892	47	400	3.33
17. Gus Weyhing	42	345.1	4.74
1892	59	469.2	2.66

18. Bill Hutchison	44	348.1	4.75
1892	75	627	2.74
19. Kid Carsey	39	318.1	4.81
1892	43	317.2	3.12
20. Jouett Meekin	31	245	4.96
1892	33	268.1	3.79
21. Harry Staley	36	263	5.13
1892	37	299.2	3.03
22. Ad Gumbert	22	162.2	5.15
1892	46	382.2	3.41
23. Scott Stratton	37	314.2	5.43
1892	42	351.2	2.92

We readily see that Breitenstein is the only pitcher on the chart who improved his ERA in 1893. His misfortune was that he spent most of his prime seasons in St. Louis with a string of dismal teams. Had Breitenstein been with Boston or Cleveland or Philadelphia in the 1890s, there is every reason to believe that he would be as well regarded by history as any of the top pitchers of his era, including Kid Nichols and Cy Young.

Attendance rose in almost every city, and especially in the two most crucial ones, Chicago and New York. Though the schedule was reduced from 154 to 132 games, giving each team 11 fewer home dates, Chicago drew 223,500, up from 109,067, and New York's figures soared from 130,566 to 290,000.

League-Association moguls, in addition to shaving 22 games off the schedule in response to complaints that the 1892 season had been too long, also scrapped the split-season experiment for fear that fans would continue to suspect the first-half winner of lying down or "hippodroming" during the second lap to make extra money by forcing a postseason play-off. It meant that all the pennant winner had to show at the end of the 1893 season was temporary possession of the Dauvray Cup, first donated to the World's Series winner in 1887 by actress Helen Dauvray, then the wife of John Ward. Harry Wright, who had yet to win the Dauvray Cup or anything else since 1878, craved one last pennant before his failing health made him step down from the Philadelphia Phillies helm, and were it not for the changes in pitching rules, he might well have achieved his goal. By 1893 Wright had assembled the best everyday lineup in the game, headed by outfielders Billy Hamilton, Sam Thompson and Ed Delahanty; catcher Jack Clements; and slick-fielding shortstop Bob Allen. The Phillies, as a result, topped the League-Association in

EARLY BURNOUTS

At the close of the 1892 season, Silver King had 179 career wins. He was just 24 years old, and his arm was sound. But after the new pitching restrictions were imposed, King won just 24 more games for a total of 203, all of them before he turned 30. Since 1876 three other pitchers besides King have won 200 career games before their 30th birthdays and none thereafter. Each of the four collected all of his wins in the nineteenth century, and all were active in 1893, though one, Bob Caruthers, was no longer a pitcher by then.

	Wins	Last Win	Age at Last Win
Amos Rusie	247	1898	27
Bob Caruthers	218	1892	28
Silver King	203	1897	29
Jack Stivetts	203	1897	29

batting, slugging and scoring and set a new fielding average standard of .944. Wright's men came across as colossal underachievers, however, when they finished 4th. Much of the problem was that under the new pitching restrictions, Weyhing, the Phillies former ace, was reduced to little more than an average hurler, but equally the team's downfall was an inability to beat Boston and St. Louis. Losing the season series to Boston, winner of the last two pennants, was understandable, but the Phils self-destructed by losing eight of their 12 contests with the 10th-place Browns. Cleveland, a notch above the Phils in the standings, nevertheless lost nine of 12 to Philadelphia but hammered the team immediately above it, Pittsburgh, nine of 12. Pittsburgh in turn took six of 10 from Boston, the team immediately above it in the standings.

The odd proclivity to excel against the team above it in the standings but struggle against the team immediately beneath it ended with Boston, which had no one above it on closing day. Frank Selee's third successive pennant at the Beaneaters helm came almost routinely, though in retrospect it is hard to see why. In 1893 Selee's only two significant roster changes were to jettison Mike Kelly and second baseman Joe Quinn. Kelly's departure meant more work for Boston's other two backstops, Charlie Bennett and Charlie Ganzel, while Bobby Lowe was brought in from the outfield to replace Quinn at the keystone sack. But Bennett, who caught the most games, batted just .191 and Cliff Carroll, acquired from St. Louis to fill Lowe's outfield slot, had the worst year of any League-Association batting title qualifier, hitting .224 with an anemic .276 slugging average. Though Kid Nichols adapted so well to the new pitching dimensions that he

SULLIVAN THE SIEVE

In 1893 two shortstops, Joe Sullivan of the Washington Nationals and Herman Long of the Boston Beaneaters, became the last major leaguers to make 100 errors in a season. Moreover, Sullivan's .860 fielding average reached a nadir for shortstops that has not been surpassed since. It was not fielders but their gloves that suddenly got better after 1893. Although two players of note, Bid McPhee and Jerry Denny, continued to balk at the notion of using a glove, most others had long since surrendered to the advantages a glove could bring. In 1895, after some began designing contraptions resembling butterfly nets, a rule was enacted limiting all fielders except catchers and first basemen to gloves no more than 10 ounces in weight and 14 inches in circumference. Nothing was specified in the rule about a glove's design, however, making it possible for Lave Cross, for one, to continue to play third base with a catcher's mitt, albeit one reduced in circumference to conform with the new standard. A list of major leaguers who made 100 or more errors in a season:

	Year	Po	Team	Errors	FA
Bob Ferguson	1873	3B	Bro-NA	109	.746
Lew Say	1884	SS	Bal/KC-UA	102	.808*
Frank Fennelly	1886	SS	Cin-AA	117	.848
Yank Robinson	1886	2B	StL-AA	103	.883
Bill McClellan	1887	2B	Bro-AA	105	.879
Ed McKean	1887	SS	Cle-AA	105	.849
Frank Fennelly	1888	SS	Cin/Phi-AA	106	.862
Jumbo Davis	1888	3B	KC-AA	100	.841
Herman Long	1889	SS	KC-AA	122	.876
Phil Tomney	1889	SS	Lou-AA	114	.857
Billy Shindle	1890	SS	Phi-PL	122	.854
Bill Joyce	1890	3B	Bro-PL	107	.811
Monte Ward	1890	SS	Bro-PL	105	.878
Jimmy Canavan	1891	SS	Cin/Mil-AA	113	.860
Herman Long	1892	SS	Bos-LA	102	.889
Frank Shugart	1892	SS	Pit-LA	100	.887
Joe Sullivan	1893	SS	Was-LA	102	.860
Herman Long	1893	SS	Bos-LA	100	.885

* Say may have been the first infielder to pull the hidden ball trick while playing for Albany in an International Association game against Worcester on September 26, 1879. To Henry Chadwick's indignation, Say's "first" was denied him, however, when the umpire refused to allow the out, claiming there was nothing in the rules that made the ploy permissible.



Pittsburgh provoked the ill-advised Temple Cup experiment by finishing a close 2nd in 1893. William Temple, the cup's sire, was married to the daughter of Jimmy Wood, the NA star who lost his leg in 1874. Temple's daughter in turn married major leaguer Del Mason, a pitcher with Cincinnati. Top: Denny Lyons, Elmer Smith and Doggie Miller. Middle: Red Ehret, Joe Sugden, Jake Beckley, George Van Haltren, Frank Killen, Connie Mack and Jack Glasscock. Bottom: Lou Bierbauer, Patsy Donovan, Bill Terry, Manager Al Buckenberger, Tom Colcolough, Billy Earle and Jake Stenzel. Colcolough's name was pronounced differently by every one of his teammates when he first joined Pittsburgh in late July from Charleston of the Southern League. The correct pronunciation is Colcolee, but he settled for Coakley. His team in 1893 was willing to settle for being called anything but the Pirates. For several years in the mid '90s local papers revived an old team nickname from the previous decade and called them the Smoked Italians or Smoked Dagos or sometimes just the Dagos.

finished at 34-14, Jack Stivetts, Harry Staley and Hank Gastright, Boston's other three regular starters, never regained their pre-1893 form.

Killen won a loop-high 36 games after coming to Pittsburgh from Washington in a trade for catcher Duke Farrell. Another swap, with St. Louis in midsummer, brought Smoke City manager Al Buckenberger the only nineteenth century shortstop to win a batting title in Jack Glasscock. When Glasscock hit .341 in his half season with Pittsburgh, Elmer Smith completed his conversion from a sore-armed former 30-game winner to a hard-hitting outfielder by leading all full-season Pirates with a .343 mark, and part-timer Jake Stenzel smoked the ball at a .362 clip, Buckenberger suddenly had the League-Association's strongest all-around team—statisti-

cally anyway. In 1893 the Pirates outstripped Boston in every department—hitting, pitching and fielding—and though they scored fewer runs than the Beaneaters, they also gave up fewer.

The difference was Selee, a master at putting together a team better than the sum of its parts. Still, Pittsburgh—and the Beaneaters too, for that matter—were left with a slightly empty feeling at the close of the season. Winning the pennant after a 10-year tradition of postseason battles no longer seemed like enough. To remedy matters, William Temple, one of Pittsburgh's owners, proposed a plan whereby the 2nd-place team at the end of each future season would challenge the 1st-place team to a best-of-7 series. Upon receiving support for his notion from the other clubs, he ordered a cup in his name for \$800 from New York jeweler A. E. Thrall and stipulated that permanent possession of the "Temple Cup" would go to the first team to win it three times. Unfortunately for Pittsburgh, Temple's plan was not implemented until the following season. Many would soon wish it had never been implemented at all.

THE SEASONAL RECORD

	G	W	L	Pct	H	R	GB	Attendance
1. Boston Beaneaters	131	86	43	.667	49-15	37-28	—	193,300
2. Pittsburgh Pirates	131	81	48	.628	54-19	27-29	5	184,000
3. Cleveland Spiders	129	73	55	.570	47-22	26-33	12.5	130,000
4. Philadelphia Phillies	133	72	57	.558	43-22	29-35	14	293,019
5. New York Giants	136	68	64	.515	49-20	19-44	19.5	290,000
6. Brooklyn Bridegrooms	130	65	63	.508	43-24	22-39	20.5	235,000
7. Cincinnati Reds	131	65	63	.508	37-27	28-36	20.5	194,250
8. Baltimore Orioles	130	60	70	.462	36-24	24-46	26.5	143,000
9. Chicago Colts	128	56	71	.441	38-34	18-37	29	223,500
10. St. Louis Browns	135	57	75	.432	40-30	17-45	30.5	195,000
11. Louisville Colonels	126	50	75	.400	24-28	26-47	34	53,683
12. Washington Nationals	130	40	89	.310	21-27	19-62	46	90,000

	Bos	Pit	Cle	Phi	NY	Bro	Cin	Bal	Chi	StL	Lou	Was	Tot
Boston	—	4	7	8	8	8	6	10	8	10	10	7	86
Pittsburgh	6	—	3	5	8	4	9	11	9	9	8	9	81
Cleveland	5	9	—	3	6	7	5	4	8	9	6	11	73
Philadelphia	4	7	9	—	5	5	9	7	6	4	8	8	72
New York	4	4	6	7	—	6	6	8	5	8	7	7	68
Brooklyn	4	8	5	6	6	—	4	2	7	8	7	8	65
Cincinnati	6	3	6	1	6	8	—	8	7	7	6	7	65
Baltimore	2	1	8	5	4	10	4	—	5	9	5	7	60
Chicago	3	3	4	6	7	3	5	7	—	3	6	9	56
St. Louis	2	3	3	8	4	4	5	3	9	—	8	8	57
Louisville	2	4	3	4	5	5	6	5	4	4	—	8	50
Washington	5	2	1	4	5	3	4	5	3	4	4	—	40
	43	48	55	57	64	63	63	70	71	75	75	89	773

SEASON LEADERS

Batting Average (350 ABs)

1. Hamilton, Philadelphia .380
2. Thompson, Philadelphia .370
3. Delahanty, Philadelphia .368
4. Duffy, Boston .363
5. Davis, New York .355

Slugging Average

1. Delahanty, Philadelphia .583
2. Davis, New York .554
3. Thompson, Philadelphia .530
4. E. Smith, Pittsburgh .525
5. Hamilton, Philadelphia .524

On-Base Percentage

1. Hamilton, Philadelphia .490
2. Childs, Cleveland .463
3. Burkett, Cleveland .459
4. McGraw, Baltimore .454
5. E. Smith, Pittsburgh .435

Total Bases

1. Delahanty, Philadelphia 347
2. Thompson, Philadelphia 318
3. Davis, New York 304
4. E. Smith, Pittsburgh 272
5. McKean, Cleveland 258
Duffy, Boston 258

Home Runs

1. Delahanty, Philadelphia 19
2. Clements, Philadelphia 17
3. Tiernan, New York 14
Lowe, Boston 14
5. Three with 11

RBI

1. Delahanty, Philadelphia 146
2. McKean, Cleveland 133
3. Thompson, Philadelphia 126
4. Nash, Boston 123
5. Ewing, Cleveland 122

Hits

1. Thompson, Philadelphia 222
2. Delahanty, Philadelphia 219
3. Duffy, Boston 203
4. Davis, New York 195
5. M. Ward, New York 193

Runs

1. Long, Boston 149
2. Duffy, Boston 147
3. Delahanty, Philadelphia 145
Childs, Cleveland 145
Burkett, Cleveland 145

Bases on Balls

1. Crooks, St. Louis 121
2. Childs, Cleveland 120
3. Radford, Washington 104
4. McGraw, Baltimore 101
5. Burkett, Cleveland 98

Stolen Bases

1. T. Brown, Louisville	66
2. Dowd, St. Louis	59
3. Latham, Cincinnati	57
4. Burke, New York	54
5. Brodie, StL-Baltimore	49

Strikeouts

1. Daly, Brooklyn	65
2. T. Brown, Louisville	63
3. Treadway, Baltimore	50
4. Kelley, Baltimore	44
5. Radford, Washington	42

Hit By Pitch

1. Burke, New York	25
2. Beckley, Pittsburgh	20
Tucker, Boston	20
4. McGraw, Baltimore	16
5. Brodie, StL-Baltimore	14

OPS

1. Hamilton, Philadelphia	1.014
2. Delahanty, Philadelphia	1.007
3. Davis, New York	.964
4. E. Smith, Pittsburgh	.960
5. Thompson, Philadelphia	.954

PITCHING**Wins**

1. Killen, Pittsburgh	36
2. Young, Cleveland	34
Nichols, Boston	34
4. Rusie, New York	33
5. Kennedy, Brooklyn	25

Losses

1. Esper, Washington	28
2. Breitenstein, St. Louis	24
Hutchison, Chicago	24
4. Stratton, Louisville	23
5. Mullane, Cinci-Baltimore	22
Gleason, St. Louis	22

Innings

1. Rusie, New York	482
2. Nichols, Boston	425
3. Young, Cleveland	422.2
4. Killen, Pittsburgh	415
5. Breitenstein, St. Louis	382.2
Kennedy, Brooklyn	382.2

Complete Games

1. Rusie, New York	50
2. Nichols, Boston	43
3. Young, Cleveland	42
4. Kennedy, Brooklyn	40
5. Three with	38

Strikeouts

1. Rusie, New York	208
2. Kennedy, Brooklyn	107
3. Young, Cleveland	102
Breitenstein, St. Louis	102
5. Weyhing, Philadelphia	101

Winning Percentage (25 decisions)

1. Gastright, Pitts-Boston	.750
2. Killen, Pittsburgh	.720
3. Nichols, Boston	.708
4. Young, Cleveland	.680
5. Staley, Boston	.643

ERA (140 innings)

1. Breitenstein, St. Louis	3.18
2. Rusie, New York	3.23
3. Young, Cleveland	3.36
4. Ehret, Pittsburgh	3.44
5. D. Clarkson, St. Louis	3.48

Lowest OOBP

1. Young, Cleveland	.308
Nichols, Boston	.308
3. Killen, Pittsburgh	.312
4. Breitenstein, St. Louis	.316
5. Stein, Brooklyn	.323

Lowest OBA

1. Rusie, New York	.240
2. Breitenstein, St. Louis	.241
3. Killen, Pittsburgh	.246
4. Kennedy, Brooklyn	.249
5. Stein, Brooklyn	.250

FIELDING**Putouts**

1B	
Connor, New York	1423
Beckley, Pittsburgh	1360
Tucker, Boston	1252

Assists

Beckley, Pittsburgh	95
Connor, New York	83
Werden, St. Louis	81

Fielding Average

W. Brown, Louisville-Balt	.9884
Boyle, Philadelphia	.9879
Beckley, Pittsburgh	.986

2B

McPhee, Cincinnati	396
Pfeffer, Louisville	355
Quinn, St. Louis	354

J. Ward, New York	464
McPhee, Cincinnati	455
Bierbauer, Pittsburgh	451

Bierbauer, Pittsburgh	.959
McPhee, Cincinnati	.954
Hallman, Philadelphia	.950

3B

Lyons, Pittsburgh	214
Crooks, St. Louis	210
Nash, Boston	189

Shindle, Baltimore	308
Davis, New York	305
Lyons, Pittsburgh	303

Nash, Boston	.92264
Pinkney, Louisville	.92255
Lyons, Pittsburgh	.918

SS

Allen, Philadelphia	302
Long, Boston	271
Fuller, New York	260

G. Smith, Cincinnati	.500
Long, Boston	469
Fuller, New York	464

G. Smith, Cincinnati	.934
Glasscock, StL-Pittsburgh	.923
Allen, Philadelphia	.919

THE ANNUAL RECORD**RF**

Carroll, Boston	226	Radford, Washington	29	Dowd, St. Louis	.944
Dowd, St. Louis	225	Treadway, Baltimore	27	Donovan, Pittsburgh	.937
Ewing, Cleveland	221	Dowd, St. Louis	27	O. Burns, Brooklyn	.932

CF

T. Brown, Louisville	339	T. Brown, Louisville	39	Griffin, Brooklyn	.965
Duffy, Boston	313	Hoy, Washington	26	Duffy, Boston	.953
Kelley, Baltimore	307	Van Haltren, Pittsburgh	24	Brodie, St. Louis	.951

LF

Delahanty, Philadelphia	318	Delahanty, Philadelphia	31	Delahanty, Philadelphia	.948
Burke, New York	278	T. McCarthy, Boston	28	Canavan, Cincinnati	.931
E. Smith, Pittsburgh	271	E. Smith, Pittsburgh	20	O'Rourke, Washington	.927

C

Robinson, Baltimore	349	Farrell, Washington	140	Vaughn, Cincinnati	.969
Clements, Philadelphia	329	Grim, Louisville	112	Grim, Louisville	.952
Farrell, Washington	304	Peitz, St. Louis	86	Peitz, St. Louis	.948

P

Breitenstein, St. Louis	42	Rusie, New York	114	Dwyer, Cincinnati	.980
Dwyer, Cincinnati	33	Young, Cleveland	112	Stratton, Louisville	.975
Weyhing, Philadelphia	31	Kennedy, Brooklyn	109	Taylor, Philadelphia	.965

Double Plays**Errors****TC/Game****1B**

Tucker, Boston	89	Werden, St. Louis	42	Connor, New York	11.5
Beckley, Pittsburgh	83	Connor, New York	40	Beckley, Pittsburgh	11.3
W. Brown, Louisville-Balt	79	Larkin, Washington	31	Tucker, Boston	10.9

2B

McPhee, Cincinnati	101	J. Ward, New York	73	Wise, Washington	7.3
Pfeffer, Louisville	74	Childs, Cleveland	62	McPhee, Cincinnati	7.0
Bierbauer, Pittsburgh	71	Wise, Washington	51	Childs, Cleveland	6.8

3B

Davis, New York	27	Davis, New York	64	Crooks, St. Louis	4.44
Pinkney, Louisville	26	Shindle, Baltimore	63	Parrott, Chicago	4.42
Shindle, Baltimore	24	Latham, Cincinnati	55	Shindle, Baltimore	4.38

SS

Long, Boston	67	J. Sullivan, Washington	102	Dahlen, Chicago	6.818
G. Smith, Cincinnati	67	Long, Boston	98	Long, Boston	6.813
Allen, Philadelphia	65	McKean, Cleveland	74	Allen, Philadelphia	6.6

RF

Dowd, St. Louis	9	Radford, Washington	25	Carroll, Boston	2.22
Donovan, Pittsburgh	5	Treadway, Baltimore	24	Weaver, Louisville	2.17
Carroll, Boston	5	Carroll, Boston	24	Treadway, Baltimore	2.11
O. Burns, Brooklyn	5				

CF

T. Brown, Louisville	13	Van Haltren, Pittsburgh	38	T. Brown, Louisville	3.3
Griffin, Brooklyn	8	Hoy, Washington	37	Hamilton, Philadelphia	3.1
Hoy, Washington	8	T. Brown, Louisville	29	McAleer, Cleveland	2.91

LF

Delahanty, Philadelphia	8	Burkett, Cleveland	46	Delahanty, Philadelphia	3.1
E. Smith, Pittsburgh	7	Wilmot, Chicago	31	Wilmot, Chicago	2.6
Burkett, Cleveland	5	Burke, New York	29	E. Smith, Pittsburgh	2.5

C

Grim, Louisville	15	Farrell, Washington	37	Farrell, Washington	5.9
Kinslow, Brooklyn	11	Kinslow, Brooklyn	27	Peitz, St. Louis	5.4
Vaughn, Cincinnati	10	McGuire, Washington	27	Kinslow, Brooklyn	5.22
Zimmer, Cleveland	10				

Passed Ball Leaders: Vaughn, Cincinnati (28); Grim, Louisville (28); Peitz, St. Louis (27)

P

Kennedy, Brooklyn	6	McMahon, Baltimore	18	Stratton, Louisville	3.2
Dwyer, Cincinnati	5	Rusie, New York	15	Kennedy, Brooklyn	2.84
Nichols, Boston	5	Killen, Pittsburgh	14	Young, Cleveland	2.77
Rusie, New York	5				

BOSTON

Frank Selee

South End Grounds I

	G	AB	H	R	2B	3B	HR	RBI	BB	SB	SO	HBP	BA	SA	OBP
CF Hugh Duffy	131	560	203	147	23	7	6	118	50	44	13	1	.363	.461	.416
SS Herman Long	128	552	159	149	22	6	6	58	73	38	32	5	.288	.382	.376
2B Bobby Lowe	126	526	157	130	19	5	14	89	55	22	29	4	.298	.433	.369
1B Tommy Tucker	121	486	138	83	13	2	7	91	27	8	31	20	.284	.362	.347
3B Billy Nash	128	485	141	115	27	6	10	123	85	30	29	2	.291	.433	.399
LF Tommy McCarthy	116	462	160	107	28	6	5	111	64	46	10	3	.346	.465	.429
RF Cliff Carroll	120	438	98	80	7	5	2	54	88	29	28	5	.224	.276	.360
C Charlie Ganzel	73	281	75	50	10	2	1	48	22	6	9	2	.267	.327	.325
C Charlie Bennett	60	191	40	34	6	0	4	27	40	5	40	2	.209	.304	.352
P Kid Nichols	53	177	39	25	3	2	2	26	15	4	15	1	.220	.294	.285
P Jack Stivetts	50	172	51	32	5	6	3	25	12	6	12	0	.297	.448	.342
Sub Bill Merritt	39	141	49	30	6	3	3	26	13	3	13	0	.348	.496	.403
P Harry Staley	36	113	30	13	5	0	2	21	10	1	17	0	.265	.363	.325
P Hank Gastright (2)	20	68	13	11	3	0	0	10	6	0	6	0	.191	.235	.257
Sub Bill Van Dyke	3	12	3	2	1	0	0	1	0	1	1	0	.250	.333	.250
P Bill Quarles	3	9	2	0	0	0	0	0	1	0	2	1	.222	.222	.364
P Claude Coyle	2	4	0	0	0	0	0	0	0	0	1	0	.000	.000	.000
P Jim Garry	1	1	0	0	0	0	0	0	0	0	0	0	.000	.000	.000
	131	4678	1358	1008	178	50	65	828	561	243	292	46	.290	.391	.372

1B—Tucker 121, Ganzel 10

2B—Lowe 121, McCarthy 7, Long 5

SS—Long 123, Lowe 5, McCarthy 3

3B—Nash 128, Stivetts 3

OF—Duffy 131, Carroll 120, McCarthy 108, Ganzel 23, Stivetts 8, Van Dyke 3, Merritt 2, Nichols 1, Gastright 1

C—Bennett 60, Ganzel 40, Merritt 37

P—Nichols 52, Stivetts 38, Staley 36, Gastright 19, Quarles 3, Coyle 2, Garry 1

	Pos	G	TC	PO	A	DP	E	PB	FA
Duffy	CF	131	344	313	15	6	16	—	.953
Nash	3B	128	530	189	300	23	41	—	.923
Long	SS	123	838	271	469	67	98	—	.883
Tucker	1B	121	1318	1252	39	89	27	—	.980
Lowe	2B	121	766	308	409	58	49	—	.936
Carroll	RF	112	266	226	18	5	22	—	.917
McCarthy	LF	108	255	202	28	4	25	—	.902
Bennett	C	60	256	204	40	1	12	10	.953
Nichols	P	52	107	21	81	5	5	—	.953

THE ANNUAL RECORD

	Pos	G	TC	PO	A	DP	E	PB	FA
Ganzel	C	40	168	117	43	6	8	8	.952
"	LF@	23	53	46	2	0	5		.902
"	1B	10	121	115	4	8	2		.983
Merritt	C	37	163	129	25	6	9	14	.945
Stivetts	P	37	66	13	50	2	3	—	.955
Staley	P	36	72	3	60	2	9	—	.875
Gastright	P	19	36	4	29	1	3	—	.917
		131	5519	3486	1680	118	353	32	.936

	G	IP	H	GS	CG	W	L	SO	BB	Sh	Sv	ERA	HB	WP	HR
Kid Nichols	52	425	426	44	43	34	14	94	118	1	1	3.52	15	5	15
Jack Stivetts	38	283.2	315	34	29	20	12	61	115	5	5	4.41	10	6	17
Harry Staley	36	263	344	31	23	18	10	61	81	0	0	5.13	6	10	22
Hank Gastright (2)	19	156	179	18	16	12	4	27	76	0	0	5.13	9	7	9
Bill Quarles	3	27	31	3	3	2	1	6	5	0	0	4.67	2	2	2
Claude Coyle	2	8	14	1	0	0	1	2	3	0	0	9.00	0	0	1
Jim Garry	1	1	5	0	0	0	1	2	4	0	0	63.00	0	0	0
		1163.2	1314	131	114	86	43	253	402	2	2	4.43	42	30	66

PITTSBURGH

Al Buckenberger

Exposition Park II

	G	AB	H	R	2B	3B	HR	RBI	BB	SB	SO	HBP	BA	SA	OBP	
1B Jake Beckley	131	542	164	108	32	19	5	106	54	15	26	20	.303	.459	.386	
CF George Van Haltren	124	529	179	129	14	11	3	79	75	37	25	2	.338	.423	.422	
2B Lou Bierbauer	128	528	150	84	19	11	4	94	36	11	12	4	.284	.384	.335	
LF Elmer Smith	128	518	179	121	26	23	7	103	77	26	23	5	.346	.525	.435	
RF Patsy Donovan	113	499	158	114	5	8	2	56	42	46	8	3	.317	.371	.373	
3B Denny Lyons	131	490	150	103	19	16	3	105	97	19	29	9	.306	.429	.430	
SS Jack Glasscock (2)	66	293	100	49	7	11	1	74	17	16	4	4	.341	.451	.385	
Sub Jake Stenzel	60	224	81	57	13	4	4	37	24	16	17	0	.362	.509	.423	
SS Frank Shugart (1)	52	210	55	37	7	3	1	32	19	12	15	3	.262	.338	.332	
P Frank Killen	55	171	47	35	6	6	4	30	22	1	22	0	.275	.450	.358	
C Doggie Miller	41	154	28	23	6	1	0	17	17	3	8	5	.182	.234	.284	
P Red Ehret	40	136	24	16	3	0	1	17	10	1	18	0	.176	.221	.233	
C Connie Mack	37	133	38	22	3	1	0	15	10	4	9	5	.286	.323	.358	
C Billy Earle	27	95	24	21	4	4	2	15	7	1	6	0	.253	.442	.304	
P Ad Gumbert	29	95	21	17	3	3	0	10	10	0	16	0	.221	.316	.295	
C Joe Sugden	27	92	24	20	4	3	0	12	10	1	11	1	.261	.370	.340	
P Bill Terry	26	71	18	9	4	3	0	11	3	1	12	1	.254	.394	.293	
P Hank Gastright (1)	9	24	1	2	0	0	0	0	2	0	2	0	.042	.042	.115	
P Tom Colcolough	8	14	2	3	0	0	0	1	5	0	2	0	.143	.143	.368	
Sub Reddy Gray	2	9	4	0	1	0	0	2	0	0	1	0	.444	.556	.444	
Sub Sam Gillen	3	6	0	0	0	0	0	0	0	0	1	0	.000	.000	.000	
P Mark Baldwin (1)	1	1	0	0	0	0	0	0	0	0	1	0	.000	.000	.000	
		131	4834	1447	970	176	127	37	816	537	210	274	62	.299	.411	.377

1B—Beckley 131

2B—Bierbauer 128, Van Haltren 2, Stenzel 1

SS—Glasscock 66, Shugart 51, Van Haltren 12, Gillen 3, Gray 2, Stenzel 1

3B—Lyons 131

OF—Smith 128, Donovan 112, Van Haltren 111, Stenzel 45, Gumbert 7, Shugart 1

C—Miller 40, Mack 37, Sugden 27, Earle 27, Stenzel 12

P—Killen 55, Ehret 39, Terry 26, Gumbert 22, Gastright 9, Colcolough 8, Baldwin 1

	Pos	G	TC	PO	A	DP	E	PB	FA
Beckley	1B	131	1476	1360	95	83	21	—	.986
Lyons	3B	131	563	214	303	23	46	—	.918
Bierbauer	2B	128	827	352	441	71	34	—	.959
Smith	LF	128	316	271	20	7	25	—	.921
Donovan	RF	112	207	178	16	5	13	—	.937
Van Haltren	CF	111	289	227	24	3	38	—	.869
"	SS	12	63	16	37	3	10		.909
Glasscock	SS	66	422	155	239	40	28	—	.934
Killen	P	55	133	16	103	2	14	—	.895
Shugart	SS	51	313	98	178	15	37	—	.882
Stenzel	CF@	45	95	82	4	2	9		.905
"	C	12	37	23	5	1	9	7	.757
Miller	C	40	203	141	45	3	17	13	.916
Ehret	P	39	103	12	80	0	11	—	.893
Mack	C	37	186	128	47	5	11	7	.941
Earle	C	27	123	99	19	2	5	7	.959
Sugden	C	27	113	81	27	3	5	11	.956
Terry	P	26	50	9	37	2	4	—	.920
Gumbert	P	22	35	12	23	3	0	—	1.000
		131	5635	3496	1792	112	347	45	.938

	G	IP	H	GS	CG	W	L	SO	BB	Sh	Sv	ERA	HB	WP	HR
Frank Killen	55	415	401	48	38	36	14	99	140	2	0	3.64	15	10	12
Red Ehret	39	314.1	322	35	32	18	18	70	115	4	0	3.44	23	10	3
Bill Terry	26	170	177	19	14	12	8	52	99	0	0	4.45	11	6	5
Ad Gumbert	22	162.2	207	20	16	11	7	40	78	2	0	5.15	5	2	5
Hank Gastright (1)	9	59	74	5	3	3	1	12	39	0	0	6.25	3	2	3
Tom Colcolough	8	43.2	45	3	1	1	0	7	32	0	2	4.12	0	1	1
Mark Baldwin (1)	1	2.1	6	1	0	0	0	0	1	0	0*	11.57	0	0	0
	1167	1232	131	104	81	48	280	504	8	2	4.08	57	31	29	

CLEVELAND

Pat Tebeau

League Park I

	G	AB	H	R	2B	3B	HR	RBI	BB	SB	SO	HBP	BA	SA	OBP
SS Ed McKean	125	545	169	103	29	24	4	133	50	16	14	4	.310	.473	.372
LF Jesse Burkett	125	511	178	145	25	15	6	82	98	39	23	7	.348	.491	.459
RF Buck Ewing	116	500	172	117	28	15	6	122	41	47	18	0	.344	.496	.394
UT Pat Tebeau	116	486	160	90	32	8	2	102	32	19	11	4	.329	.440	.375
2B Cupid Childs	124	485	158	145	19	10	3	65	120	23	12	4	.326	.425	.463
C Jack O'Connor	96	384	110	72	23	1	4	75	29	29	12	3	.286	.383	.341
1B Jake Virtue	97	378	100	87	16	10	1	60	54	11	14	1	.265	.368	.358
CF Jimmy McAleer	91	350	83	63	5	1	2	41	35	32	21	4	.237	.274	.314
3B Chippy McGarr	63	249	77	38	12	0	0	28	20	24	15	1	.309	.357	.363
C Chief Zimmer	57	227	70	27	13	7	2	41	16	4	15	1	.308	.454	.357
P Cy Young	53	187	44	23	4	0	1	27	4	2	15	0	.235	.273	.251
P John Clarkson	37	131	27	18	6	2	1	17	4	2	20	0	.206	.305	.230
P Nig Cuppy	32	109	27	14	6	2	0	14	8	1	15	0	.248	.339	.299
Sub Joe Gunson (2)	21	73	19	11	1	0	0	9	6	0	0	0	.260	.274	.316
P Charlie Hastings	16	39	7	6	0	2	0	1	8	1	12	0	.179	.282	.312
Sub Ed McFarland	8	22	9	5	2	1	0	6	1	0	2	1	.409	.551	.458
P Tom Williams	8	18	5	5	0	0	0	2	4	2	4	0	.278	.278	.409
Sub Billy Alvord	3	12	2	2	0	0	0	2	0	0	1	0	.167	.167	.167
P Chauncey Fisher	2	8	2	0	0	0	0	0	0	0	0	0	.250	.250	.250
Sub Jim Gilman	2	7	2	1	0	0	0	1	0	0	2	0	.286	.286	.286

THE ANNUAL RECORD

	G	AB	H	R	2B	3B	HR	RBI	BB	SB	SO	HBP	BA	SA	OBP
P Jack Scheible	2	7	1	0	0	0	0	1	1	0	2	0	.143	.143	.250
P George Davies (1)	3	6	2	1	0	0	0	1	0	0	1	0	.333	.333	.333
Sub Frank Boyd	2	5	1	3	1	0	0	3	1	0	0	0	.200	.400	.333
P John Stafford	2	4	0	0	0	0	0	0	0	0	0	0	.000	.000	.000
Sub Pete Allen	1	4	0	0	0	0	0	0	0	0	0	0	.000	.000	.000
	129	4747	1425	976	222	98	32	833	532	252	229	30	.300	.408	.374

1B—Virtue 73, Tebeau 57, Ewing 1
 2B—Childs 123, Ewing 5, Tebeau 3
 SS—McKean 125, Virtue 5
 3B—McGarr 63, Tebeau 56, Virtue 5, Alvord 3, McFarland 2, Gilman 2, Zimmer 1
 OF—Burkett 125, Ewing 112, McAleer 91, O'Connor 44, Virtue 13, McFarland 5, Williams 3, Cuppy 2, Clarkson 1, Hastings 1, Stafford 1
 C—Zimmer 56, O'Connor 56, Gunson 20, Boyd 2, McFarland 1, Ewing 1, Allen 1
 P—Young 53, Clarkson 36, Cuppy 31, Hastings 15, Williams 5, Davies 3, Stafford 2, Scheible 2, Fisher 2, Virtue 1

	Pos	G	TC	PO	A	DP	E	PB	FA
McKean	SS	125	752	247	431	55	74	—	.902
Burkett	LF	125	304	239	19	5	46	—	.849
Childs	2B	123	834	348	424	56	62	—	.926
Ewing	RF	112	232	201	14	3	17	—	.927
McAleer	CF	91	265	230	16	3	19	—	.928
Virtue	1B	73	845	777	47	48	21	—	.975
"	RF@	13	30	26	2	0	2	—	.933
McGarr	3B	63	271	93	147	7	31	—	.886
Tebeau	1B	57	612	561	39	27	12	—	.980
"	3B	56	258	91	138	8	29	—	.888
O'Connor	C	56	257	182	62	2	13	21	.949
"	CF@	44	84	70	8	0	6	—	.929
Zimmer	C	56	250	169	73	10	8	22	.968
Young	P	53	147	27	112	1	8	—	.946
Clarkson	P	36	104	15	82	1	7	—	.933
Cuppy	P	31	66	13	48	1	5	—	.924
Gunson	C	20	86	60	21	1	5	4	.942
Hastings	P	15	20	4	14	0	2	—	.900
		129	5592	3419	1778	92	395	50	.929

	G	IP	H	GS	CG	W	L	SO	BB	Sh	Sv	ERA	HB	WP	HR
Cy Young	53	422.2	442	46	42	34	16	102	103	1	1	3.36	10	14	10
John Clarkson	36	295	358	35	31	16	17	62	95	0	0	4.45	5	15	11
Nig Cuppy	31	243.2	316	30	24	17	10	39	75	0	0	4.47	10	2	8
Charlie Hastings	15	92	128	9	6	4	5	14	33	0	1	4.70	5	8	5
Tom Williams	5	24	33	2	2	1	1	6	10	0	0	4.88	1	2	0
Jack Scheible	2	18	15	2	2	1	1	1	11	1	0	2.00	0	1	0
Chauncey Fisher	2	18	26	2	2	0	2	9	9	0	0	5.50	0	1	0
George Davies (1)	3	15	28	3	1	0	2	3	10	0	0	11.40	0	5	1
John Stafford	2	7	12	0	0	0	1	4	7	0	0	14.14	0	0	0
Jake Virtue	1	5	3	0	0	0	0	2	3	0	0	1.80	0	0	0
		1140.1	1361	129	110	73	55	242	356	2	2	4.20	31	48	35

PHILADELPHIA

Harry Wright

Philadelphia Base Ball Grounds

	G	AB	H	R	2B	3B	HR	RBI	BB	SB	SO	HBP	BA	SA	OBP
RF Sam Thompson	131	600	222	130	37	13	11	126	50	18	17	6	.370	.530	.424
2B Bill Hallman	132	596	183	119	28	7	5	76	51	22	27	5	.307	.403	.367
LF Ed Delahanty	132	595	219	145	35	18	19	146	47	37	20	10	.368	.583	.423
1B Jack Boyle	124	504	144	105	29	9	4	81	41	22	30	10	.286	.403	.351
SS Bob Allen	124	471	126	86	19	12	8	90	71	8	40	5	.268	.410	.369
3B Charlie Reilly	104	416	102	64	16	7	4	56	33	13	36	9	.245	.346	.314
UT Lave Cross	96	415	124	81	17	6	4	78	26	18	7	1	.299	.398	.342
C Jack Clements	94	376	107	64	20	3	17	80	39	3	29	5	.285	.489	.360
CF Billy Hamilton	82	355	135	110	22	7	5	44	63	43	7	13	.380	.524	.490
Sub Tuck Turner	36	155	50	32	4	3	1	13	9	7	19	1	.323	.406	.364
P Jack Sharrott	50	152	38	25	4	3	1	22	8	6	14	0	.250	.336	.287
P Gus Weyhing	43	147	22	14	3	0	0	11	14	1	39	0	.150	.170	.224
P Kid Carsey	39	145	27	12	1	1	0	10	5	2	14	3	.186	.207	.229
P Jack Taylor	31	93	20	11	5	1	0	18	1	1	8	1	.215	.290	.232
P Tim Keefe	22	79	18	10	4	0	0	6	9	1	24	0	.228	.278	.307
P Tom Vickery	15	35	11	1	1	0	0	4	1	0	2	2	.314	.343	.307
P Gus McGinnis (2)	5	15	3	1	1	0	0	1	0	0	2	0	.200	.267	.200
P Frank O'Connor	3	2	2	1	0	0	1	3	0	0	0	0	1.000	2.500	1.000
	133	5151	1553	1011	246	90	80	865	468	202	335	71	.301	.431	.368

1B—Boyle 112, Hallman 12, Delahanty 6, Cross 6, Clements 1, Thompson 1

2B—Hallman 120, Delahanty 15, Boyle 2, Vickery 1

SS—Allen 124, Cross 10

3B—Reilly 104, Cross 30

OF—Thompson 131, Delahanty 117, Hamilton 82, Turner 36, Sharrott 33, Cross 10, Taylor 3, Weyhing 1

C—Clements 92, Cross 40, Boyle 6

P—Weyhing 42, Carsey 39, Taylor 25, Keefe 22, Vickery 13, Sharrott 12, McGinnis 5, O'Connor 3

	Pos	G	TC	PO	A	DP	E	PB	FA
Thompson	RF	131	202	171	17	3	14	—	.931
Allen	SS	124	815	302	447	66	65	—	.919
Hallman	2B	120	685	281	370	54	34	—	.950
"	1B	12	114	107	5	7	2	—	.982
Delahanty	LF	117	368	318	31	8	19	—	.948
Boyle	1B	112	1154	1066	74	71	14	5	.988
Reilly	3B	104	446	164	235	21	47	—	.895
Clements	C	92	429	329	75	5	25	17	.942
Hamilton	CF	82	252	228	8	6	16	—	.937
Weyhing	P	42	92	31	56	3	5	—	.946
Cross	C	40	195	144	46	4	5	6	.974
"	3B	30	154	44	98	10	12	—	.922
"	SS	10	54	16	33	6	5	—	.907
"	LF@	10	29	27	0	0	2	—	.931
Carsey	P	39	106	17	81	1	8	—	.925
Turner	CF@	36	90	79	5	2	6	—	.933
Sharrott	CF@	33	68	51	5	0	12	—	.824
"	P	12	17	1	14	0	2	—	.882
Taylor	P	25	57	13	42	4	2	—	.965
Keefe	P	22	43	5	3	1	6	—	.860
Vickery	P	13	36	6	28	3	2	—	.944
		133	5656	3564	1774	121	318	28	.944

THE ANNUAL RECORD

	G	IP	H	GS	CG	W	L	SO	BB	Sh	Sv	ERA	HB	WP	HR
Gus Weyhing	42	345.1	399	40	33	23	16	101	145	2	0	4.74	20	11	10
Kid Carsey	39	318.1	375	35	30	20	15	50	124	1	0	4.81	19	9	7
Tim Keefe	22	178	202	22	17	10	7	56	80	0	0	4.40	13	3	3
Jack Taylor	25	170	187	16	14	10	9	41	77	0	1	4.24	10	2	8
Tim Vickery	13	80	100	11	7	4	5	15	37	0	0	5.40	6	3	1
Jack Sharrott	12	56	53	4	2	4	2	11	33	0	0	4.50	4	1	1
Gus McGinnis (2)	5	37.1	39	4	4	1	3	12	17	1	0	4.34	2	1	0
Frank O'Connor	3	4	2	1	0	0	0	0	9	0	1	11.25	0	2	0
		1189	1357	133	107	72	57	286	522	4	2	4.68	74	32	30

NEW YORK

John Ward

Polo Grounds III

	G	AB	H	R	2B	3B	HR	RBI	BB	SB	SO	HBP	BA	SA	OBP
2B John Ward	135	588	193	129	27	9	2	77	47	46	5	1	.328	.415	.379
3B George Davis	133	549	195	112	22	27	11	119	42	37	20	9	.355	.554	.410
LF Eddie Burke	135	537	150	122	23	10	9	80	51	54	32	25	.279	.410	.369
RF Mike Tiernan	125	511	158	114	19	12	14	102	72	26	24	4	.309	.476	.399
1B Roger Connor	135	511	156	111	25	8	11	105	91	24	26	3	.305	.450	.413
SS Shorty Fuller	130	474	112	78	14	8	0	51	60	26	21	2	.236	.300	.325
C Jack Doyle	82	318	102	56	17	5	1	51	27	40	12	5	.321	.415	.383
CF General Stafford	67	281	79	58	7	4	5	27	25	19	31	2	.281	.388	.344
P Amos Rusie	56	212	57	32	3	4	3	27	3	0	19	1	.269	.363	.282
Sub Harry Lyons	47	187	51	27	5	2	0	21	14	10	6	0	.273	.321	.323
C Jack Milligan (2)	42	147	34	16	5	6	1	25	14	2	14	1	.231	.367	.302
P Mark Baldwin (2)	45	134	17	12	4	2	0	9	8	2	38	0	.127	.187	.176
C Parke Wilson	31	114	28	16	4	1	2	21	7	5	9	0	.246	.351	.289
P Les German	22	74	23	10	0	1	0	15	5	1	1	0	.311	.338	.354
Sub Mike Kelly	20	67	18	9	1	0	0	15	6	3	5	0	.269	.284	.329
Sub Jack McMahan	11	30	10	5	2	1	0	4	2	0	0	0	.333	.467	.375
P Cannonball Crane (1)	12	26	12	8	1	0	0	3	7	0	0	0	.462	.500	.576
Sub Willie Keeler (1)	7	24	8	5	2	1	1	7	5	3	1	0	.333	.625	.448
P Charlie Petty	9	22	7	5	0	0	1	4	4	0	6	1	.318	.455	.444
P Silver King (1)	7	17	3	8	0	0	0	3	7	0	2	0	.176	.176	.417
P George Davies (2)	5	12	4	4	1	0	0	0	5	0	5	0	.333	.417	.529
P Crazy Schmit (2)	4	9	4	2	0	0	0	0	0	0	1	2	.444	.444	.545
Sub Shorty Howe	1	5	3	1	0	0	0	2	0	1	0	0	.600	.600	.600
Sub Bill Kinsler	1	3	0	1	0	0	0	0	1	0	1	0	.000	.000	.250
P Frank Foreman	2	3	0	0	0	0	0	0	0	0	0	0	.000	.000	.000
P Red Donahue	2	2	0	0	0	0	0	0	0	0	1	0	.000	.000	.000
P Seth Sigsby	1	1	0	0	0	0	0	0	0	0	0	0	.000	.000	.000
P Bumpus Jones (2)	1	0	0	0	0	0	0	0	1	0	0	0	—	—	1.000
	136	4858	1424	941	182	101	61	768	504	299	281	56	.293	.410	.366

1B—Connor 135, Crane 1, Doyle 1

2B—Ward 134, Keeler 2

SS—Fuller 130, Doyle 4, Keeler 2, Davis 1

3B—Davis 133, Doyle 3, Howe 1, Connor 1, German 1

OF—Burke 135, Tiernan 125, Stafford 67, Lyons 47, Doyle 29, Keeler 3, Kelly 1, German 1, Crane 1, Kinsler 1

C—Doyle 48, Milligan 42, Wilson 31, Kelly 17, McMahan 11

P—Rusie 56, Baldwin 45, German 20, Crane 10, Petty 9, King 7, Davies 5, Schmit 4, Foreman 2, Donahue 2, Jones 1, Sigsby 1

	Pos	G	TC	PO	A	DP	E	PB	FA
Connor	1B	135	1546	1423	83	70	40	—	.974
Burke	LF	135	326	278	19	2	29	—	.911
Ward	2B	134	885	348	464	41	73	—	.918
Davis	3B	133	550	181	305	27	64	—	.884
Fuller	SS	130	795	260	464	48	71	—	.911
Tiernan	RF	125	205	178	12	2	15	—	.927
Stafford	CF	67	152	129	8	4	15	—	.901
Rusie	P	56	152	23	114	5	15	—	.901
Doyle	C	48	270	186	62	7	22	20	.919
"	CF@	29	64	55	5	0	4		.938
Lyons	CF@	47	133	113	9	3	11	—	.917
Baldwin	P	45	82	25	52	1	6	—	.927
Milligan	C	42	273	188	67	5	18	21	.934
Wilson	C	25	130	106	20	1	4	11	.969
German	P	20	43	8	30	0	5	—	.884
Kelly	C	17	86	55	22	1	9	19	.895
McMahon	C	11	46	33	8	0	5	6	.891
Crane	P	10	18	2	14	0	2	—	.889
		136	5898	3632	1834	95	432	77	.927

	G	IP	H	GS	CG	W	L	SO	BB	Sh	Sv	ERA	HB	WP	HR
Amos Rusie	56	482	451	52	50	33	21	208	218	4	1	3.23	16	26	15
Mark Baldwin (2)	45	331.1	335	39	33	16	20	100	141	2	2*	4.10	12	13	6
Les German	20	152	162	18	14	8	8	35	70	0	0	4.14	9	6	6
Cannonball Crane (1)	10	68.1	84	7	4	2	4	11	41	0	0	5.93	6	3	3
Charlie Petty	9	54	66	6	4	5	2	12	28	0	0	3.33	1	4	0
Silver King (1)	7	49	69	7	4	3	4	13	26	0	0	8.63	2	5	4
George Davies (2)	5	36.1	41	1	1	1	1	7	13	0	0	6.19	0	1	1
Crazy Schmit (2)	4	20.2	30	4	1	0	2	5	17	0	0	7.40	2	1	0
Frank Foreman	2	5.2	19	1	0	0	1	0	10	0	0	27.00	1	0	0
Red Donahue	2	5	8	0	0	0	0	1	3	0	1	9.00	2	0	1
Bumpus Jones (2)	1	4	5	1	0	0	1	1	10	0	0	11.25	1	1	0
Seth Sigsby	1	3	1	0	0	0	0	2	4	0	0	9.00	1	0	0
	1211.1	1271	136	111	68	64	395	581	6	4	4	4.29	53	60	36

BROOKLYN**Dave Foutz**

Eastern Park

	G	AB	H	R	2B	3B	HR	RBI	BB	SB	SO	HBP	BA	SA	OBP
LF Dave Foutz	130	557	137	91	20	10	7	67	32	39	34	0	.246	.355	.287
2B Tom Daly	126	470	136	94	21	14	8	70	76	32	65	0	.289	.445	.388
SS Tommy Corcoran	115	459	126	61	11	10	2	58	27	14	12	2.	.275	.355	.318
RF Oyster Burns	109	415	112	68	22	8	7	60	36	14	16	4	.270	.412	.334
CF Mike Griffin	95	362	103	85	21	7	6	59	59	30	23	8	.285	.431	.396
3B George Shoch	94	327	86	53	17	1	2	54	48	9	13	5	.263	.339	.366
C Tom Kinslow	78	312	76	38	8	4	4	45	11	4	13	1	.244	.333	.272
1B Dan Brouthers	77	282	95	57	21	11	2	59	52	9	10	6	.337	.511	.450
C Con Daily	61	215	57	33	4	2	1	32	20	13	12	5	.265	.316	.342
Sub Danny Richardson	54	206	46	36	6	2	0	27	13	7	18	3	.223	.272	.279
Sub Harry Stovey (2)	48	175	44	43	6	6	1	29	44	22	11	0	.251	.371	.402
P Bill Kennedy	46	157	39	25	6	2	0	16	8	4	4	0	.248	.312	.285
Sub Gil Hatfield	34	120	35	24	3	3	2	19	17	9	5	2	.292	.417	.388
P Ed Stein	37	118	25	12	1	0	0	14	8	1	15	1	.212	.220	.265
P George Haddock	29	85	24	21	1	2	1	7	8	2	15	0	.282	.376	.344
Sub Willie Keeler (2)	20	80	25	14	1	1	1	9	4	2	4	1	.313	.388	.353

THE ANNUAL RECORD

	G	AB	H	R	2B	3B	HR	RBI	BB	SB	SO	HBP	BA	SA	OBP
P Tom Lovett	18	50	9	8	1	0	0	5	3	0	3	0	.180	.200	.226
P Dan Daub	12	42	8	6	0	0	0	4	4	2	7	0	.190	.190	.261
P George Sharrott	13	39	9	4	1	0	1	4	1	0	4	1	.231	.333	.268
Sub Candy LaChance	11	35	6	1	1	0	0	6	2	0	12	0	.171	.200	.237
P Cannonball Crane (2)	3	5	2	1	1	0	0	0	0	0	0	0	.400	.600	.400
	130	4511	1200	775	173	83	45	644	473	213	296	40	.266	.371	.341

1B—Brouthers 77, Foutz 54, Lovett 1
 2B—Daly 82, Richardson 46, Shoch 3, Griffin 2
 SS—Corcoran 115, Shoch 11, Richardson 3, Burns 1
 3B—Daly 45, Shoch 37, Hatfield 34, Keeler 12, Richardson 5
 OF—Burns 108, Griffin 93, Foutz 77, Stovey 48, Shoch 46, Daily 9, Keeler 8, Haddock 7, LaChance 5, Lovett 4, Kinslow 2, Crane 1
 C—Kinslow 76, Daily 51, LaChance 6
 P—Kennedy 46, Stein 37, Haddock 23, Lovett 14, Sharrott 13, Daub 12, Foutz 6, Crane 2

	Pos	G	TC	PO	A	DP	E	PB	FA
Corcoran	SS	115	730	218	444	44	68	—	.907
Burns	RF	108	191	159	19	5	13	—	.932
Griffin	CF	93	260	232	19	8	9	—	.965
Daly	2B	82	516	207	265	22	44	—	.915
"	3B	45	196	80	83	5	33	—	.832
Brouthers	1B	77	794	736	47	51	11	—	.986
Foutz	LF	77	183	157	10	1	16	—	.913
"	1B	54	608	578	19	19	11	—	.982
Kinslow	C	76	397	290	80	11	27	23	.932
Daily	C	51	279	215	46	2	18	7	.935
Stovey	LF@	48	131	115	3	0	13	—	.901
Shoch	CF@	46	102	84	7	0	11	—	.892
"	3B	37	123	48	66	5	9	—	.927
"	SS	11	73	25	42	2	6	—	.918
Richardson	2B	46	234	115	107	18	12	—	.949
Kennedy	P	46	131	12	109	6	10	—	.924
Stein	P	37	98	25	67	2	6	—	.939
Hatfield	3B	34	128	47	65	2	16	—	.875
Haddock	P	23	36	10	19	0	7	—	.806
Lovett	P	14	27	8	16	2	3	—	.889
Sharrott	P	13	26	5	17	1	4	—	.846
Keeler	3B	12	60	20	30	2	10	—	.833
Daub	P	12	44	7	35	1	2	—	.955
		130	5506	3459	1662	88	385	31	.930

	G	IP	H	GS	CG	W	L	SO	BB	Sh	Sv	ERA	HB	WP	HR
Bill Kennedy	46	382.2	376	44	40	25	20	107	168	2	1	3.72	7	12	15
Ed Stein	37	298.1	294	34	28	19	15	81	119	1	0	3.77	8	17	4
George Haddock	23	151	193	20	12	8	9	37	89	0	0	5.60	7	7	10
Dan Daub	12	103	104	12	12	6	6	25	61	0	0	3.84	5	6	3
Tom Lovett	14	96	134	8	6	3	5	15	35	0	1	6.56	6	1	2
George Sharrott	13	95	119	10	10	4	6	24	58	0	1	5.87	8	8	3
Dave Foutz	6	18	28	0	0	0	0	3	8	0	0	7.50	0	0	2
Cannonball Crane (2)	2	10	19	2	1	0	2	5	9	0	0	13.50	1	1	2
		1154	1262	130	109	65	63	297	547	3	3	4.55	42	52	41

CINCINNATI
Charlie Comiskey
 League Park I

	G	AB	H	R	2B	3B	HR	RBI	BB	SB	SO	HBP	BA	SA	OBP
3B Arlie Latham	127	531	150	101	18	6	2	49	62	57	20	10	.282	.350	.368
CF Bug Holliday	126	500	155	108	24	10	5	89	73	32	22	3	.310	.428	.401
SS Germany Smith	130	500	118	63	18	6	4	56	38	14	20	2	.236	.320	.293
2B Bid McPhee	127	491	138	101	17	11	3	68	94	25	20	4	.281	.379	.401
C Farmer Vaughn	121	483	135	68	17	12	1	108	35	16	17	3	.280	.371	.332
LF Jim Canavan	121	461	104	65	13	7	5	64	51	31	20	2	.226	.317	.305
1B Charlie Comiskey	64	259	57	38	12	1	0	26	11	9	2	2	.220	.274	.257
C Morg Murphy	57	200	47	25	5	1	1	19	14	1	35	3	.235	.285	.295
RF Jack McCarthy	49	195	55	28	8	3	0	22	22	6	7	0	.282	.354	.355
Sub Frank Motz	43	156	40	16	7	1	2	25	19	3	10	4	.256	.353	.352
Sub Piggy Ward (2)	41	150	42	44	4	1	0	10	37	27	10	6	.280	.320	.440
P Frank Dwyer	38	120	24	22	1	2	1	17	9	2	5	0	.200	.267	.256
P Icebox Chamberlain	34	97	19	9	4	1	0	10	5	3	10	2	.196	.258	.250
Sub George Henry	21	83	23	11	3	0	0	13	11	2	12	2	.277	.313	.375
P Mike Sullivan	27	79	16	7	2	0	1	7	2	2	9	0	.203	.266	.222
P Tom Parrott (2)	24	68	13	5	1	1	1	9	1	0	9	0	.191	.279	.203
P Tony Mullane (1)	16	52	15	11	0	0	1	6	5	1	3	3	.288	.346	.383
Sub Bob Caruthers (2)	13	48	14	14	2	0	1	8	16	4	1	1	.292	.396	.477
Sub Jud Smith (1)	17	43	10	7	1	0	1	5	9	1	5	0	.233	.326	.365
P Silver King (2)	17	37	6	5	1	1	0	1	8	0	14	0	.162	.243	.311
Sub Connie Murphy	6	17	3	3	1	0	0	2	1	0	2	0	.176	.235	.222
P Bumpus Jones (1)	6	16	4	3	1	1	0	0	1	1	2	0	.250	.438	.294
Sub Charlie Duffee	4	12	2	3	1	0	0	0	5	0	0	0	.167	.250	.412
P George Darby	4	10	3	1	0	0	0	1	1	0	0	0	.300	.300	.364
P George Cross	3	6	2	1	0	0	0	0	2	0	1	0	.333	.333	.500
Sub George Ulrich	1	3	0	0	0	0	0	0	1	1	0	1	.000	.000	.250
	131	4617	1195	759	161	65	29	615	532	238	256	48	.259	.341	.342

1B—Comiskey 64, Motz 43, Vaughn 21, McCarthy 2, Ward 1, M. Murphy 1, Holliday 1, Dwyer 1

2B—McPhee 127, Canavan 5

SS—G. Smith 130, J. Smith 1

3B—Latham 127, J. Smith 6, Mullane 1, Canavan 1

OF—Holiday 125, Canavan 116, McCarthy 47, Ward 40, Vaughn 23, Henry 21, Caruthers 13, J. Smith 9, Duffee 4, Ulrich 1, Dwyer 1, Parrott 1

C—Vaughn 80, M. Murphy 56, C. Murphy 4

P—Dwyer 37, Chamberlain 34, Sullivan 27, Parrott 22, King 17, Mullane 15, Jones 6, Darby 4, Cross 3

	Pos	G	TC	PO	A	DP	E	PB	FA
G. Smith	SS	130	803	250	500	67	53	—	.934
McPhee	2B	127	892	396	455	101	51	—	.954
Latham	3B	127	508	172	281	23	55	—	.892
Holliday	CF	125	301	270	14	4	17	—	.944
Canavan	LF	116	277	243	15	0	19	—	.931
Vaughn	C	80	358	270	77	10	11	28	.969
"	CF@	23	61	46	4	2	11		.820
"	1B	21	235	217	14	15	4		.983
Comiskey	1B	64	711	675	21	57	15	—	.979
M. Murphy	C	56	222	162	45	6	15	11	.932
McCarthy	RF	47	106	87	7	0	12	—	.887
Motz	1B	43	473	428	38	27	9	—	.981
Ward	CF	40	75	54	8	4	13	—	.827
Dwyer	P	37	101	33	66	5	2	—	.980
Chamberlain	P	34	59	8	46	0	5	—	.915

THE ANNUAL RECORD

	Pos	G	TC	PO	A	DP	E	PB	FA
Sullivan	P	27	61	11	40	4	10	—	.836
Parrott	P	22	59	14	40	1	5	—	.915
Henry	RF@	21	57	49	6	1	2	—	.965
King	P	17	27	4	22	1	1	—	.963
Mullane	P	15	32	2	29	1	2	—	.939
Caruthers	LF@	13	28	23	1	0	4	—	.857
		131	5622	3513	1788	138	321	43	.943

	G	IP	H	GS	CG	W	L	SO	BB	Sh	Sv	ERA	HB	WP	HR
Frank Dwyer	37	287.1	342	30	28	18	15	53	93	2	2	4.13	5	5	17
Icebox Chamberlain	34	241	248	27	19	16	12	59	112	1	0	3.73	15	5	3
Mike Sullivan	27	183.2	200	18	14	8	11	40	103	0	1	5.05	17	6	5
Tom Parrott (2)	22	154	174	17	11	10	7	33	70	1	0	4.09	9	7	1
Tony Mullane (1)	15	122.1	130	13	11	6	6	24	65	0	1*	4.41	9	8*	4
Silver King (2)	17	105	119	15	8	5	6	30	56	1	1	4.89	7	0	2
George Darby	4	29	41	3	2	1	1	6	18	0	0	7.76	3	1	3
Bumpus Jones (1)	6	28.2	37	5	2	1	3	6	23	0	0	10.05	5	2	1
George Cross	3	21	24	3	2	0	2	7	9	0	0	5.57	0	2	2
		1172	1305	131	97	65	63	258	549	4	5	4.55	70	36	38

BALTIMORE

Ned Hanlon

Union Park

	G	AB	H	R	2B	3B	HR	RBI	BB	SB	SO	HBP	BA	SA	OBP	
3B Billy Shindle	125	521	136	100	22	11	1	75	66	17	17	8	.261	.351	.353	
CF Joe Kelley	125	502	153	120	27	16	9	76	77	33	44	4	.305	.476	.401	
2B Heinie Reitz	130	490	140	90	17	13	1	76	65	24	32	7	.286	.380	.377	
SS John McGraw	127	480	154	123	9	10	5	64	101	38	11	16	.321	.413	.454	
RF George Treadway	115	458	119	76	16	17	1	67	58	24	50	4	.260	.376	.348	
1B Harry Taylor	88	360	102	50	9	1	1	54	32	24	11	3	.283	.322	.347	
C Wilbert Robinson	95	359	120	49	21	3	3	57	26	17	22	2	.334	.535	.382	
LF Jim Long	55	226	48	31	8	1	2	25	16	23	27	4	.212	.283	.276	
Sub Boileyard Clarke	49	183	32	23	1	3	1	24	19	2	14	6	.175	.230	.274	
P Sadie McMahon	43	148	36	13	3	0	0	22	5	1	11	2	.243	.264	.277	
Sub Tim O'Rourke (1)	31	135	49	22	4	1	0	19	12	5	4	2	.363	.407	.423	
P Tony Mullane (2)	38	114	26	15	2	1	0	14	5	5	14	0	.228	.263	.261	
Sub Jack Milligan (1)	24	102	25	19	5	2	1	19	5	2	7	2	.245	.363	.294	
Sub Steve Brodie (2)	25	97	35	18	7	2	0	19	12	8	2	3	.361	.474	.446	
P Bill Hawke (2)	29	93	16	8	2	0	1	9	7	0	20	0	.172	.226	.230	
P Pete McNabb	21	67	13	11	1	1	0	8	4	1	9	2	.194	.239	.160	
Sub Bob Gilks	15	64	17	10	2	0	0	7	0	3	3	1	.266	.297	.277	
P Kirtley Baker	19	57	17	9	1	1	0	6	8	1	6	0	.298	.351	.385	
Sub Hughie Jennings (2)	16	55	14	6	0	0	1	6	4	0	3	3	.255	.309	.339	
Sub Piggy Ward (1)	11	49	12	11	1	3	0	5	5	4	2	1	.245	.388	.327	
Sub Will Brown (1)	7	32	4	5	3	0	0	5	1	0	3	0	.125	.219	.152	
Sub Harry Stovey (1)	8	26	4	4	2	0	0	5	8	1	3	0	.154	.231	.353	
P Crazy Schmit (1)	9	21	5	4	1	0	0	2	2	0	6	0	.238	.286	.304	
P Jack Wadsworth	3	7	3	0	0	0	0	0	1	0	1	0	.429	.429	.500	
P Stub Brown	2	5	1	1	0	0	0	1	0	0	1	0	.200	.200	.200	
		130	4651	1281	820	164	86	27	665	539	233	323	70	.275	.365	.359

1B—Taylor 88, Milligan 22, Clarke 11, Brown 7, Ward 2, Robinson 1, Mullane 1
 2B—Reitz 130
 SS—McGraw 117, Jennings 15, O'Rourke 1
 3B—Shindle 125, O'Rourke 5
 OF—Kelley 125, Treadway 115, Long 55, Brodie 25, O'Rourke 25, Gilks 15, McGraw 11, Ward 9, Stovey 7, Baker 3, Mullane 2, Jennings 1
 C—Robinson 93, Clarke 38, Milligan 1
 P—McMahon 43, Mullane 34, Hawke 29, McNabb 21, Baker 15, Schmit 9, Wadsworth 3, Brown 2

	Pos	G	TC	PO	A	DP	E	PB	FA
Reitz	2B	130	784	315	421	62	48	—	.939
Shindle	3B	125	547	176	308	24	63	—	.885
Kelley	CF	125	350	307	22	4	21	—	.940
McGraw	SS	117	635	218	550	40	67	—	.894
Treadway	RF	115	243	192	27	4	24	—	.901
Robinson	C	93	445	349	70	8	26	26	.942
Taylor	1B	88	948	882	43	58	23	—	.976
Long	LF	55	131	109	8	1	14	—	.893
McMahon	P	43	109	16	75	2	18	—	.835
Clarke	C	38	198	135	45	3	18	17	.909
"	1B	11	102	97	3	5	2	—	.980
Mullane	P	34	87	22	60	2	5	—	.943
Hawke	P	29	75	18	48	0	9	—	.880
Brodie	LF@	25	54	50	2	0	2	—	.963
O'Rourke	LF@	25	50	48	1	0	1	—	.980
Milligan	1B	22	208	187	17	10	4	1	.981
McNabb	P	21	47	11	31	1	5	—	.894
Jennings	SS	15	79	34	36	4	9	—	.886
Baker	P	15	43	8	32	1	3	—	.930
Gilks	RF@	15	32	26	5	1	1	—	.969
		130	5386	3369	1633	95	384	44	.929

	G	IP	H	GS	CG	W	L	SO	BB	Sh	Sv	ERA	HB	WP	HR
Sadie McMahon	43	346.1	378	40	35	23	18	79	156	0	1	4.37	9	17	6
Tony Mullane (2)	34	244.2	277	26	23	12	16	71	124	0	1*	4.45	7	21*	4
Bill Hawke (2) #	29	225	248	29	22	11	16	69	108	1	0	4.76	9	12	8
Pete McNabb	21	142	167	14	12	8	7	18	53	0	0	4.12	8	3	5
Kirtley Baker	15	91.2	138	12	8	3	8	26	58	0	0	8.44	5	6	5
Crazy Schmit (1)	9	49	67	6	4	3	2	10	22	0	0	6.61	2	3	1
Jack Wadsworth	3	16	37	3	0	0	3	2	8	0	0	11.25	0	4	0
Stub Brown	2	9	13	0	0	0	0	0	5	0	0	6.00	1	1	0
	1123.2	1325	130	104	60	70	275	534	1	2	4.97	41	67	29	

No-hit game 5-0 vs Washington, August 16

CHICAGO

Cap Anson

South Side Park (8 games); West Side Park II (64 games)

	G	AB	H	R	2B	3B	HR	RBI	BB	SB	SO	HBP	BA	SA	OBP
SS Bill Dahlen	116	485	146	113	28	15	5	64	58	31	30	5	.301	.452	.381
2B Bill Lange	117	469	132	92	8	7	8	88	52	47	20	4	.281	.380	.358
RF Sam Dungan	107	465	138	86	23	7	2	64	29	11	8	9	.297	.389	.350
3B Jiggs Parrott	110	455	111	54	10	9	1	65	13	25	25	1	.244	.312	.267
1B Cap Anson	103	398	125	70	24	2	0	91	68	13	12	1	.314	.384	.415
LF Walt Wilmot	94	392	118	69	14	14	3	61	40	39	8	1	.301	.431	.367

THE ANNUAL RECORD

	G	AB	H	R	2B	3B	HR	RBI	BB	SB	SO	HBP	BA	SA	OBP
CF Jimmy Ryan	83	341	102	82	21	7	3	30	59	8	25	3	.299	.428	.407
Sub George Decker	81	328	89	57	9	8	2	48	24	22	22	2	.271	.366	.325
C Mal Kittridge	70	255	59	32	9	5	2	30	17	3	15	0	.231	.329	.279
C Pop Schriver	64	229	65	49	8	3	4	34	14	4	9	4	.284	.397	.336
P Bill Hutchison	46	162	41	14	7	3	0	25	7	2	20	0	.253	.333	.284
Sub Lew Camp	38	156	41	37	7	7	2	17	19	30	30	1	.263	.436	.347
P Willie McGill	40	124	29	18	4	0	0	13	20	5	13	1	.234	.266	.345
Sub Charlie Irwin	21	82	25	14	6	2	0	13	10	4	1	2	.305	.427	.394
Sub Bob Glenalvin	16	61	21	11	3	1	0	12	7	7	3	0	.344	.426	.412
P Al Mauck	23	61	9	2	0	0	0	4	3	0	9	0	.148	.148	.148
P Fritz Clausen (1)	10	33	4	2	0	0	0	0	2	0	1	0	.121	.121	.171
P Tom Parrott (1)	7	27	7	4	1	0	0	3	1	0	2	0	.259	.296	.286
P Bert Abbey	7	26	6	2	1	0	0	2	2	0	2	0	.231	.269	.286
P Gus McGinnis (1)	13	25	6	8	0	0	0	7	9	0	2	0	.240	.240	.441
Sub Bill Eagan	6	19	5	3	0	0	0	2	5	4	5	0	.263	.263	.417
P Frank Donnelly	8	18	8	4	1	2	0	3	2	0	2	0	.444	.722	.500
Sub John O'Brien	4	14	5	3	0	1	0	1	2	0	2	0	.357	.500	.471
Sub Henry Lynch	4	14	3	0	2	0	0	2	1	0	1	0	.214	.357	.267
P Clark Griffith	4	11	2	1	0	0	0	2	0	0	1	0	.182	.182	.182
P Sam Shaw	2	7	2	1	0	0	0	1	0	0	2	0	.286	.286	.286
Sub Bob Caruthers (1)	1	3	0	0	0	0	0	0	0	0	1	0	.000	.000	.000
P Jim Hughey	2	2	0	1	0	0	0	0	1	0	1	1	.000	.000	.500
P Gus Yost	1	1	0	0	0	0	0	0	0	0	0	0	.000	.000	.000
P Doc Parker	1	1	0	0	0	0	0	0	0	0	0	0	.000	.000	.000
P Abe Johnson	1	0	0	0	0	0	0	0	0	0	0	0	—	—	—
	128	4664	1299	829	186	93	32	682	465	255	262	36	.279	.379	.348

1B—Anson 101, Decker 27, T. Parrott 1
 2B—Lange 57, Decker 20, Glenalvin 16, Dahlen 10, Camp 9, J. Parrott 7, Eagan 6, O'Brien 4, T. Parrott 1
 SS—Dahlen 88, Irwin 21, Ryan 10, Lange 7, Camp 3, Decker 2
 3B—J. Parrott 99, Camp 16, Lange 8, Dahlen 3, T. Parrott 2
 OF—Dungan 107, Wilmot 93, Ryan 73, Lange 40, Decker 33, Dahlen 17, Camp 11, Schriver 5, J. Parrott 4, Lynch 4,
 Hutchison 2, Caruthers 1, McGinnis 1
 C—Kittridge 70, Schriver 56, Lange 7
 P—Hutchison 44, McGill 39, Mauck 23, McGinnis 13, Clausen 10, Donnelly 7, Abbey 7, T. Parrott 4, Griffith 4,
 Hughey 2, Shaw 2, Parker 1, Ryan 1, Johnson 1, Yost 1

	Pos	G	TC	PO	A	DP	E	PB	FA
Dungan	RF	107	212	175	20	3	17	—	.920
Anson	1B	101	1061	997	44	59	20	—	.981
Parrott	3B	99	438	145	251	21	42	—	.904
Wilmot	LF	93	245	198	16	1	31	—	.873
Dahlen	SS	88	600	229	306	33	65	—	.892
"	CF@	17	31	27	2	1	2		.935
"	2B	10	55	27	24	1	4		.927
Ryan	CF	73	196	162	16	2	18	—	.908
"	SS	10	50	20	23	2	7		.860
Kittridge	C	70	363	260	81	4	22	11	.939
Lange	2B	57	374	151	181	21	42	6	.888
"	CF@	40	109	97	7	1	5		.954
Schrive	C	56	299	215	62	8	22	21	.926
Hutchison	P	44	82	13	62	3	7	—	.915
McGill	P	39	55	7	42	3	6	—	.891
Decker	LF@	33	74	55	10	2	9	—	.878
"	1B	27	260	245	10	18	5		.981
"	2B	20	104	32	55	5	17		.837
Mauck	P	23	38	2	32	0	4	—	.895
Irwin	SS	21	133	55	66	10	12	—	.910

	Pos	G	TC	PO	A	DP	E	PB	FA
Glenalvin	2B	16	83	35	42	4	6	—	.928
Camp	3B	16	59	23	27	2	9	—	.847
"	RF@	11	18	14	0	0	4		.778
McGinnis	P	13	20	2	17	1	1	—	.950
Clausen	P	10	21	5	15	1	1	—	.952
		128	5382	3345	1616	92	421	38	.922

	G	IP	H	GS	CG	W	L	SO	BB	Sh	Sv	ERA	HB	WP	HR
Bill Hutchison	44	348.1	420	40	38	16	24	80	156	2	0	4.75	13	12	9
Willie McGill	39	302.2	311	34	26	17	18	91	181	1	0	4.61	14	5	6
Al Mauck	23	143	168	18	12	8	10	23	60	1	0	4.41	9	9	2
Fritz Clausen (2)	10	76	71	9	8	6	2	31	39	0	1	3.08	5	6	1
Gus McGinnis (1)	13	67.1	85	5	3	2	5	13	31	0	0	5.35	3	4	2
Bert Abbey	7	56	74	7	5	2	4	6	20	0	0	5.46	4	2	1
Frank Donnelly	7	42	51	5	3	3	1	6	17	0	2	5.36	4	2	1
Tom Parrott (1)	4	27	35	3	2	0	3	7	17	0	0	6.67	0	0	1
Clark Griffith	4	19.2	24	2	2	1	2	9	5	0	0	5.03	1	0	1
Sam Shaw	2	16	12	2	1	1	0	1	13	0	0	5.63	9	0	2
Jim Hughey	2	9	14	2	1	0	1	4	3	0	0	11.00	1	0	0
Jimmy Ryan	1	4.2	3	0	0	0	0	1	0	0	0	0.00	0	0	0
Gus Yost	1	2.2	3	1	0	0	1	1	8	0	0	13.50	0	1	0
Doc Parker	1	2	5	0	0	0	0	0	1	0	1	13.50	0	0	0
Abe Johnson	1	1	2	0	0	0	0	0	2	0	1	36.00	0	1	0
		1117.1	1278	128	101	56	71	273	553	4	5	4.81	63	42	26

ST. LOUIS

Bill Watkins

Sportsman's Park II (later known as League Park and Robison Field)

	G	AB	H	R	2B	3B	HR	RBI	BB	SB	SO	HBP	BA	SA	OBP
RF Tommy Dowd	132	581	164	114	18	7	1	54	49	59	23	2	.282	.343	.340
2B Joe Quinn	135	547	126	68	18	6	0	71	33	24	7	4	.230	.285	.279
1B Perry Werden	125	500	138	73	22	29	1	94	49	11	25	7	.276	.442	.349
CF Steve Brodie (1)	107	469	149	71	16	8	2	79	33	41	16	11	.318	.399	.376
3B Jack Crooks	128	448	106	93	10	9	1	48	121	31	37	9	.237	.306	.408
C Heinie Peitz	96	362	92	53	12	9	1	45	54	12	20	1	.254	.345	.353
UT Frank Shugart (2)	59	246	69	41	10	4	0	28	22	13	10	6	.280	.354	.354
P Kid Gleason	59	199	51	25	6	4	0	20	19	2	8	2	.256	.327	.315
SS Jack Glasscock (1)	48	195	56	32	8	1	1	26	25	20	3	5	.287	.354	.382
SS Bones Ely	44	178	45	25	1	6	0	16	17	2	13	0	.253	.326	.318
LF Charlie Frank	40	164	55	29	6	3	1	17	18	8	8	2	.335	.427	.408
P Ted Breitenstein	49	160	29	20	1	1	1	14	18	3	15	1	.181	.219	.268
Sub Joe Gunson (1)	40	151	41	20	5	0	0	15	6	0	6	5	.272	.305	.321
Sub Dick Cooley	29	107	37	20	2	3	0	21	8	8	9	0	.346	.421	.391
Sub Jimmy Bannon	26	107	36	9	3	4	0	15	4	8	5	1	.336	.439	.366
Sub Sandy Griffin	23	92	18	9	1	1	0	9	16	2	2	0	.196	.228	.315
P Pink Hawley	31	91	26	10	7	3	0	17	11	1	16	1	.286	.429	.369
P Dad Clarkson	25	75	10	8	1	0	0	5	9	0	16	0	.133	.147	.226
Sub Art Twineham	14	48	15	8	2	0	0	11	1	0	2	1	.313	.354	.340
Sub Lew Whistler (2)	10	38	9	5	1	0	0	2	3	0	2	0	.237	.263	.293
Sub Bill Goodenough	10	31	5	4	1	0	0	2	3	2	4	3	.161	.194	.297
Sub Denny O'Neill	7	25	3	3	0	0	0	2	4	3	0	0	.120	.120	.241
Sub Dick Buckley	9	23	4	2	1	0	0	1	0	0	0	0	.174	.217	.174
Sub Pat McCauley	5	16	1	0	0	0	0	0	0	0	1	0	.063	.063	.063
Sub Jud Smith (2)	4	13	1	1	0	0	0	0	1	0	2	1	.077	.077	.200
P John Dolan	3	7	1	1	0	0	1	3	0	0	1	0	.143	.571	.143

THE ANNUAL RECORD

	G	AB	H	R	2B	3B	HR	RBI	BB	SB	SO	HBP	BA	SA	OBP
P Bill Hawke (1)	1	3	1	0	0	0	0	1	0	0	0	0	.333	.333	.333
P Frank Pears	1	2	0	0	0	0	0	0	0	0	0	0	.000	.000	.000
Sub Kid Summers	2	1	0	1	0	0	0	0	0	0	0	1	.000	.000	.500
	135	4879	1288	745	152	98	10	616	524	250	251	63	.264	.341	.343

1B—Werden 124, O'Neill 7, Peitz 5, Whistler 1
 2B—Quinn 135, Dowd 1
 SS—Glasscock 48, Ely 44, Shugart 23, Peitz 11, Cooley 5, Crooks 4, Bannon 2, Gleason 1
 3B—Crooks 123, Shugart 9, Smith 4
 OF—Dowd 132, Brodie 107, Frank 40, Shugart 28, Bannon 24, Griffin 23, Cooley 15, Gleason 11, Peitz 10, Goodenough 10, Whistler 9, Gunson 5, Breitenstein 2, Summers 1, Werden 1, Clarkson 1
 C—Peitz 74, Gunson 35, Twineham 14, Cooley 10, Buckley 9, McCauley 5, Summers 1, Crooks 1
 P—Breitenstein 48, Gleason 48, Hawley 31, Clarkson 24, Dolan 3, Hawke 1, Pears 1, Bannon 1

	Pos	G	TC	PO	A	DP	E	PB	FA
Quinn	2B	135	764	354	366	63	44	—	.942
Dowd	RF	132	267	225	27	9	15	—	.944
Werden	1B	124	1317	1194	81	75	42	—	.968
Crooks	3B	123	546	210	286	19	50	4	.908
Brodie	CF	107	309	273	21	7	15	—	.951
Peitz	C	74	403	296	86	7	21	27	.948
"	SS	11	62	25	28	5	9		.855
"	LF@	10	20	17	1	0	2		.900
Gleason	P	48	129	30	87	3	12	—	.907
"	LF@	11	23	21	1	0	1		.957
Glasscock	SS	48	269	85	159	19	25	—	.907
Breitenstein	P	48	132	42	82	4	8	—	.939
Ely	SS	44	262	98	139	16	25	—	.905
Frank	LF	40	100	84	9	1	7	—	.930
Gunson	C	35	179	130	36	4	13	10	.927
Hawley	P	31	58	8	40	1	10	—	.828
Shugart	CF@	28	75	59	9	1	7	—	.907
"	SS	23	133	35	76	8	22		.835
Clarkson	P	24	66	11	47	1	8	—	.879
Bannon	LF@	24	39	29	2	0	8	—	.795
Griffin	LF@	23	53	46	2	0	5	—	.906
Cooley	LF@	15	19	17	1	0	1		.947
"	C	10	30	23	6	0	1	6	.967
Twineham	C	14	69	48	16	1	5	9	.928
Goodenough	OF@	10	25	21	1	0	3	—	.880
		135	5699	3618	1683	110	398	62	.930

	G	IP	H	GS	CG	W	L	SO	BB	Sh	Sv	ERA	HB	WP	HR
Ted Breitenstein	48	382.2	359	42	38	19	24	102	156	1	1	3.18	8	9	8
Kid Gleason	48	380.1	436	45	37	21	22	86	187	1	1	4.61	10	16	18
Pink Hawley	31	227	259	24	21	5	17	73	103	0	1	4.60	20	9	5
Dad Clarkson	24	186.1	194	21	17	12	9	37	79	1	0	3.48	14	10	4
John Dolan	3	17.1	26	1	1	0	1	1	7	0	1	4.15	1	0	2
Bill Hawke (1)	1	5.1	9	1	0	0	1	1	3	0	0	5.06	0	0	0
Jimmy Bannon	1	4	10	1	0	0	1	1	5	0	0	22.50	2	0	1
Frank Pears	1	3.1	9	0	0	0	0	0	2	0	0	13.50	1	1	0
		1207	1292	135	114	57	75	301	542	3	4	4.06	56	45	38

LOUISVILLE

Billy Barnie

Eclipse Park II

	G	AB	H	R	2B	3B	HR	RBI	BB	SB	SO	HBP	BA	SA	OBP
CF Tom Brown	122	529	127	104	15	7	5	54	56	66	63	5	.240	.323	.319
2B Fred Pfeffer	125	508	129	85	29	12	3	75	51	32	18	0	.254	.376	.322
1B Will Brown (2)	11	461	140	80	23	7	1	85	50	9	32	1	.304	.390	.373
3B George Pinkney	118	446	105	64	12	6	1	62	50	12	8	8	.235	.296	.323
RF Buck Weaver	106	439	128	79	17	7	2	49	27	17	12	11	.292	.376	.348
C John Grim	99	415	111	68	19	8	3	54	12	15	10	9	.267	.373	.303
SS Tim O'Rourke (2)	92	352	99	80	8	4	0	53	77	22	15	8	.281	.327	.421
LF Pete Browning	57	220	78	38	11	3	1	37	44	8	15	2	.355	.445	.466
P Scott Stratton	60	217	49	34	8	5	0	16	25	6	15	1	.226	.309	.309
Sub Larry Twitchell	45	187	58	37	11	3	2	31	17	7	20	3	.310	.433	.377
Sub Jerry Denny	44	175	43	22	5	4	1	22	9	4	15	0	.246	.337	.283
P George Hemming	45	158	32	17	5	2	0	19	12	0	20	0	.203	.259	.259
Sub Hughie Jennings (1)	23	88	12	6	3	0	0	9	3	0	3	1	.136	.170	.174
P Jock Menefee	22	73	20	10	2	1	0	12	13	2	5	1	.274	.329	.391
P Dusty Rhodes	20	70	9	6	1	2	0	7	8	0	26	0	.129	.200	.218
Sub Lew Whistler (1)	13	47	10	5	1	1	0	9	5	1	5	1	.213	.277	.302
Sub Curt Welch	14	47	8	5	1	0	0	2	16	1	4	2	.170	.191	.400
Sub Jerry Harrington	10	36	4	4	1	0	0	6	3	0	9	0	.111	.139	.179
Sub Bob Clark	12	28	3	3	1	0	0	3	5	0	5	0	.107	.143	.242
P Bill Whitrock	8	25	7	5	0	1	0	4	1	1	1	1	.280	.360	.333
P Matt Kilroy	5	16	7	4	3	0	0	3	1	0	3	0	.438	.625	.471
P Fritz Clausen (1)	5	14	3	2	0	0	0	2	0	0	1	0	.214	.214	.214
P Billy Rhines	5	11	1	0	0	0	0	0	0	0	0	0	.091	.091	.091
P Con Lucid	2	3	1	1	0	0	0	0	0	0	1	0	.333	.333	.333
P Billy Gumbert	1	1	1	0	1	0	0	2	0	0	0	0	1.000	2.000	1.000
	126	4566	1185	759	177	73	19	616	485	203	306	54	.260	.343	.338

1B—W. Brown 111, Whistler 13, Grim 3, Stratton 1

2B—Pfeffer 125, Grim 2

SS—O'Rourke 60, Denny 42, Jennings 23, Clark 1, Grim 1

3B—Pinkney 118, O'Rourke 6, Denny 2

OF—T. Brown 122, Weaver 85, Browning 57, Twitchell 45, O'Rourke 26, Stratton 23, Welch 14, Menefee 7, Hemming 4, Clark 1, Whitrock 1, Grim 1

C—Grim 92, Weaver 21, Clark 10, Harrington 10, Brown 1

P—Hemming 41, Stratton 37, Rhodes 20, Menefee 15, Whitrock 8, Clausen 5, Rhines 5, Kilroy 5, Lucid 2, Gumbert 1

	Pos	G	TC	PO	A	DP	E	PB	FA
Pfeffer	2B	125	802	355	398	74	49	—	.939
T. Brown	CF	122	407	339	39	13	29	1	.929
Pinkney	3B	118	439	126	279	26	34	—	.923
W. Brown	1B	111	1156	1082	51	76	13	0	.989*
Grim	C	92	413	281	112	15	20	28	.952
Weaver	RF	85	184	151	17	2	16	—	.913
"	C	21	80	57	20	3	3	7	.963
O'Rourke	SS	60	340	118	176	26	46	—	.865
"	RF@	26	30	25	3	0	2	—	.933
Browning	LF	57	135	114	5	1	16	—	.881
Twitchell	LF@	45	111	91	6	0	14	—	.874
Denny	SS	42	250	91	139	16	20	—	.920
Hemming	P	41	106	19	80	2	7	—	.934
Stratton	P	38	120	25	92	2	3	—	.975
"	LF@	23	43	34	4	2	5	—	.884
Jennings	SS	23	158	52	90	11	16	—	.899
Rhodes	P	20	34	3	26	0	5	—	.853

THE ANNUAL RECORD

	Pos	G	TC	PO	A	DP	E	PB	FA
Menefee	P	15	46	6	36	1	4	—	.913
Welch	LF@	14	34	29	2	0	3	—	.912
Whistler	1B	13	148	132	8	8	8	—	.946
Harrington	C	10	34	23	6	1	5	3	.853
Clark	C	10	19	9	9	1	1	1	.947
		126	5233	3237	1666	111	330	40	.937

	G	IP	H	GS	CG	W	L	SO	BB	Sh	Sv	ERA	HB	WP	HR
George Hemming	41	332	369	32	32	18	17	79	176	1	1	5.10	15	9	7
Scott Stratton	37	314.2	445	35	34	12	23	43	100	1	0	5.43	8	7	8
Dusty Rhodes	20	151.2	244	19	17	5	12	22	66	0	0	7.60	10	1	10
Jock Menefee	15	129.1	150	15	14	8	7	30	40	1	0	4.24	3	5	3
Bill Whitrock	8	46.2	64	8	5	2	5	8	18	0	0	8.10	4	1	3
Matt Kilroy	5	35	57	5	5	3	2	4	23	1	0	9.00	4	2	2
Fritz Clausen (1)	5	33	41	5	3	1	4	4	22	0	0	6.00	1	3	2
Billy Rhines	5	31	49	5	3	1	4	0	19	0	0	8.71	3	0	3
Con Lucid	3	6	10	1	0	0	1	0	10	0	0	15.00	1	1	0
Billy Gumbert	1	0.2	2	1	0	0	0	0	5	0	0	27.00	0	0	0
		1080	1431	126	113	50	75	190	479	4	1	5.90	49	29	38

WASHINGTON

Jim O'Rourke

Boundary Field

	G	AB	H	R	2B	3B	HR	RBI	BB	SB	SO	HBP	BA	SA	OBP	
CF Dummy Hoy	130	564	138	106	12	6	0	45	66	48	9	13	.245	.287	.337	
LF Jim O'Rourke	129	547	157	75	22	5	2	95	49	15	26	8	.287	.356	.354	
2B Sam Wise	122	521	162	102	27	17	5	77	49	20	27	4	.311	.457	.375	
C Duke Farrell	124	511	143	84	13	13	4	75	47	11	12	5	.280	.380	.348	
SS Joe Sullivan	128	508	134	72	16	13	2	64	36	7	24	8	.264	.358	.322	
RF Paul Radford	124	464	106	87	18	3	2	34	104	32	42	8	.228	.293	.378	
1B Ted Larkin	81	319	101	54	20	3	4	73	50	1	5	8	.317	.436	.422	
C Deacon McGuire	63	237	61	29	14	3	1	26	26	3	12	3	.257	.354	.338	
3B Joe Mulvey	55	226	53	21	9	4	0	19	7	2	8	2	.235	.310	.264	
Sub Cub Stricker	59	218	40	28	7	1	0	20	20	4	12	0	.183	.225	.248	
P Duke Esper	42	143	41	15	6	3	0	24	14	0	12	1	.287	.371	.354	
P Al Maul	44	134	34	10	8	4	0	12	33	1	14	1	.254	.373	.405	
Sub Charlie Abbey	31	116	30	11	1	4	0	12	12	9	6	1	.259	.336	.333	
P Jouett Meekin	33	113	29	15	3	2	3	20	4	0	11	0	.257	.398	.282	
P Jesse Duryea	17	47	13	6	4	0	0	6	3	0	9	1	.277	.362	.333	
P Otis Stocksdale	12	40	12	7	0	2	0	6	2	1	2	0	.300	.400	.333	
P Ben Stephens	9	29	3	0	0	0	0	0	1	0	5	0	.103	.103	.133	
P John Graff	2	5	1	0	0	0	0	0	0	0	1	0	.200	.200	.200	
		130	4742	1258	722	180	83	23	608	523	154	237	63	.265	.353	.346

1B—Larkin 81, O'Rourke 33, McGuire 12, Farrell 3, Radford 1, Stocksdale 1

2B—Wise 91, Stricker 39, Radford 1

SS—Sullivan 128, Stricker 4

3B—Mulvey 55, Farrell 41, Wise 31, Stricker 4

OF—Hoy 130, Radford 123, O'Rourke 87, Abbey 31, Stricker 12, Maul 7, Meekin 3, Stocksdale 1

C—Farrell 81, McGuire 50, O'Rourke 9

P—Esper 42, Maul 37, Meekin 31, Duryea 17, Stocksdale 11, Stephens 9, Graff 2, Radford 1

	Pos	G	TC	PO	A	DP	E	PB	FA
Hoy	CF	130	344	281	26	8	37	—	.892
Sullivan	SS	128	731	233	396	34	102	—	.860
Radford	RF	123	252	198	29	4	25	—	.901
Wise	2B	91	668	315	302	45	51	—	.924
"	3B	31	136	30	78	8	28		.794
O'Rourke	LF	87	205	174	16	2	15	7	.927
"	1B	33	305	277	19	15	9		.970
Larkin	1B	81	841	781	29	48	31	—	.963
Farrell	C	81	481	304	140	5	37	22	.923
"	3B	41	180	70	90	5	20		.889
Mulvey	3B	55	247	76	140	10	31	—	.874
McGuire	C	50	244	172	45	3	27	17	.889
"	1B	12	133	115	11	11	7		.947
Esper	P	42	102	14	79	0	9	—	.912
Stricker	2B	39	289	131	130	22	28	—	.903
"	LF@	12	27	23	3	1	1		.963
Maul	P	37	90	11	69	1	10	—	.889
Abbey	LF@	31	79	68	6	1	5	—	.937
Meekin	P	31	72	12	53	3	7	—	.903
Duryea	P	17	35	4	29	0	2	—	.943
Stocksdale	P	11	26	9	16	0	1	—	.962
		130	5671	3411	1763	96	497	46	.912

	G	IP	H	GS	CG	W	L	SO	BB	Sh	Sv	ERA	HB	WP	HR
Duke Esper	42	334.1	442	36	34	12	28	78	156	0	0	4.71	12	6	13
Al Maul	37	297	355	33	29	12	21	72	144	1	0	5.30	18	11	17
Jouett Meekin	31	245	289	28	24	10	15	91	140	1	0	4.96	7	11	6
Jesse Duryea	17	117	182	15	9	4	10	20	56	0	0	7.54	13	7	9
Otis Stocksdale	11	69	111	11	7	2	8	12	32	0	0	8.22	5	2	4
Ben Stephens	9	63.2	83	6	6	0	6	14	31	0	0	5.80	4	2	6
John Graff	2	12	21	1	1	0	1	4	13	0	0	11.25	1	0	2
Paul Radford	1	1	2	0	0	0	0	1	2	0	0	18.00	0	0	2
	1139	1485	130	110	40	89	292	574	2	0	0	5.56	60	39	54

1894

THE BIRDS SOAR

Weary of watching batters deliberately bunt pitches foul without penalty, rulesmakers decreed in 1894 that a foul hit resulting from a sacrifice bunt attempt was now a strike but at the same time determined that sacrifice hits would become an official statistic. A third and even more significant rule change was the institution of the first infield fly rule, thereupon eliminating the “trapped ball” play perfected by such infielders as Bid McPhee and Fred Pfeffer, who would purposely let infield pops fall safely with runners on base and less than two out in order to turn easy double and sometimes even triple plays. Though these new rules seemingly, if anything, should have reduced batting averages a notch or two, the 1894 season unleashed the greatest offensive deluge in history. The League-Association batted .309 as a whole, and each game featured an average of 15 runs and more than 22 hits.

Why it was that hitters really feasted the second year—rather than the first year—after the pitching rules were altered will probably never be fully understood, but the fans definitely seemed to respond to the acceleration in offense. Attendance figures rose again in 1894 and would continue to climb until 1896. Yet while many team owners were turning a handsome profit, they were not about to share it. The 1890 Players League war had been instrumental in hiking major league salaries to a \$2,000 minimum, but by 1894 the Philadelphia Phillies had a salary maximum of \$1,800, and rookies with most major league clubs earned between \$600 and \$700. What was more, many teams revived the old penny-pinching tactic of forcing substitutes to double as ticket takers and groundskeepers. Unable to vent their frustration anywhere else, players began expressing it on the field of play. By 1893 only 54 of the 128 players active in the Players League were still in the majors, many having quit because they found the changes in the game too debilitating. In their stead arrived a new breed of player whose game was built on rowdyball and intimidation. The 1894 season was the first to demonstrate that roughhouse tactics, which heretofore had brought only opprobrium to their practitioners, could pay rich dividends in the standings if not necessarily at the box office. The Baltimore Orioles, expert

TRADER NED

No provision was made for player trades between teams in the original National Agreement. Accordingly there were few such transactions until after the National League and the American Association merged, and prior to then players customarily changed teams during periods of inter-league war—as in 1884-85, 1889-90 and 1891-92—or when they were released, sold or otherwise wore out their welcome.

By 1893 the climate had changed. Previously players had often short-circuited potential trades simply by refusing to sign a contract with their proposed new team, but the merger of the two major leagues and the concomitant reduction in jobs eliminated that freedom. Baltimore's Ned Hanlon was quick to seize upon what he saw as a new and easy method to rebuild his team. Hanlon's 1894-97 Orioles were the first dynasty to be assembled to a large extent via the trade route. Here's how Hanlon gathered the key members of his 1894 flock:

- Holdovers from the 1891 AA Orioles:** 3B, John McGraw; C, Wilbert Robinson; P, Sadie McMahon
- From Pittsburgh:** LF, Joe Kelley and \$2,000 cash in a September 1892 trade for George Van Haltren (the only deal where Hanlon gave up a player of anything close to equal value)
- From Louisville:** (1) SS, Hughie Jennings and 1B, Harry Taylor in a June 1893 trade for 3B, Tim O'Rourke and cash; (2) P, George Hemming, a 20-game winner in 1895, in a late 1894 trade for P, Bert Inks and cash
- From Brooklyn:** LF, Willie Keeler and 1B, Dan Brouthers in a January 1894 trade for George Treadway and Billy Shindle
- From St. Louis:** (1) CF, Steve Brodie for cash in August 1893; (2) P-2B, Kid Gleason for cash in June 1894
- From Washington:** P, Duke Esper for cash in July 1894
- From the minors:** 2B, Heinie Reitz in 1894

at spiking, tripping and grabbing the belts of enemy base runners when an umpire was not looking, were the surprise pennant winner. Meanwhile, the Cleveland Spiders, equally adept at physically daunting opponents and terrorizing umpires, drew the second fewest home fans in the majors despite finishing in the first division.

By the spring of 1894 the Orioles had just three regulars who had been with them two years earlier when the two major leagues merged. Most of the new team members had been acquired by manager Ned Hanlon via a string of deft trades. Since Baltimore had finished last in 1892 and just eighth the following year, the Orioles caught the rest of the League-Association napping and held a four-game lead on June 25 after they opened the 1894 campaign by winning

TUCK IN LUCK

Tuck Turner was doubly blessed. As a rookie in 1893, he debuted in the season the pitching distance was increased to 60'6", and he also happened to join the Phillies, the most potent offensive force in the majors. Turner immediately fell into step, hitting .323. In 1894, when the Phillies' team batting average went through the stratosphere, Turner jumped to the head of the parade, leading the club at .416. Since the Phils three incumbent outfield regulars—Sam Thompson, Ed Delahanty and Billy Hamilton—also hit around .400, he saw only spot duty. The same thing happened in 1895 when he hit .386 but got just 210 at bats.

Still Turner finished the 1895 season as the first player to compile a .380+ career batting average in his first 800 at bats in the majors. Only one other player in the years since—Joe Jackson—has matched Turner's meteoric start.

ON THE ROAD AGAIN WITH DUKE

In 1894 Giants catcher Duke Farrell became the first and, thus far, the only major leaguer ever to compile 100 or more hits six years in a row for six different teams. Though his whirlwind odyssey was about to slow down, his career would become no less strange. Farrell played 11 more years in the majors, during which he only changed teams three more times, but just once was he again able to achieve as many as 100 hits in a season. Meanwhile he developed into the game's first great pinch hitter. At the close of his career in 1905, Farrell held the major league career records for both the most pinch hits (23) and the highest batting average in pinch roles (.389). Nothing he did in 1894 offered any hint of what was ahead. Farrell ended that season hitless in his only career pinch hit at bat to that point.

24 of their first 34 games. But a collective hitting slump sent the Orioles into a tailspin that left them five games behind Boston by the end of July. Hanlon then attempted to stop Boston's three-year championship reign by appointing third baseman John McGraw his cleanup hitter and hard-hitting Joe Kelley his leadoff man. Even though McGraw had little power and ended the season with the fewest RBI of any Baltimore regular, Hanlon's unorthodox stratagem produced the desired result. With Kelley, who scored 74 runs in the last 47 games of the season, at the top of the order and McGraw at the heart of it, the Orioles regained 1st place on August 30 and held it the rest of the way, parlaying an 18-game winning streak into a finishing kick that brought them 28 victories in their last 31 contests.

Though the Orioles collectively batted .343 and scored 1,171 runs, they won not on their hitting but on their exceptional defense and good health. The former was a particularly important asset in 1894 since games saw an average of only four strikeouts and around seven walks, meaning the ball was almost constantly in play. Baltimore's .944 fielding average topped the loop by nine points, and Hanlon had added cause to rejoice when his team alone among the contenders was spared any serious injuries. With all eight regulars available almost every day, Baltimore needed to use only two substitutes all season, Boileryard Clarke and Frank Bonner. Clarke served as the Orioles backup catcher and first baseman, and Bonner filled in everywhere else. Hanlon's pitching was another story. Even with their sterling defense, the Orioles were last in the League in complete games and lacked a real staff ace, as no fewer than six of their hurlers worked 100 or more innings and 10 all told collected at least one decision.

The second-place New York Giants, in contrast, used just five pitchers all year and posted a staff ERA of 3.83 that was 1.14 runs per game lower than any other team's. But player-manager John Ward, in his last season, hit just .265, and Ward's keystone partner, Shorty Fuller, batted .283. Both their marks were well below the League-Association average, as was Mike Tiernan's .276. Tiernan, normally the Giants' most reliable run producer, shouldered most of the blame for New York's failure to catch Baltimore, but the fault really lay with the front office. When Hanlon, realizing he needed pitching help, busied himself in the second half of the season plugging holes in his thin hill staff by trading for such as Duke Esper, who went 10-2 for the Orioles down the stretch, the Giants continued to rely almost exclusively on their "Big Two" of Amos Rusie and Jouett Meekin. The pair were awesome in 1894, posting 69 victories and a combined .758 winning percentage, but New York's other three hurlers won just 19 games aggregate while losing the same number as Rusie and Meekin (22).

Boston, eight games back in 3rd place, had a similar deficiency. Kid Nichols and Jack Stivetts were a combined 58-27 for the Beaneaters, but Frank Selee got just a 25-22 performance from



Hugh Duffy's record-setting .440 BA in 1894 is still disputed by some authorities. What has never been disputed are his Hall of Fame credentials. It's always been assumed that Tommy McCarthy got into the Hall on Duffy's coattails as the other half of Boston's famed "Heavenly Twins," but it might have been the other way. Duffy's record-breaking BA plunged 88 points in 1895, and there was a reason for it that has been buried over the years. In 1895, for the first time, LA umpires were authorized to charge a batter with a strike on every foul bunt attempt, thereby depriving Duffy of one of his main offensive weapons—bunting foul without penalty every pitch not to his liking. In April 1900 the *Chicago Times Herald* wrote: "As soon as the handicap was put on [in 1895], Duffy quit the bunting game and hit out, from which time his batting average grew beautifully smaller year after year."

CLARKSON'S CODA

At the beginning of the 1892 season, John Clarkson was just 31 years old and was nearing his 300th career win. Something of a prima donna, he was disliked by most of his Boston teammates, however, and their enmity toward him grew to divisive proportions after he became suspected of having served as a stoolie for the owners in the Players League war. When Clarkson got off to an erratic start in 1892, manager Frank Selee moved both Kid Nichols and Jack Stivetts ahead of him in the pitching rotation. Early in the summer the disgruntled Clarkson was let go to Cleveland, where he rebounded to finish with 25 wins and collect his 300th victory. In 1893, like most hurlers, Clarkson had trouble adjusting to the new pitching distance and slipped to just 16-17. But any worries that he might be nearing the end seemed allayed when he won seven of his first eight starts in 1894. What happened at that point to Clarkson is uncertain. After notching two shutouts and ceding more than four runs just once in his first eight starts, commencing on June 2 Clarkson was shelved unmercifully in just about every further outing. While it is possible that he sustained an undisclosed injury that rendered him suddenly ineffective, there is another plausible explanation. According to some contemporary reports, Clarkson had so alienated many of his Cleveland teammates by June 1894 that they purposely began to make errors behind him in an attempt to drive him off the team. In any event, Clarkson followed his sterling 7-1 beginning in 1894 by dropping nine of his next 10 decisions and was released by the Spiders in mid-July, never to play in the majors again. The skid that led to his release shaved his career winning percentage 11 points from .659 to .648.

CLARKSON'S 1894 W-L PITCHING LOG

Date	Opponent/Pitcher	Site	Score	W-L Record
April 22	Louisville/ Kilroy	Louisville	3-2	1-0
April 26	Cincinnati/ Cross	Cincinnati	12-4	2-0
May 1	St. Louis/ Gleason	St. Louis	7-0	3-0
May 9	Chicago/ McGill	Cleveland	4-1	4-0
May 12	Pittsburgh/ Killen	Pittsburgh	5-8	4-1
May 16	St. Louis/ Gleason	Cleveland	5-0	5-1
May 25	Pittsburgh/ Killen	Cleveland	5-2	6-1
May 30	New York/ German	New York	3-2	7-1
June 2	Boston/ Nichols	Boston	10-11	7-2
June 7	Philadelphia/ Taylor	Philadelphia	0-6	7-3
June 13	Baltimore/McMahon	Baltimore	2-9	7-4
June 15	Brooklyn/ Stein	Brooklyn	8-9	7-5*
June 20	Chicago/ Griffith	Cleveland	7-3	8-5
June 24	St. Louis/ Hawley	St. Louis	10-14	8-6

Date	Opponent/Pitcher	Site	Score	W-L Record
June 27	Brooklyn/ Daub	Cleveland	2-5	8-7
July 2	New York/ Rusie	Cleveland	9-10	8-8
July 4	New York/ Westervelt	Cleveland	11-12	8-9**
July 5	Boston/ Staley	Cleveland	7-22	8-10

* Took the loss after relieving starter Bill Lyston

** Took the loss after relieving starter Cy Young

Clarkson also had two starts and two relief appearances in which he was not involved in the decision. His final two appearances were mop-up roles on July 9 and July 12 in freewheeling games against the pitching short Washingtons and Phillies that Cleveland ultimately won 16-15 and 20-10.

the rest of his staff. Pitching shorts, plus the loss of catcher Charlie Bennett, who had both legs amputated after he slipped beneath the wheels of a moving train in a horrendous off-season accident, stymied the highest-scoring team in major league history. Thanks in large measure to Hugh Duffy's matchless .440 season and a nineteenth century team record .484 slugging average, Boston tallied a record 1,220 runs. The Beaneaters were also the only club to win a season series from Baltimore, taking eight of the 12 games the pair played. But their 40-20 mark against the bottom five teams was 10 games poorer than Baltimore's 50-10 against the same crew of tailenders and accounted as much as anything else for the difference between the two in the standings.

The League-Association's leading underachievers once again were the Philadelphia Phillies, 18 games out even though they batted an all-time record .350. The Phils had an injury excuse, however, losing shortstop Bob Allen, the key to the League-Association's stingiest defense in 1893, to a midseason beaming. Allen's replacement was Joe Sullivan, coming off a year in which he made 102 errors. Sullivan hit .352 for the Phils, but more offense was hardly what manager Arthur Irwin needed. In early August, Baltimore came to Philadelphia for a three-game series that represented the Phils' last realistic chance to climb back into the race. Jack Taylor won the opener of a twin bill for Philadelphia on August 3, beating Esper 14-4, but the Phils were drubbed in the nightcap, 16-3. The following day, after blasting Kid Carsey to win a 19-12 donnybrook, the Orioles left town having gained a length on the Phils despite surrendering 29 runs in the three games because the Phils had surrendered 39. It was a typical series for Irwin when he matched forces with Selee, Ward and Hanlon, the managers of the three teams that finished ahead of his club.



The average man here, pitchers included, hit .350. Yes, it's the greatest hitting machine of all time—the 1894 Philadelphia Phillies. Top: Jimmy Callahan, Bob Allen, Ed Delahanty, Jack Boyle, Sam Thompson, Jack Taylor and Charlie Reilly. Middle: Jack Clements, Gus Weyhing, Bill Hallman, manager Arthur Irwin, Kid Carsey, Billy Hamilton and George Haddock. Bottom: Fred Hartman, Jack Sharrott, Tuck Turner and Mike Grady. Hartman evidently picked the right day to show up for a tryout as he was never officially on the Phils roster that year but did join Pittsburgh later in the season after playing in the Pennsylvania State League. Allen's presence in the picture makes us certain this picture was taken before June 15. That was the day he was beamed in Cincinnati by Icebox Chamberlain. The pitch left him with a severe concussion and fractured his cheekbone so badly that surgery was required to save his left eye.

In the first Temple Cup series, the proposed division of the players' share from the gate receipts was 65% to the winning team and 35% to the losers, but the Orioles vetoed that arrangement. Feeling that the pennant was Baltimore's regardless and the match was little more than a series of exhibition games, each Orioles starter made a secret 50-50 deal with his counterpart on the Giants. The best-of-7 series then became a travesty as the Giants won four straight one-sided games, with Rusie and Meekin bagging two victories each. Though the Giants were now officially the League-Association champions, no one outside of New York bought that their victory meant anything. This same lack of credibility would haunt promoters of the Temple Cup series in each year of its short existence.

THE SEASONAL RECORD

	G	W	L	Pct	H	R	GB	Attendance
1. Baltimore Orioles	129	89	39	.695	52-15	37-24	—	328,000
2. New York Giants	139	88	44	.667	49-17	39-27	3	387,000
3. Boston Beaneaters	133	83	49	.629	44-19	39-30	8	152,800
4. Philadelphia Phillies	132	71	57	.555	48-20	23-37	18	352,773
5. Brooklyn Bridegrooms	135	70	61	.534	42-24	28-37	20.5	214,000
6. Cleveland Spiders	130	58	61	.527	35-24	33-37	21.5	82,000
7. Pittsburgh Pirates	133	65	65	.500	46-28	19-37	25	159,000
8. Chicago Colts	137	57	75	.432	35-30	22-45	34	239,000
9. St. Louis Browns	133	56	76	.424	34-32	22-34	35	155,000
10. Cincinnati Reds	134	55	75	.423	38-28	17-47	35	158,000
11. Washington Nationals	132	45	87	.341	32-30	13-57	46	125,000
12. Louisville Colonels	131	36	94	.277	24-37	12-57	54	75,000

	Bal	NY	Bos	Phi	Bro	Cle	Pit	Chi	StL	Cin	Was	Lou	Tot
Baltimore	—	6	4	6	8	9	6	9	10	10	11	10	89
New York	6	—	6	5	7	9	8	11	7	7	10	12	88
Boston	8	6	—	6	6	9	8	7	6	8	9	10	83
Philadelphia	4	7	6	—	7	5	8	5	5	8	8	8	71
Brooklyn	4	5	6	5	—	6	7	6	8	6	9	8	70
Cleveland	3	3	3	7	5	—	4	10	9	8	8	8	68
Pittsburgh	4	4	4	4	5	8	—	6	6	7	8	9	65
Chicago	3	1	5	7	6	2	6	—	6	6	7	8	57
St. Louis	2	5	6	7	4	3	6	6	—	5	6	6	56
Cincinnati	2	5	4	3	6	3	5	6	7	—	7	7	55
Washington	1	2	3	4	3	4	4	5	6	5	—	8	45
Louisville	2	0	2	3	4	3	3	4	6	5	4	—	36
	39	44	49	57	61	61	65	75	76	75	87	94	781

SEASON LEADERS

Batting Average (350 ABs)

1. Duffy, Boston	.440
2. Thompson, Philadelphia	.415
3. Delahanty, Philadelphia	.404
4. Hamilton, Philadelphia	.403
5. Kelley, Baltimore	.393

Slugging Average

1. Thompson, Philadelphia	.696
2. Duffy, Boston	.694
3. Joyce, Washington	.648
4. Kelley, Baltimore	.602
5. Delahanty, Philadelphia	.584

On-Base Percentage

1. Hamilton, Philadelphia	.522
2. Kelley, Baltimore	.5024
3. Duffy, Boston	.5017
4. Joyce, Washington	.496
5. Childs, Cleveland	.4754

Total Bases

1. Duffy, Boston	374
2. Lowe, Boston	319
3. Thompson, Philadelphia	314
4. Keeler, Baltimore	305
Kelley, Baltimore	305

Home Runs

1. Duffy, Boston	18
2. Lowe, Boston	17
Joyce, Washington	17
4. Dahlen, Chicago	15
5. Six with	13

RBI

1. Thompson, Philadelphia	147
2. Duffy, Boston	145
3. Delahanty, Philadelphia	133
4. Cross, Philadelphia	132
5. Wilmot, Chicago	130

Hits

1. Duffy, Boston	237
2. Hamilton, Philadelphia	225
3. Keeler, Baltimore	219
4. Lowe, Boston	212
5. Brodie, Baltimore	210
Cross, Philadelphia	210

Runs

1. Hamilton, Philadelphia	198
2. Kelley, Baltimore	165
Keeler, Baltimore	165
4. Duffy, Boston	160
5. Lowe, Boston	158

Bases on Balls

1. Hamilton, Philadelphia	128
2. Kelley, Baltimore	107
Childs, Cleveland	107
4. Nash, Boston	91
McGraw, Baltimore	91

THE ANNUAL RECORD**Stolen Bases**

1. Hamilton, Philadelphia	100
2. McGraw, Baltimore	78
3. Wilmot, Chicago	76
4. T. Brown, Louisville	66
5. Lange, Chicago	65

Sacrifice Hits

1. Donovan, Pittsburgh	26
2. Brodie, Baltimore	24
3. Hallman, Philadelphia	22
Beckley, Pittsburgh	22
5. Bierbauer, Pittsburgh	20
J. Ward, New York	20

PITCHING**Wins**

1. Rusie, New York	36
1. Meekin, New York	33
3. Nichols, Boston	32
4. Breitenstein, St. Louis	27
5. Three with	26

Complete Games

1. Breitenstein, St. Louis	46
2. Rusie, New York	45
3. Young, Cleveland	44
4. Meekin, New York	41
5. Nichols, Boston	40

ERA (140 innings)

1. Rusie, New York	2.78
2. Meekin, New York	3.70
3. Mercer, Washington	3.85
4. Young, Cleveland	3.94
5. Taylor, Philadelphia	4.08

FIELDING**Putouts**

1B	
Beckley, Pittsburgh	1230
Cartwright, Washington	1219
Brouthers, Baltimore	1184

2B

McPhee, Cincinnati	392
Lowe, Boston	345
Quinn, St. Louis	341

3B

Nash, Boston	204
Shindle, Brooklyn	192
L. Cross, Philadelphia	177

Strikeouts

1. T. Brown, Louisville	74
2. Treadway, Brooklyn	43
Cartwright, Washington	43
4. Daly, Brooklyn	42
Bannon, Boston	42

OPS

1. Duffy, Boston	1.196
2. Thompson, Philadelphia	1.161
3. Joyce, Washington	1.143
4. Kelley, Baltimore	1.104
5. Delahanty, Philadelphia	1.059

Losses

1. Hawley, St. Louis	27
2. Menefee, Louisville-Pitts	25
3. Breitenstein, St. Louis	23
Mercer, Washington	23
5. Dwyer, Cincinnati	22

Strikeouts

1. Rusie, New York	195
2. Breitenstein, St. Louis	140
3. Meekin, New York	137
4. Hawley, St. Louis	120
5. Nichols, Boston	113

Lowest OOBP

1. Rusie, New York	.331
2. Meekin, New York	.333
3. J. Clarkson, Cleveland	.336
4. Young, Cleveland	.338
5. Nichols, Boston	.346

Assists

Beckley, Pittsburgh	85
Connor, New York-St. Louis	82
Cartwright, Washington	71

Bierbauer, Pittsburgh	456
M. Ward, New York	453
McPhee, Cincinnati	451

Nash, Boston	267
Latham, Cincinnati	248
Davis, New York	247
McGraw, Baltimore	247

Hit By Pitch

1. Jennings, Baltimore	27
2. Beckley, Pittsburgh	19
3. Keeler, Baltimore	18
4. Tucker, Boston	17
5. McGraw, Baltimore	13
Brodie, Baltimore	13

Innings

1. Breitenstein, St. Louis	447.1
2. Rusie, New York	444
3. Meekin, New York	418.1
4. Young, Cleveland	408.2
5. Nichols, Boston	407

Winning Percentage (25 decisions)

1. Meekin, New York	.786
2. McMahon, Baltimore	.758
3. Rusie, New York	.735
4. Nichols, Boston	.711
5. Stein, Brooklyn	.659
Stivetts, Boston	.659

Lowest OBA

1. Rusie, New York	.250
2. Meekin, New York	.256
3. Stein, Brooklyn	.278
4. Breitenstein, St. Louis	.279
5. J. Clarkson, Cleveland	.285
McMahon, Baltimore	.285

Fielding Average

Tucker, Boston	.985
Boyle, Philadelphia	.982
Beckley, Pittsburgh	.978

Reitz, Baltimore	.968
Quinn, St. Louis	.952
McPhee, Cincinnati	.945

Nash, Boston	.933
L. Cross, Philadelphia	.916
Davis, New York	.908

SS

Jennings, Baltimore	307	G. Smith, Cincinnati	513	Jennings, Baltimore	.928
Corcoran, Brooklyn	280	Jennings, Baltimore	499	Richardson, Louisville	.916
Ely, St. Louis	273	Ely, St. Louis	442	G. Smith, Cincinnati	.911

RF

Donovan, Pittsburgh	269	J. Bannon, Boston	43	Thompson, Philadelphia	.972
J. Bannon, Boston	240	Keeler, Baltimore	25	O. Burns, Brooklyn	.949
Jimmy Ryan, Chicago	224	Donovan, Pittsburgh	23	Keeler, Baltimore	.938

CF

Hamilton, Philadelphia	370	Hoy, Washington	30	Griffin, Brooklyn	.966
Abbey, Washington	344	Van Haltren, New York	30	Hamilton, Philadelphia	.962
T. Brown, Louisville	332	Duffy, Boston	27	Brodie, Baltimore	.950

LF

T. McCarthy, Boston	291	T. McCarthy, Boston	28	Kelley, Baltimore	.951
Kelley, Baltimore	276	Delahanty, Philadelphia	23	Burke, New York	.934
E. Smith, Pittsburgh	276	Holliday, Cincinnati	22	E. Smith, Pittsburgh	.933

C

Farrell, New York	464	Farrell, New York	141	Zimmer, Cleveland	.963
Robinson, Baltimore	370	McGuire, Washington	114	Buckley, StL-Philadelphia	.956
Schriver, Chicago	295	Grim, Louisville	105	Mack, Pittsburgh	.948

P

Breitenstein, St. Louis	42	Rusie, New York	113	Esper, Washington-Baltimore	.983
Nichols, Boston	34	Young, Cleveland	108	Cuppy, Cleveland	.975
Dwyer, Cincinnati	31	Breitenstein, St. Louis	83	Meekin, New York	.950

Double Plays**1B**

Connor, New York-St. Louis	84	Doyle, New York	38
Brouthers, Baltimore	83	Cartwright, Washington	36
Tucker, Boston	82	Brouthers, Baltimore	31
		Connor, New York-St. Louis	31

2B

Quinn, St. Louis	74	Daly, Brooklyn	68	McPhee, Cincinnati	7.0
McPhee, Cincinnati	72	J. Ward, New York	66	Quinn, St. Louis	6.7
Lowe, Boston	62	Childs, Cleveland	63	Reitz, Baltimore	6.392
Hallman, Philadelphia	62				

3B

L. Cross, Philadelphia	24	Latham, Cincinnati	66	L. Cross, Philadelphia	4.5
Nash, Boston	24	Joyce, Washington	52	Shindle, Brooklyn	4.0
Joyce, Washington	20	Shindle, Brooklyn	48	Joyce, Washington	3.9
Latham, Cincinnati	20				

SS

G. Smith, Cincinnati	75	Ely, St. Louis	79	Jennings, Louisville	6.8
Jennings, Baltimore	69	Long, Boston	75	Long, Boston	6.6
Long, Boston	52	G. Smith, Cincinnati	74	G. Smith, Cincinnati	6.4

RF

J. Bannon, Boston	12	J. Bannon, Boston	41	J. Bannon, Boston	2.53
Canavan, Cincinnati	6	Jimmy Ryan, Chicago	25	Jimmy Ryan, Chicago	2.46
Donovan, Pittsburgh	5	Canavan, Cincinnati	23	Donovan, Pittsburgh	2.35

CF

Lange, Chicago	10	Hoy, Cincinnati	41	Abbey, Washington	3.2
T. Brown, Louisville	8	Abbey, Washington	37	Hamilton, Philadelphia	3.02
Abbey, Washington	6	T. Brown, Louisville	34	Griffin, Brooklyn	3.01
Stenzel, Pittsburgh	6				

THE ANNUAL RECORD

Double Plays		Errors		TC/Game	
LF					
T. McCarthy, Boston	10	Wilmot, Chicago	42	Delahanty, Philadelphia	2.9
E. Smith, Pittsburgh	8	Treadway, Brooklyn	35	T. McCarthy, Boston	2.8
Three with	5	T. McCarthy, Boston	20	Treadway, Brooklyn	2.7
C					
Zimmer, Cleveland	16	Farrell, New York	49	Farrell, New York	6.2
Schrifer, Chicago	13	McGuire, Washington	36	Peitz, St. Louis	5.4
Farrell, New York	9	Schrifer, Chicago	32	Mack, Pittsburgh	5.2
Passed Ball Leaders: Farrell, New York (35); McGuire, Washington (27); Robinson, Baltimore (24)					
P					
Cuppy, Cleveland	5	Rusie, New York	14	Rusie, New York	2.9
Clarkson, St. Louis	5	Knell, Louisville	13	Young, Cleveland	2.5
Five with	4	Three with	12	McMahon, Baltimore	2.40

BALTIMORE

Ned Hanlon
Union Park

	G	AB	H	R	2B	3B	HR	RBI	BB	SB	SO	HBP	SH	BA	SA	OBP
RF Willie Keeler	129	590	219	165	27	22	5	94	40	32	6	18	16	.371	.517	.427
CF Steve Brodie	129	573	210	134	25	11	3	113	18	42	8	13	24	.366	.464	.399
1B Dan Brouthers	123	525	182	137	39	23	9	128	67	38	9	5	18	.347	.560	.425
3B John McGraw	120	512	174	156	18	14	1	92	91	78	12	13	14	.340	.436	.451
LF Joe Kelley	129	507	199	165	48	20	6	111	107	46	36	5	19	.393	.602	.502
SS Hughie Jennings	128	501	168	134	28	16	4	109	37	37	17	27	18	.335	.479	.411
2B Heinie Reitz	108	446	135	86	22	31	2	105	42	18	24	7	7	.303	.504	.372
C Wilbert Robinson	109	414	146	69	21	4	1	98	46	12	18	3	11	.353	.430	.421
P Sadie McMahon	35	126	36	17	5	1	0	25	9	1	12	0	8	.286	.341	.333
Sub Frank Bonner	33	118	38	27	10	2	0	24	17	12	5	1	2	.322	.441	.412
Sub Boileyard Clarke	28	100	24	18	8	1	0	19	6	2	14	3	3	.240	.350	.361
P Bill Hawke	32	92	28	12	5	1	1	16	3	1	16	0	5	.304	.413	.326
P Kid Gleason (2)	29	86	30	22	5	1	0	17	7	1	2	0	4	.349	.430	.398
P Bert Inks (1)	22	57	18	9	3	0	0	6	5	1	6	1	1	.316	.368	.381
P Tony Mullane (1)	21	53	21	3	3	0	0	9	6	2	3	2	0	.396	.453	.475
P Duke Esper (2)	16	45	10	9	3	1	0	6	4	0	1	0	0	.222	.333	.286
P Stub Brown	9	23	2	3	0	0	0	1	0	1	5	0	1	.087	.087	.087
P George Hemming (2)	6	21	6	4	1	2	0	3	1	0	5	0	0	.286	.524	.318
P Jack Horner	2	6	1	1	0	1	0	0	0	0	0	0	0	.167	.500	.167
P Kirtley Baker	2	4	0	0	0	0	0	0	0	0	1	0	0	.000	.000	.000
	129	4799	1647	1171	271	150	33	976	516	324	200	98	151	.343	.483	.418

1B—Brouthers 123, Clarke 5, Gleason 1
 2B—Reitz 97, Bonner 27, McGraw 6, Keeler 1
 SS—Jennings 128, Bonner 1
 3B—McGraw 118, Reitz 12, Bonner 2
 OF—Kelley 129, Brodie 129, Keeler 128, Bonner 4, Baker 1
 C—Robinson 109, Clarke 23
 P—McMahon 35, Hawke 32, Inks 22, Gleason 21, Mullane 21, Esper 16, Brown 9, Hemming 6, Horner 2, Baker 1

	Pos	G	TC	PO	A	DP	E	PB	FA
Brodie	CF	129	341	310	14	4	17	—	.950
Kelley	LF	129	307	276	16	3	15	—	.951
Jennings	SS	128	869	307	499	69	63	—	.928
Keeler	RF	128	256	215	25	4	16	—	.938

	Pos	G	TC	PO	A	DP	E	PB	FA
Brouthers	1B	123	1280	1134	65	83	31	—	.976
McGraw	3B	118	424	131	247	17	46	—	.892
Robinson	C	109	481	370	84	8	27	24	.944
Reitz	2B	97	620	264	336	50	20	—	.968
"	3B	12	56	14	37	3	7	—	.911
McMahon	P	35	84	17	62	2	5	—	.940
Hawke	P	32	55	9	41	3	5	—	.909
Bonner	2B	27	135	60	62	8	13	—	.904
Clarke	C	23	113	80	22	1	11	5	.903
Inks	P	22	32	9	19	0	4	—	.875
Gleason	P	21	40	15	21	1	4	—	.900
Mullane	P	21	27	7	17	1	3	—	.889
Esper	P	16	29	8	21	1	0	—	1.000*
		129	5270	3347	1630	105	293	29	.944

	G	IP	H	GS	CG	W	L	SO	BB	Sh	Sv	ERA	HB	WP	HR
Sadie McMahon	35	275.2	317	33	26	25	8	60	111	0	0	4.21	9	5	7
Bill Hawke	32	206	264	25	17	16	9	68	78	0	3	5.81	12	2	10
Kid Gleason (2)	21	172	224	20	19	15	5	35	44	0	0	4.45	3	3	3
Bert Inks (1)	22	133	181	14	10	9	4	30	54	0	1	5.55	11	4	4
Tony Mullane (1)	21	122.2	155	15	9	6	9	43	90	0	4*	6.31	7	10	4
Duke Esper (2)	16	101	107	9	8	10	2	25	36	0	2	3.92	1	1	1
Stub Brown	9	49.2	59	6	3	4	0	8	24	0	0	4.89	1	2	2
George Hemming (2)	6	45.1	48	6	4	4	0	4	26	0	0	3.57	2	1	0
Jack Horner	2	11	15	1	1	0	1	2	7	0	1	9.00	1	3	0
Kirtley Baker	1	0	1	0	0	0	1	0	2	0	0	—	0	0	0
		116.1	1371	129	97	89	39	275	472	1	11	5.00	47	28	31

* One combined shutout on May 7: Mullane 6 innings, Horner 3 innings

NEW YORK

John Ward

Polo Grounds III

	G	AB	H	R	2B	3B	HR	RBI	BB	SB	SO	HBP	SH	BA	SA	OBP	
LF Eddie Burke	138	574	176	124	23	11	4	77	39	36	35	10	10	.307	.406	.361	
2B John Ward	138	549	146	102	12	5	0	79	35	39	6	1	20	.266	.306	.311	
CF George Van Haltren	139	528	175	109	22	4	7	105	55	43	23	4	13	.331	.428	.399	
3B George Davis	124	486	171	125	27	19	9	93	67	42	10	4	9	.352	.541	.434	
RF Mike Tiernan	113	429	120	87	20	13	5	79	55	28	21	1	6	.280	.422	.363	
1B Jack Doyle	107	427	157	94	30	8	3	103	37	43	3	3	4	.368	.496	.422	
C Duke Farrell	116	404	116	50	20	12	5	70	38	9	15	3	3	.287	.433	.353	
SS Shorty Fuller	95	377	104	82	14	4	2	47	52	32	16	2	0	.276	.350	.367	
Sub Yale Murphy	75	283	77	65	6	2	0	28	52	28	23	0	2	.272	.307	.385	
P Amos Rusie	56	186	52	20	5	4	3	26	5	5	24	1	2	.280	.398	.302	
Sub Parke Wilson	51	181	59	35	5	5	1	34	15	9	6	2	2	.326	.425	.384	
P Jouett Meekin	53	174	48	28	2	7	5	29	7	3	16	0	1	.282	.465	.311	
Sub Roger Connor (1)	22	82	24	10	7	0	1	14	8	2	0	0	4	.293	.415	.356	
P Les German	24	60	17	9	2	0	0	8	3	1	5	0	2	.298	.333	.333	
P Huyler Westervelt	23	56	8	9	1	0	0	7	6	2	5	0	2	.143	.161	.226	
Sub General Stafford	14	46	10	10	1	1	0	4	10	2	7	1	0	.217	.283	.368	
P Dad Clarke	16	37	8	4	2	1	0	3	4	1	4	0	0	.216	.324	.293	
		139	4879	1469	962	199	96	45	806	489	325	219	32	80	.301	.409	.369

THE ANNUAL RECORD

1B—Doyle 101, Connor 21, Wilson 15, Farrell 4, Stafford 1, Murphy 1
 2B—Ward 138, Stafford 1, Murphy 1, Fuller 1
 SS—Fuller 91, Murphy 49
 3B—Davis 126, Stafford 6, Farrell 5, Murphy 3, Fuller 2
 OF—Van Haltren 139, Burke 138, Tiernan 112, Murphy 21, Stafford 5, Fuller 2, Connor 1
 C—Farrell 105, Wilson 35, Doyle 6
 P—Rusie 54, Meekin 53, German 24, Westervelt 23, Clarke 15

	Pos	G	TC	PO	A	DP	E	PB	FA
Ward	2B	138	852	333	453	53	66	—	.923
Van Haltren	CF	139	365	304	30	5	31	—	.915
Burke	LF	138	302	265	17	3	20	—	.934
Davis	3B	126	448	155	252	19	41	—	.908
Tiernan	RF	112	196	172	9	1	15	—	.923
Farrell	C	105	654	464	141	10	49	35	.925
Doyle	1B	101	1093	995	60	53	38	2	.965
Fuller	SS	91	579	213	297	40	71	—	.881
Rusie	P	54	155	28	113	4	14	—	.910
Meekin	P	53	80	15	61	3	4	—	.950
Murphy	SS	49	284	110	145	12	29	—	.898
"	RF@	21	42	32	4	2	6	—	.857
Wilson	C	35	157	113	19	3	25	11	.841
"	1B	15	154	138	9	7	7	—	.955
German	P	24	50	10	36	1	4	—	.920
Westervelt	P	23	43	13	24	3	6	—	.860
Connor	1B	21	211	192	14	12*	5	—	.976
Clarke	P	15	23	6	15	1	2	—	.913
		139	5879	3681	1744	103	454	48	.923

	G	IP	H	GS	CG	W	L	SO	BB	Sh	Sv	ERA	HB	WP	HR
Amos Rusie	54	444	426	50	45	36	13	195	200	3	1	2.78	5	10	10
Jouett Meekin	53	418	414	49	41	33	9	137	176	1	2	3.70	11	22	13
Huyler Westervelt	23	141	170	18	11	7	10	35	76	1	0	5.04	5	12	4
Les German	24	143	186	16	11	9	8	21	68	0	1	5.53	12	4	7
Dad Clarke	15	84	114	6	5	3	4	15	26	0	1	4.93	5	5	3
	1230	1310	139	113	88	44	403	546	5	5	3.82	34	53	37	

BOSTON

Frank Selee

South End Grounds II (29 games); other parks (31 games)*

	G	AB	H	R	2B	3B	HR	RBI	BB	SB	SO	HBP	SH	BA	SA	OBP
2B Bobby Lowe	133	613	212	158	34	11	17	115	50	23	25	6	9	.346	.520	.401
CF Hugh Duffy	124	539	237	160	51	16	18	145	66	48	15	1	10	.440	.694	.502
LF Tommy McCarthy	127	539	188	118	21	8	13	126	59	43	17	6	9	.349	.490	.419
3B Billy Nash	132	512	148	132	23	6	8	87	91	20	23	3	3	.289	.404	.399
1B Tommy Tucker	123	500	165	112	24	6	3	100	53	18	21	17	2	.330	.420	.412
RF Jimmy Bannon	128	494	166	130	29	10	13	114	62	47	42	4	6	.336	.514	.414
SS Herman Long	104	475	154	136	28	11	12	79	35	24	17	4	8	.324	.505	.375
C Charlie Ganzel	70	266	74	51	7	6	3	56	19	1	6	0	4	.278	.383	.326
P Jack Stivetts	68	244	80	55	12	7	8	64	16	3	21	0	3	.328	.533	.369
C Jack Ryan	53	201	54	39	12	7	1	29	13	3	16	1	1	.269	.413	.316
Sub Frank Connaughton	46	171	59	42	9	2	2	33	16	3	8	2	1	.345	.456	.407
P Kid Nichols	51	170	50	39	11	2	0	34	16	1	24	1	2	.294	.382	.358
Sub Fred Tenney	27	86	34	23	7	1	2	21	12	6	9	0	2	.395	.570	.469
P Harry Staley	28	85	20	12	2	1	2	25	13	0	9	1	2	.235	.353	.343
P Tom Lovett	15	49	7	4	1	0	1	5	2	0	3	0	0	.143	.224	.176

	G	AB	H	R	2B	3B	HR	RBI	BB	SB	SO	HBP	SH	BA	SA	OBP
P George Hodson	12	30	3	4	0	0	0	4	3	1	4	0	0	.100	.100	.182
Sub Bill Merritt (1)	10	26	6	3	1	0	0	6	8	0	0	0	2	.231	.269	.412
P George Stultz	1	3	1	0	0	0	0	0	0	0	0	0	0	.333	.333	.333
P Scott Hawley	1	3	0	0	0	0	0	0	0	0	0	0	0	.000	.000	.000
P Henry Lampe	2	2	0	0	0	0	0	0	0	0	0	1	0	.000	.000	.333
P Tom Smith	2	2	0	1	0	0	0	0	1	0	1	0	0	.000	.000	.333
P Frank West	1	1	0	1	0	0	0	0	0	0	0	0	0	.000	.000	.000
	133	5011	1658	1220	272	94	103	1043	535	241	261	47	64	.331	.484	.401

1B—Tucker 123, Ganzel 7, Stivetts 4, Ryan 2, Tenney 1

2B—Lowe 130, Long 3, McCarthy 1, Ganzel 1

SS—Long 98, Connaughton 33, Duffy 2, Lowe 2, McCarthy 2, Ganzel 2

3B—Nash 132, Lowe 1

OF—Bannon 128, McCarthy 127, Duffy 124, Stivetts 16, Tenney 6, Long 5, Connaughton 4, Ganzel 3, Merritt 1, Nichols 1, Staley 1, Tucker 1

C—Ganzel 59, Ryan 51, Tenney 20, Merritt 8, Connaughton 7

P—Nichols 50, Stivetts 45, Staley 27, Lovett 15, Hodson 12, Smith 2, Lampe 2, Stultz 1, Hawley 1, West 1, Bannon 1, McCarthy 1

	Pos	G	TC	PO	A	DP	E	PB	FA
Nash	3B	132	505	204	267	24	34	—	.933
Lowe	2B	130	806	345	402	62	59	—	.927
Bannon	RF	128	324	240	43	12	41	—	.873
McCarthy	LF	127	353	291	28	10	34	—	.904
Duffy	CF	124	369	315	27	5	27	—	.927
Tucker	1B	123	1194	1108	68	82	18	—	.985
Long	SS	98	651	217	379	52	75	—	.885
Ganzel	C	59	263	184	52	6	27	9	.897
Ryan	C	51	235	168	46	7	21	16	.911
Nichols	P	50	108	34	67	3	7	—	.935
Stivetts	P	45	70	19	47	1	4	—	.943
"	LF@	16	40	30	2	1	8	—	.800
Connaughton	SS	33	194	62	111	11	21	6	.892
Staley	P	27	39	5	28	0	6	—	.846
Tenney	C	20	84	55	20	3	9	3	.893
Lovett	P	15	21	6	14	1	1	—	.952
Hodson	P	12	15	1	10	1	4	—	.733
		133	5557	3492	1650	120	415	35	.925

	G	IP	H	GS	CG	W	L	SO	BB	Sh	Sv	ERA	HB	WP	HR
Kid Nichols	50	407	488	46	40	32	13	113	121	3	0	4.75	9	14	23
Jack Stivetts	45	338	429	39	30	26	14	76	127	0	0	4.90	13	11	27
Harry Staley	27	208.2	305	21	18	12	10	32	61	0	0	6.81	5	4	15
Tom Lovett	15	104	155	13	10	8	6	23	36	0	0	5.97	3	2	12
George Hodson	12	74	103	11	8	4	4	12	35	0	0	5.84	5	5	5
George Stultz	1	9	4	1	1	1	0	1	5	0	0	0.00	0	0	0
Scott Hawley	1	7	10	1	1	0	1	1	7	0	0	7.71	2	1	0
Tom Smith	2	6	8	0	0	0	0	2	6	0	1	15.00	4	1	2
Henry Lampe	2	5.1	17	1	0	0	1	1	7	0	0	11.81	0	1	5
Frank West	1	3	5	0	0	0	0	1	2	0	0	9.00	0	0	0
Jimmy Bannon	1	2	4	0	0	0	0	0	1	0	0	0.00	0	1	0
Tommy McCarthy	1	2	1	0	0	0	0	0	3	0	0	4.50	0	1	0
	1166	1529	133	108	83	49	262	411	3	1	5.41	41	41	89	

* Boston's park was completely rebuilt after a fire destroyed the double-decked structure on May 15, 1894; the reconstructed park, known as South End Grounds II, opened on July 20, 1894, and had only one deck so that it could be insured more cheaply. During the reconstruction, Boston played its home games at Congress Street Park.

PHILADELPHIA

Arthur Irwin

Philadelphia Base Ball Grounds**

	G	AB	H	R	2B	3B	HR	RBI	BB	SB	SO	HBP	SH	BA	SA	OBP
CF Billy Hamilton	132	558	225	198	25	15	4	90	128	100	19	12	7	.403	.523	.522
3B Lave Cross	122	542	210	128	35	10	7	132	31	23	7	3	17	.387	.528	.424
2B Bill Hallman	122	519	162	111	19	9	0	69	37	37	15	5	22	.312	.383	.364
1B Jack Boyle	117	510	152	103	23	10	4	89	46	23	27	3	18	.298	.406	.360
LF Ed Delahanty	116	495	200	148	39	19	4	133	60	21	16	7	5	.404	.584	.475
RF Sam Thompson	102	451	187	114	32	28	13	147	41	27	13	1	8	.415	.696	.465
OF Tuck Turner	82	347	145	95	21	9	1	84	24	11	13	2	9	.418	.539	.458
SS Joe Sullivan	77	312	110	65	10	8	3	63	24	12	10	5	5	.353	.465	.408
C Mike Grady	61	190	69	45	13	8	0	40	14	3	13	7	2	.363	.516	.427
C Jack Clements	48	171	60	26	6	5	3	36	26	6	9	9	3	.351	.497	.461
C Dick Buckley (2)	43	160	47	18	7	3	1	26	6	0	13	2	11	.294	.394	.327
Sub Bob Allen	41	154	40	27	10	4	0	19	17	4	11	1	3	.260	.377	.337
P Jack Taylor	42	145	49	20	12	2	0	24	6	4	13	1	0	.338	.448	.371
Sub Charlie Reilly	40	136	40	21	1	2	0	19	16	9	10	3	1	.294	.331	.381
P Kid Carsey	37	129	36	31	2	2	0	18	16	3	11	1	1	.279	.326	.363
P Gus Weyhing	40	121	21	9	2	1	0	10	7	2	22	0	8	.174	.207	.219
P George Harper	12	40	6	7	2	0	0	3	2	0	7	0	0	.150	.200	.190
P George Haddock (1)	19	29	5	2	0	2	0	1	3	0	2	0	0	.172	.310	.250
P Jimmy Callahan	9	21	5	4	0	0	0	0	0	0	7	0	0	.238	.238	.238
P Lou Johnson	4	16	3	4	0	0	0	3	1	0	3	0	1	.188	.188	.235
P Jack Fanning	6	14	2	2	0	0	0	0	2	0	1	0	0	.143	.143	.250
P Al Lukens	3	8	0	0	0	0	0	0	0	0	3	0	0	.000	.000	.000
P Al Burris	1	4	2	0	0	0	0	0	0	0	0	0	0	.500	.500	.500
P Alex Jones	1	4	1	1	0	0	0	1	0	0	3	0	0	.250	.250	.250
Sub Tom Delahanty	1	4	1	0	0	0	0	0	0	0	1	0	0	.250	.250	.250
Sub Joe Yingling	1	4	1	0	0	0	0	0	0	0	1	0	0	.250	.250	.250
P Frank Figgemeier	1	3	1	0	0	0	0	0	0	0	0	0	1	.333	.333	.333
Sub Tom Murray	1	2	0	0	0	0	0	0	0	0	2	0	0	.000	.000	.000
Sub Arthur Irwin	1	0	0	0	0	0	0	0	0	0	0	0	0	—	—	—
P Jack Scheible	1	0	0	0	0	0	0	0	0	0	0	0	0	—	—	—
	132	5089	1780	1179	259	137	40	1006	508	285	254	60	122	.350	.478	.415

1B—Boyle 117, E. Delahanty 12, Grady 11, Buckley 1, Reilly 1

2B—Hallman 122, E. Delahanty 6, Reilly 4, T. Delahanty 1, Boyle 1, Cross 1

SS—Sullivan 77, Allen 41, E. Delahanty 8, Murray 1, Irwin 1, Yingling 1, Reilly 1, Cross 1

3B—Cross 103, Reilly 28, E. Delahanty 9, Boyle 1

OF—Hamilton 132, Thompson 102, E. Delahanty 90, Turner 80, Reilly 5, Grady 2

C—Clements 45, Grady 45, Buckley 42, Cross 16

P—Taylor 41, Weyhing 40, Carsey 37, Harper 12, Haddock 10, Callahan 9, Fanning 6, Johnson 4, Lukens 3, Jones 1, Burris 1, Scheible 1, Turner 1, Figgemeier 1

	Pos	G	TC	PO	A	DP	E	PB	FA
Hamilton	CF	132	399	370	15	4	15	—	.962
Hallman	2B	122	701	324	329	65	48	—	.932
Boyle	1B	117	1057	976	62	74	19	—	.982
Thompson	RF	102	178	161	12	2	5	—	.972
Cross	3B	103	463	181	243	24	39	—	.916
"	C	16	42	36	5	0	1	6	.976
Delahanty	LF	90	259	217	23	4	19	—	.927
"	1B	12	79	63	11	8	5	—	.937
Turner	LF@	80	163	146	7	1	16	—	.902
Sullivan	SS	77	457	176	229	34	52	—	.886
Clements	C	45	234	185	35	5	14	12	.940

	Pos	G	TC	PO	A	DP	E	PB	FA
Grady	C	45	148	101	29	7	18	17	.878
"	1B	11	78	71	3	4	4		.949
Buckley	C	42	203	157	39	2	7	10	.966
Taylor	P	41	93	13	68	3	12	—	.871
Allen	SS	41	242	90	132	15	20	—	.917
Weyhing	P	40	54	15	35	1	4	—	.926
Carsey	P	37	82	16	61	4	5	—	.939
Reilly	3B	28	103	34	56	3	13	—	.874
Harper	P	12	17	4	12	1	1	—	.941
Haddock	P	10	19	3	15	0	1	—	.947
		132	5357	3451	1555	114	351	45	.934

	G	IP	H	GS	CG	W	L	SO	BB	Sh	Sv	ERA	HB	WP	HR
Jack Taylor	41	298	347	34	31	23	13	76	96	1	1	4.08	17	5	13
Kid Carsey	37	288.1	366	32	26	18	12	43	106	0	0	5.52	18	15	22
Gus Weyhing	40	279	379	36	26	16	14	83	120	2	1	5.70	16	5	12
George Harper	12	86.1	128	9	7	6	6	24	49	0	0	5.32	2	5	5
George Haddock (1)	10	56	63	7	5	4	3	7	34	0	0	5.79	1	2	0
Jimmy Callahan	9	33.2	64	2	1	1	2	9	17	0	2	9.89	5	1	3
Lou Johnson	4	32.2	44	3	2	1	1	10	15	0	0	6.06	1	2	3
Jack Fanning	6	34.1	54	4	2	1	3	7	22	0	0	8.91	2	2	4
Al Lukens	3	15	26	2	1	0	1	0	10	0	0	10.20	3	0	0
Alex Jones	1	9	10	1	1	1	0	2	0	0	0	2.00	0	0	0
Frank Figgemeier	1	8	12	1	1	0	1	2	4	0	0	11.25	3	0	1
Tuck Turner	1	6	9	0	0	0	0	3	2	0	0	7.50	1	0	1
Al Burris	1	5	14	0	0	0	0	0	2	0	0	18.00	0	0	0
Jack Scheible	1	0.1	6	1	0	0	1	0	2	0	0	189.00	1	0	0
		1151.2	1522	132	103	71	57	266	479	3	4	5.63	70	37	62

** The Phillies' park was destroyed by fire on August 6, 1894. Temporary stands were reopened on August 18.

BROOKLYN

Dave Foutz
Eastern Park

	G	AB	H	R	2B	3B	HR	RBI	BB	SB	SO	HBP	SH	BA	SA	OBP
SS Tommy Corcoran	129	576	173	123	21	20	5	92	25	33	17	0	10	.300	.432	.329
RF Oyster Burns	126	509	180	106	32	14	5	107	44	30	18	3	9	.354	.501	.408
2B Tom Daly	124	496	168	135	22	10	8	82	77	51	42	5	4	.339	.472	.433
LF George Treadway	124	482	159	125	28	26	4	102	73	27	43	2	12	.330	.521	.420
3B Billy Shindle	117	480	142	94	22	9	4	96	29	19	21	6	17	.296	.404	.344
CF Mike Griffin	108	406	145	123	29	4	5	76	78	39	14	4	5	.357	.485	.465
1B Dave Foutz	73	297	90	40	12	9	0	52	14	14	13	1	8	.303	.404	.337
1B Candy LaChance	69	261	83	48	13	8	5	52	16	20	32	1	3	.318	.487	.360
Sub George Shoch	65	243	77	47	6	5	1	37	26	16	6	5	8	.317	.395	.394
C Con Daily	67	234	60	40	14	7	0	32	31	8	22	3	6	.256	.376	.351
C Tom Kinslow	62	223	68	39	5	6	2	41	20	4	11	0	2	.305	.408	.362
P Bill Kennedy	48	161	49	22	7	3	0	23	3	2	5	0	6	.304	.385	.317
P Ed Stein	46	147	38	29	8	4	2	30	9	4	18	1	4	.259	.408	.306
P Dan Daub	34	95	18	12	0	1	0	15	7	1	14	0	4	.189	.211	.245
Sub John Anderson	17	63	19	14	1	3	1	19	3	7	3	0	1	.302	.460	.333
Sub Billy Earle (2)	14	50	17	13	6	0	0	6	6	4	2	1	1	.340	.460	.420
P Hank Gastright	16	41	7	4	3	0	0	2	2	1	3	0	0	.171	.244	.209
P Con Lucid	10	33	7	4	1	0	0	1	0	0	4	0	0	.212	.242	.212
Sub Pete Gilbert (1)	6	25	2	1	0	0	0	1	1	2	3	1	0	.080	.080	.148
P Fred Underwood	7	18	7	3	0	1	0	1	2	0	4	0	0	.389	.500	.450

THE ANNUAL RECORD

	G	AB	H	R	2B	3B	HR	RBI	BB	SB	SO	HBP	SH	BA	SA	OBP
P George Sharrott	3	7	3	1	0	0	0	0	0	0	0	0	0	.428	.428	.428
Sub Pete Browning (2)	1	2	2	1	0	0	0	2	1	0	0	0	0	1.000	1.000	1.000
P Jim Korwan	1	2	0	0	0	0	0	0	0	0	0	1	0	.000	.000	.333
P Andy Sommerville	1	0	0	0	0	0	0	0	0	0	0	0	0	.000	.000	.000
	135	4851	1514	1024	231	130	42	872	467	282	295	34	100	.312	.439	.376

1B—Foutz 73, LaChance 56, Daily 7, Treadway 1, Kinslow 1
 2B—Daly 124, Shoch 9, Gilbert 3, Earle 1
 SS—Corcoran 129, Shoch 7
 3B—Shindle 117, Shoch 14, Gilbert 3, Anderson 1
 OF—Burns 126, Treadway 123, Griffin 107, Shoch 35, Anderson 16, LaChance 3, Browning 1, Stein 1, Daub 1
 C—Kinslow 61, Daily 60, Earle 12, LaChance 11
 P—Kennedy 48, Stein 44, Daub 34, Gastright 16, Lucid 10, Underwood 7, Sharrott 3, Sommerville 1, Korwan 1, Foutz 1

	Pos	G	TC	PO	A	DP	E	PB	FA
Corcoran	SS	129	795	280	439	45	76	—	.904
Burns	RF	126	236	209	15	4	12	—	.949
Daly	2B	124	745	320	357	52	68	—	.909
Treadway	LF	123	328	277	16	2	35	—	.893
Shindle	3B	117	471	192	230	12	49	—	.896
Griffin	CF	107	322	297	14	5	11	—	.966
Foutz	1B	73	714	664	33	37	17	—	.976
Kinslow	C	61	291	217	47	4	27	17	.907
Daily	C	60	300	218	61	7	21	11	.930
LaChance	1B	56	535	508	16	26	11		.979
"	C	11	36	25	6	0	5	0	.861
Kennedy	P	48	97	7	82	4	8	—	.918
Stein	P	45	91	20	64	1	7	—	.923
Shoch	CF@	35	94	82	5	1	7	—	.926
"	3B	14	53	17	32	1	4		.925
Daub	P	33	53	4	42	0	7	—	.868
Anderson	RF	16	27	21	0	0	6	—	.778
Gastright	P	16	21	5	14	0	2	—	.905
Earle	C	12	57	36	17	0	4	4	.930
Lucid	P	10	8	3	3	0	2	—	.750
		135	5476	3510	1573	85	393	32	.928

	G	IP	H	GS	CG	W	L	SO	BB	Sh	Sv	ERA	HB	WP	HR
Bill Kennedy	48	360.2	445	41	34	24	20	107	149	0	2	4.92	11	21	15
Ed Stein	44	350	396	40	37	26	14	84	170	2	1	4.63	14	17	10
Dan Daub	34	224	283	27	15	10	12	45	91	0	0	6.11	18	17	7
Hank Gastright	16	93	135	8	6	2	6	20	55	1	2	6.39	6	2	1
Con Lucid	10	71.1	87	9	7	5	3	15	44	0	0	6.56	9	7	6
Fred Underwood	7	47	80	6	5	2	4	10	30	0	0	7.85	2	1	1
George Sharrott	3	18	25	3	2	0	1	7	8	0	0	9.00	5	3	0
Jim Korwan	1	5	9	0	0	0	0	2	5	0	0	14.40	0	1	1
Dave Foutz	1	2	4	0	0	0	0	0	1	0	0	13.50	0	1	0
Andy Sommerville	1	0.1	1	1	0	0	1	0	5	0	0	162.00	0	1	0
—1 forfeit W vs Washington on May 1 when Washington, while leading 2-1 in the 6 th inning, drew a forfeit for excessive arguing—															
		1171.1	1465	135	106	69	61	290	558	3	5	5.56	65	71	41

CLEVELAND

Pat Tebeau

League Park I

	G	AB	H	R	2B	3B	HR	RBI	BB	SB	SO	HBP	SH	BA	SA	OBP
SS Ed McKean	130	554	198	116	30	15	8	128	49	33	12	2	11	.357	.509	.412
LF Jesse Burkett	125	523	187	138	27	14	8	94	84	28	27	1	10	.358	.509	.447
1B Pat Tebeau	125	523	158	82	23	7	3	89	35	30	35	1	9	.302	.390	.347
3B Chippy McGarr	128	523	144	94	24	6	2	74	28	31	29	3	5	.275	.356	.316
2B Cupid Childs	118	479	169	143	21	12	2	52	107	17	11	5	4	.353	.459	.475
C Chief Zimmer	90	341	97	55	20	5	4	65	17	14	31	5	2	.284	.408	.328
C Jack O'Connor	86	330	104	67	23	7	2	51	15	15	7	0	4	.315	.445	.345
RF Harry Blake	73	296	78	51	15	4	1	51	30	1	22	2	10	.264	.351	.335
CF Jimmy McAleer	64	253	73	36	15	1	2	40	13	14	17	3	5	.289	.379	.331
OF Buck Ewing	53	211	53	32	12	4	2	39	24	18	9	0	2	.251	.374	.328
P Cy Young	52	186	40	24	8	4	2	26	2	4	20	0	0	.215	.333	.223
Sub White Wings Tebeau (2)	40	150	47	32	9	4	0	25	25	9	18	0	4	.313	.427	.411
P Nig Cuppy	44	135	35	28	6	3	0	19	15	3	27	0	1	.259	.348	.338
Sub Jake Virtue	29	89	23	15	4	1	0	10	13	1	3	1	2	.258	.326	.359
P John Clarkson	22	55	11	8	0	0	1	7	6	1	9	0	4	.200	.255	.279
P Mike Sullivan (2)	13	44	13	6	1	1	0	8	2	0	9	0	1	.295	.364	.326
P Frank Griffith	7	24	8	4	2	2	0	9	1	0	4	0	1	.333	.583	.360
P Bobby Wallace	4	13	2	0	1	0	0	1	0	0	1	0	0	.154	.231	.154
P Tony Mullane (2)	4	13	1	0	0	0	0	0	4	1	2	0	1	.077	.077	.294
P Charlie Petty (2)	4	12	1	0	0	0	0	0	0	0	2	0	0	.083	.083	.083
P Frank Knauss	2	4	0	1	0	0	0	1	1	0	0	0	1	.000	.000	.200
P Chauncey Fisher (1)	3	4	0	0	0	0	0	1	0	0	4	0	0	.000	.000	.000
P John Lyston	1	2	0	0	0	0	0	0	0	0	2	0	0	.000	.000	.000
P Tom Thomas	1	0	0	0	0	0	0	0	0	0	0	0	0	—	—	—
	130	4764	1442	932	241	90	37	790	471	220	301	24	77	.303	.414	.368

1B—P. Tebeau 115, W. Tebeau 12, O'Connor 7, Virtue 2

2B—Childs 118, P. Tebeau 10, Virtue 3, Ewing 1

SS—McKean 130, P. Tebeau 1

3B—McGarr 128, P. Tebeau 2, W. Tebeau 1

OF—Burkett 125, Blake 73, McAleer 64, Ewing 52, O'Connor 33, W. Tebeau 27, Virtue 21, Clarkson 1, Cuppy 1, Griffith 1

C—Zimmer 89, O'Connor 45

P—Young 52, Cuppy 43, Clarkson 22, Sullivan 13, Griffith 7, Mullane 4, Wallace 4, Petty 4, Fisher 3, Knauss 2, Lyston 1, Virtue 1, Thomas 1, Burkett 1

	Pos	G	TC	PO	A	DP	E	PB	FA
McKean	SS	130	751	269	411	43	71	—	.905
McGarr	3B	128	457	170	242	17	45	—	.902
Burkett	LF	125	283	242	17	5	24	—	.915
Childs	2B	118	750	313	374	51	63	—	.916
P. Tebeau	1B	115	1149	1077	46	66	26	—	.977
"	2B	10	68	29	35	7	4	—	.941
Zimmer	C	89	404	289	100	16	15	9	.963
Blake	RF	73	146	120	16	4	10	—	.932
McAleer	CF	64	193	175	9	3	9	—	.953
Young	P	52	131	16	108	4	7	—	.947
Ewing	RF@	52	102	86	7	2	9	—	.912
O'Connor	C	45	208	161	35	1	12	22	.942
"	CF@	33	104	88	8	3	8	—	.923
Cuppy	P	43	79	17	60	5	2	—	.975
Clarkson	P	22	54	3	42	2	9	—	.833
W. Tebeau	CF@	27	69	63	1	2	5	—	.928
"	1B	12	118	109	1	11	8	—	.932
Virtue	RF@	21	52	43	3	0	6	—	.885
Sullivan	P	13	18	3	14	0	1	—	.944
		130	5298	3367	1587	107	344	31	.935

THE ANNUAL RECORD

	G	IP	H	GS	CG	W	L	SO	BB	Sh	Sv	ERA	HB	WP	HR
Cy Young	52	408.2	488	47	44	26	21	108	106	2	1	3.94	5	4	19
Nig Cuppy	43	316	381	33	29	24	15	65	128	3	0	4.56	10	8	11
John Clarkson	22	150.2	173	18	13	8	10	28	46	1	0	4.42	0	8	8
Mike Sullivan (2)	13	90.2	128	11	9	6	5	19	47	0	0	6.35	3	7	4
Frank Griffith	7	42.1	64	6	3	1	2	15	37	0	0	9.99	9	4	4
Tony Mullane (2)	4	33	46	4	3	1	2	3	10	0	0*	7.64	0	2	3
Charlie Petty (2)	4	27	42	3	2	0	2	4	14	0	0	8.67	3	0	4
Bobby Wallace	4	26	28	3	2	2	1	10	20	0	0	5.19	1	4	1
Chauncey Fisher (1)	3	11	22	2	0	0	2	0	5	0	0	11.45	1	1	0
Frank Knauss	2	11	7	2	1	0	1	2	14	0	0	5.73	3	2	0
Jesse Burkett	1	4	6	0	0	0	0	0	1	0	0	4.50	0	0	0
John Lyston	1	3.2	5	1	0	0	0	0	4	0	0	9.82	0	0	0
Tom Thomas	1	0.1	0	0	0	0	0	0	2	0	1	27.00	0	0	0
Jake Virtue	1	0	0	0	0	0	0	0	1	0	0	—	0	0	0
		1124.1	1390	130	106	68	61	254	435	6	2	4.97	35	40	54

PITTSBURGH

Al Buckenberger (53-55) Connie Mack (12-10)

Exposition Park II

	G	AB	H	R	2B	3B	HR	RBI	BB	SB	SO	HBP	SH	BA	SA	OBP
RF Patsy Donovan	133	577	175	147	21	10	4	76	36	41	12	5	26	.303	.395	.350
1B Jake Beckley	132	537	185	123	36	19	7	122	43	21	16	19	22	.345	.521	.412
2B Lou Bierbauer	131	528	160	87	20	13	3	109	26	19	10	2	20	.303	.407	.338
CF Jake Stenzel	132	525	185	150	39	20	13	121	76	61	13	6	5	.352	.577	.440
LF Elmer Smith	126	490	175	128	33	19	6	74	68	34	12	5	10	.357	.539	.440
SS Jack Glasscock	87	335	94	47	10	7	1	65	32	18	4	4	13	.281	.361	.350
3B Denny Lyons	72	257	82	52	14	4	4	51	43	14	13	4	11	.319	.451	.424
C Connie Mack	70	231	57	33	7	1	1	21	21	4	14	4	14	.247	.299	.320
3B Fred Hartman	49	182	58	41	4	7	2	20	16	12	11	5	8	.319	.451	.389
C Joe Sugden	39	139	46	23	13	2	2	23	14	3	14	3	6	.331	.496	.404
P Red Ehret	46	135	23	6	4	1	0	11	8	0	22	0	10	.170	.215	.217
Sub Buck Weaver (2)	30	115	40	16	7	2	0	24	6	4	1	5	4	.348	.443	.405
P Ad Gumbert	39	114	33	19	4	5	1	19	6	1	20	2	1	.289	.439	.336
Sub Bill Merritt (2)	34	109	30	18	1	2	1	18	15	2	7	0	0	.275	.349	.383
Sub Frank Scheibeck (1)	28	102	36	20	2	3	1	10	11	7	9	0	2	.353	.461	.416
P Frank Killen	28	80	21	13	3	1	0	13	6	0	23	1	1	.263	.325	.322
P Tom Colcolough	23	72	14	10	2	2	0	6	5	1	7	1	1	.194	.278	.256
P Jock Menefee (2)	13	47	12	6	1	2	0	7	3	2	3	0	2	.255	.362	.300
Sub Monte Cross	13	43	19	14	1	5	2	13	5	6	4	2	3	.442	.837	.520
Sub Gene Steere	10	39	8	3	0	0	0	4	2	2	1	0	0	.205	.205	.244
P George Nicol (1)	9	20	9	8	1	0	0	3	0	0	1	0	2	.450	.500	.450
Sub Gene Demontreville	2	8	2	0	0	0	0	0	1	0	4	0	0	.250	.250	.333
P Jack Easton	3	5	0	0	0	0	0	2	0	0	0	0	2	.000	.000	.000
Sub Jim Ritz	1	4	0	1	0	0	0	0	0	1	0	1	0	.000	.000	.200
P Harry Jordan	1	3	0	0	0	0	0	0	1	0	1	0	0	.000	.000	.250
P Phil Knell (1)	1	3	0	1	0	0	0	0	0	0	0	0	0	.000	.000	.000
P Bill Terry (1)	1	0	0	0	0	0	0	0	0	0	0	0	0	—	—	—
	133	4700	1465	965	223	125	48	812	444	257	210	69	163	.312	.443	.379

1B—Beckley 132, Merritt 4

2B—Bierbauer 131, Scheibeck 2

SS—Glasscock 86, Cross 13, Weaver 12, Scheibeck 11, Steere 10, Sugden 3, Demontreville 2

3B—Lyons 72, Hartman 49, Weaver 5, Sugden 4, Scheibeck 3, Ritz 1

OF—Donovan 133, Stenzel 132, Smith 126, Scheibeck 9, Merritt 2, Sugden 1, Weaver 1

C—Mack 70, Sugden 31, Merritt 28, Weaver 14

P—Ehret 46, Gumbert 38, Killen 28, Colcolough 23, Menefee 13, Nicol 9, Easton 3, Terry 1, Jordan 1, Knell 1, Smith 1

	Pos	G	TC	PO	A	DP	E	PB	FA
Donovan	RF	133	313	269	23	5	21	—	.933
Beckley	1B	132	1345	1230	85	80	30	—	.978
Stenzel	CF	132	364	314	23	6	27	—	.926
Bierbauer	2B	131	816	310	456	58	50	—	.939
Smith	LF	126	315	276	18	8	21	—	.933
Glasscock	SS	86	523	191	297	46	35	—	.933
Lyons	3B	72	310	121	157	11	32	—	.897
Mack	C	70	364	277	68	6	19	18	.948
Hartman	3B	49	185	65	97	6	23	—	.876
Ehret	P	46	85	12	61	2	12	—	.859
Gumbert	P	38	71	18	49	3	4	—	.944
Sugden	C	31	145	105	27	4	13	7	.910
Merritt	C	28	126	85	35	5	6	9	.952
Killen	P	28	55	6	44	2	5	—	.909
Colcolough	P	23	40	7	30	1	3	—	.925
Weaver	C	14	53	38	12	5	3	8	.943
"	SS	12	67	26	31	1	10	—	.851
Cross	SS	13	79	34	39	7	6	—	.924
Menefee	P	13	44	10	30	0	4	—	.909
Scheibek	SS	11	55	23	26	4	6	—	.891
Steere	SS	10	48	15	28	4	5	—	.896
		133	5544	3504	1685	106	354	41	.936

	G	IP	H	GS	CG	W	L	SO	BB	Sh	Sv	ERA	HB	WP	HR
Red Ehret	46	346.2	441	38	31	19	21	102	128	1	0	5.14	10	5	12
Ad Gumbert	38	271	376	32	26	15	14	67	85	0	0	6.04	6	2	13
Frank Killen	28	204	261	28	20	14	11	62	86	1	0	4.50	5	2	3
Tom Colcolough	23	150.2	213	14	11	8	5	29	72	0	0	7.23	5	7	5
Jock Menefee (2)	13	111.2	159	13	13	5	8	33	39	0	0	5.40	2	1	4
George Nicol (1)	9	46.1	58	5	3	3	4	13	39	0	0	6.22	5	1	2
Jack Easton	3	19.2	26	1	1	0	1	1	4	0	0	4.12	3	1	0
Harry Jordan	1	9	10	1	1	1	0	1	2	0	0	4.00	1	0	0
Phil Knell (1)	1	7	11	0	0	0	0	0	6	0	0	11.57	1	1	0
Elmer Smith	1	4	6	0	0	0	0	0	1	0	0	4.50	1	1	0
Bill Terry (1)	1	0.2	2	1	0	0	1	0	4	0	0	67.50	0	0	0
		1170.2	1563	134	106	65	65	308	466	2	0	5.62	39	21	39

CHICAGO

Cap Anson

West Side Park II

	G	AB	H	R	2B	3B	HR	RBI	BB	SB	SO	HBP	SH	BA	SA	OBP
LF Walt Wilmot	135	604	199	136	45	12	5	130	36	76	27	1	14	.329	.469	.368
2B Jiggs Parrott	126	525	130	82	17	9	3	65	16	30	35	3	9	.248	.331	.274
SS Bill Dahlen	122	507	182	150	32	14	15	108	76	42	33	3	10	.359	.566	.445
3B Charlie Irwin	130	504	149	85	25	9	8	100	64	35	23	10	4	.296	.429	.386
RF Jimmy Ryan	110	482	172	133	37	7	3	62	51	11	24	3	10	.357	.481	.422
CF Bill Lange	113	449	146	86	17	9	6	91	56	65	18	2	4	.325	.443	.402
UT George Decker	93	393	122	76	17	7	8	93	24	23	20	5	2	.310	.450	.358
C Pop Schriver	98	354	97	56	12	3	3	49	32	9	21	6	7	.274	.350	.344
1B Cap Anson	84	343	133	85	29	4	5	100	40	17	15	3	5	.388	.539	.457
C Mal Kittridge	51	168	53	36	8	2	0	23	26	2	20	0	5	.315	.387	.407
P Clark Griffith	46	142	33	27	5	4	0	15	23	6	9	0	0	.232	.324	.339
P Bill Hutchison	40	136	42	30	3	0	6	16	11	2	17	0	2	.309	.463	.361
P Scott Stratton (2)	24	99	37	30	5	4	3	23	6	3	1	1	0	.374	.596	.415
P Bill Terry (2)	30	95	33	19	4	2	0	17	11	3	12	0	0	.347	.432	.415

THE ANNUAL RECORD

	G	AB	H	R	2B	3B	HR	RBI	BB	SB	SO	HBP	SH	BA	SA	OBP
P Willie McGill	27	82	20	10	5	0	0	3	15	1	12	0	1	.244	.305	.361
Sub Sam Dungan (1)	10	39	9	5	2	0	0	3	7	1	1	0	0	.231	.282	.348
P Bert Abbey	11	39	5	3	0	0	0	4	2	1	7	0	2	.128	.128	.171
Sub Lew Camp	8	33	6	1	2	0	0	1	1	0	6	0	1	.182	.242	.206
Sub Frank Houseman	4	15	6	5	3	1	0	4	5	2	3	1	0	.400	.733	.571
P Kid Camp	3	11	0	0	0	0	0	0	0	0	1	0	1	.000	.000	.000
P Frank Donnelly	1	1	1	0	0	0	0	0	0	0	0	0	0	1.000	1.000	1.000
P Fritz Clausen	2	1	0	0	0	0	0	0	0	0	1	0	0	.000	.000	.000
	137	5022	1574	1056	268	87	65	907	507	329	306	38	77	.313	.440	.381

1B—Anson 83, Decker 49, Schriver 2, Stratton 2, Terry 2
 2B—Parrott 125, L. Camp 8, Decker 2, Houseman 1, Anson 1
 SS—Dahlen 67, Irwin 62, Houseman 3, Schriver 3, Lange 2, Decker 1, Griffith 1
 3B—Irwin 68, Dahlen 55, Decker 8, Schriver 3, Parrott 1, Lange 1
 OF—Wilmot 135, Lange 111, Ryan 110, Decker 29, Dungan 10, Terry 7, Griffith 7, Stratton 5, Hutchison 4
 C—Schriver 90, Kittridge 51
 P—Hutchison 37, Griffith 36, McGill 27, Terry 23, Stratton 16, Abbey 11, K. Camp 3, Clausen 2, Donnelly 1

	Pos	G	TC	PO	A	DP	E	PB	FA
Wilmot	LF	135	324	266	16	5	42	—	.870
Parrott	2B	125	723	290	384	57	49	—	.932
Lange	CF	111	332	278	25	10	29	—	.912
Ryan	RF	110	271	224	22	3	25	—	.908
Schriver	C	90	423	295	94	13	33	15	.920
Anson	1B	83	798	743	47	53	8	—	.990
Irwin	3B	68	258	89	123	15	47	—	.818
"	SS	62	382	119	219	21	44	—	.885
Dahlen	SS	67	500	192	258	43	50	—	.900
"	3B	55	250	96	129	10	25	—	.900
Kittridge	C	51	265	209	36	4	20	15	.925
Decker	1B	49	465	438	15	29	12	—	.974
"	CF@	29	75	54	9	0	12	—	.840
Griffith	P	36	69	20	45	1	4	—	.942
Hutchison	P	37	60	10	45	1	5	—	.917
McGill	P	27	38	4	30	0	4	—	.895
Terry	P	23	40	9	26	0	5	—	.875
Stratton	P	16	32	8	22	2	2	—	.938
Abbey	P	11	18	2	13	0	3	—	.833
Dungan	RF@	10	17	15	2	1	0	—	1.000
		135	5588	3482	1646	115	458	30	.918

	G	IP	H	GS	CG	W	L	SO	BB	Sh	Sv	ERA	HB	WP	HR
Bill Hutchison	37	279	374	34	28	14	16	60	140	0	0	6.03	18	5	9
Clark Griffith	36	261.1	328	30	28	21	14	71	85	0	0	4.94	15	5	12
Willie McGill	27	208	272	23	22	7	19	58	117	0	0	5.84	10	6	2
Bill Terry (2)	23	163.1	232	21	16	5	11	39	123	0	0	5.84	16	14	12
Scott Stratton (2)	16	128.1	205	13	12	8	5	24	42	0	0	5.89	3	4	5
Bert Abbey	11	92	119	11	10	2	7	24	37	0	0	5.18	3	0	3
Kid Camp	3	22	34	2	2	0	1	6	12	0	0	6.55	1	3	0
Frank Donnelly	1	4.2	6	0	0	0	0	1	8	0	0	15.43	0	0	0
Fritz Clausen	2	4.1	5	2	0	0	1	1	5	0	0	14.54	0	0	0
—1 forfeit L vs Louisville on Aug. 3 when Cap Anson refused to play with the balls that were given by Louisville to the game umpire, claiming they were illegal balls—															
	1163	1575	135	118	57	74	284	569	0	0	5.72	66	37	43	

ST. LOUIS

Doggie Miller

Sportsman's Park II

	G	AB	H	R	2B	3B	HR	RBI	BB	SB	SO	HBP	SH	BA	SA	OBP
CF Frank Shugart	133	527	154	103	19	18	7	72	38	21	37	9	13	.292	.436	.350
RF Tommy Dowd	123	524	142	92	16	8	4	62	54	31	33	2	9	.271	.355	.341
SS Bones Ely	127	510	156	85	20	12	12	89	30	23	34	0	13	.306	.463	.344
3B Doggie Miller	127	481	163	93	9	11	8	86	58	17	9	4	8	.339	.453	.314
2B Joe Quinn	106	405	116	59	18	1	4	61	24	25	8	1	13	.286	.365	.328
1B Roger Connor (2)	99	380	122	83	28	25	7	79	51	17	17	6	2	.321	.582	.410
C Heinie Peitz	99	338	89	52	19	9	3	49	43	14	21	1	7	.263	.399	.348
LF Charlie Frank	80	319	89	52	12	7	4	42	44	14	13	3	12	.279	.398	.372
Sub Dick Cooley	54	206	61	35	3	1	1	21	12	7	16	0	6	.296	.335	.335
P Ted Breitenstein	63	182	40	27	7	2	0	13	31	3	19	2	9	.220	.280	.340
P Pink Hawley	53	163	43	16	6	6	2	23	5	2	16	3	5	.264	.411	.298
Sub Art Twineham	38	127	40	22	4	1	1	16	9	2	11	6	1	.315	.386	.387
Sub Marty Hogan (2)	29	100	28	11	3	4	0	13	3	7	13	1	3	.280	.390	.308
Sub Dick Buckley (1)	29	89	16	5	1	2	1	3	6	1	3	1	7	.180	.270	.240
P Dad Clarkson	33	88	16	11	0	1	0	7	16	1	28	1	0	.182	.205	.314
Sub Tim O'Rourke (2)	18	71	20	10	4	1	0	10	8	2	3	0	0	.282	.366	.354
P Kid Gleason (1)	9	28	7	3	0	1	0	1	2	0	1	0	0	.250	.321	.300
Sub Joe Peitz	7	26	11	10	2	3	0	3	6	2	1	0	0	.423	.731	.531
P Ernie Mason	4	12	3	0	0	0	0	0	1	0	1	0	0	.250	.250	.308
Sub Paul Russell	3	10	1	1	0	0	0	0	0	0	2	0	1	.100	.100	.100
Sub Will Brown (2)	3	9	1	0	0	0	0	0	0	0	2	0	3	.111	.111	.111
Sub Pete Browning (1)	2	7	1	1	0	0	0	0	0	0	0	0	0	.143	.143	.143
Sub George Paynter	1	4	0	0	0	0	0	0	1	1	0	0	0	.000	.000	.200
Sub Art Ball	1	3	1	0	0	0	0	0	0	0	1	0	0	.333	.333	.333
Sub John Ricks	1	1	0	0	0	0	0	0	0	0	0	0	0	.000	.000	.000
	133	4610	1320	771	171	113	54	650	442	190	289	40	112	.286	.408	.354

1B—Connor 99, H. Peitz 14, Miller 12, Frank 3, Brown 3, Buckley 1, Gleason 1, Cooley 1

2B—Quinn 106, Miller 18, Dowd 7, Ely 1, Russell 1, Ball 1

SS—Ely 126, Shugart 7, Cooley 1, Miller 1

3B—Miller 52, H. Peitz 47, O'Rourke 18, Cooley 13, Shugart 7, Russell 1, Ricks 1, Dowd 1

OF—Shugart 122, Dowd 117, Frank 77, Cooley 39, Hogan 29, J. Peitz 7, Breitenstein 7, Miller 4, Browning 2, Hawley 1, Paynter 1, Russell 1, Mason 1,

C—Miller 41, H. Peitz 39, Twineham 38, Buckley 27

P—Breitenstein 56, Hawley 53, Clarkson 32, Gleason 8, Mason 4, Frank 2, Ely 1, H. Peitz 1

	Pos	G	TC	PO	A	DP	E	PB	FA
Ely	SS	126	794	273	442	51	79	—	.901
Shugart	CF	122	331	276	26	2	29	—	.912
Dowd	RF	117	229	199	14	4	16	—	.930
Quinn	2B	106	714	341	339	74	34	—	.952
Connor	1B	99	991	897	68	72*	26	—	.974
Frank	LF	77	198	161	11	4	26	—	.869
Breitenstein	P	56	134	42	83	4	9	—	.933
Hawley	P	53	118	29	77	2	12	—	.898
Miller	3B	52	197	68	96	6	33		.832
"	C	41	187	140	36	3	11	9	.941
"	2B	18	92	31	50	3	11		.880
"	1B	12	124	115	7	5	2		.984
H. Peitz	3B	47	156	67	73	4	16		.897
"	C	39	210	146	51	3	13	12	.938
"	1B	14	123	107	12	11	4		.967
Cooley	LF@	39	90	74	1	1	15	—	.833
"	3B	13	43	10	21	1	12		.721

THE ANNUAL RECORD

	Pos	G	TC	PO	A	DP	E	PB	FA
Twineham	C	38	197	147	38	1	12	17	.939
Clarkson	P	32	62	11	46	5	5	—	.919
Hogan	LF@	29	53	42	5	5	6	—	.887
Buckley	C	27	125	88	29	2	8	2	.936
O'Rourke	3B	18	72	29	33	3	10	—	.861
		133	5543	3476	1641	109	426	40	.923

	G	IP	H	GS	CG	W	L	SO	BB	Sh	Sv	ERA	HB	WP	HR
Ted Breitenstein	56	447.1	497	50	46	27	23	140	191	1	0	4.79	11	5	20
Pink Hawley	53	392.2	481	41	36	19	27	120	140	0	0	4.90	21	21	15
Dad Clarkson	32	233.1	318	32	24	8	17	46	117	1	0	6.36	11	11	9
Kid Gleason (1)	8	58	75	8	6	2	6	9	21	0	0	6.05	3	1	2
Ernie Mason	4	22.2	34	2	2	0	3	3	10	0	0	7.15	0	0	1
Charlie Frank	2	3	6	0	0	0	0	1	7	0	0	15.00	0	0	1
Heinie Peitz	1	3	7	0	0	0	0	0	2	0	0	9.00	1	0	0
Bones Ely	1	1	0	0	0	0	0	0	3	0	0	0.00	0	1	0
		1161	1418	133	114	56	76	319	500	2	0	5.29	47	39	48

CINCINNATI
Charlie Comiskey
 League Park II

	G	AB	H	R	2B	3B	HR	RBI	BB	SB	SO	HBP	SH	BA	SA	OBP	
3B Arlie Latham	131	574	167	132	23	6	4	60	61	62	24	9	11	.313	.401	.392	
LF Bug Holliday	123	521	196	126	24	8	13	123	41	33	20	2	4	.376	.528	.424	
CF Dummy Hoy	130	503	153	118	23	13	5	71	90	28	19	12	11	.304	.431	.421	
SS Germany Smith	129	492	130	73	34	6	3	79	41	15	28	2	3	.264	.376	.323	
2B Bid McPhee	128	483	151	113	21	10	5	93	91	33	23	6	6	.313	.429	.428	
RF Jim Canavan	103	364	100	81	16	10	13	74	64	13	25	0	6	.275	.481	.383	
Sub Farmer Vaughn	72	284	88	50	15	5	8	64	12	5	11	0	2	.310	.482	.338	
C Morg Murphy	76	261	70	42	9	0	1	37	26	6	36	1	6	.268	.314	.337	
P Tom Parrott	68	229	74	51	12	6	4	40	17	4	10	1	1	.323	.480	.372	
1B Charlie Comiskey	63	228	61	26	9	0	0	38	5	10	5	4	5	.268	.307	.295	
P Frank Dwyer	54	172	46	31	9	2	2	28	15	0	13	0	0	.267	.378	.326	
Sub Jack McCarthy	40	167	45	29	9	1	0	21	17	3	6	3	4	.269	.335	.348	
Sub Bill Merritt (3)	30	117	38	17	6	1	1	22	10	4	3	2	0	.325	.419	.388	
P Icebox Chamberlain	23	70	22	10	7	1	1	7	7	2	5	0	3	.314	.486	.377	
Sub Frank Motz	18	69	14	8	4	0	0	12	9	2	1	1	0	.203	.261	.304	
P Bill Whitrock (2)	19	65	15	10	1	0	0	8	2	1	4	0	0	.231	.246	.254	
Sub Bill Massey	13	53	15	7	3	0	0	5	3	0	2	0	0	.283	.340	.321	
P Chauncey Fisher (2)	12	47	10	5	1	1	1	4	1	0	2	0	0	.213	.340	.234	
P George Cross	8	26	6	3	1	1	0	4	1	0	4	0	0	.231	.346	.259	
Sub Marty Hogan (1)	6	23	3	4	0	0	0	3	1	2	4	0	0	.130	.130	.167	
P Henry Fournier	6	19	2	0	0	0	0	1	1	0	5	0	0	.105	.105	.150	
P Jesse Tannehill	5	11	0	0	0	0	0	1	1	0	2	0	0	.000	.000	.083	
Sub Connie Murphy	1	4	0	0	0	0	0	0	1	0	1	0	0	.000	.000	.200	
P ? McGuire	1	4	1	0	0	0	0	0	0	0	0	0	0	.250	.250	.250	
P Carney Flynn	2	3	0	0	0	0	0	0	0	0	0	0	0	.000	.000	.000	
P Fred Blank	1	3	0	0	0	0	0	0	0	0	2	0	0	.000	.000	.000	
P Bill Pfann	1	1	0	0	0	0	0	0	0	0	0	0	0	.000	.000	.000	
		134	4753	1407	936	228	71	61	795	517	223	255	43	62	.296	.412	.370

1B—Comiskey 62, Vaughn 27, Motz 18, McCarthy 15, Parrott 12, Massey 10, Merritt 1, Canavan 1, Holliday 1
 2B—McPhee 128, Massey 2, Latham 2, Canavan 1, Parrott 1
 SS—Smith 129, Vaughn 3, Canavan 3, Dwyer 2, M. Murphy 1, Parrott 1
 3B—Latham 129, Merritt 3, Canavan 2, M. Murphy 1, Massey 1, Parrott 1, Whitrock 1
 OF—Hoy 130, Holliday 121, Canavan 97, McCarthy 25, Parrott 13, Dwyer 10, Vaughn 8, Whitrock 7, Hogan 6, Merritt 1,
 Comiskey 1,
 C—M. Murphy 74, Vaughn 43, Merritt 24, C. Murphy 1
 P—Dwyer 45, Parrott 41, Chamberlain 23, Fisher 12, Whitrock 11, Cross 8, Fournier 6, Tannehill 5, Flynn 2, Pfann 1, Blank 1,
 McGuire 1

	Pos	G	TC	PO	A	DP	E	PB	FA
Hoy	CF	130	391	320	30	3	41	—	.895
Smith	SS	129	823	226	513	76	74	—	.910
Latham	3B	129	474	159	249	20	66	—	.861
McPhee	2B	128	892	392	451	72	49	—	.945
Holliday	LF	121	296	248	22	6	26	—	.912
Canavan	RF	97	221	190	10	6	23	—	.897
M. Murphy	C	75	294	195	70	5	29	6	.901
Comiskey	1B	62	603	561	26	39	16	—	.973
Dwyer	P	45	98	31	62	2	5	—	.949
"	RF@	10	7	6	0	0	1		.857
Vaughn	C	43	208	150	41	1	17	8	.918
"	1B	27	215	198	13	17	4		.981
Parrott	P	41	98	25	66	2	7	—	.929
"	LF@	13	39	29	5	1	5		.872
"	1B	12	98	84	8	7	6		.939
McCarthy	RF@	25	57	45	6	0	6	—	.895
"	1B	15	168	148	13	12	7		.958
Merritt	C	25	91	60	27	1	4	4	.956
Chamberlain	P	23	37	6	28	1	3	—	.919
Motz	1B	18	205	186	18	10	1	—	.995
Fisher	P	12	20	3	14	0	3	—	.850
Massey	1B	10	115	109	5	16	1	—	.991
Whitrock	P	11	21	6	15	1	0	—	1.000
		132	5719	3491	1798	122	430	19	.925

	G	IP	H	GS	CG	W	L	SO	BB	Sh	Sv	ERA	HB	WP	HR
Frank Dwyer	45	348	471	39	34	19	21	49	106	1	1	5.07	15	9	27
Tom Parrott	41	308.2	402	36	31	17	19	61	126	1	1	5.60	11	8	19
Icebox Chamberlain	23	177.2	220	22	18	10	9	57	91	1	0	5.77	12	11	10
Chauncey Fisher (2)	12	100	53	12	11	2	8	17	46	0	0	7.45	1	3	4
Bill Whitrock (2)	11	79.1	121	9	9	2	6	10	46	0	0	6.24	9	3	7
George Cross	8	53	94	7	3	3	4	11	21	0	0	8.49	5	0	9
Henry Fournier	6	45	71	4	4	1	3	5	20	0	0	5.40	2	1	4
Jesse Tannehill	5	29	37	2	1	1	1	7	16	0	1	7.14	1	0	1
Fred Blank	1	8	5	1	1	0	1	1	9	0	0	4.50	0	0	0
Carney Flynn	2	7.2	16	1	0	0	2	4	10	0	0	17.61	1	0	3
? McGuire	1	6	15	0	0	0	0	1	5	0	0	10.50	0	0	0
Bill Pfann	1	3	10	1	0	0	1	0	4	0	0	27.00	0	0	1

* One combined shutout on June 30: Tannehill 3 innings, Parrott 6 innings

1165.1 1615 134 112 55 75 223 500 4 3 5.99 57 35 85

WASHINGTON

Gus Schmelz

Boundary Field

	G	AB	H	R	2B	3B	HR	RBI	BB	SB	SO	HBP	SH	BA	SA	OBP
CF Charlie Abbey	129	523	164	95	26	18	7	101	58	31	38	7	1	.314	.472	.389
1B Ed Cartwright	132	507	149	88	35	13	12	106	57	31	43	8	3	.294	.485	.374
RF Bill Hassamaer	118	494	159	106	33	17	4	90	41	16	20	1	10	.322	.482	.375
C Deacon McGuire	104	425	130	67	18	6	6	78	33	11	19	7	4	.306	.419	.366
LF Kip Selbach	97	372	114	69	21	17	7	71	52	21	20	0	5	.306	.511	.390
3B Bill Joyce	99	355	126	103	25	14	17	89	87	21	33	12	3	.355	.648	.496
2B Piggy Ward	98	347	105	86	11	7	0	36	80	41	31	11	5	.303	.375	.447
UT Paul Radford	95	325	78	61	13	5	0	49	65	24	33	7	6	.240	.311	.378
Sub White Wings Tebeau (1)	61	222	50	41	10	6	0	28	37	17	20	2	7	.225	.324	.341
SS Frank Scheibeck (2)	52	196	45	49	2	4	0	17	45	11	24	4	0	.230	.281	.384
P Win Mercer	53	164	48	29	5	2	2	19	9	9	20	0	1	.293	.384	.328
Sub Ed Dugdale	38	134	32	19	4	2	0	16	13	7	14	0	0	.239	.299	.306
P Al Maul	41	125	30	23	3	3	2	20	14	1	11	7	1	.240	.360	.352
P Otis Stocksdale	24	71	23	10	1	0	0	6	2	2	5	1	1	.324	.338	.351
Sub Joe Sullivan	17	60	15	7	3	0	0	5	6	3	2	4	2	.250	.300	.357
P Mike Sullivan (1)	20	57	9	4	1	1	1	7	2	0	11	0	1	.158	.263	.186
P Duke Esper (1)	19	54	14	7	3	1	1	4	4	0	7	0	0	.259	.407	.310
P Charlie Petty (1)	16	41	8	5	0	1	0	3	4	0	8	0	5	.195	.244	.267
Sub Tim O'Rourke (3)	7	25	5	4	2	1	0	2	2	0	1	0	1	.200	.360	.259
P Jake Boyd	6	21	3	1	0	0	0	1	1	2	4	0	0	.143	.143	.182
P George Haddock (2)	5	16	3	4	2	0	0	3	1	1	2	0	0	.188	.313	.235
P John Malarkey	4	14	1	1	0	0	0	0	0	0	8	0	0	.071	.071	.071
Sub Kid Mohler	3	9	1	0	0	0	0	0	2	0	4	0	0	.111	.111	.273
P Varney Anderson	2	7	3	2	0	0	0	0	0	0	2	0	0	.429	.429	.429
Sub Count Campau	2	7	1	1	0	0	0	0	1	0	4	0	0	.143	.143	.250
P Ben Stephens	3	4	1	0	0	0	0	0	0	0	0	0	0	.250	.250	.250
P Rip Egan	1	3	0	0	0	0	0	1	1	0	0	0	0	.000	.000	.250
P Bill Wynne	1	3	0	0	0	0	0	0	1	0	1	0	0	.000	.000	.250
<hr/>																
	132	4581	1317	882	218	118	59	762	617	249	375	71	56	.287	.425	.381

1B—Cartwright 132

2B—Ward 79, Radford 25, Hassamaer 14, J. Sullivan 8, O'Rourke 4, Mohler 3, Stocksdale 2

SS—Scheibeck 52, Radford 47, Selbach 19, J. Sullivan 6, Hassamaer 4, Ward 3, O'Rourke 3, Stocksdale 1

3B—Joyce 99, Hassamaer 31, Dugdale 3, Ward 1, Stocksdale 1, J. Sullivan 1

OF—Abbey 129, Selbach 80, Hassamaer 68, Tebeau 61, Radford 24, Maul 14, Ward 12, Stocksdale 4, Mercer 4, Boyd 3,

Campau 2, Dugdale 2, Haddock 1, J. Sullivan 1, Malarkey 1, Esper 1, M. Sullivan 1

C—McGuire 104, Dugdale 33

P—Mercer 49, Maul 29, M. Sullivan 20, Esper 18, Stocksdale 18, Petty 16, Haddock 4, Stephens 3, Boyd 3, Malarkey 3,

Anderson 2, Wynne 1, Egan 1

	Pos	G	TC	PO	A	DP	E	PB	FA
Cartwright	1B	132	1326	1219	71	63	36	—	.973
Abbey	CF	126	407	344	26	6	37	—	.909
McGuire	C	104	438	288	114	8	36	27	.918
Joyce	3B	99	387	152	183	20	52	—	.866
Selbach	LF	80	176	153	8	2	15	—	.915
"	SS	19	129	52	54	5	23	—	.822
Ward	2B	79	449	167	237	21	45	—	.900
"	LF@	12	26	22	1	1	3	—	.885
Hassamaer	RF	68	131	109	11	4	11	—	.916
"	3B	31	169	65	83	3	21	—	.876
"	2B	14	85	44	33	5	8	—	.906
Tebeau	OF	61	147	118	8	1	21	—	.857

	Pos	G	TC	PO	A	DP	E	PB	FA
Scheibeck	SS	52	356	108	204	15	44	—	.876
Mercer	P	49	87	14	68	1	5	—	.943
Radford	SS	47	359	125	181	15	53	—	.852
"	RF@	24	43	32	7	0	4		.907
"	2B	25	137	62	59	8	16		.883
Dugdale	C	33	119	72	32	0	15	9	.874
Maul	P	28	65	8	49	0	8	—	.877
"	RF@	12	25	22	2	1	1		.960
M. Sullivan	P	20	30	5	21	0	4	—	.867
Esper	P	18	29	6	22	1	1	—	.966*
Stocksdale	P	18	33	8	24	0	1	—	.970
Petty	P	16	28	7	16	0	5	—	.821
		132	5446	3316	1631	81	499	36	.908

	G	IP	H	GS	CG	W	L	SO	BB	Sh	Sv	ERA	HB	WP	HR
Win Mercer	40	336.1	431	38	29	17	23	72	126	0	3	3.85	14	11	9
Al Maul	29	204.2	272	27	21	11	15	34	73	0	0	5.94	10	7	12
Mike Sullivan (1)	20	117.2	166	12	11	2	10	21	74	0	1	6.58	8	8	10
Otis Stocksdale	18	117.1	176	14	11	5	9	10	42	0	0	5.06	14	6	10
Duke Esper (1)	18	116	191	14	7	5	10	24	39	0	0	7.45	9	4	8
Charlie Petty (1)	16	103	156	12	8	3	8	14	32	0	0	5.59	2	0	4
George Haddock (2)	4	29	50	4	4	0	4	1	17	0	0	8.69	1	5	2
John Malarkey	3	26	42	3	3	2	1	3	5	0	0	4.15	0	1	1
Jake Boyd	3	19	37	3	3	0	3	3	14	0	0	8.53	1	2	1
Varney Anderson	2	14	15	2	2	0	2	3	6	0	0	7.07	1	0	0
Ben Stephens	3	11	19	2	1	0	0	1	8	0	0	4.91	1	0	1
Bill Wynne	1	8	10	1	1	0	1	2	8	0	0	6.75	2	2	0
Rip Egan	1	5	8	0	0	0	0	2	2	0	0	10.80	0	0	1
—1 forfeit L vs Brooklyn on May 1—															
	1107	1573	132	101	45	86	190	446	0	4	5.51	63	46	59	

LOUISVILLE

Billy Barnie
Eclipse Park II

	G	AB	H	R	2B	3B	HR	RBI	BB	SB	SO	HBP	SH	BA	SA	OBP
CF Tom Brown	129	541	137	123	22	14	9	57	60	66	74	3	14	.253	.396	.331
SS Danny Richardson	116	430	109	51	71	2	1	40	35	8	31	5	4	.253	.309	.317
C John Grim	109	412	123	66	27	7	7	70	18	14	15	10	8	.299	.449	.343
2B Fred Pfeffer	105	414	128	70	12	15	5	61	30	32	14	1	15	.309	.447	.357
LF Fred Clarke	77	314	86	55	11	7	7	48	26	26	27	4	1	.274	.420	.337
1B Lute Lutenberg	70	255	49	43	10	4	0	23	23	4	21	9	3	.192	.263	.283
Sub Buck Weaver (1)	64	244	54	19	5	2	3	24	7	3	11	2	8	.221	.295	.249
3B Jerry Denny	60	221	61	26	11	7	0	32	15	8	20	0	9	.276	.389	.325
Sub Tim O'Rourke (1)	55	220	61	26	11	7	0	32	13	10	12	3	6	.277	.318	.354
OF Larry Twitchell	52	210	56	28	16	3	2	32	15	8	20	0	9	.267	.400	.316
3B Pat Flaherty	39	150	43	15	5	3	0	15	9	2	7	1	1	.287	.360	.331
RF Ollie Smith	37	137	41	27	6	1	3	20	29	13	15	3	1	.299	.423	.432
P George Hemming (1)	36	131	33	20	2	6	2	10	5	2	20	0	0	.252	.405	.279
P Phil Knell (2)	32	113	31	10	2	4	1	13	0	1	18	0	1	.274	.389	.274
Sub George Nicol (2)	27	108	38	12	6	4	0	19	2	4	3	2	1	.352	.481	.375
Sub Pete Gilbert (2)	28	108	33	13	3	1	1	14	5	2	4	3	1	.306	.380	.353
P Jock Menefee (1)	29	79	13	7	1	0	0	4	8	2	7	1	8	.165	.177	.250
P Jack Wadsworth	22	74	19	9	5	1	0	10	4	0	20	0	1	.257	.351	.295
Sub Billy Earle (1)	22	65	23	10	1	0	0	7	9	2	3	0	3	.354	.369	.432
Sub Will Brown (1)	13	48	10	5	2	0	0	9	5	1	7	0	0	.208	.250	.283

THE ANNUAL RECORD

	G	AB	H	R	2B	3B	HR	RBI	BB	SB	SO	HBP	SH	BA	SA	OBP
Sub Fred Zahner	14	49	10	7	1	1	0	4	3	2	6	0	0	.204	.245	.250
Sub Fred Lake	16	42	12	8	2	0	1	10	11	2	6	4	0	.286	.405	.474
P Scott Stratton (1)	13	37	12	9	1	2	0	4	4	1	2	0	0	.324	.459	.390
Sub Sam Dungan (2)	8	32	11	6	1	0	0	3	4	2	1	0	1	.344	.375	.417
Sub Henry Cote	10	31	9	7	2	2	0	3	5	2	6	0	0	.290	.484	.289
P Bert Inks (2)	8	27	12	4	0	0	0	3	1	0	1	0	1	.444	.444	.464
P Matt Kilroy	8	17	2	2	0	0	0	1	1	1	6	1	0	.118	.118	.211
P Bill Peppers	2	4	0	0	0	0	0	0	0	0	0	0	0	.000	.000	.000
P Bill Whitrock (1)	1	2	0	0	0	0	0	0	0	0	1	0	0	.000	.000	.000
	131	4518	1216	698	173	89	42	564	355	219	368	54	93	.269	.375	.330

1B—Lutenberg 68, O'Rourke 30, Brown 13, Weaver 10, Grim 7, Zahner 1, Earle 1, Hemming 1
 2B—Pfeffer 91, Grim 24, Richardson 10, Lake 6, Lutenberg 2, O'Rourke 1, Earle 1, Weaver 1
 SS—Richardson 107, Pfeffer 15, Weaver 12, Lake 5, O'Rourke 3, Menefee 1, Zahner 1
 3B—Denny 60, Flaherty 39, Gilbert 28, O'Rourke 3, Grim 1, Earle 1
 OF—Brown 130, Clarke 77, Twitchell 51, Smith 39, Weaver 35, Nicol 26, O'Rourke 18, Dungan 8, Stratton 5, Zahner 2, Earle 1
 C—Grim 78, Earle 18, Weaver 17, Cote 10, Zahner 10, Lake 5
 P—Hemming 35, Knell 32, Menefee 28, Wadsworth 22, Inks 8, Kilroy 8, Stratton 7, Peppers 2, Whitrock 1, Twitchell 1, Nicol 1, Pfeffer 1

	Pos	G	TC	PO	A	DP	E	PB	FA
T. Brown	CF	130	387	332	21	8	34	—	.912
Richardson	SS	107	646	232	360	59	54	—	.916
"	2B	10	66	35	28	5	3	—	.955
Pfeffer	2B	91	587	263	288	59	36	—	.939
"	SS	15	94	26	56	9	12	—	.872
Grim	C	78	398	264	105	9	29	16	.927
"	2B	24	143	58	73	10	12	—	.916
Clarke	LF	77	201	163	15	2	23	—	.886
Lutenberg	1B	68	654	601	38	55	15	—	.977
Denny	3B	60	239	85	124	12	30	—	.874
Twitchell	RF@	51	130	103	15	4	12	—	.908
Flaherty	3B	39	135	44	71	7	20	—	.852
Smith	RF	39	77	63	5	0	9	—	.883
Weaver	RF@	35	71	60	8	0	3	—	.958
"	C	17	68	47	15	4	6	8	.912
"	1B	10	90	84	4	5	2	—	.978
Hemming	P	35	68	18	46	1	4	—	.941
Knell	P	32	63	15	35	1	13	—	.794
O'Rourke	1B	30	301	270	24	29	7	—	.977
"	LF@	18	41	34	1	0	6	—	.854
Menefee	P	28	67	18	45	0	4	—	.940
Gilbert	3B	28	128	45	50	5	33	—	.742
Nicol	RF@	26	43	32	2	1	9	—	.791
Wadsworth	P	22	41	14	25	2	2	—	.951
Earle	C	18	87	52	31	1	4	4	.954
W. Brown	1B	13	133	113	17	6	3	—	.977
Cote	C	10	61	40	16	3	5	1	.918
Zahner	C	10	36	23	5	0	8	2	.778
		131	5376	3314	1627	131	435	31	.919

	G	IP	H	GS	CG	W	L	SO	BB	Sh	Sv	ERA	HB	WP	HR
George Hemming (1)	35	294.1	358	32	32	13	19	66	133	1	1	4.37	9	5	8
Phil Knell (2)	32	247	330	28	25	7	21	67	104	0	0	5.32	14	13	8
Jock Menefee (1)	28	211.2	258	24	20	8	17	43	50	1	0	4.29	9	3	3
Jack Wadsworth	22	173	261	22	20	4	18	57	103	0	0	7.60	4	13	10
Bert Inks (2)	8	59.2	87	8	8	2	6	8	34	0	0	6.49	1	0	2
Scott Stratton (1)	7	43	72	5	4	1	5	3	13	0	0	8.37	3	1	3
Matt Kilroy	8	37	46	7	3	0	5	11	20	0	0	3.89	2	1	2
George Nicol (2)	2	17	35	2	2	0	1	4	16	0	0	13.76	1	0	4
Bill Peppers	2	8	10	1	0	0	1	0	4	0	0	6.75	0	0	0
Fred Pfeffer	1	7	8	0	0	0	0	0	6	0	0	2.57	1	0	0
Bill Whitrock (1)	1	4	8	1	0	0	1	0	2	0	0	9.00	0	0	0
Larry Twitchell	1	3	5	0	0	0	0	0	1	0	0	6.00	0	0	1
—1 forfeit W vs Chicago on Aug. 3—															
	1104.2	1478	130	114	35	94	259	486	2	1	5.50	44	36	41	

1895

THE WINNER AGAIN BUT STILL NOT THE CHAMPION

In 1895 the 12 teams in the League-Association hit a composite .296, down 13 points from the previous year. The prominent decrease is as difficult to fathom today as the unprecedented hitting barrage was in 1894, especially after owners like Charlie Byrne pled unsuccessfully for such radical rule changes as the return to the old 50-foot pitching distance, in a desperate attempt to reduce hitting. The only concessions the anti-hitting supporters won from the rules committee in 1895 were a new statute enlarging the pitcher's plate or "rubber" to 24 x 6 inches and an appendix to an 1894 rule addition that now charged a strike for every foul bunt attempt regardless of its intent. But these slight modifications scarcely seemed reason to expect the scale to begin distinctly to tilt the pitchers' way again.

What was anticipated was that several new rules authorizing umpires to impose fines on players who "kicked" unduly at their decisions would curb rowdyism. Knowing, however, that inflicting a monetary penalty would only heighten a poorly paid player's animosity, most umpires backed off from levying fines. The game, as a result, grew all the more unruly in 1895, forcing rulesmakers to give umpires freer reign the following year in ejecting offending players. But for the moment the chief promulgators of rowdyball, the Baltimore Orioles and Cleveland Spiders, continued to flourish, although there were other reasons too for their success. In recapping the 1895 season, *Spalding's Official Base Ball Guide* ventured: "The New York club had able pitchers, the Philadelphia club had 'heavy hitters;' but these counted for little against the superiority in team-work strength of the teams of the Baltimore and Cleveland clubs."

Baltimore's lavishly successful bid for a second consecutive pennant was decidedly a team effort. Lucky with injuries the previous year, Orioles manager Ned Hanlon needed to call on his benchwarmers relentlessly in 1895. Hanlon's first order of business was to find a new hill leader when Sadie McMahan, his 1894 ace, continued to be plagued by a mysterious elbow ailment that the *New York Herald* averred had been suffered in a barroom fracas. Hanlon chose Bill Hoffer, a

THE 1895 BATTING RACE

Record keeping was still fairly rudimentary in 1895. Compounding the problem for official statisticians was lax and, in some cities, willfully wrong scorekeeping. Here is commentary on Willie Keeler's march to the batting crown in 1897:

"John Heydler, who is one of the best known baseball scribes in the business, says exception should be taken to this over generous scoring and that Keeler's figures of .432 will not agree with any private accounts. Frank Houseman of St. Louis also has objections to Baltimore scoring methods. He says: 'Down in Baltimore, one day, Keeler sent two flies to Lally [leftfielder Dan Lally of the St. Louis Browns], who muffed both of them. Then he hit to Hartman (Browns third baseman Fred Hartman) and the latter fumbled and then threw wild. Then Keeler made a good single. The next morning four hits appeared to Keeler's credit in the Baltimore papers. Talk about Cleveland stuffing Burkett's average, why, they are not in it with the oyster scribes of Baltimore.'"

Keeler's batting average was reduced to .424 when differences were later discovered in his hit and at bat totals. Jesse Burkett suffered a similar reduction in 1895, albeit posthumously. Nevertheless, some historians believe that National League president Nick Young's stats—bad math and all—are more reliable than those of modern researchers.


TOP 10 HITTERS IN 1895

As of 2006

	H/AB	BA
1. Burkett, Cleve	225/550	.409
2. Delahanty, Phi	194/480	.404
3. Clements, Phi	127/322	.394
4. Thompson, Phi	211/538	.392
5. Lange, Chicago	186/478	.389
6. Hamilton, Phi	201/517	.389
7. Jennings, Balt	204/529	.386
8. Keeler, Balt	221/565	.377
9. Stenzel, Pitt	192/514	.374
10. McGraw, Balt	143/348	.369

Issued on October 12, 1895, by Young

	H/AB	BA
1. Burkett, Cleve	235/555	.423
2. Delahanty, Phi	192/481	.399
3. Keeler, Balt	221/560	.394
4. Thompson, Phi	210/533	.394
5. Hamilton, Phi	203/517	.393
6. Clements, Phi	126/324	.389
7. Lange, Chicago	186/479	.388
8. Jennings, Balt	204/528	.386
9. Stenzel, Pitt	200/520	.384
10. McGraw, Balt	144/385	.374



The 1895 Washington Nationals. Top: Varney Anderson, Win Mercer, Henry Krumm, Bill Hassamaer, Al Maul, Bill Joyce, Deacon McGuire. Center: Charlie Abbey, Jake Boyd, Jack Crooks, manager Gus Schmelz, Ed Cartwright, Otis Stocksdale, Parson Nicholson. Bottom: Herman Collins, Kip Selbach, Dan Mahoney, John Malarkey, Dan Coogan. Henry Krumm for years was misidentified as Al Krumm, a one-game pitcher with Pittsburgh in 1889, but Henry would have found even Al a player to envy. Though a pitcher of considerable promise on the Nationals for parts of two seasons, Henry Krumm was never fortunate enough to pitch in a game that counted. His story by the mid '90s was not an unusual one. Almost every major league team by then had a pitcher who did little more than work batting practice, fill a position in inter-squad games and maybe get into a few exhibition contests. In 1895 Washington also began the season with a promising middle infielder in Collins, who never got into a game before being "farmed" to Nashua along with Krumm.

longtime minor leaguer who carried a reputation for becoming easily rattled with men on base, and was rewarded with the only 30-win season by a rookie since the 60'6" distance was adopted. Aging first sacker Dan Brouthers, verging on 37, was Hanlon's next task. Brouthers's job went to rookie George Carey, an iffy hitter but known as "Scoops" because he was death on any throw even remotely in the vicinity of the first base bag. No sooner had Hanlon patched up that hole than second baseman Heinie Reitz broke his collarbone, opening a spot for converted pitcher Kid Gleason. Later catcher Wilbert Robinson was idled for a long stretch when he had to have part of a finger amputated, and third sacker John McGraw fell prey to a siege of malaria. To each challenge Hanlon found an effective solution.

After a rocky start, Baltimore occupied 1st place on July 4th, albeit mere percentage points ahead of Pittsburgh, the early leader. The race was so close that Philadelphia, in 8th place, was just three and a half games out of 1st. Cleveland, at home most of July, won 17 of its next 23 contests to wrest the lead from the Orioles, but Hanlon spurred his men to a 23-4 mark in August and regained the top perch. Further help for Baltimore arrived when McMahan's elbow healed

in time to win 10 late-season games, and John Clarkson's younger brother Dad, a bust with St. Louis, scrambled to 12 wins in 15 decisions after Hanlon rescued him from the hapless Browns.

By Labor Day, although nine of the 12 teams were still playing better than .500 ball, the race had narrowed to Cleveland and Baltimore. The Orioles put some daylight behind them by taking two of three at home from the Spiders in the second week of September, but the chase was not officially decided until Baltimore's last series of the season against New York. Demoralized

THE MANAGER VANISHES

In 1895 the Philadelphia Phillies set the nineteenth century attendance record by attracting 474,971 fans. Much of the Phils' appeal was their heavy artillery, but when they again failed to win a pennant despite leading the majors in batting for the third year in a row, manager Arthur Irwin was canned. Unfazed, he moved on to piloting the New York Giants for a while and then to managing in the minors while promoting boxing matches, roller hockey games and marathon bike races. He also invented an early-day football scoreboard that made him financially secure for life, bought and sold several minor league teams and later served as the New York Yankees head scout.

Irwin liked to think of himself as an original. In addition to his football scoreboard, he claimed he invented the first fielder's mitt, took part in the first squeeze play, was the first full-time college baseball coach and organized the first pro football team. There is evidence to support each of these claims. In any case, Irwin was a wealthy man by 1921. Then 63, he began telling people he was dying of stomach cancer (although the doctor who gave him this dire news was never found) and booked passage on the steamer *Calvin Austin*, bound for his Boston home from New York on the night of July 13.

When the ship docked in Boston the next morning, Irwin was no longer aboard. The presumption was that he had committed suicide by jumping into the Atlantic, but two questions haunted his wife and son, Arthur Herbert. What became of the \$5,000 Irwin had withdrawn from a bank before leaving New York, and why did he, a faultless dresser, wear a baggy, ill-fitting suit on his last night that was the only thing found in his stateroom on the *Calvin Austin*?

After going to Hartford to settle his father's estate, Arthur Herbert made an unpleasant discovery. His father had another wife and son in New York. Further investigation unearthed that Irwin had taken both women on road trips at different times while managing in the minor leagues. Even in the face of this clear evidence that Irwin was leading a double life, his Boston family continued to believe his death was a suicide, but many other people believed he was murdered for the \$5,000 and his body thrown overboard, never to be found.

There of course is another possible explanation for Irwin's abrupt disappearance. The Baseball Hall of Fame in Cooperstown has a letter written in 1922 by a pitcher who knew Irwin. His letter queried: "How can Arthur Irwin be dead? I just saw him in Oklahoma."

TOM BROWN AGAIN

After setting the nineteenth-century major league record the previous year for the lowest batting average (.227) by an outfielder in 600 or more at bats, in 1893 Tom Brown hit .240 to head the list for the lowest batting average of any regular that season with 500 or more at bats. Brown lost his chance to repeat his 1893 dubious achievement when he batted .2537 in 1894, .0002 points better than Danny Richardson's 2535. However, Brown got back in the groove in 1895 by hitting .223 to beat out Shorty Fuller by two points for the honor of having the lowest batting average of any major league regular. It was Brown's last noteworthy dubious achievement. His team suddenly improved and, predictably, so did he. Playing for Washington's two best major league clubs in the last century, Brown closed out his career as a regular with two straight .290+ seasons in 1896 and 1897.



Lave Cross's full birth name until 2004 was listed in reference works as Lafayette Napoleon Cross even though historian Dick Thompson contended for years that Cross had made the baseball world the victim of a gigantic hoax. Thompson turns out to have been right. In 2004 champion researcher Richard Malatzky ascertained that Cross's true birth name was a much less ornate Ratislav Kris. What name would the Hall of Fame put on his plaque if he were elected? We will never find out. Cross has never been a viable candidate even though his career stats rank him 4th in hits, 6th in both runs created and RBI and 7th in runs among all third basemen. Note that Cross, despite being a third baseman, is wearing a catcher's mitt.

by having slipped to 9th after finishing 2nd in 1894, the Giants mounted little resistance. Hoffer won the pennant-clinching game on September 28, and in the season finale, McGraw homered to beat Amos Rusie, enabling the Orioles to finish three games ahead of Cleveland.

Two afternoons later Baltimore appeared at Cleveland's League Park for the opening game of the second Temple Cup series. Having little appetite for the affair anyway, the Orioles lost all stomach for it when they found themselves facing a hostile crowd that pelted them with rotting fruit and sundry other items of trash and debris. McMahon put up a stiff battle before losing the first game 5-4 to Cy Young, but the Spiders then had it all their own way in Cleveland. By the time the series moved to Baltimore on October 7, the Orioles were down 3-0. Buoyed by a home crowd just as obstreperous as Cleveland's, Duke Esper staved off elimination and gave Baltimore

its first Temple Cup victory in eight tries by blanking Nig Cuppy, 5-0. The next day, though, Young beat Hoffer 5-2 to hand Cleveland temporary possession of the cup for the next year.

After their final game victory, the Spiders fled Baltimore's Union Park behind a police wall, \$580 richer per man, though again there were rumors of a prearranged 50-50 split. Upon returning from Baltimore, the victors were given a banquet by the Cleveland Elks Club. Set at each table was a four-foot square design of a baseball diamond with a spider on each base, a spider at the pitcher's mound and an open oyster midway between home and first, representing the city of Baltimore, with four spiders swarming over it and gobbling it up.

But once again, only in the victorious city was possession of the Temple Cup taken seriously. Everywhere else the postseason series had begun to be viewed as an artificial effort to kindle fan interest in a 12-team battle that inevitably winnowed down to just two or three teams by August. Too, the Temple Cup continued to seem anticlimactic after a close pennant race, as in 1895, and the pennant winner entered the series with nothing to gain and everything to lose. Alternatives to the Temple Cup were proposed, but the most logical solution, strangely, was never given more than token consideration. The 12 teams could have been split into two divisions, East and West, which would have saved travel costs, heightened geographic rivalries and created two bona fide qualifiers for a postseason series.

THE SEASONAL RECORD

	G	W	L	Pct	H	R	GB	Attendance
1. Baltimore Orioles	132	87	43	.669	54-12	33-31	—	293,000
2. Cleveland Spiders	132	84	46	.646	47-13	37-33	3	143,000
3. Philadelphia Phillies	133	78	53	.595	51-21	27-32	9.5	474,971
4. Chicago Colts	133	72	58	.554	43-26	29-32	15	382,300
5. Boston Beaneaters	133	71	60	.542	48-19	23-41	16.5	242,000
Brooklyn Bridegrooms	134	71	60	.542	43-22	28-38	16.5	230,000
7. Pittsburgh Pirates	135	71	61	.538	44-21	27-40	17	188,000
8. Cincinnati Reds	132	66	64	.508	42-22	24-42	21	281,000
9. New York Giants	132	66	65	.504	40-27	26-38	21.5	240,000
10. Washington Nationals	133	43	85	.336	31-34	12-51	43	153,000
11. St. Louis Browns	136	39	92	.298	25-41	14-51	48.5	170,000
12. Louisville Colonels	133	35	96	.267	19-38	16-58	52.5	92,000

	Bal	Cle	Phi	Chi	Bos	Bro	Pit	Cin	NY	Was	StL	Lou	Tot
Baltimore	—	5	8	8	10	7	7	8	9	9	6	10	87
Cleveland	6	—	7	5	6	10	7	6	7	9	11	10	84
Philadelphia	4	5	—	6	7	7	8	8	8	8	7	10	78
Chicago	4	6	6	—	5	6	8	5	4	9	10	9	72
Boston	2	6	5	7	—	4	7	5	8	9	9	9	71
Brooklyn	5	2	5	6	7	—	7	5	9	5	9	11	71
Pittsburgh	5	5	4	4	5	5	—	8	8	8	9	10	71
Cincinnati	4	6	4	7	7	7	4	—	4	8	9	6	66
New York	3	5	3	8	4	3	4	8	—	8	11	9	66
Washington	3	3	4	2	3	7	4	2	4	—	5	6	43
St. Louis	6	1	5	2	3	3	3	3	1	6	—	6	39
Louisville	1	2	2	3	3	1	2	6	3	6	6	—	35
	43	46	53	58	60	60	61	64	65	85	92	96	783

SEASON LEADERS

Batting Average (350 ABs)

- Burkett, Cleveland .405
- Delahanty, Philadelphia .404
- Thompson, Philadelphia .392
- Lange, Chicago .3891
- Hamilton, Philadelphia .3888

Slugging Average

- Thompson, Philadelphia .654
- Delahanty, Philadelphia .617
- Lange, Chicago .575
- Kelley, Baltimore .546
- Stenzel, Pittsburgh .535

On-Base Percentage

- Delahanty, Philadelphia .500
- Hamilton, Philadelphia .490
- Burkett, Cleveland .482
- McGraw, Baltimore .459
- Lange, Chicago .45623

Total Bases

- Thompson, Philadelphia 352
- Delahanty, Philadelphia 296
- Burkett, Cleveland 288
- McKean, Cleveland 283
- Kelley, Baltimore 283

Home Runs

- Thompson, Philadelphia 18
- Joyce, Washington 17
- Clements, Philadelphia 13
- Delahanty, Philadelphia 11
- Five with 10

RBI

- Thompson, Philadelphia 165
- Kelley, Baltimore 134
- Brodie, Baltimore 134
- Jennings, Baltimore 125
- McKean, Cleveland 119

Hits

- Burkett, Cleveland 225
- Keeler, Baltimore 213
- Thompson, Philadelphia 211
- Jennings, Baltimore 204
- Hamilton, Philadelphia 201

Runs

- Hamilton, Philadelphia 166
- Keeler, Baltimore 162
- Jennings, Baltimore 159
- Burkett, Cleveland 153
- Delahanty, Philadelphia 149

Bases on Balls

- Joyce, Washington 96
- Hamilton, Philadelphia 96
- Griffin, Brooklyn 93
- Delahanty, Philadelphia 86
- Kelley, Baltimore 77

Stolen Bases

1. Hamilton, Philadelphia	97
2. Lange, Chicago	67
3. McGraw, Baltimore	61
4. Kelley, Baltimore	54
5. Jennings, Baltimore	53
Stenzel, Pittsburgh	53

Strikeouts

1. T. Brown, St. Louis-Wash	60
2. Joyce, Washington	56
3. Daly, Brooklyn	52
4. Dahlen, Chicago	51
5. LaChance, Brooklyn	48

Hit By Pitch

1. Jennings, Baltimore	32
2. Beckley, Pittsburgh	21
3. Tucker, Boston	19
4. Brodie, Baltimore	14
Joyce, Washington	14
Keeler, Baltimore	14

Sacrifice Hits

1. Jennings, Baltimore	28
2. Genins, Pittsburgh	23
3. Long, Boston	21
Keeler, Baltimore	21
5. Boyle, Philadelphia	20

OPS

1. Delahanty, Philadelphia	1.117
2. Thompson, Philadelphia	1.085
3. Lange, Chicago	1.032
4. Kelley, Baltimore	1.003
5. Burkett Cleveland	1.001

PITCHING**Wins**

1. Young, Cleveland	35
2. Hoffer, Baltimore	31
Hawley, Pittsburgh	31
4. Four with	26

Losses

1. Breitenstein, St. Louis	30
2. Rusie, New York	23
Mercer, Washington	23
4. Hawley, Pittsburgh	22
5. Hutchison, Chicago	21
Weyhing, Phila-Louis	21

Innings

1. Hawley, Pittsburgh	441.1
2. Breitenstein, St. Louis	438.2
3. Rusie, New York	393.1
4. Nichols, Boston	389.2
5. Young, Cleveland	369.2

Complete Games

1. Breitenstein, St. Louis	47
2. Hawley, Pittsburgh	44
3. Nichols, Boston	43
4. Rusie, New York	42
5. Griffith, Chicago	39

Strikeouts

1. Rusie, New York	201
2. Nichols, Boston	148
3. Hawley, Pittsburgh	142
4. Breitenstein, St. Louis	131
5. Young, Cleveland	121

Winning Percentage (25 decisions)

3. Hoffer, Baltimore	.838
2. Young, Cleveland	.778
3. Rhines, Cincinnati	.655
4. Cuppy, Cleveland	.650
Griffith, Chicago	.650
Taylor, Philadelphia	.650

ERA (140 innings)

1. Maul, Washington	2.45
2. Hawley, Pittsburgh	3.18
3. Hoffer, Baltimore	3.21
4. B. Foreman, Pittsburgh	3.22
5. Young, Cleveland	3.26

Lowest OOBP

1. Young, Cleveland	.294
2. Maul, Washington	.309
3. Nichols, Boston	.317
4. Hawley, Pittsburgh	.320
5. Cuppy, Cleveland	.323

Lowest OBA

1. B. Foreman, Pittsburgh	.245
2. Hoffer, Baltimore	.246
3. Rusie, New York	.252
4. Young, Cleveland	.253
5. Maul, Washington	.257

FIELDING**Putouts****1B**

Beckley, Pittsburgh	1349
LaChance, Brooklyn	1296
Boyle, Philadelphia	1245

Assists

Cartwright, Washington	95
Tucker, Boston	82
Ewing, Cleveland	79

Fielding Average

Carey, Baltimore	.987
Connor, St. Louis	.986
Anson, Chicago	.985

2B

Quinn, St. Louis	363
McPhee, Cincinnati	355
Childs, Cleveland	340

Bierbauer, Pittsburgh	400
J. O'Brien, Louisville	396
Childs, Cleveland	395

Crooks, Washington	.956
McPhee, Cincinnati	.955
Lowe, Boston	.954

3B

Nash, Boston	196
L. Cross, Philadelphia	191
Joyce, Washington	186

L. Cross, Philadelphia	308
Everett, Chicago	263
Shindle, Brooklyn	258

L. Cross, Philadelphia	.940
Shindle, Brooklyn	.895
Clingman, Pittsburgh	.888

THE ANNUAL RECORD

Putouts		Assists		Fielding Average	
SS					
Jennings, Baltimore	425	Dahlen, Chicago	527	Jennings, Baltimore	.940
Corcoran, Brooklyn	297	Fuller, New York	499	Ely, St. Louis	.9252
Dahlen, Chicago	281	Corcoran, Brooklyn	491	Corcoran, Brooklyn	.9247
RF					
Keeler, Baltimore	244	Thompson, Philadelphia	31	Keeler, Baltimore	.964
Dusty Miller, Cincinnati	243	J. Bannon, Boston	31	Donovan, Pittsburgh	.961
Dowd, St. Louis	220	Dusty Miller, Cincinnati	25	Tiernan, New York	.946
CF					
Griffin, Brooklyn	357	Abbey, Washington	34	Griffin, Brooklyn	.969
McAlear, Cleveland	342	Van Haltren, New York	28	Brodie, Baltimore	.965
Duffy, Boston	322	Lange, Chicago	26	Duffy, Boston	.946
LF					
F. Clarke, Louisville	344	Selbach, Washington	21	Kelley, Baltimore	.946
Cooley, St. Louis	321	Kelley, Baltimore	20	Delahanty, Philadelphia	.944
Selbach, Washington	293	F. Clarke, Louisville	20	Cooley, St. Louis	.934
C					
McGuire, Washington	412	McGuire, Washington	180	Robinson, Baltimore	.979
Ganzel, Boston	353	Grim, Brooklyn	103	Zimmer, Cleveland	.975
Zimmer, Cleveland	318	Peitz, St. Louis	80	Clements, Philadelphia	.969
P					
Breitenstein, St. Louis	46	Young, Cleveland	120	Stein, Brooklyn	.974
Cuppy, Cleveland	30	Hawley, Pittsburgh	110	Hoffer, Baltimore	.972
T. Parrott, Cincinnati	30	Breitenstein, St. Louis	100	Cuppy, Cleveland	.968
Double Plays		Errors		TC/Game	
1B					
Anson, Chicago	82	Boyle, Philadelphia	36	Beckley, Pittsburgh	11.0
Tucker, Boston	79	Beckley, Pittsburgh	31	LaChance, Brooklyn	10.9
Beckley, Pittsburgh	76	Tucker, Boston	28	Anson, Chicago	10.3
2B					
Quinn, St. Louis	63	Childs, Cleveland	63	Childs, Cleveland	6.7
McPhee, Cincinnati	57	Stafford, New York	56	McPhee, Cincinnati	6.6
Hallman, Philadelphia	57	Stewart, Chicago	52	Lowe, Boston	6.4
3B					
Nash, Boston	27	Joyce, Washington	77	L. Cross, Philadelphia	4.24
L. Cross, Philadelphia	23	Everett, Chicago	75	Clingman, Pittsburgh	4.16
McGraw, Baltimore	19	Nash, Boston	60	McGraw, Baltimore	4.1
SS					
Jennings, Baltimore	71	Dahlen, Chicago	86	Jennings, Louisville	7.2
Dahlen, Chicago	70	Long, Boston	84	Dahlen, Chicago	6.9
Fuller, New York	59	M. Cross, Pittsburgh	77	Fuller, New York	6.68
RF					
Dusty Miller, Cincinnati	8	J. Bannon, Boston	33	J. Bannon, Boston	2.22
Jimmy Ryan, Chicago	6	Dusty Miller, Cincinnati	18	Dusty Miller, Cincinnati	2.167
Keeler, Baltimore	5	Dowd, St. Louis	18	Dowd, St. Louis	2.147
CF					
Griffin, Brooklyn	12	Abbey, Washington	34	Griffin, Brooklyn	3.0
Abbey, Washington	7	Hamilton, Philadelphia	31	McAlear, Cleveland	2.8864
Duffy, Boston	7	Stenzel, Pittsburgh	28	Hamilton, Philadelphia	2.8862

Double Plays		Errors		TC/Game	
LF					
Hoy, Cincinnati	6	F. Clarke, Louisville	49	F. Clarke, Louisville	3.1
Kelley, Baltimore	5	Burkett, Cleveland	38	Cooley, St. Louis	2.90
Wilmot, Chicago	5	Hoy, Cincinnati	33	Selbach, Washington	2.89

C					
McGuire, Washington	11	McGuire, Washington	40	Ganzel, Boston	5.6
Farrell, New York	11	Donahue, Chicago	26	Peitz, St. Louis	5.1
Four with	10	Sugden, Pittsburgh	26	Zimmer, Cleveland	4.8

Passed Ball Leaders: McGuire, Washington (28); Ryan, Boston (27); Merritt, Boston-Pitt-Cinci (26)

P					
Dwyer, Cincinnati	6	McDermott, Louisville	14	Dolan, Boston	3.2
D. Clarke, New York	6	Breitenstein, St. Louis	14	Young, Cleveland	3.00
German, New York	5	Hawley, Pittsburgh	13	Wallace, Cleveland	2.97

BALTIMORE

Ned Hanlon

Union Park

	G	AB	H	R	2B	3B	HR	RBI	BB	SB	SO	HBP	SH	BA	SA	OBP
RF Willie Keeler	131	565	213	162	24	15	4	78	37	47	12	14	21	.377	.494	.429
SS Hughie Jennings	131	529	204	159	41	7	4	125	24	53	17	32	28	.386	.512	.444
CF Steve Brodie	131	528	184	85	27	10	2	134	26	35	15	14	9	.348	.449	.394
LF Joe Kelley	131	518	189	148	26	19	10	134	77	54	29	10	12	.365	.546	.456
1B Scoops Carey	123	490	128	59	21	6	1	75	27	2	32	4	11	.261	.335	.305
2B Kid Gleason	112	421	130	90	14	12	0	74	33	19	18	5	6	.309	.399	.366
3B John McGraw	96	388	143	110	13	6	2	48	60	61	9	5	6	.369	.448	.459
C Wilbert Robinson	77	282	74	38	19	1	0	48	12	11	19	1	6	.262	.337	.295
Sub Heinie Reitz	70	245	72	45	15	5	0	29	18	15	11	3	9	.262	.337	.295
C Boileyard Clarke	67	241	70	38	15	3	0	35	13	8	18	9	4	.290	.378	.350
P Bill Hoffer	41	126	27	22	3	1	0	9	9	0	15	5	3	.214	.254	.288
P George Hemming	35	117	33	19	10	2	1	16	2	0	12	0	1	.282	.427	.294
P Duke Esper	34	90	16	7	2	0	0	2	4	0	12	2	2	.178	.200	.229
P Dad Clarkson (2)	20	57	8	10	1	0	1	4	5	0	17	1	3	.140	.211	.222
P Sadie McMahan	15	51	16	5	1	0	0	5	3	1	2	1	1	.314	.333	.364
Sub Frank Bonner (1)	11	42	14	9	1	1	0	7	5	4	1	0	2	.333	.405	.404
Sub Dan Brouthers (1)	5	23	6	2	2	0	0	5	1	0	1	0	1	.261	.348	.292
P Arlie Pond	7	6	2	0	0	1	0	0	0	0	2	0	0	.333	.667	.333
P Bill Kissinger (1)	2	5	1	1	0	0	0	0	0	0	1	0	0	.200	.200	.200
Sub Mike Bowerman	1	1	0	0	0	0	0	0	0	0	0	0	0	.000	.000	.000
	132	4725	1530	1009	235	89	25	828	355	310	243	106	125	.324	.427	.384

1B—Carey 123, Clarke 6, Brouthers 5
 2B—Gleason 85, Reitz 48, McGraw 1
 SS—Jennings 131, Reitz 1, Carey 1
 3B—McGraw 95, Reitz 18, Gleason 12, Bonner 11, Carey 1
 OF—Keeler 131, Kelley 131, Brodie 131, Gleason 4, Pond 1, Carey 1
 C—Robinson 75, Clarke 60, Bowerman 1
 P—Hoffer 41, Esper 34, Hemming 34, Clarkson 20, McMahan 15, Gleason 9, Pond 6, Kissinger 2

	Pos	G	TC	PO	A	DP	E	PB	FA
Jennings	SS	131	938	425	457	71	56	—	.940
Brodie	CF	131	342	307	23	2	12	—	.965
Kelley	LF	131	296	260	20	5	16	—	.946

THE ANNUAL RECORD

	Pos	G	TC	PO	A	DP	E	PB	FA
Keeler	RF	131	275	244	21	5	10	—	.964
Carey	1B	123	1190	1132	43	73	15	—	.987
McGraw	3B	95	386	100	239	19	47	—	.878
Gleason	2B	85	506	205	250	32	51	—	.899
"	3B	12	48	22	18	1	8		.833
Robinson	C	75	328	243	78	6	7	11	.979
Clarke	C	60	259	176	67	8	16	9	.938
Reitz	2B	48	274	120	137	25	17	—	.938
"	3B	18	46	18	24	1	4		.913
Hoffer	P	41	72	15	55	2	2	—	.972
Hemming	P	34	57	7	46	2	4	—	.930
Esper	P	34	54	5	43	0	6	—	.889
Clarkson	P	20	50	5	41	1	4	—	.920
McMahon	P	15	28	3	23	0	2	—	.929
Bonner	3B	11	31	8	15	2	8	—	.742
		132	5303	3392	1623	108	288	20	.946

	G	IP	H	GS	CG	W	L	SO	BB	Sh	Sv	ERA	HB	WP	HR
Bill Hoffer	41	314	296	38	32	31	6	80	124	4	0	3.21	19	3	9
George Hemming	34	262.1	288	31	26	20	13	43	96	1	0	4.05	6	4	10
Duke Esper	34	218.1	248	25	16	10	12	39	79	1	1	3.92	0	4	3
Dad Clarkson (2)	20	142	169	14	10	12	3	23	64	0	0	3.87	4	5	4
Sadie McMahon	15	122.1	110	15	15	10	4	37	32	4	0	2.94	4	3	1
Kid Gleason	9	50.1	77	5	3	2	4	6	21	0	1	6.97	3	1	4
Arlie Pond	6	13.2	10	1	1	0	1	13	12	0	2	5.93	1	3	0
Bill Kissinger (1)	2	11.1	18	2	1	1	0	3	2	0	0	3.97	0	0	0
—1 forfeit W vs Pittsburgh on Aug. 28 when Pittsburgh failed to appear in time for the first game of a scheduled doubleheader—															
		1134.1	1216	131	104	86	43	244	430	10	4	3.80	37	23	31

CLEVELAND

Pat Tebeau

League Park I

	G	AB	H	R	2B	3B	HR	RBI	BB	SB	SO	HBP	SH	BA	SA	OBP
SS Ed McKean	132	569	194	131	32	17	8	119	46	13	26	7	11	.341	.499	.397
LF Jesse Burkett	132	555	225	153	22	13	5	83	74	41	32	8	7	.405	.519	.482
CF Jimmy McAleer	132	532	144	85	17	3	0	68	38	32	37	6	8	.271	.314	.328
2B Cupid Childs	120	466	134	96	15	4	4	90	74	20	24	6	8	.288	.363	.392
3B Chippy McGarr	113	422	114	86	14	2	2	59	35	19	33	1	14	.270	.327	.328
C Jack O'Connor	90	343	100	52	14	10	0	58	31	11	22	3	12	.292	.391	.355
UT White Wings Tebeau	92	341	111	58	16	6	0	68	50	12	29	1	0	.326	.408	.413
C Chief Zimmer	88	315	107	60	21	2	5	56	33	14	30	9	0	.340	.467	.417
RF Harry Blake	85	318	88	50	10	1	3	45	31	11	33	1	12	.278	.343	.343
1B Pat Tebeau	63	264	84	50	13	2	2	52	16	8	18	2	0	.318	.405	.362
P Nig Cuppy	47	140	40	36	9	3	0	25	20	2	14	1	4	.286	.393	.379
P Cy Young	47	140	30	20	5	2	0	13	11	0	20	1	2	.214	.279	.276
P Bobby Wallace	30	98	21	16	2	3	0	10	6	0	17	2	6	.214	.296	.274
Sub Ed Gremminger	20	78	21	10	1	0	0	15	5	0	13	0	0	.269	.282	.313
P Phil Knell (2)	20	55	11	9	2	1	0	5	1	1	9	1	1	.200	.273	.259
P Zeke Wilson (2)	9	22	3	2	0	0	0	3	1	3	2	0	2	.136	.136	.174
P Mike Sullivan	4	15	2	2	1	0	0	1	0	0	3	0	0	.133	.200	.133
Sub Fred Donovan	3	12	1	1	0	0	0	1	1	0	2	0	0	.083	.083	.154
Sub Pussy Tebeau	2	6	3	3	0	0	0	1	2	1	1	0	0	.500	.500	.635
Sub Tom O'Meara	1	1	0	1	0	0	0	0	1	0	0	0	0	.000	.000	.000
	132	4692	1433	921	194	69	29	772	476	188	365	49	87	.305	.395	.375

1B—P. Tebeau 49, W. Tebeau 43, O'Connor 41, Zimmer 3
 2B—Childs 119, P. Tebeau 9, McGarr 4
 SS—McKean 132
 3B—McGarr 109, Gremminger 20, P. Tebeau 6, O'Connor 1
 OF—Burkett 132, McAleer 132, Blake 84, W. Tebeau 49, Pussy Tebeau 2
 C—Zimmer 84, O'Connor 48, Donovan 3, O'Meara 1
 P—Young 47, Cuppy 47, Wallace 30, Knell 20, Wilson 9, Sullivan 4

	Pos	G	TC	PO	A	DP	E	PB	FA
McKean	SS	132	742	248	425	42	69	—	.907
McAleer	CF	132	381	342	14	1	25	—	.934
Burkett	LF	132	328	273	17	4	38	—	.884
Childs	2B	120	798	340	395	42	63	—	.921
McGarr	3B	109	398	129	218	13	51	—	.872
Zimmer	C	84	405	318	77	2	10	22	.975
Blake	RF	84	147	119	13	3	15	—	.898
P. Tebeau	1B	49	496	473	19	28	4	—	.992
W. Tebeau	RF@	49	63	52	3	0	8	—	.873
"	1B	43	467	435	22	12	10	—	.979
O'Connor	C	48	192	134	44	2	14	21	.927
"	1B	41	419	392	25	22	2	—	.995
Young	P	47	141	15	120	2	6	—	.957
Cuppy	P	47	124	30	90	2	4	—	.968
Wallace	P	30	89	15	66	2	8	—	.910
Gremminger	3B	20	71	24	38	3	9	—	.873
Knell	P	20	43	12	25	1	6	—	.860
		132	5488	3452	1685	77	351	48	.936

	G	IP	H	GS	CG	W	L	SO	BB	Sh	Sv	ERA	HB	WP	HR
Cy Young	47	369.2	363	40	36	35	10	121	75	4	0	3.26	8	6	10
Nig Cuppy	47	353	384	40	36	26	14	91	95	1	2	3.54	8	8	11
Bobby Wallace	30	228.2	271	28	22	12	14	63	87	1	1	4.09	8	9	3
Phil Knell (2)	20	116.2	149	13	9	7	5	30	53	0	0	5.40	8	9	5
Zeke Wilson (2)	9	52.2	75	8	4	3	1	20	24	0	0	4.27	4	1	4
Mike Sullivan	4	31	42	3	2	1	2	5	16	0	0	8.42	1	3	1
	1151.2	1284	132	109	84	46	330	350	6	3	3	3.92	37	34	34

PHILADELPHIA

Arthur Irwin

Philadelphia Base Ball Grounds II (later known as Baker Bowl)

	G	AB	H	R	2B	3B	HR	RBI	BB	SB	SO	HBP	SH	BA	SA	OBP
1B Jack Boyle	133	565	143	90	17	4	0	67	35	13	23	5	20	.253	.297	.302
2B Bill Hallman	124	539	169	94	26	5	1	91	34	16	20	4	15	.314	.386	.359
RF Sam Thompson	119	538	211	131	45	21	18	165	31	27	11	5	2	.392	.654	.430
3B Lave Cross	125	534	145	95	26	9	2	101	35	21	8	3	16	.271	.364	.319
CF Billy Hamilton	123	517	201	166	22	6	7	74	96	97	30	7	9	.389	.495	.490
LF Ed Delahanty	116	480	194	149	49	10	11	106	86	46	31	6	6	.404	.617	.500
SS Joe Sullivan	94	373	126	75	7	3	2	50	24	15	20	11	10	.338	.389	.395
C Jack Clements	88	322	127	64	27	2	13	75	22	3	7	8	3	.394	.612	.446
OF Tuck Turner	59	210	81	51	8	6	2	43	25	14	11	1	3	.386	.510	.453
Sub Charlie Reilly	49	179	48	28	6	1	0	25	13	7	12	5	11	.268	.313	.335
P Jack Taylor	42	155	45	26	11	2	3	35	7	3	18	2	1	.290	.445	.329
P Kid Carsey	44	141	41	24	2	0	0	20	15	2	12	1	11	.291	.305	.363
Sub Mike Grady	46	123	40	21	3	1	1	23	14	5	8	3	3	.325	.390	.407
Sub Dick Buckley	38	112	28	20	6	1	0	14	9	2	17	5	4	.250	.321	.333

THE ANNUAL RECORD

	G	AB	H	R	2B	3B	HR	RBI	BB	SB	SO	HBP	SH	BA	SA	OBP
P Willie McGill	20	63	14	7	6	0	0	11	6	0	3	0	1	.222	.317	.258
P Al Orth	11	45	16	8	4	0	1	13	1	0	6	0	2	.356	.511	.370
Sub Art Madison	10	34	12	6	3	0	0	8	1	4	1	0	1	.353	.441	.371
P Tom Smith	11	33	8	1	1	0	0	3	3	0	4	0	0	.242	.273	.306
P Con Lucid (2)	10	29	10	8	3	1	0	5	3	0	5	2	1	.345	.517	.441
P Henry Lampe	7	16	2	1	0	1	0	0	2	0	6	0	0	.125	.250	.222
P Ernie Beam	10	11	2	2	0	0	0	0	0	1	4	1	0	.182	.182	.250
P Deke White	3	8	1	0	0	0	0	1	0	0	0	0	1	.125	.125	.125
P George Hodson	4	5	0	1	0	0	0	0	1	0	2	0	0	.000	.000	.167
P Gus Weyhing (1)	2	4	0	0	0	0	0	0	0	0	1	0	0	.000	.000	.000
	133	5037	1664	1068	272	73	61	930	463	276	262	60	120	.330	.450	.394

1B—Boyle 133, Grady 1
 2B—Hallman 122, Delahanty 6, Reilly 3, Madison 3
 SS—Sullivan 89, Reilly 34, Delahanty 9, Madison 6, Hallman 3
 3B—Cross 125, Reilly 11, Madison 2, Grady 1, Delahanty 1
 OF—Hamilton 123, Thompson 118, Delahanty 103, Turner 55, Sullivan 6, Grady 5, Reilly 1, Taylor 1, Beam 1
 C—Clements 88, Grady 38, Buckley 38
 P—Carsey 44, Taylor 41, McGill 20, Orth 11, Smith 11, Lucid 10, Beam 9, Lampe 7, Hodson 4, White 3, Weyhing 2

	Pos	G	TC	PO	A	DP	E	PB	FA
Boyle	1B	133	1342	1245	61	69	36	—	.973
Cross	3B	125	531	191	308	23	32	—	.940
Hamilton	CF	123	355	313	11	5	31	—	.913
Hallman	2B	122	733	299	392	57	42	—	.943
Thompson	RF	118	230	186	31	2	13	—	.943
Delahanty	LF	103	268	237	16	4	15	—	.944
Sullivan	SS	89	514	182	270	32	62	—	.879
Clements	C	88	360	280	69	7	11	13	.969
Turner	LF@	55	111	89	5	0	17	—	.847
Carsey	P	44	98	9	77	2	12	—	.878
Taylor	P	41	113	19	89	3	5	—	.956
Buckley	C	38	197	152	29	5	16	6	.919
Grady	C	38	122	103	10	2	9	9	.926
Reilly	SS	34	170	50	103	12	17	—	.900
"	3B	11	46	20	20	2	6	—	.870
McGill	P	20	39	3	32	1	4	—	.897
Orth	P	11	19	2	14	0	3	—	.842
Smith	P	11	13	1	11	0	1	—	.923
Lucid	P	10	11	0	9	0	2	—	.818
		133	5508	3480	1659	93	369	28	.933

	G	IP	H	GS	CG	W	L	SO	BB	Sh	Sv	ERA	HB	WP	HR
Kid Carsey	44	342.1	460	40	35	24	16	64	118	0	1	4.92	21	13	14
Jack Taylor	41	335	403	37	33	26	14	93	83	1	1	4.49	15	4	7
Willie McGill	20	146	177	20	13	10	8	70	81	0	0	5.55	4	1	2
Al Orth	11	88	103	10	9	8	1	25	22	0	1	3.89	2	1	0
Con Lucid (2)	10	79.2	80	10	7	6	3	19	35	1	0	5.94	9	1	3
Tom Smith	11	68	76	7	4	2	3	21	53	0	0	6.88	7	7	1
Henry Lampe	7	44	68	3	2	0	2	18	33	0	0	7.57	1	4	3
Ernie Beam	9	24.2	33	1	1	0	2	3	25	0	3	11.31	1	5	1
Deke White	3	17.1	17	1	1	1	0	6	13	0	1	9.87	2	3	1
George Hodson	4	17	27	2	1	1	2	6	9	0	0	9.53	0	0	4
Gus Weyhing (1)	2	9	23	2	0	0	2	5	13	0	0	20.00	0	2	0
		1161	1467	133	106	78	53	330	485	2	7	5.47	62	41	36

CHICAGO

Cap Anson

West Side Park II

	G	AB	H	R	2B	3B	HR	RBI	BB	SB	SO	HBP	SH	BA	SA	OBP
3B Bill Everett	133	550	197	129	16	10	3	88	33	47	42	4	9	.350	.440	.399
SS Bill Dahlen	129	516	131	106	19	10	7	62	61	38	51	10	5	.254	.370	.344
CF Bill Lange	123	478	186	120	27	16	10	98	55	67	24	4	9	.389	.575	.456
1B Cap Anson	122	474	159	87	23	6	2	91	55	12	23	3	13	.335	.422	.408
LF Walt Wilmot	108	466	132	86	16	6	8	72	30	28	19	0	10	.283	.395	.327
RF Jimmy Ryan	108	438	139	83	22	8	6	49	48	18	22	6	4	.317	.445	.392
2B Ace Stewart	97	365	88	52	8	10	8	76	39	14	40	0	4	.241	.384	.314
Sub George Decker	73	297	82	51	9	7	2	41	17	11	22	4	3	.276	.374	.324
C Tim Donahue	63	219	59	29	9	1	2	36	20	5	25	3	3	.269	.347	.339
C Mal Kittridge	60	212	48	30	6	3	3	29	16	6	16	1	6	.226	.325	.284
P Clark Griffith	43	144	46	20	3	0	1	27	16	2	16	1	2	.319	.361	.391
P Bill Terry	40	137	30	18	3	2	1	10	2	1	17	1	5	.219	.292	.236
P Bill Hutchison	38	126	25	12	3	3	0	11	5	1	23	0	0	.198	.270	.229
Sub Harry Truby	33	119	40	17	3	0	0	16	10	7	7	3	3	.336	.361	.402
Sub Bill Moran	15	55	9	8	2	1	1	9	3	2	2	1	0	.164	.291	.220
P Scott Stratton	10	24	7	3	1	1	0	2	4	1	2	0	1	.292	.417	.393
P Walter Thornton	8	22	7	4	1	0	1	7	3	0	1	0	0	.318	.500	.400
P Doc Parker	7	22	7	3	0	1	0	2	1	0	1	1	0	.318	.409	.375
P Danny Friend	5	17	4	4	0	0	0	1	1	0	1	0	1	.235	.235	.278
Sub Charlie Irwin	3	10	2	4	0	0	0	0	2	0	1	0	0	.200	.200	.333
P Monte McFarland	2	7	1	0	0	0	0	0	0	0	3	0	1	.143	.143	.143
Sub Jiggs Parrott	3	4	1	0	0	0	0	0	0	0	0	0	1	.250	.250	.250
P Bert Abbey (1)	1	3	1	0	0	0	0	0	0	0	0	0	0	.333	.333	.333
P John Dolan	2	3	0	0	0	0	0	0	1	0	0	0	0	.000	.000	.250
	133	4708	1401	866	171	85	55	727	422	260	344	42	80	.298	.405	.361

1B—Anson 122, Decker 11, Thornton 1, Parrott 1

2B—Stewart 97, Truby 33, Everett 3, Decker 1

SS—Dahlen 129, Irwin 3, Terry 1, Decker 1, Parrott 1

3B—Everett 130, Decker 3

OF—Lange 123, Ryan 108, Wilmot 108, Decker 57, Stratton 4, Dahlen 1, Griffith 1, Parrott 1, Terry 1

C—Donahue 63, Kittridge 59, Moran 15

P—Griffith 42, Hutchison 38, Terry 38, Thornton 7, Parker 7, Stratton 5, Friend 5, McFarland 2, Dolan 2, Abbey 1

	Pos	G	TC	PO	A	DP	E	PB	FA
Everett	3B	130	512	174	263	12	75	—	.854
Dahlen	SS	129	894	281	527	70	86	—	.904
Lange	CF	123	353	298	28	6	27	—	.924
Anson	1B	122	1255	1176	60	82	19	—	.985
Wilmot	LF	108	268	229	19	5	23	—	.914
Ryan	RF	108	191	161	18	6	12	—	.937
Stewart	2B	97	585	252	281	53	52	—	.911
Donahue	C	63	305	234	45	8	26	16	.915
Kittridge	C	59	251	197	48	4	6	12	.976
Decker	RF@	57	111	98	3	0	10	—	.910
"	1B	11	113	110	3	10	0	—	1.000
Griffith	P	42	117	27	81	2	9	—	.923
Terry	P	38	105	13	81	3	11	—	.895
Hutchison	P	38	82	9	65	1	8	—	.902
Truby	2B	33	201	98	93	21	10	—	.950
Moran	C	15	81	49	18	0	14	10	.827
		133	5554	3446	1707	113	401	38	.928

THE ANNUAL RECORD

	G	IP	H	GS	CG	W	L	SO	BB	Sh	Sv	ERA	HB	WP	HR
Clark Griffith	42	353	434	41	39	26	14	79	91	0	0	3.93	22	7	11
Bill Terry	38	311.1	346	34	31	21	14	88	131	0	0	4.80	17	7	4
Bill Hutchison	38	291	371	35	30	13	21	85	129	2	0	4.73	13	4	13
Doc Parker	7	51.1	65	6	5	4	2	9	9	1	0	3.68	3	0	1
Danny Friend	5	41	50	5	5	2	2	10	14	0	0	5.27	3	1	5
Walter Thornton	7	40	58	2	2	2	0	13	31	0	1	6.08	5	4	3
Scott Stratton	5	30	51	5	3	2	3	4	14	0	0	9.60	4	0	1
Monte McFarland	2	14	21	2	2	2	0	5	5	0	0	5.14	0	1	0
John Dolan	2	11	16	2	1	0	1	1	6	0	0	6.55	1	0	0
Bert Abbey (1)	1	8	10	1	1	0	1	3	2	0	0	4.50	1	0	0
	1150.2	1422	133	119	72	58	297	432	3	1	4.67	69	24	38	

BOSTON

Frank Selee

South End Grounds II

	G	AB	H	R	2B	3B	HR	RBI	BB	SB	SO	HBP	SH	BA	SA	OBP
SS Herman Long	125	540	170	109	23	10	9	75	31	36	13	3	21	.315	.444	.355
CF Hugh Duffy	131	533	188	112	30	6	9	100	65	42	17	5	16	.353	.482	.428
3B Bill Nash	133	513	149	97	24	6	10	110	74	18	19	3	11	.290	.419	.383
RF Jimmy Bannon	124	493	171	101	35	5	6	74	54	28	31	5	12	.347	.475	.417
1B Tommy Tucker	126	465	115	87	19	6	3	73	63	15	29	19	11	.247	.333	.360
LF Tommy McCarthy	117	452	131	90	13	2	2	73	72	18	12	3	15	.290	.341	.391
2B Bobby Lowe	100	417	124	102	12	7	7	62	40	24	16	8	15	.297	.410	.370
C Charlie Ganzel	81	280	73	38	2	5	1	52	25	2	6	1	5	.261	.314	.324
C Jack Ryan	49	189	55	22	7	0	0	18	6	3	6	0	8	.291	.328	.313
Sub Fred Tenney	49	173	47	35	9	1	1	21	24	6	5	0	3	.272	.353	.360
P Jack Stivetts	46	158	30	20	6	4	0	24	6	1	28	0	2	.190	.278	.220
P Kid Nichols	50	161	37	23	3	2	0	18	14	0	18	0	1	.229	.273	.291
P Jim Sullivan	22	85	15	14	3	0	0	8	7	2	14	0	1	.176	.212	.239
P Harry Dolan	26	83	20	12	4	1	0	7	6	3	7	1	1	.241	.313	.300
Sub Joe Harrington	18	65	18	21	0	2	2	13	7	3	5	1	2	.277	.431	.356
Sub Jimmy Collins (1)	11	38	8	10	30	1	8	4	0	4	4	1	1	.211	.368	.302
Dub Charlie Nyce	9	35	8	7	5	0	2	9	4	0	2	1	0	.229	.543	.325
P Frank Sexton	10	26	6	4	0	0	0	2	1	0	1	0	1	.231	.231	.260
P Zeke Wilson (1)	6	19	6	3	0	0	1	6	0	0	1	0	0	.316	.474	.316
P Otis Stocksdale (2)	5	15	4	3	0	0	0	1	1	0	2	0	0	.267	.267	.313
Sub Jack Warner (1)	2	7	1	2	0	0	0	1	1	0	0	1	0	.143	.143	.333
P Bill Yerrick	1	3	0	0	0	0	0	0	0	0	2	0	0	.000	.000	.000
	133	4750	1377	911	198	57	54	756	505	200	239	52	126	.290	.390	.364

1B—Tucker 126, Stivetts 5, Ganzel 2, Stocksdale 2

2B—Lowe 100, Harrington 18, McCarthy 9, Ryan 5, Long 2, Sexton 1

SS—Long 123, Nyce 9, Ganzel 2

3B—Nash 133

OF—Duffy 131, Bannon 123, McCarthy 109, Tenney 28, Collins 10, Stivetts 2, Sexton 2, Ryan 1, Nichols 1, Dolan 1, Sullivan 1

C—Ganzel 77, Ryan 43, Tenney 21, Warner 3

P—Nichols 48, Stivetts 38, Dolan 25, Sullivan 21, Sexton 7, Wilson 6, Stocksdale 4, Yerrick 1, Bannon 1

	Pos	G	TC	PO	A	DP	E	PB	FA
Nash	3B	133	505	196	249	27	60	—	.881
Duffy	CF	131	367	326	21	8	20	—	.946
Tucker	1B	126	1272	1167	83	79	28	—	.978
Long	SS	123	777	283	410	48	84	—	.892

	Pos	G	TC	PO	A	DP	E	PB	FA
Bannon	RF	123	273	209	31	3	33	—	.879
McCarthy	LF	109	243	199	16	2	28	—	.885
Lowe	2B	100	636	267	340	51	29	—	.954
Ganzel	C	77	434	353	65	10	16	10	.963
Nichols	P	49	108	31	73	2	4	—	.963
Ryan	C	43	224	167	46	2	11	27	.951
Stivetts	P	38	77	24	50	1	3	—	.961
Tenney	LF@	28	52	40	6	1	6		.885
"	C	21	88	69	18	1	1	8	.989
Dolan	P	25	79	13	62	2	4	—	.949
Sullivan	P	21	41	5	31	1	5	—	.878
Harrington	2B	18	114	47	57	7	10	—	.912
Collins	RF@	10	14	9	1	0	4	—	.714
		133	5593	3551	1677	106	365	45	.935

	G	IP	H	GS	CG	W	L	SO	BB	Sh	Sv	ERA	HB	WP	HR
Kid Nichols	48	389.2	429	43	43	26	16	148	90	1	3	3.37	5	11	15
Jack Stivetts	38	291	341	34	30	17	17	111	89	0	0	4.64	12	6	14
Harry Dolan	25	198.1	215	21	18	11	7	47	67	3	1	4.27	14	5	11
Jim Sullivan	21	179.1	236	19	16	11	9	45	58	0	0	4.82	16	4	10
Frank Sexton	7	49	59	5	4	1	5	14	22	0	0	5.69	2	3	2
Zeke Wilson (1)	6	45	54	6	4	2	4	5	27	0	0	5.20	0	1	1
Otis Stocksdale (2)	4	23	31	4	1	2	2	2	8	0	0	5.87	0	1	3
Bill Yerrick	1	7	7	1	1	1	0	4	4	0	0	0.00	0	0	0
Jimmy Bannon	1	3	4	0	0	0	0	1	2	0	0	6.00	0	0	0
		1185.1	1376	133	117	71	60	377	367	4	4	4.25	49	31	56

BROOKLYN

Dave Foutz
Eastern Park

	G	AB	H	R	2B	3B	HR	RBI	BB	SB	SO	HBP	SH	BA	SA	OBP	
1B Candy LaChance	128	541	170	102	23	9	8	111	29	37	48	8	3	.314	.434	.358	
SS Tommy Corcoran	128	540	145	83	17	10	2	69	23	17	11	3	17	.269	.348	.302	
CF Mike Griffin	132	524	174	140	38	7	4	65	93	27	30	10	10	.332	.454	.442	
3B Billy Shindle	119	481	135	92	21	2	3	70	47	17	28	11	6	.281	.351	.358	
2B Tom Daly	121	460	129	90	17	8	2	68	52	28	52	3	10	.280	.365	.357	
LF John Anderson	103	423	122	77	11	14	10	90	12	24	29	5	1	.288	.452	.316	
RF George Treadway	87	343	89	56	14	3	8	57	33	9	22	2	2	.259	.388	.328	
C John Grim	94	333	93	55	17	5	0	45	13	10	9	7	5	.279	.360	.320	
Sub George Shoch	61	216	56	49	9	7	0	29	32	7	6	5	2	.259	.388	.328	
Sub Con Daily	40	142	30	17	3	2	1	11	10	3	18	1	3	.211	.282	.268	
P Bill Kennedy	41	131	40	19	4	1	0	21	4	0	6	0	1	.305	.351	.326	
Sub Dave Foutz	31	115	34	14	4	1	0	21	4	1	2	0	2	.296	.348	.319	
P Ed Stein	32	104	26	12	3	2	0	14	5	0	15	4	2	.250	.317	.310	
P Ad Gumbert	34	97	35	21	6	0	2	13	7	0	10	1	0	.361	.485	.410	
Sub Oyster Burns (1)	20	76	14	7	0	1	0	7	8	0	2	1	0	.184	.211	.271	
P Dan Daub	25	71	14	8	0	0	0	8	8	3	15	2	0	.197	.197	.296	
P Con Lucid (1)	21	53	13	14	0	3	0	10	7	0	9	0	0	.245	.358	.333	
Sub Joe Mulvey	13	49	15	8	4	1	0	8	2	1	0	0	2	.306	.429	.333	
Sub Buster Burrell	12	28	4	7	0	0	1	5	4	0	3	0	1	.143	.250	.250	
P Bert Abbey (2)	8	19	5	4	0	1	0	1	2	0	4	0	0	.263	.368	.333	
Sub Hunkey Hines	2	8	2	3	0	0	0	1	2	0	0	0	0	.250	.250	.400	
P Jack Cronin	2	2	1	1	0	1	0	2	0	0	0	0	0	.500	.500	.500	
P Sandy McDougal	1	1	0	0	0	0	0	0	0	0	0	0	0	.000	.000	.000	
		134	4757	1346	879	191	78	41	725	397	184	319	63	67	.283	.382	.346

THE ANNUAL RECORD

1B—LaChance 126, Foutz 8, Grim 1
 2B—Daly 121, Shoch 13
 SS—Corcoran 128, Shoch 6, Griffin 1
 3B—Shindle 117, Mulvey 13, Shoch 3
 OF—Griffin 132, Anderson 102, Treadway 87, Shoch 39, Foutz 20, Burns 19, LaChance 3, Hines 2, Grim 1, Daily 1, Gumbert 1
 C—Grim 92, Daily 39, Burrell 12
 P—Kennedy 40, Gumbert 33, Stein 32, Daub 25, Lucid 21, Abbey 8, Cronin 2, McDougal 1

	Pos	G	TC	PO	A	DP	E	PB	FA
Griffin	CF	132	392	357	23	12	12	—	.969
Corcoran	SS	128	850	297	491	50	64	—	.925
LaChance	1B	126	1372	1296	53	69	23	—	.983
Daly	2B	121	722	321	351	42	50	—	.931
Shindle	3B	117	447	142	258	16	47	—	.895
Anderson	LF	102	246	206	11	4	29	—	.882
Grim	C	92	379	256	103	10	20	20	.947
Treadway	RF	87	140	117	7	4	16	—	.886
Daily	C	39	159	127	25	7	7	4	.956
Shoch	OF@	39	83	74	5	1	4	—	.893
"	2B	13	56	13	37	3	6	—	.893
Kennedy	P	40	78	5	68	1	5	—	.936
Gumbert	P	33	68	15	48	0	5	—	.926
Stein	P	32	76	12	62	1	2	—	.974
Daub	P	25	60	3	54	3	3	—	.950
Lucid	P	21	37	8	27	1	2	—	.946
Foutz	OF@	20	33	26	3	1	4	—	.879
Burns	OF@	19	49	41	4	1	4	—	.918
Mulvey	3B	13	60	25	30	1	5	—	.917
Burrell	C	12	37	24	7	1	6	1	.838
		134	5513	3478	1707	97	326	20	.941

	G	IP	H	GS	CG	W	L	SO	BB	Sh	Sv	ERA	HB	WP	HR
Bill Kennedy	40	288.2	341	34	27	19	12	41	95	2	1	5.05	7	7	14
Ed Stein	32	255.1	282	27	24	15	13	55	93	1	1	4.72	6	15	9
Ad Gumbert	33	234	288	26	20	11	16	45	69	0	1	5.08	12	4	11
Dan Daub	25	184.2	212	21	16	10	10	36	51	0	0	4.29	11	5	4
Con Lucid (1)	21	137	164	19	12	10	7	24	72	2	0	5.52	7	3	3
Bert Abbey (2)	8	52	66	6	5	5	2	14	9	0	0	4.33	3	2	0
Jack Cronin	2	5	10	0	0	0	0	1	3	0	2	10.80	0	0	0
Sandy McDougal	1	3	3	0	0	0	0	2	5	0	1	12.00	0	0	0
—1 forfeit W vs Louisville on May 23 when Louisville, the home team, began the game with only three new balls and the supply was exhausted by the 3rd inning—															
		1159.2	1366	133	104	70	60	218	397	5	6	4.93	46	36	42

PITTSBURGH

Connie Mack

Exposition Park II

	G	AB	H	R	2B	3B	HR	RBI	BB	SB	SO	HBP	SH	BA	SA	OBP
1B Jake Beckley	130	534	175	104	31	19	5	111	24	20	20	21	15	.328	.485	.380
RF Patsy Donovan	126	522	162	115	18	6	1	59	48	36	19	8	6	.310	.377	.374
CF Jake Stenzel	130	518	192	114	38	13	7	97	57	53	25	11	6	.371	.535	.444
LF Elmer Smith	125	484	146	89	15	12	1	81	55	34	25	6	3	.302	.388	.380
2B Lou Bierbauer	118	470	122	54	13	11	1	71	19	18	8	2	13	.260	.340	.291
SS Monte Cross	109	397	101	67	14	13	3	54	38	39	38	3	6	.254	.378	.324

	G	AB	H	R	2B	3B	HR	RBI	BB	SB	SO	HBP	SH	BA	SA	OBP
3B Billy Clingman	107	386	99	69	16	4	0	45	41	19	43	2	10	.256	.319	.331
Sub Frank Genins	73	252	63	43	8	0	2	24	22	19	14	2	23	.250	.306	.315
C Bill Merritt (2)	67	239	68	32	5	1	0	27	18	2	16	2	4	.285	.314	.340
P Pink Hawley	57	185	57	33	14	3	5	42	3	1	20	2	3	.308	.497	.326
C Joe Sugden	50	158	48	28	4	1	1	17	16	4	12	3	6	.304	.361	.379
P Bill Hart	36	106	25	8	5	2	0	11	1	1	12	0	3	.236	.321	.243
Sub Bill Stuart	19	77	19	5	3	0	0	10	2	2	6	1	0	.247	.286	.275
Sub Tom Kinslow	19	62	14	10	2	0	0	5	2	1	2	0	3	.226	.258	.250
Sub Connie Mack	14	49	15	12	2	0	0	4	7	1	1	1	2	.306	.347	.404
P Brownie Foreman	19	46	3	6	0	0	0	4	7	2	14	0	1	.065	.065	.189
P Frank Killen	14	38	13	7	0	1	0	5	6	2	7	0	0	.342	.395	.444
Sub Billy Niles	11	37	8	2	0	0	0	0	5	2	2	0	1	.216	.216	.310
P Jim Gardner	11	34	9	5	2	0	0	3	3	1	6	0	0	.265	.324	.324
P Sam Moran	11	26	4	5	0	1	1	1	1	0	1	0	0	.154	.346	.185
Sub John Corcoran	6	20	3	0	0	0	0	1	0	0	2	0	0	.150	.150	.150
P Tom Colcolough	8	17	5	5	1	2	0	3	2	0	1	1	1	.294	.471	.400
P Harry Jordan	2	7	2	0	0	0	0	1	0	0	2	0	0	.286	.286	.286
P Jake Hewitt	4	6	1	0	0	0	0	0	0	0	1	0	0	.167	.167	.167
P Gus Weyhing (2)	1	4	1	2	1	0	0	1	0	0	0	0	0	.250	.250	.250
P Gussie Gannon	1	2	0	0	0	0	0	0	0	0	2	0	0	.000	.000	.000
P Dave Wright	1	1	0	0	0	0	0	0	0	0	0	0	0	.000	.000	.000
P Jock Menefee	2	0	0	0	0	0	0	0	0	0	0	0	0	—	—	—
	135	4677	1355	815	192	89	27	681	378	257	301	66	106	.290	.386	.351

1B—Beckley 130, Genins 2, Merritt 2, Mack 1

2B—Bierbauer 118, Genins 16, Stuart 2, Cross 1, Niles 1

SS—Cross 108, Stuart 17, Genins 8, Corcoran 4

3B—Clingman 107, Genins 16, Niles 10, Corcoran 2

OF—Stenzel 130, Donovan 126, Smith 124, Genins 29

C—Merritt 63, Sugden 50, Kinslow 18, Mack 12

P—Hawley 56, Hart 36, Foreman 19, Killen 13, Gardner 11, Moran 10, Colcolough 7, Hewitt 4, Menefee 2, Jordan 2, Wright 1, Weyhing 1, Gannon 1

	Pos	G	TC	PO	A	DP	E	PB	FA
Beckley	1B	130	1434	1349	54	76	31	—	.978
Stenzel	CF	130	309	258	23	6	28	—	.909
Donovan	RF	126	207	188	11	2	8	—	.961
Smith	LF	124	302	255	16	2	31	—	.897
Bierbauer	2B	118	729	285	405	52	39	—	.947
Cross	SS	108	664	257	330	42	77	—	.884
Clingman	3B	107	445	138	257	16	50	—	.888
Merritt	C	63	324	245	58	7	21	20	.935
Hawley	P	56	139	16	110	2	13	—	.906
Sugden	C	50	263	179	58	4	26	10	.901
Hart	P	36	101	12	84	4	5	—	.950
Genins	LF@	29	58	53	1	0	4	—	.931
"	3B	16	77	25	43	4	9	—	.883
"	2B	16	71	26	36	1	9	—	.873
Foreman	P	19	51	3	43	1	5	—	.902
Kinslow	C	18	80	67	10	1	3	8	.963
Stuart	SS	17	103	35	59	5	9	—	.913
Killen	P	13	27	1	26	1	0	—	1.000
Mack	C	12	53	41	10	1	2	1	.962
Gardner	P	11	21	3	16	1	2	—	.905
Niles	3B	10	43	20	20	1	3	—	.930
Moran	P	10	17	1	15	1	1	—	.941
		134	5667	3535	1738	95	394	39	.930

THE ANNUAL RECORD

	G	IP	H	GS	CG	W	L	SO	BB	Sh	Sv	ERA	HB	WP	HR
Pink Hawley	56	444.1	449	50	44	31	22	142	122	4	1	3.18	33	10	7
Bill Hart	36	261.2	293	29	24	14	17	85	135	0	1	4.75	15	5	5
Brownie Foreman	19	139.2	131	16	12	8	6	54	64	0	2	3.22	19	4	0
Frank Killen	13	95	113	11	6	5	5	25	57	0	0	5.49	1	3	2
Jim Gardner	11	85.1	99	10	8	8	2	31	27	0	0	2.64	6	1	1
Sam Moran	10	62.2	78	6	6	2	4	19	51	0	0	7.47	3	7	2
Tom Colcolough	7	43.1	54	6	3	1	1	16	21	0	0	6.65	5	6	3
Harry Jordan	2	17	24	2	2	0	2	4	6	0	0	4.24	1	2	0
Jake Hewitt	4	13	13	2	1	1	0	4	2	0	2	4.15	1	0	0
Gus Weyhing (2)	1	9	10	1	1	1	0	3	5	0	0	1.00	0	0	0
Gussie Gannon	1	5	7	0	0	0	0	0	2	0	0	1.80	0	0	0
Dave Wright	1	2	6	0	0	0	0	0	1	0	0	27.00	0	2	0
Jock Menefee	2	1.2	3	1	0	0	1	0	7	0	0	16.20	0	1	0
—1 forfeit L vs Baltimore on Aug. 28—															
		1179.1	1279	134	107	71	61	383	500	4	6	4.10	85	40	19

CINCINNATI

Buck Ewing

League Park II

	G	AB	H	R	2B	3B	HR	RBI	BB	SB	SO	HBP	SH	BA	SA	OBP	
RF Dusty Miller	132	529	177	103	31	16	10	112	33	43	34	4	7	.335	.510	.378	
SS Germany Smith	127	503	151	75	23	6	4	74	34	13	24	0	3	.300	.394	.345	
3B Arlie Latham	112	460	143	93	14	6	2	69	42	48	25	5	7	.311	.380	.375	
1B Buck Ewing	105	434	138	90	24	13	5	94	30	34	22	1	2	.318	.468	.363	
2B Bid McPhee	115	432	129	107	24	12	1	75	73	30	30	8	7	.299	.417	.409	
LF Dummy Hoy	107	429	119	93	21	12	3	55	52	50	8	6	3	.277	.403	.363	
C Farmer Vaughn	92	334	102	60	23	5	1	48	17	15	10	0	4	.305	.413	.339	
CF George Hogriever	69	239	65	61	8	7	2	34	36	41	17	3	4	.272	.389	.374	
OF Eddie Burke (2)	56	228	61	52	8	6	1	25	22	19	14	4	2	.268	.368	.343	
P Tom Parrott	64	201	69	35	13	7	3	41	11	10	8	0	6	.343	.522	.377	
Sub Bill Gray	52	181	55	24	17	4	1	29	15	4	8	2	1	.304	.459	.364	
Sub Bug Holliday	32	127	38	25	9	2	0	20	10	6	3	0	1	.299	.402	.350	
P Frank Dwyer	37	113	30	14	3	5	1	16	5	2	5	0	1	.265	.407	.297	
P Billy Rhines	38	113	25	20	2	2	0	23	8	0	7	1	2	.221	.274	.279	
P Frank Foreman	32	94	29	14	7	0	2	11	4	1	14	2	1	.309	.447	.350	
Sub Morg Murphy	25	82	22	15	2	0	0	16	11	6	8	0	1	.268	.293	.355	
Sub Bill Merritt (1)	22	79	14	9	2	0	0	12	6	2	5	0	3	.177	.203	.235	
Sub Harry Spies (1)	14	50	11	2	0	1	0	5	3	0	2	0	1	.220	.260	.264	
P Bill Phillips	19	48	15	9	3	1	0	6	2	1	4	0	0	.313	.417	.340	
P King Bailey	1	4	2	2	1	0	0	1	0	1	1	0	0	.500	.750	.500	
Sub Mike Kahoe	3	4	0	0	0	0	0	0	0	0	0	0	0	.000	.000	.000	
		132	4684	1395	903	235	105	36	766	414	326	249	36	56	.298	.416	.359

1B—Ewing 105, Vaughn 15, Parrott 14, Latham 3, Spies 2
 2B—McPhee 115, Gray 16, Hogriever 3, Vaughn 1, Latham 1, Merritt 1
 SS—Smith 127, Gray 5
 3B—Latham 108, Gray 27, Vaughn 1
 OF—Miller 132, Hoy 107, Hogriever 66, Burke 56, Holliday 32, Parrott 9, Gray 1
 C—Vaughn 77, Murphy 25, Merritt 20, Spies 12, Gray 5, Kahoe 3
 P—Parrott 41, Rhines 38, Dwyer 37, Foreman 32, Phillips 18, Bailey 1

	Pos	G	TC	PO	A	DP	E	PB	FA
Miller	RF	132	286	243	25	8	18	—	.937
Smith	SS	127	767	251	457	58	59	—	.923

	Pos	G	TC	PO	A	DP	E	PB	FA
McPhee	2B	115	755	355	356	57	34	—	.955
Latham	3B	108	375	126	197	13	52	—	.861
Hoy	LF	107	282	235	14	6	33	—	.883
Ewing	1B	105	1062	957	79	69	26	—	.976
Vaughn	C	77	364	262	78	10	24	17	.934
"	1B	15	137	115	16	3	6		.956
Hogriever	CF	66	197	174	10	3	13	—	.934
Burke	CF@	56	159	135	8	2	16	—	.899
Parrott	P	41	102	30	64	2	8	—	.922
"	1B	14	111	103	5	10	3		.973
Rhines	P	38	82	17	56	3	9	—	.890
Dwyer	P	37	84	26	54	6	4	—	.952
Holliday	LF@	32	67	60	3	1	4	—	.940
Foreman	P	32	51	11	34	1	6	—	.882
Gray	3B	27	117	47	59	7	11	0	.906
"	2B	16	67	27	33	5	7		.896
Murphy	C	25	97	70	18	1	9	2	.907
Merritt	C	20	88	65	19	3	4	6	.955
Phillips	P	18	43	16	24	0	3	—	.930
Spies	C	12	60	32	20	2	8	2	.867
		132	5481	3436	1668	112	377	27	.931

	G	IP	H	GS	CG	W	L	SO	BB	Sh	Sv	ERA	HB	WP	HR
Frank Dwyer	37	280.1	355	31	23	18	15	46	74	2	0	4.24	14	7	10
Billy Rhines	38	267.2	322	33	25	19	10	72	76	0	0	4.81	21	9	4
Tom Parrott	41	263.1	382	31	23	11	18	57	76	0	3	5.47	5	4	8
Frank Foreman	32	219	253	27	19	11	14	55	92	0	1	4.11	15	3	11
Bill Phillips	18	109	126	9	6	6	7	15	44	0	2	6.03	7	3	6
King Bailey	1	8	13	1	1	1	0	0	0	0	0	5.63	1	1	0
	1147.1	1451	132	97	66	64	245	362	2	6	4.81	63	27	39	

NEW YORK

George Davis (16-17) Jack Doyle (32-31) Harvey Watkins (18-17)

Polo Grounds III

	G	AB	H	R	2B	3B	HR	RBI	BB	SB	SO	HBP	SH	BA	SA	OBP
CF George Van Haltren	131	521	177	113	23	19	8	103	57	32	29	3	6	.340	.503	.408
RF Mike Tiernan	120	476	165	127	23	21	7	70	66	36	19	1	5	.347	.527	.427
2B General Stafford	124	463	129	79	12	5	3	73	40	42	32	6	1	.279	.346	.344
SS Shorty Fuller	126	458	103	82	11	3	0	32	64	15	34	2	7	.225	.262	.323
3B George Davis	110	430	146	106	36	9	5	101	55	48	12	2	3	.340	.500	.417
1B Jack Doyle	82	319	100	52	21	3	1	66	24	35	12	2	0	.313	.408	.365
C Duke Farrell	90	312	90	38	16	9	1	58	38	11	18	3	4	.288	.407	.371
Sub Parke Wilson	67	238	56	32	9	0	0	30	14	11	16	1	2	.235	.273	.281
Sub Yale Murphy	51	184	37	35	6	2	0	16	27	7	13	0	2	.201	.255	.303
P Amos Rusie	53	179	44	14	3	1	1	19	0	2	28	0	0	.246	.291	.246
LF Eddie Burke (1)	39	167	43	38	6	2	1	12	7	14	9	3	2	.257	.335	.299
Sub Tom Bannon	37	159	43	33	6	2	0	8	7	20	8	0	3	.270	.333	.301
P Dad Clarke	37	121	29	16	2	1	0	10	8	0	15	1	0	.240	.273	.292
LF Oyster Burns (2)	33	114	35	21	5	3	1	25	14	10	6	1	1	.307	.430	.388
P Les German	35	111	29	16	2	2	2	16	9	1	7	3	1	.261	.369	.333
P Jouett Meekin	31	96	28	16	4	3	1	16	3	2	11	1	0	.292	.427	.320
Sub Pop Schriver	24	92	29	16	2	1	1	16	9	3	10	1	1	.315	.391	.382
Sub Bill Clark	23	88	23	9	3	2	0	16	5	1	6	0	0	.261	.341	.301
Sub Harry Davis	7	24	7	1	0	1	0	6	2	1	0	0	0	.292	.427	.320
Sub Frank Butler	5	22	6	5	1	0	0	2	1	0	1	0	0	.273	.318	.304

THE ANNUAL RECORD

	G	AB	H	R	2B	3B	HR	RBI	BB	SB	SO	HBP	SH	BA	SA	OBP
P Andy Boswell (1)	5	16	3	1	0	0	0	1	1	1	1	0	0	.188	.188	.235
P Ed Doheny	3	10	1	0	0	1	0	3	1	0	3	0	0	.100	.300	.182
Sub Larry Battam	2	4	1	0	0	0	0	0	2	0	1	0	0	.250	.250	.500
P Frank Knauss	1	1	0	0	0	0	0	0	0	0	1	0	0	.000	.000	.000
	132	4605	1324	852	191	90	32	699	454	292	292	30	38	.288	.389	.355

1B—Doyle 58, Clark 23, Bannon 16, G. Davis 14, Wilson 11, H. Davis 7, Schriver 6, Farrell 2, Burns 1
 2B—Stafford 110, Doyle 13, G. Davis 10, Murphy 1
 SS—Fuller 126, Murphy 8
 3B—G. Davis 81, Farrell 24, German 11, Murphy 8, Doyle 6, Wilson 3, Battam 2, Stafford 2
 OF—Van Haltren 131, Tiernan 119, Burke 39, Murphy 33, Burns 32, Bannon 21, Stafford 12, G. Davis 7, Butler 5, Rusie 1
 C—Farrell 62, Wilson 53, Schriver 18, Doyle 4
 P—Rusie 49, Clarke 37, Meekin 29, German 25, Boswell 5, Doheny 3, Van Haltren 1, Knauss 1

	Pos	G	TC	PO	A	DP	E	PB	FA
Van Haltren	CF	131	304	252	26	3	26	—	.914
Fuller	SS	126	842	270	499	59	73	—	.913
Tiernan	RF	119	203	184	8	2	11	—	.946
Stafford	2B	110	627	242	329	44	66	—	.911
"	RF@	12	26	20	2	0	4		.846
Davis	3B	81	337	122	175	18	40	—	.881
"	1B	14	136	126	9	5	1		.993
"	2B	10	71	33	34	4	4		.944
Farrell	C	62	357	269	67	11	21	19	.941
"	3B	24	90	31	47	4	12		.867
Doyle	1B	58	654	599	34	27	21	3	.968
"	2B	13	83	28	47	3	8		.904
Wilson	C	53	288	214	56	8	18	20	.938
"	1B	11	106	95	5	12	6		.943
Rusie	P	49	123	19	93	4	11	—	.911
Burke	LF	39	93	77	8	2	8	—	.914
Clarke	P	37	69	13	49	6	7	—	.899
Murphy	LF@	33	71	63	4	2	4	—	.944
Burns	LF@	32	54	42	5	0	7	—	.870
Meekin	P	29	59	10	44	1	5	—	.915
German	P	25	45	6	37	5	2	—	.956
"	3B	11	34	11	15	1	8		.765
Clark	1B	23	233	213	14	16	6	—	.974
Bannon	LF@	21	47	33	9	1	5	—	.894
"	1B	16	188	165	9	15	14		.926
Schriver	C	18	98	66	22	1	10	2	.898
		132	5604	3438	1714	106	438	44	.922

	G	IP	H	GS	CG	W	L	SO	BB	Sh	Sv	ERA	HB	WP	HR
Amos Rusie	49	393.1	384	47	42	23	23	201	159	4	0	3.73	7	10	0
Dad Clarke	37	281.2	336	30	27	18	15	67	60	1	1	3.39	11	3	5
Jouett Meekin	29	225.2	296	29	24	16	11	76	73	1	0	5.30	9	8	10
Les German	25	178.1	243	18	16	7	11	36	78	0	0	5.96	9	4	7
Andy Boswell (1)	5	34	41	4	3	2	2	18	22	0	0	5.82	3	3	1
Ed Doheny	3	25.2	37	3	3	0	3	9	19	0	0	6.66	3	3	2
George Van Haltren	1	5	13	0	0	0	0	1	2	0	0	12.60	2	0	0
Frank Knauss	1	3/2	9	1	0	0	0	1	2	0	0	17.18	0	1	0
		1147.1	1359	132	115	66	65	409	415	6	1	4.51	44	32	34

WASHINGTON

Gus Schmelz

Boundary Field

	G	AB	H	R	2B	3B	HR	RBI	BB	SB	SO	HBP	SH	BA	SA	OBP
C Deacon McGuire	133	538	181	89	30	8	10	97	40	17	18	5	5	.336	.478	.388
LF Kip Selbach	130	519	168	116	21	22	6	55	71	31	28	1	6	.324	.486	.406
CF Charlie Abbey	133	516	142	102	14	10	8	84	43	28	43	7	5	.275	.388	.339
3B Bill Joyce	127	479	149	110	26	13	17	97	96	29	56	14	7	.311	.526	.440
1B Ed Cartwright	122	472	156	95	34	17	3	90	54	50	41	1	4	.331	.494	.400
2B Jack Crooks	118	412	117	81	19	8	6	58	70	36	39	8	16	.284	.413	.398
RF Bill Hassamaer (1)	86	363	101	42	18	4	1	60	26	8	13	0	6	.278	.358	.326
P Win Mercer	64	201	51	26	9	1	1	26	12	7	33	3	5	.254	.323	.306
SS Frank Scheibeck	49	172	31	18	5	2	0	25	17	5	23	1	4	.180	.233	.258
P Jake Boyd	52	159	43	29	5	1	1	16	20	2	28	7	0	.270	.333	.376
OF Tom Brown (2)	34	134	32	25	8	3	2	16	18	8	16*	2	1	.239	.388	.329
Sub Jack Glasscock (2)	25	100	23	20	2	0	0	10	7	3	3	6	3	.230	.250	.300
P Varney Anderson	36	97	28	22	2	3	0	16	10	0	9	1	2	.289	.371	.361
Sub Dan Coogan	26	77	17	9	2	1	0	7	13	1	6	0	1	.221	.273	.333
P Otis Stocksdale (1)	25	74	23	12	4	2	0	15	3	1	8	0	1	.311	.419	.338
P Al Maul	22	72	18	9	5	2	0	16	6	0	7	0	2	.250	.375	.308
Sub Gene Demontreville	12	46	10	7	1	3	0	9	3	5	4	0	0	.217	.370	.265
Sub Parson Nicholson	10	38	7	7	2	1	0	5	7	6	4	0	0	.184	.289	.311
P John Malarkey	22	37	5	2	0	0	0	4	2	0	8	0	0	.135	.135	.179
P Jack Gilroy	12	29	7	8	1	0	0	4	1	0	4	0	0	.241	.276	.267
Sub Billy Lush	5	18	6	2	0	0	0	2	2	0	1	0	0	.333	.333	.400
P Joe Corbett	7	15	2	1	0	0	0	1	0	0	5	0	0	.133	.133	.133
P Andy Boswell (2)	7	14	4	4	0	0	0	1	1	1	2	1	0	.286	.286	.375
Sub Dan Mahoney	6	12	2	2	0	0	0	1	0	0	0	0	0	.167	.167	.167
P Doc McJames	2	7	1	1	0	0	0	1	0	0	0	0	0	.143	.143	.143
P Carlton Molesworth	4	7	1	0	0	0	0	0	0	0	3	0	0	.143	.143	.143
Sub Joe Woerlin	1	3	1	1	0	0	0	0	0	0	0	0	1	.333	.333	.333
Sub Bill McCauley	1	2	0	0	0	0	0	0	0	0	0	0	0	.000	.000	.000
P Ed Buckingham	1	1	0	0	0	0	0	0	0	0	1	0	0	.000	.000	.000
P Oscar Purner	1	1	0	0	0	0	0	0	0	0	0	0	0	.000	.000	.000
Sub Phil Wisner	1	0	0	0	0	0	0	0	0	0	0	0	0	—	—	—
<hr/>																
	133	4615	1326	840	209	101	55	713	522	238	403	59	69	.287	.412	.366

1B—Cartwright 122, Hassamaer 10, Boswell 1, Mahoney 1
 2B—Crooks 118, Boyd 10, Selbach 5, Scheibeck 2, Mercer 1
 SS—Scheibeck 45, Glasscock 25, Coogan 18, Demontreville 12, Nicholson 10, Boyd 8, Mercer 7, Selbach 6, Corbett 2, Woerlin 1, Wisner 1, McGuire 1, Hassamaer 1, McCauley 1
 3B—Joyce 127, Mercer 3, Scheibeck 2, Hassamaer 1, Boyd 1, Coogan 1, Gilroy 1
 OF—Abbey 133, Selbach 119, Hassamaer 75, Brown 34, Boyd 21, Mercer 6, Lush 5, Maul 4, Gilroy 3, Coogan 2, Corbett 2, Stocksdale 2, Anderson 2
 C—McGuire 133, Coogan 5, Mahoney 2
 P—Mercer 44, Anderson 29, Malarkey 22, Stocksdale 20, Maul 16, Boyd 15, Gilroy 8, Boswell 6, Molesworth 4, Corbett 3, McJames 2, Buckingham 1, Purner 1

	Pos	G	TC	PO	A	DP	E	PB	FA
McGuire	C	133	632	412	180	12	40	28	.937
Abbey	CF	133	346	278	34	8	34	—	.902
Joyce	3B	127	500	188	235	16	77	—	.846
Cartwright	1B	122	1216	1102	95	69	19	—	.984
Selbach	LF	119	344	293	21	4	30	—	.913
Crooks	2B	118	731	332	367	44	32	—	.956
Hassamaer	RF	75	112	104	4	1	4	—	.964
Scheibeck	SS	45	270	96	144	18	30	—	.888
Mercer	P	43	97	26	59	2	12	—	.874

THE ANNUAL RECORD

	Pos	G	TC	PO	A	DP	E	PB	FA
Brown	RF@	34	66	59	1	0	6	—	.909
Anderson	P	29	66	10	49	4	7	—	.894
Glasscock	SS	25	172	51	103	10	18	—	.895
Malarkey	P	22	19	3	15	0	1	—	.947
Boyd	RF@	21	28	20	2	1	6	—	.786
"	P	15	32	3	25	0	4		.875
"	2B	10	35	15	14	1	6		.829
Stocksdale	P	20	42	12	26	2	4	—	.905
Coogan	SS	18	118	38	50	6	30	0	.746
Maul	P	16	45	10	32	3	3	—	.933
DeMontreville	SS	12	84	33	45	8	6	—	.929
Nicholson	SS	10	64	17	34	4	13	—	.797
		133	5445	3326	1669	97	450	29	.917

	G	IP	H	GS	CG	W	L	SO	BB	Sh	Sv	ERA	HB	WP	HR
Win Mercer	43	311	430	38	32	13	23	84	96	0	2	4.46	18	2	17
Varney Anderson	29	204.2	288	25	18	9	16	35	97	0	0	5.89	10	1	14
Otis Stocksdale (1)	20	136	199	17	11	6	11	23	52	0	1	6.09	8	1	7
Al Maul	16	135.2	136	16	14	10	5	34	37	0	0	2.45	3	2	6
John Malarkey	22	100.2	135	8	5	0	8	32	60	0	2	5.99	8	6	2
Jake Boyd	14	85.1	126	12	8	2	11	16	35	0	0	7.07	11	3	1
John Gilroy	8	41.1	63	4	2	1	4	2	24	0	0	6.53	4	2	3
Andy Boswell (2)	6	30	44	3	3	1	2	12	19	0	0	6.00	2	4	1
Joe Corbett	3	19	26	3	3	0	2	3	9	0	0	5.68	2	0	3
Doc McJames	2	17	17	2	2	1	1	9	16	0	0	1.59	0	1	0
Carlton Molesworth	4	16	33	3	1	0	2	7	15	0	0	14.63	4	2	1
Ed Buckingham	1	3	6	1	0	0	0	1	2	0	0	6.00	0	0	0
Oscar Purner	1	2	4	0	0	0	0	0	3	0	0	9.00	0	0	0
		1111.2	1515	133	99	43	85	261	470	0	5	5.26	70	25	55

ST. LOUIS

Al Buckenberger (16-34) Chris Von Der Ahe (1-0) Joe Quinn (11-28) Lew Phelan (11-30)

Sportsman's Park II

	G	AB	H	R	2B	3B	HR	RBI	BB	SB	SO	HBP	SH	BA	SA	OBP
LF Dick Cooley	133	567	194	108	9	20	7	75	37	27	29	3	2	.342	.466	.386
2B Joe Quinn	135	547	172	86	19	9	3	76	37	22	7	2	16	.314	.399	.360
RF Tommy Dowd	130	508	164	95	19	17	7	74	31	31	32	3	4	.323	.469	.365
3B/C Doggie Miller	122	494	144	81	15	4	5	74	25	18	12	6	1	.291	.368	.333
SS Bones Ely	118	471	122	68	16	2	1	47	19	28	18	0	13	.259	.308	.288
1B Roger Connor	104	401	131	78	29	9	8	77	63	9	10	3	2	.327	.504	.422
CF Tom Brown (1)	84	355	78	73	11	4	1	31	43	34	44*	2	2	.220	.282	.316
C Heinie Peitz	90	334	95	44	14	12	2	65	29	9	20	2	2	.284	.416	.345
P Ted Breitenstein	73	221	42	25	2	0	0	18	29	5	22	2	2	.190	.199	.290
Sub Biff Sheehan	52	180	57	24	3	6	1	18	20	7	6	3	4	.317	.417	.394
3B Denny Lyons	34	132	39	24	6	0	2	25	15	3	7	3	1	.295	.386	.380
P Bill Kissinger (2)	33	97	24	8	6	1	0	8	0	1	11	0	1	.247	.330	.247
P Red Ehret	37	96	21	13	2	1	1	9	6	0	12	0	3	.219	.292	.265
Sub John Otten	26	87	21	8	0	0	0	8	5	2	8	0	1	.241	.241	.283
Sub Ike Samuels	34	74	17	5	2	0	0	5	5	5	7	0	4	.230	.257	.278
P Harry Staley	23	67	9	4	0	2	0	1	4	1	1	0	2	.134	.194	.183
Sub Frank Bonner (2)	15	59	8	3	0	1	1	8	1	2	8	1	0	.136	.220	.164
P Dewey McDougal	18	41	6	1	1	0	0	6	8	0	16	0	0	.146	.171	.286
P Dad Clarkson (1)	7	23	1	0	0	0	0	0	3	0	4	0	0	.043	.043	.154
Sub Marty Hogan	5	18	3	2	1	0	0	2	3	2	0	0	2	.167	.222	.286
Sub Guy McFadden	4	14	3	1	0	0	0	2	0	0	2	0	1	.214	.214	.214
Sub Joe Connor	2	7	0	0	0	0	0	1	0	0	2	0	0	.000	.000	.000

	G	AB	H	R	2B	3B	HR	RBI	BB	SB	SO	HBP	SH	BA	SA	OBP
Sub Henry Adkinson	1	5	2	1	0	0	0	0	0	0	2	0	0	.400	.400	.400
P Walt Coleman	1	5	1	0	0	0	0	0	0	0	1	0	0	.200	.200	.200
Sub Walt Kinlock	1	3	1	0	0	0	0	0	0	0	2	0	0	.333	.333	.333
P Fred Fagin	1	3	1	0	0	0	0	2	0	0	0	0	1	.333	.333	.333
P Red Donahue	1	3	0	0	0	0	0	0	0	0	1	0	0	.000	.000	.000
Sub John Ryan	2	2	0	0	0	0	0	0	0	0	0	0	0	.000	.000	.000
	136	4814	1356	752	155	88	39	636	388	208	283	28	64	.282	.375	.339

1B—Connor 104, Sheehan 11, Peitz 11, Miller 6, McFadden 4

2B—Quinn 135, Dowd 2

SS—Ely 118, Miller 9, Kissinger 4, Samuels 3, Cooley 3

3B—Miller 46, Lyons 34, Samuels 31, Dowd 17, Peitz 10, Bonner 10, Cooley 5, Ryan 2, Connor 2, Kinlock 1, Kissinger 1

OF—Cooley 125, Dowd 116, Brown 84, Sheehan 41, Miller 21, Breitenstein 16, Bonner 5, Hogan 5, Kissinger 4, Otten 2, Adkinson 1

C—Peitz 71, Miller 47, Otten 24, Bonner 1, Fagin 1, Cooley 1

P—Breitenstein 55, Ehret 37, Kissinger 24, Staley 23, McDougal 18, Clarkson 7, Donahue 1, Coleman 1

	Pos	G	TC	PO	A	DP	E	PB	FA
Quinn	2B	135	801	363	394	63	44	—	.945
Cooley	LF	125	362	321	17	1	24	0	.934
Ely	SS	118	709	248	408	52	53	—	.925
Dowd	RF	116	249	220	11	3	18	—	.928
"	3B	17	50	15	26	0	9	—	.820
Connor	1B	104	1037	960	63	60	14	—	.986
Brown	CF	84	247	220	15	5	12	—	.951
Peitz	C	71	363	260	80	10	23	7	.937
"	1B	11	87	76	7	6	4	—	.954
"	3B	10	23	12	6	1	5	—	.783
Breitenstein	P	55	160	46	100	1	14	—	.913
"	RF@	16	21	18	0	0	3	—	.857
Miller	C	47	196	142	41	5	13	10	.934
"	3B	46	152	54	72	5	26	—	.829
"	CF@	21	42	28	4	1	10	—	.762
Sheehan	CF@	41	67	56	7	1	4	—	.940
"	1B	11	103	95	3	6	5	—	.951
Ehret	P	37	79	11	56	0	12	—	.848
Lyons	3B	34	126	62	50	2	14	—	.889
Otten	C	24	94	74	15	3	5	5	.947
Kissinger	P	24	40	8	31	1	1	—	.975
Staley	P	23	29	1	27	0	1	—	.966
Samuels	3B	21	80	22	38	1	20	—	.750
McDougal	P	18	31	6	21	0	4	—	.871
Bonner	3B	10	32	8	13	0	11	1	.656
		136	5464	3478	1603	94	383	25	.930

	G	IP	H	GS	CG	W	L	SO	BB	Sh	Sv	ERA	HB	WP	HR
Ted Breitenstein	55	438.2	468	51	47	19	30	131	182	1	1	4.37	14	4	16
Red Ehret	37	231.2	360	32	18	6	19	55	88	0	0	6.02	10	7	11
Harry Staley	23	158.2	223	16	13	6	13	28	39	0	0	5.22	2	0	8
Bill Kissinger (2)	24	140.2	222	14	9	4	12	31	51	0	0	6.72	8	3	8
Dewey McDougal	18	114.2	187	14	10	3	10	23	46	0	0	8.32	10	1	11
Dad Clarkson (1)	7	61	91	7	7	1	6	9	26	0	0	7.38	2	4	7
Red Donahue	1	8	9	1	1	0	1	2	3	0	0	6.75	1	0	2
Walt Coleman	1	8	12	1	1	0	1	5	8	0	0	13.50	1	1	1
	1161.1	1572	136	106	39	92	284	443	1	1	5.73	48	20	64	

LOUISVILLE
John McCloskey
 Eclipse Park II

	G	AB	H	R	2B	3B	HR	RBI	BB	SB	SO	HBP	SH	BA	SA	OBP
LF Fred Clarke	132	550	191	96	21	5	4	82	34	40	24	10	3	.347	.425	.396
2B John O'Brien	128	539	138	82	10	4	1	50	45	15	20	10	18	.256	.295	.325
SS Frank Shugart	113	473	125	61	14	13	4	70	31	14	25	4	3	.264	.374	.315
3B Jimmy Collins (2)	96	373	104	65	17	5	6	49	33	12	16	9	3	.279	.399	.352
1B Harry Spies (2)	74	276	74	42	14	7	2	35	11	4	19	7	0	.268	.391	.313
RF Tom Gettinger	63	260	70	28	11	5	2	32	8	6	15	2	5	.269	.373	.296
C Jack Warner (2)	67	232	62	20	4	2	1	20	11	10	16	7	3	.267	.315	.320
CF Joe Wright	80	228	63	30	10	4	1	30	12	7	28	1	2	.276	.368	.315
Sub Walter Preston	50	197	55	42	6	4	1	24	17	11	17	10	1	.279	.365	.366
Sub Ducky Holmes	40	161	60	33	10	2	3	20	12	9	9	3	3	.373	.516	.426
C Tub Welch	47	153	37	18	4	1	1	8	13	2	7	2	1	.242	.301	.310
UT Tom McCreery	31	108	35	18	3	1	0	10	8	3	15	1	2	.324	.370	.376
P Bert Cunningham	32	100	30	14	7	3	0	13	9	0	20	0	0	.300	.430	.358
Sub Dan Brouthers (2)	24	97	30	13	10	1	2	15	11	1	2	0	1	.309	.495	.380
Sub Bill Hassamaer (2)	23	96	20	7	2	2	0	14	3	0	4	0	2	.208	.271	.232
Sub Dan Sweeney	22	90	24	18	5	0	1	16	17	2	2	1	0	.267	.356	.389
P Gus Weyhing (3)	28	89	20	9	2	0	1	10	11	1	27	0	0	.225	.281	.310
P Bert Inks	28	84	21	9	4	0	0	7	6	0	7	0	1	.250	.298	.300
P Mike McDermott	33	82	13	12	2	3	0	4	13	1	11	1	0	.159	.256	.281
Sub Jack Glasscock (1)	18	74	25	9	3	1	1	6	3	1	1	3	1	.338	.446	.387
Sub Ambrose McGann	20	73	21	9	5	2	0	9	8	6	6	0	1	.288	.411	.358
P Jack Luby	19	53	15	6	2	2	0	9	8	2	3	0	0	.283	.396	.415
Sub Fred Zahner	21	49	11	7	1	1	0	6	6	0	4	1	0	.224	.286	.321
Sub Fred Pfeffer	11	45	13	8	1	0	0	5	5	2	3	0	0	.289	.311	.360
Sub Bill Kemmer	11	38	7	5	0	0	1	3	2	0	4	0	1	.184	.263	.225
Sub Dan Minnehan	8	34	13	6	0	0	0	6	1	0	1	0	0	.382	.382	.400
Sub Henry Cole	10	33	10	10	0	0	0	5	3	2	3	0	2	.303	.303	.361
P Phil Knell (1)	10	26	6	3	2	1	0	6	1	1	4	0	0	.231	.385	.259
Sub Tom Morrison	6	22	6	3	0	2	0	3	1	0	1	0	1	.273	.455	.304
P Dan McFarlan	7	21	5	2	1	0	0	1	0	0	3	0	0	.238	.286	.238
Sub Herk Burnett	5	17	7	6	0	1	2	3	2	2	2	0	0	.412	.882	.474
Sub Gil Hatfield	5	16	3	3	0	0	0	1	1	0	1	1	1	.188	.188	.278
Sub Barry McCormick	3	12	3	2	0	1	0	0	0	1	0	0	1	.250	.417	.250
Sub Mike Trost	3	12	1	1	0	0	0	1	0	1	1	0	0	.083	.083	.083
P Jack Wadsworth	2	4	1	0	0	0	0	0	0	0	0	0	1	.250	.250	.250
P George Meakim	1	3	1	1	0	0	0	0	0	0	1	0	0	.333	.333	.333
Sub Grant Briggs	1	3	0	0	0	0	0	0	0	0	1	0	1	.000	.000	.000
P Bill Kling	1	1	0	0	0	0	0	0	0	0	0	0	0	.000	.000	.000
P George Borchers	1	0	0	0	0	0	0	0	0	0	0	0	0	—	—	—
P Bill Childers	1	0	0	0	0	0	0	0	0	0	0	0	0	—	—	—
	133	4724	1320	698	171	73	34	574	346	156	323	77	58	.279	.368	.339

1B—Spies 47, Brouthers 24, Hassamaer 21, Welch 20, Glasscock 5, Luby 5, Warner 3, O'Brien 3, Trost 3, Pfeffer 3, Kemmer 2, McCreery 1, Burnett 1
 2B—O'Brien 125, Pfeffer 3, Collins 2, Warner 1, McCormick 1, Hassamaer 1
 SS—Shugart 88, Glasscock 13, McGann 8, Holmes 8, Pfeffer 5, McCreery 4, Morrison 3, McCormick 2, Hatfield 2, Collins 1, Hassamaer 1, Spies 1
 3B—Collins 77, Preston 25, Kemmer 9, Minnehan 7, McGann 6, Holmes 4, Hatfield 3, Morrison 3, McCreery 1
 OF—Clarke 132, Gettinger 63, Wright 59, Holmes 29, Shugart 27, Preston 26, Sweeney 22, McCreery 18, Collins 18, McGann 5, Burnett 4, Minnehan 2, Luby 2, Cunningham 1
 C—Warner 64, Welch 28, Spies 26, Zahner 21, Cote 10, Briggs 1, Wright 1
 P—McDermott 33, Cunningham 31, Weyhing 28, Inks 28, Luby 11, Knell 10, McCreery 8, McFarlan 7, Wadsworth 2, Holmes 2, Gettinger 2, Meakim 1, Borchers 1, Kling 1, Childers 1

	Pos	G	TC	PO	A	DP	E	PB	FA
Clarke	LF	132	413	344	20	4	49	—	.881
O'Brien	2B	125	746	304	396	56	46	—	.938
Shugart	SS	88	499	178	258	39	63	—	.874
"	CF@	27	78	65	5	3	8	—	.897
Collins	3B	77	337	131	181	12	25	—	.926
"	RF@	18	45	40	3	1	2	—	.956
Warner	C	64	260	195	47	4	18	13	.931
Gettinger	RF	63	145	127	5	1	13	—	.910
Wright	CF	59	136	127	4	1	5	0	.963
Spies	1B	47	470	439	22	30	9	—	.981
"	C	26	132	91	27	3	14	2	.894
McDermott	P	33	77	6	57	2	14	—	.818
Cunningham	P	31	85	19	56	3	10	—	.882
Holmes	CF@	29	50	32	7	1	11	—	.780
Welch	C	28	125	83	28	3	14	8	.888
"	1B	20	191	171	13	14	7	—	.963
Inks	P	28	64	5	53	0	6	—	.906
Weyhing	P	28	63	11	46	3	6	—	.905
Preston	CF@	26	56	45	5	2	6	—	.893
"	3B	25	102	26	49	3	27	—	.735
Brouthers	1B	24	235	214	10	14	11	—	.953
Sweeney	RF@	22	35	26	2	0	7	—	.800
Hassamaer	1B	21	202	181	17	12	4	—	.980
Zahner	C	21	51	28	14	0	9	6	.824
McCreery	RF@	18	24	20	1	0	3	—	.875
Glasscock	SS	13	90	32	49	6	9	—	.900
Luby	P	11	28	2	21	1	5	—	.821
Cote	C	10	39	29	5	0	5	2	.872
Knell	P	10	20	3	16	1	1	—	.950
		133	5463	3348	1638	104	477	31	.913

	G	IP	H	GS	CG	W	L	SO	BB	Sh	Sv	ERA	HB	WP	HR
Bert Cunningham	31	231	299	28	24	11	16	49	104	1	0	4.75	5	5	6
Gus Weyhing (3)	28	213	285	25	22	7	19	53	66	1	0	5.41	8	5	9
Mike McDermott	33	207.1	258	26	18	4	19	42	103	0	0	5.99	11	16	8
Bert Inks	28	205.1	294	27	21	7	20	42	78	0	0	6.40	15	4	3
Jack Luby	11	71.1	115	6	5	1	5	12	19	0	0	6.81	7	4	5
Phil Knell (1)	10	56.2	75	6	3	0	6	19	21	0	0	6.51	6	1	3
Tom McCreery	8	48.2	51	4	3	3	1	14	38	1	1	5.36	5	3	0
Dan McFarlan	7	46	80	7	6	0	7	10	15	0	0	6.65	5	0	4
Ducky Holmes	2	14	16	1	1	1	0	0	4	0	0	5.79	1	3	1
Jack Wadsworth	2	9	24	0	0	0	1	2	7	0	0	16.00	0	3	0
George Meakim	1	7	7	1	1	1	0	2	4	0	0	2.57	0	0	0
Tom Gettinger	2	6.1	13	0	0	0	0	0	1	0	0	7.11	0	0	1
Bill Kling	1	1	0	0	0	0	0	0	1	0	0	0.00	0	0	0
George Borchers	1	0.2	1	1	0	0	1	0	3	0	0	27.00	0	1	0
Bill Childers	1	0	2	0	0	0	0	0	5	0	0	—	0	3	0

—1 forfeit L vs Brooklyn on May 23—

1117.1	1520	132	104	35	95	245	469	3	1	5.90	63	48	40
--------	------	-----	-----	----	----	-----	-----	---	---	------	----	-----------	----

1896

BREAK UP THE BIRDS

Effective in 1896, the head umpire, rather than the home team captain, had the final decision when and if to resume play following a rain delay. That same year rules were initiated requiring the home team to have at least a dozen new balls on hand for each scheduled contest and permitting only players in uniform, the manager and the club president to occupy their team's bench during the course of a game. Otherwise the 1896 season brought remarkably few changes. Yet batting marks continued to plummet, dropping another six points per player, and the average pitcher's ERA fell from 4.76 to 4.38. So acutely had the scale again begun to tip toward the defensive side of the ledger that the St. Louis Browns' loop worst ERA in 1896 of 5.33 was just .01 runs above the League-Association average two years earlier.

The pitching resurgence for a short time seemed as if it might halt the Baltimore Orioles' pennant skein. At the end of the first month of the 1896 season, the standings looked as if they had been printed upside down. Kingpin Baltimore sat in 9th place, and Cleveland, the 1895 runner-up, was anchored in the 10th berth, while the Pittsburgh Pirates, in their second full season with catcher-manager Connie Mack at their helm, ruled the harbor after an 8-2 April.

But apart from Pink Hawley and Frank Killen, who in 1896 became the last National League southpaw to win 30 games, Pittsburgh had no pitchers of consequence. Cleveland, after signing Zeke Wilson when Boston waived the rights to him, had a solid third starter behind Cy Young and Nig Cuppy and began to come on strong in May. Baltimore likewise reverted to form when rookie right-hander Arlie Pond showed evidence of compensating for Sadie McMahon's chronic sore elbow and erratic work from George Hemming and Duke Esper. Following on the heels of Bill Hoffer, Pond gave Ned Hanlon his second outstanding yearling hurler in two seasons, but the Orioles pilot was still not without problems. Although Heinie Reitz was mended from his fractured collarbone, freeing the Orioles to swap interim second baseman Kid Gleason to New York for first sacker Jack Doyle, a hole suddenly opened at third base after typhoid fever downed John McGraw during spring training. As a temporary measure, Hanlon turned to Jim

SAD SPIDERS

There are only four middle infielders in major league history who are not in the Hall of Fame despite compiling .300 career batting averages while achieving more than 1,500 hits, and two of them played side by side for the Cleveland Spiders in the 1890s. Even allowing for the fact that batting marks in the mid-1890s are somewhat spurious, Cupid Childs and Ed McKean are still worthy candidates. They have never been serious Hall of Fame candidates for one reason. Cleveland never won a pennant with them, and most authorities discount the Spiders' Temple Cup triumph in 1895. There are a number of explanations for Cleveland's failure to beat out Boston or Baltimore at least once in the 1890s, but one stands out above all others. Jesse Burkett was among the top-hitting outfielders of his day; the other two men Cleveland had out there with him most of the time were colossal offensive liabilities. The evidence of their inadequacy is overpowering. Between 1893, the year the pitching distance was increased, and the end of the century, the three men who saw the most outfield duty in Cleveland livery were Burkett, Harry Blake and Jimmy McAleer. Burkett had the third highest BA of any player during that period who collected at least 1,000 at bats. His .376 mark for the eight seasons between 1893 and 1900 trails only Willie Keeler's .382 and Ed Delahanty's .377. Blake and McAleer are leading members of the exact opposite list.

THE WORST HITTING OUTFIELDERS (1893-1900), MINIMUM 1,000 AT BATS

	AB	H	BA
Harry Blake	1877	473	.252
Tom Brown	2508	645	.257
Dick Harley	1467	362	.260
Jimmy McAleer	2043	537	.263

Brown and Harley had some excuse. They played most of the time with rotten teams. Blake and McAleer had no excuse. They were poor hitters who would have posted some of the lowest outfield batting averages in history if they had played ten years earlier or ten years later. Cleveland had no excuse either. McAleer and Blake, one or the other, arguably could have been carried for his defense, but not both. The minor leagues in the mid-1890s were laden with outfielders who would have been an improvement on McAleer and Blake. Not to have landed a couple of them cost the Spiders a pennant or two and cost either Childs or McKean—or possibly both—a spot in Cooperstown.

Donnelly, a minor leaguer since 1888 after he hit .201 for last-place Washington. Given new life, Donnelly blossomed, batting .328 to match exactly the Orioles' loop-leading team average.

Still Baltimore could not shed Cleveland. In addition the two preseason favorites were receiving a surprisingly stiff challenge from the Cincinnati Reds. Barely a .500 team in 1895, the Reds were piloted by local favorite Buck Ewing, now nearly through as a player but still effective at inducing solid fundamental play from his mostly veteran cast. With Bid McPhee at second base, wide-ranging Germany Smith at short and Dummy Hoy in center field, Ewing's team was particularly strong up the middle, as the 1896 fielding stats reflected. McPhee, in the first full season he wore a glove, set a new fielding average record for second basemen, and the Reds became the first team in major league history to average fewer than two errors a game. At the end of July, Cincinnati sat atop the League-Association throne at 61-29, two games up on Baltimore and three ahead of Cleveland. Two Achilles' heels then overturned the Reds. Confident that they were on their way to the Temple Cup series, the Reds players were guilty of a cardinal baseball sin: voting how to divide their player shares before they earned them. Cincinnati's

second pitfall was the long-standing grudge that most veteran players around the loop bore toward Ewing, stemming from the manner in which they believed he had sold out the Brotherhood in 1890. Probably the least popular star of his day with fellow players, Ewing saw his charges win just 16 of 37 games in the last two months of the season when they came up against team after team that was itself out of contention but still played extra hard in its determination not to see any crew of Ewing's get Temple Cup money.

A 19-7 run in August enabled Baltimore to open up a five and a half game bulge on Cincinnati. The Orioles moved out of reach by sweeping a Labor Day tripleheader from last-place Louisville and then taking a twin bill from the Colonels the following day. On September 10, the Spiders, after nipping at Cincinnati's heels for most of the month, finally passed their

interstate rivals and gained the right to oppose Baltimore in the Temple Cup series.

For the second year in a row, Cleveland's Jesse Burkett paced the League-Association in batting and hits. Burkett also led in total bases, but most of the other offensive honors



Cupid Childs was the best second baseman in the game from 1890 through 1897. His keystone partner Ed McKean was just about the best shortstop during that same eight-year period. The AA's leading rookie in 1890 with Syracuse, Childs was sold to the Boston Reds after Syracuse folded but was then traded to Cleveland for Paul Radford and Cub Stricker before the 1891 season began. Childs could have gone to Baltimore instead of Cleveland, but he chose not to play in his hometown. Had Childs remained with Boston he would have been on the AA's final pennant winner. If he had been willing to play in his hometown, he almost certainly would have been on three future pennant winners and maybe more. Stuck on Cleveland along with McKean, Childs never got to play on a pennant winner. Ironically, the only other two middle infielders who had .300 career BAs with at least 1,500 hits but failed to make the Hall of Fame were Cecil Travis and Buddy Myer, who also were keystone partners with Washington in the 1930s.

went to Ed Delahanty of Philadelphia. Delahanty's day against Bill Terry of Chicago on July 13 typified the Phillies' disappointing year when he became the only slugger prior to 1986 to hit four home runs in a losing cause. A preseason trade that brought Billy Nash from Boston for Billy Hamilton proved particularly costly for the Phils when Nash, plagued by an early season beaming and his dual responsibilities as the club's manager and third baseman, hit just .247 while Hamilton was hitting 118 points higher, topping the League-Association in walks and scoring 152 runs. Nor did it help the Phils pacify their fans when they went 0-12 for the season against the Orioles and finished 8th. Philadelphia's slide resulted in a drop of more than 100,000 in attendance, but the Phils still drew almost treble the number of customers Louisville did. Hapless as the Colonels were, though, they produced three of the year's most exciting newcomers as freshman fireballers Chick Fraser and "Still Bill" Hill finished 1-2 in the League-Association in walks and Tom McCreery, in his first full season, fell just four

FAMOUS FIRSTS VIII

In 1895 Deacon McGuire of Washington became the first catcher in the post-1893 era to lead his team in hitting as well as the last catcher until 1944 to lead his team in at bats. Another remarkably underpublicized catching first occurred in 1896. That year, for the first time ever, a 45-year-old man caught as many as 10 games in a major league season. It was not done by McGuire, though he would later become the first to catch as many as 100 games after age 40. It was done by none other than the player-manager of the Chicago Colts, one Cap Anson. A list of some other significant catching firsts:

First rookie regular catcher on a pennant winner—Mike Hines, Boston NL, 1883

First post-1876 catcher to lead his team in batting—Cal McVey, Cincinnati NL 1877; John Clapp, St. Louis NL, 1877

First catcher to lead a major league in home runs—Buck Ewing, New York NL, 1883

First to catch 100 or more games in a season—Doc Bushong, St. Louis AA, 1886


First to catch 100 or more games and collect 100 or more hits in the same season—Connie Mack, Buffalo PL and Jack O'Connor, Columbus AA, 1890

First to catch 100 or more games in a season for a National League team—Chief Zimmer, Cleveland, 1890

First left-hander to catch 100 or more games in a season—Jack Clements, Philadelphia NL, 1891

First to catch 100 or more games and bat .300 in the same season—Jack O'Connor, Columbus AA, 1890 (.324)

First catcher to lead his team in stolen bases—Mike Kelly, Boston NL, 1888



Billy Nash has the highest career BA of any player who spent at least 10 years in the majors and never hit .300. An excellent case can be made that he and not Frank Selee was the real manager of Boston's great teams in the early '90s. Field captain in any event, Nash lost his job to Hugh Duffy after the 1895 season when the Beaneaters were plagued by internal strife and owner Arthur Soden decided to give Selee a stronger hand in running the team. In November 1895, Nash was traded to Philadelphia straight up for Billy Hamilton. The Phils truly believed they had gotten the better of the deal in that they acquired a new manager along with the best third baseman in the LA, but it proved to be one of the worst trades of the decade. After suffering a rash of minor injuries, Nash was beamed on May 16 by Louisville's Tom Smith. Reports differ as to the severity of his injury—Henry Chadwick called it “a near death blow”—but observers all agreed that he was never the same player. Hamilton meanwhile hit .365 in 1896 and followed by sparking Boston to two straight pennants.

points shy of the nineteenth century National League record for the highest batting average by a switch-hitting batting title qualifier when he rapped .351. Brooklyn also produced a fine rookie in rightfielder Fielder Jones, whose .354 mark was only four points short of the record established the previous year by Chicago's Bill Everett for the highest batting average ever by a National League rookie. Notwithstanding Jones's debut, the Bridegrooms nose-dived to tie with Washington for 9th place and posted their lowest winning percentage (.443) since 1884, their inaugural major league season. Brooklyn's co-tenant in the nation's largest metropolitan area, the New York Giants, also dropped below .500 when Amos Rusie obstinately sat out the entire season after team owner Andrew Freedman fined him \$200 for “indifference” and tried to slash his salary.

Freedman claimed the climate of the times justified his closefisted tactics with Rusie and other Giants stars and could point to the 1896 Temple Cup series as an example. For the second year

in a row, poor crowds turned out in both Cleveland and Baltimore. Lambasted by the press after their previous two embarrassing Temple Cup losses, the Orioles decided to take the postseason proceeding more seriously this time. Hoffer cruised to a 7-1 win over Young in the opener. When Spiders manager Pat Tebeau turned to Bobby Wallace, his fourth-string pitcher, in game two, Hanlon countered with Joe Corbett. The younger brother of heavyweight champ Jim Corbett, the 20-year-old right-hander had been used sparingly during the regular season. Corbett won game two, 7-2, and Hanlon, hoping to spark fan interest, called on him again in game four after Hoffer breezed to another win in the third contest to give the Orioles a commanding 3-0 lead. But only around 1,500 shuffled through the League Park turnstiles on October 8 to watch Corbett and Nig Cuppy duel through six scoreless innings. Baltimore then tallied two runs in the 7th and three more in the 8th to give Corbett a 5-0 verdict and seal the second dull 4-0 sweep in the Temple Cup's brief three-year history. Each winning Oriole got around \$200, while the Spiders took home only \$117 per man. Even in a time of miserably small salaries and low player morale, the meager payoff for playing in raw weather to determine a winner few took seriously seemed hardly worth the effort.

THE SEASONAL RECORD

	G	W	L	Pct	H	R	GB	Attendance
1. Baltimore Orioles	132	90	39	.698	49-16	41-23	—	249,448
2. Cleveland Spiders	135	80	48	.625	43-19	37-29	9.5	152,000
3. Cincinnati Reds	128	77	50	.606	51-15	26-35	12	373,000
4. Boston Beaneaters	132	74	57	.565	42-24	32-33	17	240,000
5. Chicago Colts	132	71	57	.555	42-24	29-33	18.5	317,500
6. Pittsburgh Pirates	131	66	63	.512	35-31	31-32	24	197,000
7. New York Giants	133	64	67	.489	39-26	25-41	27	274,000
8. Philadelphia Phillies	130	62	68	.477	42-27	20-41	28.5	357,025
9. Washington Nationals	133	58	73	.443	38-29	20-44	33	223,000
Brooklyn Bridegrooms	133	58	73	.443	35-28	23-45	33	201,000
11. St. Louis Browns	131	40	90	.308	27-34	13-56	50.5	184,000
12. Louisville Colonels	134	38	93	.290	25-37	13-56	53	133,000

	Bal	Cle	Cin	Bos	Chi	Pit	NY	Phi	Bro	Was	StL	Lou	Tot
Baltimore	—	3	10	5	7	9	9	12	10	6	9	10	90
Cleveland	8	—	5	7	9	4	7	6	9	7	10	8	80
Cincinnati	2	6	—	6	6	5	6	8	7	10	12	9	77
Boston	7	5	5	—	3	7	7	7	7	10	8	8	74
Chicago	4	2	4	9	—	11	5	4	8	6	9	9	71
Pittsburgh	2	8	7	5	1	—	8	6	6	5	8	10	66
New York	3	5	6	5	7	4	—	3	6	8	9	8	64
Philadelphia	0	6	4	5	8	6	8	—	8	4	8	5	62
Washington	2	3	4	5	4	6	6	4	—	8	7	9	58
Brooklyn	6	5	2	2	6	6	4	8	4	—	7	8	58
St. Louis	3	2	0	4	3	3	3	3	5	5	—	9	40
Louisville	2	3	3	4	3	2	4	7	3	4	3	—	38
	39	48	50	57	57	63	67	68	73	73	90	93	778

SEASON LEADERS

Batting Average (350 ABs)

1. Burkett, Cleveland	.410
2. Jennings, Baltimore	.401
3. Delahanty, Philadelphia	.397
4. Keeler, Baltimore	.386
5. Tiernan, New York	.369

Slugging Average

1. Delahanty, Philadelphia	.631
2. Dahlen, Chicago	.553
3. McCreery, Louisville	.546
4. Kelley, Baltimore	.543
5. Burkett, Cleveland	.541

On-Base Percentage

1. Hamilton, Boston	.478
2. Jennings, Baltimore	.4721
3. Delahanty, Philadelphia	.4719
4. Joyce, Wash-New York	.470
5. Kelley, Baltimore	.469

Total Bases

1. Burkett, Cleveland	317
2. Delahanty, Philadelphia	315
3. Kelley, Baltimore	282
4. Van Haltren, New York	272
5. Keeler, Baltimore	270

Home Runs

1. Delahanty, Philadelphia	13
Joyce, Wash-New York	13
3. Thompson, Philadelphia	12
4. Connor, St. Louis	11
5. Dahlen, Chicago	9
F. Clarke, Louisville	9

RBI

1. Delahanty, Philadelphia	126
2. Jennings, Baltimore	121
3. Duffy, Boston	113
4. McKean, Cleveland	112
5. Childs, Cleveland	106
Reitz, Baltimore	106

Hits

1. Burkett, Cleveland	240
2. Keeler, Baltimore	210
3. Jennings, Baltimore	209
4. Delahanty, Philadelphia	198
5. Van Haltren, New York	197

Runs

1. Burkett, Cleveland	160
2. Keeler, Baltimore	153
Hamilton, Boston	153
4. Kelley, Baltimore	148
5. Dahlen, Chicago	137

Bases on Balls

1. Hamilton, Boston	110
2. Joyce, Wash-New York	101
3. Childs, Cleveland	100
4. Kelley, Baltimore	91
5. Tiernan, New York	77

Stolen Bases

1. Kelley, Baltimore	87
2. Lange, Chicago	84
3. Hamilton, Boston	83
4. Dusty Miller, Cincinnati	76
5. Doyle, Baltimore	73

Strikeouts

1. McCreery, Louisville	58
2. Clingman, Louisville	51
3. Lush, Washington	49
T. Brown, Washington	49
5. M. Cross, St. Louis	48
Zimmer, Cleveland	48

Hit By Pitch

1. Jennings, Baltimore	51
2. Joyce, Wash-New York	22
3. J. Sullivan, Phila-StL	20
4. Brodie, Baltimore	18
5. Beckley, Pitts-New York	15

Sacrifice Hits

1. Hoy, Cincinnati	33
2. Ely, Pittsburgh	28
3. Dahlen, Chicago	27
4. Tenney, Boston	21
5. Donnelly, Baltimore	20
Duffy, Boston	20

OPS

1. Delahanty, Philadelphia	1.103
2. Kelley, Baltimore	1.013
3. Burkett, Cleveland	1.002
4. Dahlen, Chicago	.990
5. Joyce, Wash-New York	.988

PITCHING**Wins**

1. Nichols, Boston	30
Killen, Pittsburgh	30
3. Young, Cleveland	28
4. Meekin, New York	26
5. Three with	25

Losses

1. Hart, St. Louis	29
2. Hill, Louisville	28
3. Fraser, Louisville	27
4. Breitenstein, St. Louis	26
5. D. Clarke, New York	24
Donahue, St. Louis	24

Innings

1. Killen, Pittsburgh	432.1
2. Young, Cleveland	414.1
3. Hawley, Pittsburgh	378
4. Nichols, Boston	372.1
5. Mercer, Washington	366.1

Complete Games

1. Killen, Pittsburgh	44
2. Young, Cleveland	42
3. Mercer, Washington	38
4. Four with	37

Strikeouts

1. Young, Cleveland	140
2. Hawley, Pittsburgh	137
3. Killen, Pittsburgh	134
4. Breitenstein, St. Louis	114
5. Meekin, New York	110

Winning Percentage (25 decisions)

1. Hoffer, Baltimore	.781
2. Dwyer, Cincinnati	.686
3. Nichols, Boston	.682
4. Griffith, Chicago	.676
5. Wilson, Cleveland	.653

ERA (140 innings)

1. Rhines, Cincinnati	2.45
2. Nichols, Boston	2.83
3. Cuppy, Cleveland	3.12
4. Dwyer, Cincinnati	3.15
5. Young, Cleveland	3.24

Lowest OOBP

1. Rhines, Cincinnati	.311
2. Cuppy, Cleveland	.314
3. Young, Cleveland	.317
Nichols, Boston	.317
5. Esper, Baltimore	.319

Lowest OBA

1. Rhines, Cincinnati	.238
2. Hawley, Pittsburgh	.261
M. Sullivan, New York	.261
4. Friend, Chicago	.264
Hoffer, Baltimore	.264

FIELDING**Putouts**

1B	
Tebeau, Cleveland	1340
Cartwright, Washington	1276
Connor, St. Louis	1217

Assists

Connor, St. Louis	94
Tebeau, Cleveland	75
Tucker, Boston	72

Fielding Average

Connor, St. Louis	.988
LaChance, Brooklyn	.986
Tebeau, Cleveland	.9854

2B

Childs, Cleveland	375	Childs, Cleveland	487
Gleason, New York	329	Gleason, New York	397
Hallman, Philadelphia	304	J. O'Brien, Louis-Washington	375

McPhee, Cincinnati	.978
Reitz, Baltimore	.952
Hallman, Philadelphia	.945

3B

C. Irwin, Cincinnati	200	Clingman, Louisville	281
Clingman, Louisville	188	C. Irwin, Cincinnati	262
Lyons, Pittsburgh	165	Shindle, Brooklyn	251

C. Irwin, Cincinnati	.931
Clingman, Louisville	.925
McGarr, Cleveland	.924

THE ANNUAL RECORD

Putouts		Assists		Fielding Average	
SS					
Jennings, Baltimore	377	Demontreville, Washington	479	Jennings, Baltimore	.928
Corcoran, Brooklyn	323	Corcoran, Brooklyn	477	G. Smith, Cincinnati	.9261
Long, Boston	311	Jennings, Baltimore	476	Corcoran, Brooklyn	.9259
RF					
Thompson, Philadelphia	231	Thompson, Philadelphia	28	Thompson, Philadelphia	.974
Keeler, Brooklyn	227	Donovan, Pittsburgh	24	Tiernan, New York	.970
Donovan, Pittsburgh	224	Dusty Miller, Cincinnati	21	Keeler, Baltimore	.969
		Jimmy Ryan, Chicago	21		
CF					
Brodie, Baltimore	320	Van Haltren, New York	25	Brodie, Baltimore	.972
Griffin, Brooklyn	316	Brodie, Baltimore	22	Griffin, Brooklyn	.961
Lange, Chicago	313	McAleer, Cleveland	18	McAleer, Cleveland	.958
		Lange, Chicago	18		
LF					
Selbach, Washington	303	McCarthy, Brooklyn	20	Kelley, Baltimore	.958
E. Smith, Pittsburgh	302	Kelley, Baltimore	20	Duffy, Boston	.957
Burke, Cincinnati	290	Three with	18	Delahanty, Philadelphia	.952
C					
McGuire, Washington	349	E. McFarland, St. Louis	117	Zimmer, Cleveland	.972
Zimmer, Cleveland	338	McGuire, Washington	87	Peitz, Cincinnati	.968
Sugden, Pittsburgh	284	Grim, Brooklyn	82	Kittridge, Chicago	.962
P					
Fraser, Louisville	39	Young, Cleveland	145	Nichols, Boston	1.000
Mercer, Washington	36	Killen, Pittsburgh	115	Daub, Brooklyn	.976
Breitenstein, St. Louis	34	Hawley, Pittsburgh	108	Terry, Chicago	.9683
Double Plays		Errors		TC/Game	
1B					
Tebeau, Cleveland	88	Doyle, Baltimore	32	Tebeau, Cleveland	11.8
Doyle, Baltimore	85	Cartwright, Washington	30	LaChance, Brooklyn	11.3
Cartwright, Washington	76	Tebeau, Cleveland	21	Tucker, Boston	10.7
2B					
Childs, Cleveland	73	Childs, Cleveland	53	Childs, Cleveland	6.9
Hallman, Philadelphia	62	Gleason, New York	46	Pfeffer, New York-Chicago	6.01
McPhee, Cincinnati	56	J. O'Brien, Louis-Washington	44	Gleason, New York	5.95
3B					
C. Irwin, Cincinnati	28	B. Myers, St. Louis	62	Clingman, Louisville	4.2
Clingman, Louisville	21	Donnelly, Baltimore	47	C. Irwin, Cincinnati	3.91
McGarr, Cleveland	20	Everett, Chicago	44	Joyce, Wash-New York	3.87
Shindle, Brooklyn	20	Lyons, Pittsburgh	44		
SS					
Jennings, Baltimore	70	Demontreville, Washington	97	Jennings, Baltimore	7.1
Corcoran, Brooklyn	69	M. Cross, St. Louis	84	Long, Boston	6.74
Dahlen, Chicago	66	Long, Boston	83	Dahlen, Chicago	6.90
RF					
Thompson, Philadelphia	11	Dusty Miller, Cincinnati	24	Thompson, Philadelphia	2.2
Donovan, Pittsburgh	8	Jimmy Ryan, Chicago	22	Blake, Cleveland	2.1
Dusty Miller, Cincinnati	7	Lush, Washington	21	Keeler, Baltimore	2.02
CF					
T. Parrott, Cincinnati	7	Lange, Chicago	24	Lange, Chicago	2.9
Brodie, Baltimore	6	Stenzel, Pittsburgh	22	T. Parrott, St. Louis	2.84
McAleer, Cleveland	5	T. Brown, Washington	21	Hoy, Cincinnati	2.79
Stenzel, Pittsburgh	5				

Double Plays		Errors		TC/Game	
LF					
E. Smith, Pittsburgh	6	F. Clarke, Louisville	30	Delahanty, Philadelphia	3.0
McCarthy, Brooklyn	6	Burkett, Cleveland	23	E. Smith, Pittsburgh	2.74
Burkett, Cleveland	4	Burke, Cincinnati	21	Burke, Cincinnati	2.66
Delahanty, Philadelphia	4				
C					
McGuire, Washington	14	McGuire, Washington	30	Sugden, Pittsburgh	5.3
Kittridge, Chicago	12	Dexter, Louisville	26	E. McFarland, St. Louis	5.1
Sugden, Pittsburgh	12	Bergen, Boston	24	Kittridge, Chicago	5.0
Grady, Philadelphia	12				

Leaders in Passed Balls: Bergen, Boston (27); P. Wilson, New York (23); Zimmer, Cleveland (22)

P					
Hoffer, Baltimore	6	Fraser, Louisville	25	Fraser, Louisville	3.7
Fraser, Louisville	5	Mercer, Washington	21	Z. Wilson, Cleveland	3.5
Dwyer, Cincinnati	5	Hill, Louisville	13	Young, Cleveland	3.2
Hill, Louisville	5				

BALTIMORE

Ned Hanlon

Union Park

	G	AB	H	R	2B	3B	HR	RBI	BB	SB	SO	HBP	SH	BA	SA	OBP
RF Willie Keeler	127	544	210	153	22	13	4	82	37	67	9	7	13	.386	.496	.432
SS Hughie Jennings	130	521	209	125	27	9	0	121	19	70	11	51	11	.401	.488	.472
LF Joe Kelley	131	519	189	148	31	19	8	100	91	87	19	25	5	.364	.543	.469
CF Steve Brodie	132	516	153	98	19	11	2	87	36	25	17	18	3	.297	.388	.363
1B Jack Doyle	118	487	165	119	29	4	1	101	42	73	15	8	9	.339	.421	.400
2B Heinie Reitz	120	464	133	76	15	6	4	106	49	28	32	2	12	.287	.371	.357
3B Jim Donnelly	106	396	130	70	14	10	0	71	34	38	11	4	20	.328	.414	.387
C Boileryard Clarke	80	300	89	48	14	7	2	71	14	7	12	8	8	.297	.410	.345
C Wilbert Robinson	67	245	85	43	9	6	2	38	14	9	13	1	4	.347	.457	.385
P Bill Hoffer	35	125	38	23	7	4	0	15	12	8	12	3	3	.304	.424	.379
P George Hemming	30	97	25	16	6	5	0	11	4	4	7	1	2	.258	.423	.294
Sub Joe Quinn	24	82	27	22	1	1	0	5	6	6	1	0	1	.329	.366	.375
P Arlie Pond	28	81	19	10	2	0	0	8	8	1	10	0	5	.235	.259	.303
Sub John McGraw	23	77	25	20	2	2	0	14	11	13	4	2	0	.325	.403	.422
P Sadie McMahan	22	73	9	6	2	0	0	4	1	1	5	1	0	.123	.151	.147
P Duke Esper	20	66	13	7	3	1	0	5	1	0	8	0	1	.197	.273	.209
Sub Bill Keister	15	58	14	8	3	0	0	5	3	4	5	2	0	.241	.293	.302
P Joe Corbett	9	22	6	0	1	1	0	3	0	0	4	0	0	.273	.409	.273
P Dad Clarkson	7	18	5	4	0	0	0	2	2	0	3	0	1	.278	.278	.350
Sub Mike Bowerman	4	16	2	0	0	0	0	4	1	0	0	0	0	.125	.125	.176
P Jerry Nops (2)	3	9	1	1	0	0	0	1	1	0	2	0	0	.111	.111	.200
P Otis Stocksedale	2	3	1	1	0	1	0	0	0	0	1	0	0	.333	1.000	.333
	132	4719	1548	995	207	100	23	854	386	441	201	120	98	.328	.429	.393

1B—Doyle 118, Clarke 14, Hemming 1, Bowerman 1, McGraw 1
 2B—Reitz 118, Quinn 8, Keister 8, Doyle 1
 SS—Jennings 130, Reitz 3, Quinn 1
 3B—Donnelly 106, McGraw 18, Keister 6, Quinn 5, Corbett 1
 OF—Brodie 132, Kelley 130, Keeler 127, Quinn 8, Hemming 2
 C—Robinson 67, Clarke 67, Bowerman 3
 P—Hoffer 35, Pond 28, Hemming 25, McMahan 22, Esper 20, Corbett 8, Clarkson 7, Nops 3, Stocksedale 1

THE ANNUAL RECORD

	Pos	G	TC	PO	A	DP	E	PB	FA
Brodie	CF	132	352	320	22	6	10	—	.972
Jennings	SS	130	919	377	476	70	66	—	.928
Kelley	LF	130	313	280	20	3	13	—	.958
Keeler	RF	126	255	227	20	6	8	—	.969
Doyle	1B	118	1247	1173	42	85	32	—	.974
Reitz	2B	118	621	256	335	54	30	—	.952
Donnelly	3B	106	404	140	217	15	47	—	.884
Robinson	C	67	325	260	48	17	5	13	.948
Clarke	C	67	270	203	53	5	14	14	.948
"	1B	14	123	116	2	11	5		.959
Hoffer	P	35	107	15	83	6	9	—	.916
Pond	P	28	54	3	46	0	5	—	.907
Hemming	P	25	51	11	37	2	3	—	.941
McMahon	P	22	56	3	48	1	5	—	.911
Esper	P	20	37	4	32	0	1	—	.973
McGraw	3B	18	72	22	38	4	12	—	.833
		132	5415	3500	1619	114	296	33	.945

	G	IP	H	GS	CG	W	L	SO	BB	Sh	Sv	ERA	HB	WP	HR
Bill Hoffer	35	309	317	35	32	25	7	93	95	3	0	3.38	12	7	1
Arlie Pond	28	214.1	232	26	21	16	8	80	57	2	0	3.49	6	6	4
George Hemming	25	202	233	21	20	15	6	33	54	3	0	4.19	3	2	9
Sadie McMahon	22	175.2	195	22	19	11	9	33	55	0	0	3.48	3	6	4
Duke Esper	20	155.2	168	18	14	14	5	19	39	1	0	3.58	2	1	3
Dad Clarkson	7	47	72	4	3	4	2	7	18	0	0	4.98	2	2	1
Joe Corbett	8	41	31	3	3	3	0	28	17	0	1	2.20	5	1	0
Jerry Nops (2)	3	22	29	3	3	2	1	8	2	0	0	6.14	0	0	0
Otis Stacksdale	1	1.2	4	0	0	0	1	1	2	0	0	16.20	1	0	0
		1168.1	1281	132	115	90	39	302	339	9	1	3.67	34	25	22

CLEVELAND

Pat Tebeau

League Park I

	G	AB	H	R	2B	3B	HR	RBI	BB	SB	SO	HBP	SH	BA	SA	OBP
LF Jesse Burkett	133	586	240	160	27	16	6	72	49	34	19	7	5	.410	.541	.461
SS Ed McKean	133	571	193	100	29	12	7	112	45	13	9	2	12	.338	.468	.388
1B Pat Tebeau	132	543	146	56	22	6	2	94	21	20	22	3	14	.269	.343	.300
2B Cupid Childs	132	498	177	106	24	9	1	106	100	25	18	4	13	.355	.446	.467
CF Jimmy McAleer	116	455	131	70	16	4	1	54	47	24	32	5	18	.288	.347	.361
3B Chippy McGarr	113	455	122	68	16	4	1	53	22	16	30	0	9	.268	.327	.302
RF Harry Blake	104	383	92	66	12	5	1	43	46	10	30	0	9	.240	.305	.322
C Chief Zimmer	91	336	93	46	18	3	3	46	31	4	48	9	5	.277	.375	.354
Sub Jack O'Connor	68	256	76	41	11	1	1	43	15	15	12	3	7	.297	.359	.343
P Cy Young	53	180	52	31	11	3	3	28	4	1	15	0	2	.289	.433	.304
P Bobby Wallace	45	149	35	19	6	3	1	17	11	2	21	0	4	.235	.336	.287
P Nig Cuppy	47	141	38	29	5	2	1	20	20	1	21	1	4	.270	.355	.364
P Zeke Wilson	33	100	27	18	3	2	0	13	5	1	18	1	2	.270	.340	.311
Sub John Shearon	16	64	11	6	0	1	0	3	4	3	6	0	0	.172	.203	.221
Sub Tom Delahanty (1)	16	56	13	11	4	0	0	4	8	4	4	1	1	.232	.304	.338
Sub Tom O'Meara	12	33	5	5	0	0	0	0	5	0	7	0	0	.152	.152	.263
Sub Sport McAllister	8	27	6	2	2	0	0	1	0	1	2	1	1	.222	.296	.250
P Dale Gear	4	15	6	5	1	1	0	3	1	0	1	0	0	.400	.600	.438
Sub Lou Criger	2	5	0	0	0	0	0	0	1	1	0	0	0	.000	.000	.167
P Icebox Chamberlain	2	3	0	1	0	0	0	0	1	0	1	0	0	.000	.000	.250
		135	4856	1463	840	207	72	712	436	175	316	37	106	.301	.391	.363

1B—Tebeau 122, O'Connor 17, Young 3, Wallace 1, Gear 1, O'Meara 1
 2B—Childs 132, Tebeau 5
 SS—McKean 133, Tebeau 1, Blake 1
 3B—McGarr 113, Delahanty 16, Tebeau 7, Zimmer 1
 OF—Burkett 133, McAleer 116, Blake 103, Wallace 23, Shearon 16, O'Connor 12, McAllister 4, Cuppy 1
 C—Zimmer 91, O'Connor 37, O'Meara 9, McAllister 2, Criger 1, McGarr 1
 P—Young 51, Cuppy 46, Wilson 33, Wallace 22, Gear 3, Chamberlain 2, McAllister 1, Tebeau 1

	Pos	G	TC	PO	A	DP	E	PB	FA
McKean	SS	133	671	214	400	57	57	—	.915
Burkett	LF	133	310	269	18	1	23	—	.926
Childs	2B	132	915	375	487	73	53	—	.942
Tebeau	1B	122	1436	1340	75	88	21	—	.985
McAleer	CF	116	309	278	18	5	13	—	.958
McGarr	3B	113	380	123	228	20	29	0	.924
Blake	RF	103	213	184	17	5	12	—	.944
Zimmer	C	91	431	338	81	9	12	28	.972
Young	P	51	165	8	145	3	12	—	.927
Cuppy	P	46	124	14	106	3	4	—	.968
O'Connor	C	37	145	109	31	3	5	6	.966
"	1B	17	129	120	8	10	1		.992
"	RF@	12	15	13	1	0	1		.933
Wilson	P	33	116	23	85	3	8	—	.931
Wallace	RF@	23	40	35	3	0	2	—	.950
"	P	22	42	7	32	4	3		.929
Delahanty	3B	16	62	17	34	1	11	—	.823
Shearon	RF	16	22	18	0	0	4	—	.818
		135	5684	3581	1816	117	288	28	.949

	G	IP	H	GS	CG	W	L	SO	BB	Sh	Sv	ERA	HB	WP	HR
Cy Young	51	414.1	477	46	42	28	15	140	62	5	3	3.24	11	10	7
Nig Cuppy	46	358	388	40	35	25	14	86	75	1	1	3.12	7	5	8
Zeke Wilson	33	240	265	29	20	17	9	56	81	1	1	4.01	8	5	9
Bobby Wallace	22	145.1	167	16	13	10	7	46	49	2	0	3.34	4	3	2
Dale Gear	3	23	35	2	2	0	2	6	6	0	0	5.48	2	0	1
Icebox Chamberlain	2	11	21	2	1	0	1	2	5	0	0	7.36	1	0	0
Sport McAllister	1	4	9	0	0	0	0	0	2	0	0	6.75	0	1	0
Pat Tebeau	1	0	1	0	0	0	0	0	0	0	0	—	0	0	0
		1195.2	1363	135	113	80	48	336	280	9	5	3.46	33	24	27

CINCINNATI

Buck Ewing
 League Park II

	G	AB	H	R	2B	3B	HR	RBI	BB	SB	SO	HBP	SH	BA	SA	OBP
LF Eddie Burke	122	521	177	120	24	9	1	52	41	53	29	4	9	.340	.426	.392
RF Dusty Miller	125	504	162	91	38	12	4	93	33	76	30	4	18	.321	.468	.368
3B Charlie Irwin	127	476	141	77	16	6	1	67	26	31	17	4	10	.296	.361	.338
SS Germany Smith	120	456	131	65	21	9	3	71	28	22	22	1	7	.287	.393	.330
CF Dummy Hoy	121	443	132	120	23	7	4	57	65	50	13	13	33	.298	.409	.403
2B Bid McPhee	117	433	132	81	18	7	1	87	51	48	18	10	8	.305	.386	.391
UT Farmer Vaughn	114	433	127	71	20	9	2	66	16	7	7	1	7	.293	.395	.320
1B Buck Ewing	69	263	73	41	14	4	1	38	29	41	13	0	4	.278	.373	.349
C Heinie Peitz	68	211	63	33	12	5	2	34	30	7	15	0	6	.299	.431	.386
Sub Bill Gray	46	121	25	15	2	1	0	17	19	6	11	0	6	.207	.240	.314
P Frank Dwyer	36	110	29	17	4	4	0	15	11	3	15	1	3	.264	.373	.336
P Red Ehret	34	102	20	10	2	0	1	20	10	2	12	0	5	.196	.245	.268

THE ANNUAL RECORD

	G	AB	H	R	2B	3B	HR	RBI	BB	SB	SO	HBP	SH	BA	SA	OBP
Sub Bug Holliday	29	84	27	17	4	0	0	8	9	1	4	1	1	.321	.369	.394
P Frank Foreman	27	74	18	9	2	0	0	8	4	2	7	0	5	.243	.270	.282
P Chauncey Fisher	27	57	14	10	3	0	0	9	6	1	5	0	4	.246	.298	.317
P Billy Rhines	19	52	10	4	1	0	0	6	2	0	7	1	1	.192	.212	.236
P Brownie Foreman (2)	4	10	2	0	0	0	0	0	1	0	1	0	0	.200	.200	.273
P Bert Inks (2)	3	7	0	1	0	0	0	0	1	0	0	1	0	.000	.000	.222
P Hank Gastright	1	2	0	0	0	0	0	0	0	0	0	0	0	.000	.000	.000
P Wiley Davis	2	1	0	1	0	0	0	0	0	0	0	1	0	.000	.000	.500
	128	4360	1283	783	204	73	20	648	382	350	226	42	127	.294	.388	.357

1B—Ewing 69, Vaughn 57, Holliday 5, Gray 2, Ehret 1
 2B—McPhee 117, Gray 12
 SS—Smith 120, Gray 8, Holliday 1
 3B—Irwin 127, Gray 1
 OF—Miller 125, Burke 122, Hoy 120, Holliday 16, Gray 3
 C—Peitz 67, Vaughn 57, Gray 11
 P—Dwyer 36, Ehret 34, F. Foreman 27, Fisher 27, Rhines 19, B. Foreman 4, Inks 3, Davis 2, Gastright 1, Holliday 1

	Pos	G	TC	PO	A	DP	E	PB	FA
Irwin	3B	127	496	200	262	28	34	—	.931
Miller	RF	125	244	199	21	7	24	—	.902
Burke	LF	122	324	290	13	3	21	—	.935
Smith	SS	120	663	207	407	47	49	—	.926
Hoy	CF	120	335	303	14	3	18	—	.946
McPhee	2B	117	669	297	357	56	15	—	.978
Ewing	1B	69	733	669	49	41	15	—	.980
Peitz	C	67	251	201	42	6	8	12	.968
Vaughn	1B	57	611	572	29	35	10	—	.984
"	C	57	232	168	53	6	11	4	.953
Dwyer	P	36	82	24	52	5	6	—	.927
Ehret	P	34	91	15	69	3	7	—	.923
Foreman	P	27	57	8	45	2	4	—	.930
Fisher	P	27	51	10	37	2	4	—	.922
Rhines	P	19	46	8	35	2	3	—	.935
Holliday	CF@	16	40	36	1	0	3	—	.925
Grey	2B	12	82	25	51	6	6	—	.927
"	C	11	38	26	9	1	3	3	.921
		128	5156	3320	1584	107	252	19	.951

	G	IP	H	GS	CG	W	L	SO	BB	Sh	Sv	ERA	HB	WP	HR
Frank Dwyer	36	288.2	321	34	30	24	11	57	60	3	1	3.15	11	13	8
Red Ehret	34	276.2	298	33	29	18	14	60	74	2	0	3.42	9	4	5
Frank Foreman	27	185.2	214	22	17	14	7	33	62	0	1	3.97	8	4	1
Chauncey Fisher	27	159.2	199	15	13	10	7	25	36	2	2	4.45	5	2	9
Billy Rhines	19	143	128	17	11	8	6	32	48	3	0	2.45	9	7	1
Brownie Foreman (2)	4	23	29	4	3	1	3	9	16	1	0	11.35	2	1	3
Bert Inks (2)	3	20	21	3	2	1	1	2	9	0	0	4.50	1	0	0
Hank Gastright	1	6	8	0	0	0	0	0	1	0	0	4.50	0	1	0
Wiley Davis	2	4.1	8	0	0	1	1	1	2	0	0	8.31	0	0	0
Bug Holliday	1	1	4	0	0	0	0	0	2	0	0	0.00	1	1	0

* One combined shutout on May 24: Rhines 3 innings, F. Foreman 6 innings

	1108	1240	128	105	77	50	219	310	12	4	3.67	46	33	27
--	------	------	-----	-----	----	----	-----	-----	----	---	------	----	----	----

BOSTON

Frank Selee

South End Grounds II

	G	AB	H	R	2B	3B	HR	RBI	BB	SB	SO	HBP	SH	BA	SA	OBP
LF Hugh Duffy	131	527	158	97	16	8	5	113	52	39	19	2	20	.300	.389	.365
CF Billy Hamilton	131	524	192	153	24	10	3	55	110	83	29	2	6	.366	.468	.478
SS Herman Long	120	501	172	105	26	8	6	100	26	38	16	5	12	.343	.463	.382
1B Tommy Tucker	122	474	144	74	27	5	2	72	30	6	29	14	8	.304	.395	.363
UT Fred Tenney	88	348	117	64	14	3	2	49	36	18	12	1	21	.336	.411	.400
RF Jimmy Bannon	89	344	87	53	9	5	0	50	32	16	23	1	8	.253	.308	.318
2B Bobby Lowe	73	306	98	59	11	4	2	48	20	15	12	4	6	.320	.402	.370
3B Jimmy Collins	84	304	90	48	10	9	1	46	30	14	12	8	8	.296	.398	.374
C Marty Bergen	65	245	66	39	6	4	4	37	11	6	22	3	4	.269	.376	.309
P Jack Stivetts	67	222	77	43	9	6	3	49	12	4	10	1	4	.347	.482	.383
Sub Joe Harrington	54	199	40	26	5	3	1	25	19	2	17	1	3	.201	.271	.274
C Charlie Ganzel	75	179	47	28	2	0	1	18	9	2	5	2	5	.263	.291	.305
Sub Dan McGann	43	171	55	25	6	7	2	30	12	2	10	5	0	.322	.474	.383
P Kid Nichols	51	147	28	27	3	3	1	24	12	2	18	1	9	.190	.272	.256
P Jim Sullivan	31	88	19	9	3	0	1	9	2	0	21	1	2	.216	.284	.242
P Fred Klobedanz	11	41	13	4	1	0	2	8	0	0	11	0	0	.317	.488	.317
Sub Jack Ryan	8	32	3	2	1	0	0	0	0	0	1	0	0	.094	.125	.094
P Willard Mains	10	22	6	2	1	0	0	4	0	0	2	0	0	.273	.318	.273
P Ted Lewis	6	18	2	1	1	0	0	2	0	0	1	0	0	.111	.167	.111
P Harry Dolan	6	14	2	4	0	0	0	0	0	0	1	0	0	.143	.143	.143
P Bill Yerrick	4	11	3	0	0	0	0	0	1	0	3	0	0	.273	.273	.273
Sub George Yeager	2	5	1	1	0	0	0	0	0	0	1	0	0	.200	.200	.200
<hr/>																
	132	4723	1421	865	175	75	36	741	414	243	275	51	118	.301	.393	.364

1B—Tucker 122, Stivetts 5, Ganzel 3, Yeager 2, Bergen 1
 2B—Lowe 73, McGann 43, Duffy 9, Bannon 6, Harrington 1
 SS—Long 120, Bannon 5, Collins 4, Harrington 4, Duffy 2, Ganzel 2
 3B—Collins 80, Harrington 49, Bannon 3, Stivetts 1
 OF—Hamilton 131, Duffy 126, Bannon 76, Tenney 60, Stivetts 12, Nichols 2
 C—Bergen 63, Ganzel 41, Tenney 27, Ryan 8
 P—Nichols 49, Stivetts 42, Sullivan 31, Klobedanz 10, Mains 8, Lewis 6, Dolan 6, Yerrick 4

	Pos	G	TC	PO	A	DP	E	PB	FA
Hamilton	CF	131	304	276	8	2	20	—	.934
Duffy	LF	126	277	250	15	2	12	—	.957
Tucker	1B	122	1306	1214	72	72	20	—	.985
Long	SS	120	809	311	415	52	83	—	.897
Collins	3B	80	375	134	207	16	34	—	.909
Bannon	RF	76	161	132	13	2	16	—	.901
Lowe	2B	73	490	193	280	31	17	—	.965
Bergen	C	63	301	207	27	6	24	27	.920
Tenney	RF@	60	94	81	9	1	4	—	.957
"	C	27	143	102	31	3	10	6	.930
Harrington	3B	49	193	56	102	7	35	—	.819
Nichols	P	49	111	19	92	3	0	—	1.000
McGann	2B	43	220	88	111	10	21	—	.905
Stivetts	P	42	92	30	57	3	5	—	.946
"	LF@	12	24	19	1	0	4	—	.833
Ganzel	C	41	188	139	47	4	2	8	.989
Sullivan	P	31	55	7	43	2	5	—	.909
Klobedanz	P	10	20	3	15	1	2	—	.900
<hr/>									
		132	5566	3463	1735	94	368	41	.934

THE ANNUAL RECORD

	G	IP	H	GS	CG	W	L	SO	BB	Sh	Sv	ERA	HB	WP	HR
Kid Nichols	49	372.1	387	43	37	30	14	102	101	3	1	2.83	7	13	13
Jack Stivetts	42	329	353	36	31	22	14	71	99	2	0	4.10	7	5	19
Jim Sullivan	31	225.1	268	26	21	11	12	33	68	1	1	4.03	6	2	14
Fred Klobedanz	10	80.2	69	9	9	6	4	26	31	0	0	3.01	7	2	5
Willard Mains	8	42.2	43	5	3	3	2	13	31	0	1	5.48	2	3	1
Ted Lewis	6	41.2	37	5	4	1	4	12	27	0	0	3.24	0	6	2
Harry Dolan	6	41	55	5	3	1	4	14	27	0	0	4.83	3	4	1
Bill Yerrick	4	23	42	3	2	0	3	6	13	0	0	10.57	2	0	2
	1155.2	1254	132	110	74	57	277	397	6	3	3.78	34	35	57	

CHICAGO

Cap Anson
West Side Park II

	G	AB	H	R	2B	3B	HR	RBI	BB	SB	SO	HBP	SH	BA	SA	OBP
3B Bill Everett	132	575	184	130	16	3	2	46	41	46	43	2	7	.320	.403	.367
RF Jimmy Ryan	128	489	149	83	24	10	3	86	46	29	16	4	10	.305	.413	.369
SS Bill Dahlen	125	474	167	137	30	19	9	74	64	51	36	8	27	.352	.553	.438
CF Bill Lange	122	469	153	114	21	16	4	92	65	84	24	5	6	.326	.465	.414
LF George Decker	107	421	118	68	23	11	5	61	23	20	14	0	8	.280	.423	.318
1B Cap Anson	108	402	133	72	18	2	2	90	49	24	10	3	5	.331	.400	.407
2B Fred Pfeffer (2)	94	360	88	45	16	7	2	52	23	22	20	2	3	.244	.344	.294
C Mal Kittridge	65	215	48	17	4	1	1	19	14	6	14	1	5	.223	.265	.274
C Tim Donahue	57	188	41	27	10	1	0	20	11	11	15	4	4	.218	.282	.276
Sub Barry McCormick	45	168	37	22	3	1	1	23	14	9	30	0	3	.220	.268	.280
P Clark Griffith	38	135	36	22	5	2	1	16	9	3	7	0	2	.267	.356	.313
P Danny Friend	37	126	30	12	3	3	1	10	3	2	5	0	4	.238	.333	.256
Sub Harry Truby (1)	29	109	28	13	2	2	2	31	6	4	5	3	0	.257	.367	.314
Sub Dibby Flynn	29	106	27	15	1	2	0	4	11	12	9	2	3	.255	.302	.336
P Bill Terry	30	99	26	14	4	2	0	15	8	4	12	1	3	.263	.343	.324
P Buttons Briggs	26	78	10	5	0	2	0	6	7	0	14	0	0	.128	.179	.200
Sub Josh Reilly	9	42	9	6	1	0	0	2	1	2	1	0	0	.214	.238	.233
P Doc Parker	10	36	10	4	0	1	0	4	1	0	5	0	0	.278	.333	.297
Sub Algie McBride	9	29	7	2	1	1	1	7	7	0	3	0	0	.241	.448	.389
Sub Con Daily	9	27	2	1	0	0	0	1	1	1	2	0	1	.074	.074	.107
P Walter Thornton	9	22	8	6	0	1	0	1	5	2	2	0	0	.364	.455	.481
P Monte McFarland	4	12	0	0	0	0	0	0	0	0	3	0	1	.000	.000	.000
	132	4582	1311	815	182	97	34	660	409	332	290	35	92	.286	.390	.349

1B—Anson 98, Decker 36

2B—Pfeffer 94, Truby 28, Reilly 8, McCormick 3

SS—Dahlen 125, McCormick 6, Reilly 1

3B—Everett 97, McCormick 35

OF—Ryan 128, Lange 121, Decker 71, Everett 35, Flynn 29, McBride 9, Thornton 3, Friend 1, McCormick 1, Parker 1, Briggs 1

C—Kittridge 64, Donahue 57, Anson 10, Daily 9, Decker 1, Lange 1

P—Griffith 36, Friend 36, Terry 30, Briggs 26, Parker 9, Thornton 5, McFarland 4, Kittridge 1

	Pos	G	TC	PO	A	DP	E	PB	FA
Ryan	RF	128	250	207	21	4	22	—	.912
Dahlen	SS	125	837	310	456	66	71	—	.915
Lange	CF	121	355	313	18	3	24	1	.932
Anson	1B	98	950	880	54	67	16		.983
"	C	10	33	21	8	0	4	6	.879

	Pos	G	TC	PO	A	DP	E	PB	FA
Everett	3B	97	372	148	180	10	44	—	.882
"	LF@	35	78	65	4	0	9		.885
Pfeffer	2B	94	564	227	307	43	30	—	.947
Decker	LF	71	152	131	10	0	11	0	.928
"	1B	36	376	351	19	25	6		.984
Kittridge	C	64	319	251	56	12	12	7	.962
Donahue	C	57	315	235	60	7	20	11	.937
Griffith	P	36	108	20	79	3	9	—	.917
Friend	P	36	87	18	59	3	10	—	.885
McCormick	3B	35	127	34	72	5	21	—	.835
Terry	P	30	63	18	43	0	2	—	.968
Flynn	CF@	29	82	66	6	3	10	—	.878
Truby	2B	28	169	76	82	17	11	—	.935
Briggs	P	26	39	6	29	0	4	—	.897
		132	5506	3478	1662	115	367	31	.933

	G	IP	H	GS	CG	W	L	SO	BB	Sh	Sv	ERA	HB	WP	HR
Clark Griffith	36	317.2	370	35	35	23	11	81	70	0	0	3.55	12	1	3
Danny Friend	36	290.2	298	333	28	18	14	86	139	1	0	4.74	39	9	11
Bill Terry	30	235.2	273	28	25	15	14	75	88	1	0	4.43	10	6	6
Buttons Briggs	26	194	202	21	19	12	8	84	108	0	1	4.31	15	6	6
Doc Parker	9	73	100	7	7	1	5	15	27	0	0	6.16	3	5	3
Monte McFarland	4	25	32	3	2	0	4	3	21	0	0	7.20	2	1	0
Walter Thornton	5	23.2	30	5	2	2	1	10	13	0	0	5.70	0	0	1
Mal Kittridge	1	1.2	2	0	0	0	0	0	1	0	0	5.40	0	0	0
	1161.1	1307	132	118	71	57	354	467	2	1	4.44	81	28	30	

PITTSBURGH

Connie Mack
Exposition Park II

	G	AB	H	R	2B	3B	HR	RBI	BB	SB	SO	HBP	SH	BA	SA	OBP
RF Patsy Donovan	131	573	183	113	20	5	3	59	35	48	18	11	5	.319	.387	.370
SS Bones Ely	128	537	153	85	15	9	3	77	33	18	33	0	28	.285	.363	.326
LF Elmer Smith	122	484	175	121	21	14	6	94	74	33	18	8	6	.362	.500	.454
CF Jake Stenzel	114	479	173	104	26	14	2	82	32	57	13	8	6	.361	.486	.410
3B Denny Lyons	118	436	134	77	25	6	4	71	67	13	25	5	11	.307	.420	.406
C Joe Sugden	80	301	89	42	5	7	0	36	19	5	9	5	13	.296	.359	.348
C Bill Merritt	77	282	82	26	8	2	1	42	18	3	10	1	10	.291	.344	.336
2B Lou Bierbauer	59	258	74	33	10	6	0	39	5	7	7	0	2	.287	.372	.300
2B Dick Padden	61	219	53	33	4	8	2	24	14	8	9	2	4	.242	.361	.294
1B Jake Beckley (1)	59	217	55	44	7	5	3	32	22	8	28	10	9	.253	.373	.349
P Frank Killen	55	173	40	29	4	5	2	25	26	1	31	2	3	.231	.347	.338
Sub Harry Davis (2)	44	168	32	24	5	6	0	23	13	9	21	2	4	.190	.292	.257
P Pink Hawley	50	163	39	19	9	4	1	21	1	1	22	3	3	.239	.362	.257
Sub Connie Mack	33	120	26	9	4	1	0	16	5	0	8	0	1	.217	.267	.248
P Jim Hughey	25	65	14	4	1	0	0	5	5	0	8	0	0	.215	.231	.271
Sub Joe Wright (1)	15	52	16	5	2	1	0	6	1	1	2	0	0	.308	.385	.321
P Charlie Hastings	17	37	8	5	1	0	0	3	4	0	7	0	0	.216	.243	.293
Sub Jud Smith	10	35	12	6	2	1	0	4	2	3	2	1	1	.343	.457	.395
Sub Harry Truby (2)	8	32	5	1	0	0	0	3	2	1	4	0	1	.156	.156	.206
Sub Abel Lizotte	7	29	3	3	0	0	0	3	2	1	2	0	1	.103	.103	.161
P Brownie Foreman (1)	9	20	3	2	0	0	0	2	7	0	7	0	0	.150	.150	.370
P Elmer Horton	2	7	0	1	0	0	0	0	0	0	1	0	0	.000	.000	.000
P Jot Goar	3	6	1	0	0	0	0	0	0	0	0	0	0	.167	.167	.167

THE ANNUAL RECORD

	G	AB	H	R	2B	3B	HR	RBI	BB	SB	SO	HBP	SH	BA	SA	OBP
Sub Eddie Boyle (2)	2	5	0	0	0	0	0	0	0	0	1	0	0	.000	.000	.000
Sub Tom Delahanty (2)	1	3	1	1	0	0	0	0	0	0	0	0	0	.333	.333	.333
	131	4701	1371	787	169	94	27	667	387	217	286	58	108	.292	.385	.353

1B—Beckley 56, Davis 39, Mack 28, Sugden 7, Lizotte 7, Merritt 3, Stenzel 1
 2B—Padden 61, Bierbauer 59, Truby 8, Merritt 3, Beckley 1, Davis 1
 SS—Ely 128, Merritt 2, Delahanty 1
 3B—Lyons 116, Smith 10, Merritt 5, Wright 1
 OF—Donovan 131, Smith 122, Stenzel 114, Wright 12, Davis 10, Sugden 4, Beckley 3
 C—Sugden 70, Merritt 62, Mack 5, Boyle 2
 P—Killen 52, Hawley 49, Hughey 25, Hastings 17, Foreman 9, Goar 3, Horton 2

	Pos	G	TC	PO	A	DP	E	PB	FA
Donovan	RF	131	260	224	24	8	12	—	.954
Ely	SS	128	752	258	432	52	62	—	.918
E. Smith	LF	122	334	302	14	6	18	—	.946
Stenzel	CF	114	282	247	13	5	22	—	.922
Lyons	3B	116	410	165	201	15	44	—	.893
Sugden	C	70	372	284	70	12	18	11	.952
Merritt	C	62	337	242	75	5	20	14	.941
Padden	2B	61	349	176	149	14	24	—	.931
Bierbauer	2B	59	358	140	206	32	12	—	.966
Beckley	1B	56	600	558	31	42	11	—	.982
Killen	P	52	140	15	115	1	10	—	.929
Hawley	P	49	130	12	108	2	10	—	.923
Davis	1B	35	355	325	18	17	12	—	.966
"	LF@	10	24	20	3	2	1	—	.958
Mack	1B	28	270	247	16	14	7	1	.974
Hughey	P	25	31	5	23	1	3	—	.903
Hastings	P	17	42	8	29	3	5	—	.881
Wright	CF@	12	24	23	0	0	1	—	.958
J. Smith	3B	10	44	19	21	3	4	—	.909
		131	5411	3470	1624	103	317	26	.941

	G	IP	H	GS	CG	W	L	SO	BB	Sh	Sv	ERA	HB	WP	HR
Frank Killen	52	432.1	476	50	44	30	18	134	119	5	0	3.41	14	9	7
Pink Hawley	49	378	382	43	37	22	21	137	157	2	0	3.57	28	17	2
Jim Hughey	25	155	171	14	11	6	8	48	67	0	0	4.99	7	4	3
Charlie Hastings	17	104	126	13	9	5	10	19	44	0	1	5.88	7	5	1
Brownie Foreman (1)	9	61.2	73	9	5	3	3	18	35	0	0	6.57	8	5	4
Elmer Horton	2	15	22	2	2	0	2	3	9	0	0	9.60	1	0	0
Jot Goar	3	13.1	36	0	0	0	1	3	8	0	0	16.88	1	2	1
* One combined shutout on August 8: Hughey 3 innings, Hawley 6 innings															
	1159.1	1286	131	108	66	63	362	439	8	1	4.30	66	42	18	

NEW YORK

Arthur Irwin (36-53) Bill Joyce (28-14)

Polo Grounds III

	G	AB	H	R	2B	3B	HR	RBI	BB	SB	SO	HBP	SH	BA	SA	OBP
CF George Van Haltren	133	562	197	136	18	21	5	74	55	39	36	2	4	.351	.484	.410
2B Kid Gleason	133	541	162	79	17	5	4	89	42	46	13	2	10	.299	.372	.352
RF Mike Tiernan	133	521	192	132	24	16	7	89	77	35	18	2	5	.369	.516	.452

	G	AB	H	R	2B	3B	HR	RBI	BB	SB	SO	HBP	SH	BA	SA	OBP
3B George Davis	124	494	158	98	25	12	6	99	50	48	24	5	6	.320	.455	.387
SS Frank Connaughton	88	315	82	53	3	2	2	43	25	22	7	2	5	.260	.302	.319
C Parke Wilson	75	253	60	33	2	0	0	23	13	9	14	1	10	.237	.243	.277
1B Bill Clark	72	247	72	38	12	4	0	33	15	8	12	8	2	.291	.372	.352
Sub Harry Davis (2)	64	233	64	43	11	10	2	50	31	16	20	5	5	.275	.433	.372
LF General Stafford	59	230	66	28	9	1	0	50	31	15	18	3	2	.287	.335	.333
Sub Duke Farrell (1)	58	191	54	23	7	3	1	37	19	2	7	1	7	.283	.366	.351
1B Jake Beckley (2)	46	182	55	37	8	4	5	38	9	11	7	5	1	.302	.473	.352
3B Bill Joyce (2)	49	165	61	36	9	2	5*	43	34	13	14	9	2	.370	.539	.500
P Dad Clarke	49	147	30	11	0	1	0	10	12	0	19	1	1	.204	.218	.269
P Jouett Meekin	43	144	43	27	6	5	2	16	12	2	9	0	0	.299	.451	.353
P Mike Sullivan	25	77	16	10	1	0	0	5	1	0	14	1	2	.208	.221	.228
Sub Shorty Fuller	18	72	12	10	0	0	0	7	14	4	5	1	0	.167	.167	.310
Sub Dave Zearfoss	19	60	13	5	1	1	0	6	5	2	5	1	0	.217	.267	.288
Sub Jack Warner (2)	19	54	14	9	1	0	0	3	3	1	7	1	6	.259	.278	.310
Sub George Ulrich	14	45	8	4	1	0	0	1	1	0	1	2	2	.178	.200	.229
P Ed Doheny	17	40	6	5	1	0	0	3	4	1	8	1	0	.150	.175	.244
P Cy Seymour	12	32	7	2	0	0	0	0	0	0	7	0	0	.219	.219	.219
Sub Fred Pfeffer (1)	4	14	2	1	0	0	0	4	1	0	0	1	0	.143	.143	.250
P Sal Campfield	6	12	2	2	1	0	0	3	1	0	1	0	0	.167	.250	.231
P Charlie Gettig	6	9	3	3	1	0	0	0	0	0	2	0	0	.333	.444	.333
Sub Tom Bannon	2	7	1	1	1	0	0	0	1	0	1	0	0	.143	.286	.250
P Bill Reidy	2	5	0	1	0	0	0	0	0	0	0	0	0	.000	.000	.000
P Carney Flynn (1)	3	4	2	1	0	0	1	3	0	0	0	0	0	.500	1.250	.500
P Cy Bowen	2	3	1	1	0	0	0	1	1	0	2	0	0	.333	.333	.500
PH Reddy Foster	1	1	0	0	0	0	0	0	0	0	0	0	0	.000	.000	.000
P Les German (1)	1	1	0	0	0	0	0	0	0	0	0	0	0	.000	.000	.000
	133	4661	1383	829	159	87	40	720	439	274	271	53	72	.297	.394	.364

1B—Clark 65, Beckley 45, H. Davis 23, G. Davis 3, Wilson 2

2B—Gleason 130, Pfeffer 4

SS—Connaughton 54, G. Davis 45, Fuller 18, Farrell 13, Stafford 6

3B—G. Davis 74, Joyce 49, Farrell 7, Gleason 3, Ulrich 3

OF—Tiernan 133, Van Haltren 133, Stafford 53, H. Davis 40, Connaughton 30, Ulrich 11, G. Davis 3, Bannon 2, Beckley 2, Gleason 1, Seymour 1

C—Wilson 71, Farrell 34, Warner 19, Zearfoss 19

P—Clarke 48, Meekin 42, Sullivan 25, Doheny 17, Seymour 11, Campfield 6, Gettig 4, Flynn 3, Reidy 2, Bowen 2, Van Haltren 2, German 1

	Pos	G	TC	PO	A	DP	E	PB	FA
Van Haltren	CF	133	312	272	25	4	15	—	.952
Tiernan	RF	133	235	213	15	4	7	—	.970
Gleason	2B	130	774	329	397	38	48	—	.938
G. Davis	3B	74	312	117	169	11	26	—	.917
"	SS	45	268	107	141	11	20	—	.925
Wilson	C	71	342	256	64	4	22	23	.936
Clark	1B	65	676	634	25	40	17	—	.975
Connaughton	SS	54	323	89	199	19	35	—	.892
"	LF@	30	57	44	5	1	8	—	.860
Stafford	LF	53	97	78	9	2	10	—	.897
Joyce	3B	49	197	71	103	4	23	—	.883
Clarke	P	48	92	12	72	1	8	—	.913
Beckley	1B	45	448	418	22	18	8	—	.982
Meekin	P	42	87	17	62	3	8	—	.908
H. Davis	LF@	40	94	81	2	0	11	—	.883
"	1B	23	241	226	11	14	4	9	.983
Farrell	C	34	151	110	34	3	7	—	.954
"	SS	13	82	26	41	9	15	—	.817

THE ANNUAL RECORD

	Pos	G	TC	PO	A	DP	E	PB	FA
Sullivan	P	25	59	8	45	2	6	—	.898
Warner	C	19	90	68	15	0	7	9	.922
Zearfoss	C	19	73	53	14	1	8	2	.893
Fuller	SS	18	119	42	62	8	15	—	.874
Doheny	P	17	33	5	23	2	5	—	.848
Seymour	P	11	28	5	19	1	4	—	.857
Ulrich	LF@	11	25	20	3	1	2	—	.920
		133	5416	3404	1647	90	365	43	.933

	G	IP	H	GS	CG	W	L	SO	BB	Sh	Sv	ERA	HB	WP	HR
Dad Clarke	48	351	431	40	33	17	24	66	60	1	1	4.26	11	13	9
Jouett Meekin	42	334.1	378	41	34	26	14	110	127	0	0	3.82	15	13	9
Mike Sullivan	25	185.1	188	22	18	10	13	42	71	0	0	4.66	13	11	3
Ed Doheny	17	108.1	112	15	9	6	7	39	59	0	0	4.49	6	5	3
Cy Seymour	11	70.1	75	8	4	2	4	33	51	0	0	6.40	3	6	8
Sal Campfield	6	27	31	2	2	1	1	6	6	0	0	4.00	2	0	1
Charlie Gettig	4	14	20	1	1	1	0	5	8	0	1	9.64	2	0	0
Bill Reidy	2	13	24	1	1	0	1	1	2	0	0	7.62	3	0	0
Cy Bowen	2	12	12	1	1	0	1	3	9	0	0	6.00	3	1	0
Carney Flynn (1)	3	10.21	18	2	1	0	2	4	8	0	0	11.81	5	1	0
George Van Haltren	2	8	5	0	0	1	0	3	1	0	0	2.25	0	0	0
Les German (1)	1	2.2	9	0	0	0	0	0	1	0	0	13.50	0	0	0
		1136.2	1303	133	104	64	67	312	403	1	2	4.54	63	50	33

PHILADELPHIA

Billy Nash

Philadelphia Base Ball Grounds II

	G	AB	H	R	2B	3B	HR	RBI	BB	SB	SO	HBP	SH	BA	SA	OBP
RF Sam Thompson	119	517	154	103	28	7	12	100	28	12	13	6	3	.298	.449	.341
LF Ed Delahanty	123	499	198	131	44	17	13	126	62	37	22	9	4	.397	.631	.472
2B Bill Hallman	120	469	150	82	21	3	2	83	45	16	23	2	18	.320	.390	.382
UT Lave Cross	106	406	104	63	23	5	1	73	32	8	14	1	14	.256	.345	.312
SS Billy Hulen	88	339	90	87	18	7	0	38	55	23	20	0	9	.265	.360	.368
CF Dick Cooley (2)	64	287	88	63	6	4	2	22	18	18	16	0	9	.307	.376	.348
C Mike Grady	72	242	77	49	20	7	1	44	16	10	19	9	0	.318	.471	.382
3B Billy Nash	65	227	56	29	9	1	3	30	34	3	21	4	4	.247	.335	.355
1B Dan Brouthers	57	218	75	42	13	3	1	41	44	7	11	4	1	.344	.445	.462
Sub Joe Sullivan (1)	48	191	48	45	5	3	2	24	18	9	12	10	1	.251	.340	.347
C Jack Clements	57	186	66	35	5	7	5	45	17	2	14	5	6	.359	.543	.427
Sub Nap Lajoie	39	175	57	36	12	7	4	42	1	7	11	0	2	.326	.543	.330
P Jack Taylor	47	157	29	10	6	0	0	18	9	0	18	0	8	.185	.223	.229
Sub Jack Boyle	40	145	43	17	4	1	1	28	6	3	7	5	2	.297	.359	.346
Sub Sam Mertes	37	143	34	20	4	4	0	14	8	19	10	2	4	.238	.322	.288
P Al Orth	25	82	21	12	3	3	1	13	3	2	11	0	0	.256	.402	.282
P Kid Carsey	27	81	18	13	2	2	0	7	11	1	12	0	3	.222	.296	.315
Sub Phil Geier	17	56	13	12	0	1	0	6	6	3	7	1	2	.232	.268	.317
P Harry Keener	16	51	16	6	4	0	0	7	1	3	6	0	0	.314	.392	.327
Sub Bill Gallagher	14	49	15	9	2	0	0	6	10	0	0	1	1	.306	.347	.433
P Ad Gumbert (2)	11	34	9	7	1	1	1	7	0	1	3	0	1	.265	.441	.265
Sub Tuck Turner (1)	13	32	7	12	2	0	0	0	8	6	5	0	0	.219	.281	.375
P Willie McGill	12	29	6	4	1	1	0	2	2	0	3	0	2	.207	.310	.258
P Con Lucid	5	16	2	0	0	0	0	0	0	1	3	0	1	.125	.125	.125
Sub Ben Ellis	4	16	1	0	0	0	0	0	3	0	6	0	0	.063	.063	.211
P George Wheeler	3	9	1	1	0	0	0	0	0	0	0	0	0	.111	.111	.111
Sub Dan Leahy	2	6	2	0	1	0	0	1	1	0	2	0	0	.333	.500	.429

	G	AB	H	R	2B	3B	HR	RBI	BB	SB	SO	HBP	SH	BA	SA	OBP
P Ned Garvin	2	6	0	0	0	0	0	1	0	0	4	0	0	.000	.000	.000
P Bert Inks (1)	3	5	1	1	0	0	0	0	0	0	0	0	0	.200	.200	.200
P Jerry Nops (1)	1	4	0	0	0	0	0	0	0	0	3	0	0	.000	.000	.000
P Bill Whitrock	2	3	0	0	0	0	0	0	0	0	1	1	0	.000	.000	.250
P Charlie Jordan	2	2	1	1	0	0	0	0	0	0	0	0	0	.500	.500	.500
	130	4680	1382	890	234	84	49	778	438	191	297	60	95	.295	.413	.363

1B—Brouthers 57, Lajoie 39, Delahanty 22, Boyle 12

2B—Hallman 120, Cross 6, Geier 3, Hulen 2, Delahanty 1, Mertes 1

SS—Hulen 73, Cross 37, Gallagher 14, Sullivan 2, Ellis 2, Leahy 2, Mertes 1

3B—Nash 65, Cross 61, Grady 7, Ellis 2, Sullivan 1

OF—Thompson 119, Delahanty 99, Cooley 64, Sullivan 45, Mertes 35, Hulen 12, Geier 12, Turner 8, Cross 2, Taylor 2

C—Grady 61, Clements 53, Boyle 28, Geier 2, Cross 1

P—Taylor 45, Carsey 27, Orth 25, Keener 16, McGill 12, Gumbert 11, Lucid 5, Inks 3, Wheeler 3, Jordan 2, Garvin 2, Whitrock 2, Nops 1, Hallman 1

	Pos	G	TC	PO	A	DP	E	PB	FA
Hallman	2B	120	711	304	368	62	39	—	.945
Thompson	RF	119	266	231	28	11	7	—	.974
Delahanty	LF	99	294	262	18	4	14	—	.952
"	1B	22	233	217	9	10	7	—	.970
Hulen	SS	73	405	149	205	33	51	—	.874
"	LF@	12	37	31	1	0	5	—	.865
Nash	3B	65	258	87	148	12	23	—	.911
Cooley	CF	64	151	130	6	2	15	—	.901
Grady	C	61	241	167	60	12	14	11	.942
Cross	3B	61	239	88	136	9	15	0	.937
"	SS	37	224	77	134	17	13	—	.942
Brouthers	1B	57	599	566	23	44	10	—	.983
Clements	C	53	207	149	51	3	7	9	.966
Taylor	P	45	137	19	107	3	11	—	.920
Sullivan	CF@	45	106	99	3	0	4	—	.962
Lajoie	1B	39	376	363	11	27	2	—	.995
Mertes	CF@	35	97	85	3	0	9	—	.907
Boyle	C	28	113	83	21	3	9	7	.920
"	1B	12	117	113	1	7	3	—	.974
Carsey	P	27	65	9	50	3	6	—	.908
Orth	P	25	71	10	54	2	7	—	.901
Keener	P	16	35	5	27	1	3	—	.914
Gallagher	SS	14	66	17	42	5	7	—	.894
McGill	P	12	26	0	22	0	4	—	.846
Geier	RF@	12	16	12	1	0	3	0	.813
Gumbert	P	11	22	4	16	0	2	—	.909
		130	5282	3343	1626	112	313	27	.941

	G	IP	H	GS	CG	W	L	SO	BB	Sh	Sv	ERA	HB	WP	HR
Jack Taylor	45	359	459	41	35	20	21	97	112	1	1	4.79	20	3	16
Al Orth	25	196	244	23	19	15	10	23	46	0	0	4.41	3	4	10
Kid Carsey	27	187.1	273	21	18	11	11	36	72	1	1	5.62	9	6	4
Harry Keener	16	113.1	144	13	11	3	11	28	39	0	0	5.88	9	2	5
Willie McGill	12	79.2	87	11	7	5	4	29	53	0	0	5.31	4	2	0
Ad Gumbert (2)	11	77.1	99	10	7	5	3	14	23	1	0	4.54	4	1	0
Con Lucid	5	42	75	5	5	1	4	3	17	0	0	8.36	2	0	0
George Wheeler	3	16.1	18	2	2	1	1	2	5	0	0	3.86	2	1	0
Ned Garvin	2	13	19	1	1	0	1	4	7	0	0	7.62	0	1	0

THE ANNUAL RECORD

	G	IP	H	GS	CG	W	L	SO	BB	Sh	Sv	ERA	HB	WP	HR
Bert Inks (1)	3	10.1	21	1	0	0	1	2	5	0	0	7.84	1	0	1
Bill Whitrock	2	9	10	1	1	0	1	1	3	0	0	3.00	0	0	0
Jerry Nops (1)	1	7	11	1	1	1	0	1	1	0	0	5.14	0	1	0
Charlie Jordan	2	4.2	9	0	0	0	0	3	2	0	0	7.71	0	0	0
Bill Hallman	1	2	4	0	0	0	0	0	2	0	0	18.00	0	0	0
	1117	1473	130	107	62	68	243	387	3	2	2	5.20	54	21	39

BROOKLYN

Dave Foutz

Eastern Park

	G	AB	H	R	2B	3B	HR	RBI	BB	SB	SO	HBP	SH	BA	SA	OBP
SS Tommy Corcoran	132	532	154	63	15	7	3	73	15	16	13	1	12	.289	.361	.310
3B Billy Shindle	131	516	144	75	24	9	1	61	24	24	20	4	18	.279	.366	.316
CF Mike Griffin	122	493	152	101	27	9	4	51	48	23	25	9	6	.308	.424	.380
UT John Anderson	108	430	135	70	23	17	1	55	18	37	23	2	1	.314	.453	.344
RF Fielder Jones	104	395	140	82	10	8	3	46	48	18	15	2	6	.354	.443	.427
LF Tommy McCarthy	103	377	94	62	8	4	3	47	34	22	17	3	9	.249	.316	.316
1B Candy LaChance	89	348	99	60	10	13	7	58	23	17	32	1	8	.284	.448	.331
C John Grim	81	281	75	32	13	1	2	35	12	7	14	6	10	.267	.342	.311
Sub George Shoch	76	250	73	36	7	4	1	28	33	11	10	3	7	.292	.364	.381
2B Tom Daly	67	224	63	43	13	6	3	29	33	19	25	5	0	.281	.433	.385
C Buster Burrell	62	206	62	19	11	3	0	23	15	1	13	0	4	.301	.383	.348
P Bill Kennedy	42	122	23	12	2	0	0	10	2	1	15	0	4	.189	.205	.202
P Harley Payne	38	98	21	5	4	1	0	10	9	0	3	0	4	.214	.276	.280
P Dan Daub	32	84	19	9	1	2	0	14	10	1	12	1	0	.226	.286	.316
P Bert Abbey	25	63	12	7	1	0	0	2	2	0	6	0	1	.256	.282	.293
P Ed Stein	17	39	10	3	1	0	0	2	2	0	6	0	1	.256	.282	.293
P George Harper	16	37	6	5	0	1	0	3	8	0	3	0	0	.162	.216	.311
Sub Frank Bonner	9	34	6	8	2	0	0	5	2	1	8	2	0	.176	.235	.263
P Ad Gumbert (1)	5	11	2	0	1	0	0	0	1	0	2	0	0	.182	.273	.250
Sub Dave Foutz	2	8	2	0	1	0	0	0	1	0	0	0	0	.250	.375	.333
	133	4548	1292	692	174	87	28	557	344	198	269	39	94	.284	.379	.340

1B—LaChance 89, Anderson 42, Grim 5, Foutz 1

2B—Daly 66, Shoch 62, Bonner 9

SS—Corcoran 132, Shoch 1

3B—Shindle 131, Shoch 3

OF—Griffin 122, Jones 103, McCarthy 103, Anderson 68, Shoch 10, Payne 1, Foutz 1

C—Grim 77, Burrell 60, Daly 1

P—Kennedy 42, Payne 34, Daub 32, Abbey 25, Stein 17, Harper 16, Gumbert 5

	Pos	G	TC	PO	A	DP	E	PB	FA
Corcoran	SS	132	864	323	477	69	64	—	.926
Shindle	3B	131	433	144	251	20	38	—	.912
Griffin	CF	122	337	316	8	1	13	—	.961
McCarthy	LF	103	212	175	20	7	17	—	.920
Jones	RF	103	195	171	10	6	14	—	.928
LaChance	1B	89	1007	956	37	62	14	—	.986
Grim	C	77	345	242	82	7	21	17	.939
Anderson	LF@	68	138	121	9	4	8	—	.942
"	1B	42	444	417	19	26	8	—	.982
Daly	2B	66	394	168	190	31	36	0	.909
Shoch	2B	62	305	103	184	16	18	—	.941
"	RF@	10	15	15	0	0	0	—	1.000

	Pos	G	TC	PO	A	DP	E	PB	FA
Burrell	C	60	235	176	42	3	17	3	.928
Kennedy	P	42	102	10	87	2	5	—	.951
Payne	P	34	95	12	76	1	7	—	.926
Daub	P	32	84	8	74	1	2	—	.976
Abbey	P	25	43	5	34	0	4	—	.907
Stein	P	17	29	3	24	0	2	—	.931
Harper	P	16	30	5	24	0	1	—	.967
		133	5433	3429	1707	104	297	17	.945

	G	IP	H	GS	CG	W	L	SO	BB	Sh	Sv	ERA	HB	WP	HR
Bill Kennedy	42	305.2	334	38	28	17	20	76	130	1	1	4.42	12	10	12
Harley Payne	34	241.2	284	28	24	14	16	52	58	2	0	3.39	8	0	4
Dan Daub	32	225	255	24	18	12	11	53	63	0	0	3.60	8	12	4
Bert Abbey	25	164.1	210	18	12	8	8	37	48	0	0	5.15	9	3	7
Ed Stein	17	90.1	130	10	6	3	6	16	51	0	0	4.88	2	5	6
George Harper	16	86	106	11	7	4	8	22	39	0	0	5.55	3	5	4
Ad Gumbert (1)	5	31	34	4	2	0	4	3	11	0	0	3.77	0	0	2
		1144	1353	133	97	58	73	259	400	3	1	4.25	42	35	39

WASHINGTON

Gus Schmelz

Boundary Field

	G	AB	H	R	2B	3B	HR	RBI	BB	SB	SO	HBP	SH	BA	SA	OBP	
SS Gene Demontreville	133	533	183	94	24	5	8	77	29	28	27	3	16	.343	.452	.366	
1B Ed Cartwright	133	499	138	76	15	10	1	62	54	28	44	2	6	.277	.353	.350	
LF Kip Selbach	127	487	148	100	17	13	5	100	76	49	28	7	8	.304	.423	.405	
CF Tom Brown	116	435	128	87	17	6	2	59	58	28	49	6	14	.294	.375	.385	
C Deacon McGuire	108	389	125	60	25	3	2	70	30	12	14	6	6	.321	.416	.379	
RF Billy Lush	97	352	87	74	9	11	4	45	66	28	49	2	5	.247	.369	.369	
3B Bill Joyce (1)	81	310	97	85	16	10	8*	51	67	32	20	13	0	.313	.506	.454	
Sub Charlie Abbey	79	301	79	47	12	6	1	49	27	16	20	4	10	.262	.352	.331	
2B John O'Brien (2)	73	270	72	38	6	3	4	33	27	4	12	5	7	.267	.356	.344	
P Win Mercer	49	156	38	23	1	1	1	14	9	9	18	4	2	.244	.282	.302	
Sub Jim Rogers (1)	38	154	43	21	6	4	1	30	10	3	9	0	2	.279	.390	.323	
Sub Harvey Smith	36	131	36	21	7	2	0	17	12	9	7	2	4	.275	.359	.345	
Sub Duke Farrell (2)	37	130	39	18	7	3	1	30	7	2	3	2	5	.300	.423	.345	
P Doc McLames	37	111	18	8	1	0	0	5	3	1	19	0	3	.162	.171	.184	
Sub Jack Crooks (1)	25	84	24	20	3	0	3	20	16	2	8	1	5	.286	.429	.406	
Sub Pat McCauley	26	84	21	14	3	0	3	11	7	3	8	1	3	.250	.393	.315	
P Les German (2)	30	70	16	11	1	0	1	6	5	3	5	2	0	.229	.286	.299	
P Silver King	22	58	16	9	6	0	0	12	8	1	15	0	3	.276	.379	.364	
P Al Maul	8	28	8	6	1	1	0	5	3	0	2	0	0	.286	.393	.355	
P Effie Norton	8	19	4	2	0	1	0	0	0	0	2	0	0	.211	.316	.211	
P Jake Boyd	4	13	1	1	0	0	0	1	1	0	1	1	0	.077	.077	.200	
Sub Zeke Wrigley	5	9	1	1	0	0	0	2	1	0	1	0	0	.111	.111	.200	
P Carney Flynn (2)	4	8	2	0	0	0	0	0	0	0	2	0	0	.250	.250	.250	
P Varney Anderson	2	5	3	1	1	0	0	2	0	0	1	0	0	.600	.800	.600	
P John Malarkey	1	2	1	1	1	0	0	1	0	0	0	0	0	.500	1.000	.500	
P Jack Gilroy	1	1	0	0	0	0	0	0	0	0	1	0	0	.000	.000	.000	
		133	4639	1328	818	179	79	45	702	516	258	365	61	89	.286	.388	.365

THE ANNUAL RECORD

1B—Cartwright 133, McGuire 1
 2B—O'Brien 73, Joyce 33, Crooks 20, Rogers 6, Lush 3, Wrigley 3
 SS—Demontreville 133, Wrigley 1
 3B—Joyce 48, Smith 36, Rogers 32, Farrell 14, Crooks 4, German 1
 OF—Selbach 126, Brown 116, Lush 91, Abbey 78, Rogers 1, McCauley 1, German 1, Mercer 1
 C—McGuire 98, McCauley 24, Farrell 18
 P—Mercer 46, McJames 37, German 28, King 22, Maul 8, Norton 8, Boyd 4, Flynn 4, Anderson 2, Abbey 1, Malarkey 1, Gilroy 1

	Pos	G	TC	PO	A	DP	E	PB	FA
Cartwright	1B	133	1377	1276	71	76	30	—	.978
DeMontreville	SS	133	881	305	479	53	97	—	.890
Selbach	LF	126	334	303	13	3	18	—	.946
Brown	CF	116	290	262	7	2	21	—	.928
McGuire	C	98	466	349	87	14	30	17	.936
Lush	RF	91	182	142	19	4	21	—	.885
Abbey	RF@	78	131	105	10	0	16	—	.878
O'Brien	2B	73	414	166	228	33	20	—	.952
Joyce	3B	48	178	50	108	6	20	—	.888
"	2B	33	188	84	85	12	19	—	.899
Mercer	P	46	146	36	89	3	21	—	.856
McJames	P	37	84	9	66	2	9	—	.893
Smith	3B	36	137	31	87	5	19	—	.861
Rogers	3B	32	110	27	70	2	13	—	.882
German	P	28	63	11	46	1	6	—	.905
McCauley	C	24	109	73	27	2	9	11	.917
King	P	22	26	6	19	0	1	—	.962
Crooks	2B	20	107	49	49	5	9	—	.916
Farrell	C	18	81	59	22	1	0	4	1.000
"	3B	14	46	16	25	0	5	—	.891
		133	5484	3400	1686	99	398	32	.927

	G	IP	H	GS	CG	W	L	SO	BB	Sh	Sv	ERA	HB	WP	HR
Win Mercer	46	366.1	456	35	38	25	18	94	117	2	0	4.13	20	10	10
Doc McJames	37	280.1	310	33	29	12	20	103	135	0	1	4.27	6	24	2
Les German (2)	28	166.2	240	20	14	2	20	20	74	0	1	6.32	5	4	6
Silver King	22	145.1	179	16	12	10	7	35	43	0	1	4.09	4	4	3
Al Maul	8	62	75	8	7	5	2	18	20	0	0	3.63	4	0	0
Effie Norton	8	44	49	5	2	3	1	13	14	0	0	3.07	6	1	2
Jake Boyd	4	32	45	2	2	1	2	6	15	0	0	6.75	6	0	0
Carney Flynn (2)	4	20	43	1	1	0	1	3	10	0	0	78.55	2	1	0
Varney Anderson	2	9	23	2	1	0	1	0	3	0	0	13.00	0	1	0
John Malarkey	1	7	9	1	0	0	1	0	3	0	0	1.29	1	0	1
John Gilroy	1	2	0	0	0	0	0	0	1	0	0	0.00	0	0	0
Charlie Abbey	1	2	6	0	0	0	0	0	0	0	0	4.50	0	1	0
		1136.2	1435	133	106	58	73	292	435	2	3	4.61	54	46	24

ST. LOUIS

Harry Diddlebock (7-10) Arlie Latham (0-3) Chris Von der Ahe (0-2) Roger Connor (8-37) Tommy Dowd (25-38) Sportsman's Park II

	G	AB	H	R	2B	3B	HR	RBI	BB	SB	SO	HBP	SH	BA	SA	OBP
2B Tommy Dowd	126	521	138	93	17	11	5	46	42	40	19	2	11	.265	.369	.322
1B Roger Connor	126	483	137	71	21	9	11	72	52	10	14	2	0	.284	.433	.356
CF Tom Parrott	118	474	138	62	13	12	7	70	11	12	24	0	14	.291	.414	.307
3B Bert Myers	122	454	116	47	12	8	0	37	40	8	32	3	8	.256	.317	.320

	G	AB	H	R	2B	3B	HR	RBI	BB	SB	SO	HBP	SH	BA	SA	OBP
SS Monte Cross	125	427	104	66	10	6	6	52	58	40	48	6	11	.244	.337	.342
LF Klondike Douglass	81	296	78	42	6	4	1	28	35	18	15	5	5	.264	.321	.351
C Ed McFarland	83	290	70	48	13	4	3	36	15	7	17	1	10	.241	.345	.281
Sub Joe Sullivan (2)	51	212	62	25	4	2	2	21	9	5	12	10	6	.292	.358	.351
RF Tuck Turner (2)	51	203	50	30	7	8	1	27	14	6	21	1	1	.246	.374	.298
Sub Joe Quinn	48	191	40	19	6	1	1	17	9	8	5	2	7	.209	.267	.252
C Morg Murphy	49	175	45	12	5	2	0	11	8	1	14	0	6	.257	.309	.290
Sub Dick Cooley (1)	40	166	51	29	5	3	0	13	7	12	3	0	5	.307	.373	.335
P Ted Breitenstein	51	162	42	21	5	2	0	12	13	8	26	0	7	.259	.315	.314
P Bill Hart	49	161	30	9	4	5	0	15	3	7	15	1	4	.186	.273	.206
P Red Donahue	33	107	17	5	2	0	0	9	3	1	23	1	3	.159	.178	.189
P Bill Kissinger	23	73	22	8	4	0	0	12	0	0	4	0	2	.301	.356	.301
Sub Tom Niland	18	68	12	3	0	1	0	3	5	0	4	1	1	.176	.206	.243
Sub Arlie Latham	8	35	7	3	0	0	0	5	4	2	3	0	0	.200	.200	.282
Sub Biff Sheehan	6	19	3	0	0	0	0	1	4	0	0	0	0	.158	.158	.304
P Dewey McDougal	3	3	0	0	0	0	0	0	0	0	1	0	0	.000	.000	.000
P John Wood	1	0	0	0	0	0	0	0	0	0	0	0	0	—	—	—
	131	4520	1162	593	134	78	37	487	332	185	300	31	101	.257	.346	.313

1B—Connor 126, Parrott 6
 2B—Dowd 78, Quinn 48, Sullivan 7
 SS—Cross 125, Niland 5, Douglass 2, Myers 1
 3B—Myers 121, Latham 8, Kissinger 1, Sullivan 1
 OF—Parrott 108, Douglass 74, Turner 51, Dowd 48, Sullivan 45, Cooley 40, Niland 13, Breitenstein 8, Hart 8, Sheehan 6, Kissinger 3, McFarland 2, Donahue 1
 C—McFarland 80, Murphy 48, Douglass 6
 P—Breitenstein 44, Hart 42, Donahue 32, Kissinger 20, Parrott 7, McDougal 3, Wood 1

	Pos	G	TC	PO	A	DP	E	PB	FA
Connor	1B	126	1327	1217	94	48	16	—	.988
Cross	SS	125	776	298	394	31	84	—	.892
Myers	3B	121	466	162	242	16	62	—	.867
Parrott	CF	108	307	276	16	78	15	—	.951
McFarland	C	80	409	276	117	6	16	29	.961
Dowd	2B	78	437	182	220	22	35	—	.920
"	LF@	48	123	111	4	2	8	—	.935
Douglass	LF	74	132	105	13	3	14	3	.894
Turner	RF	51	76	69	4	1	3	—	.961
Quinn	2B	48	271	92	167	7	12	—	.956
Murphy	C	48	244	178	48	5	18	7	.926
Sullivan	RF@	45	89	81	4	1	4	—	.955
Breitenstein	P	44	130	34	89	4	7	—	.946
Hart	P	42	143	29	106	3	8	—	.944
Cooley	CF@	40	97	91	2	0	4	—	.959
Donahue	P	32	78	13	58	4	7	—	.910
Kissinger	P	20	53	5	43	2	5	—	.906
Niland	RF@	13	23	19	2	1	2	—	.913
		131	5431	3387	1699	73	345	29	.936

	G	IP	H	GS	CG	W	L	SO	BB	Sh	Sv	ERA	HB	WP	HR
Ted Breitenstein	44	339.2	376	43	37	18	26	114	138	1	0	4.48	5	4	12
Bill Hart	42	336	411	47	37	12	29	65	141	0	0	5.12	15	13	11
Red Donahue	32	267	376	32	28	7	24	70	98	0	0	5.80	13	5	6
Bill Kissinger	20	136	209	12	11	2	9	22	55	-	1	6.49	8	4	5

THE ANNUAL RECORD

	G	IP	H	GS	CG	W	L	SO	BB	Sh	Sv	ERA	HB	WP	HR
Tom Parrott	7	42	62	2	2	1	1	8	18	0	0	6.21	3	2	4
Dewey McDougall	3	10	13	1	0	0	1	0	4	0	0	8.10	1	0	2
John Wood	1	0	1	0	0	0	0	0	2	0	0	—	1	0	0
	1130.2	1448	131	115	40	90	279	456	1	1	5.33	46	28	40	

LOUISVILLE

John McCloskey (2-17) Bill McGunnigle (36-76)

Eclipse Park II

	G	AB	H	R	2B	3B	HR	RBI	BB	SB	SO	HBP	SH	BA	SA	OBP
LF Fred Clarke	131	517	168	96	15	18	9	79	43	34	34	14	7	.325	.476	.392
RF Tom McCreery	115	441	155	87	23	21	7	65	42	26	58	1	9	.351	.546	.409
3B Billy Clingman	121	423	99	57	10	2	2	37	57	19	51	3	4	.234	.281	.329
C/OF Charlie Dexter	107	402	112	65	18	7	3	37	17	21	34	6	2	.279	.381	.318
UT Doggie Miller	98	324	89	54	17	4	1	33	27	16	9	2	3	.275	.361	.334
1B Jim Rogers (2)	72	290	75	39	8	6	0	38	15	13	14	1	1	.259	.328	.297
2B John O'Brien (1)	49	186	63	24	9	1	2	24	13	4	7	1	1	.339	.430	.385
Sub Pete Cassidy	50	184	39	16	1	1	0	12	7	5	7	4	3	.212	.228	.256
CF Ollie Pickering	45	165	50	28	6	4	1	22	12	13	11	0	1	.303	.406	.350
SS Joe Dolan	44	165	35	14	2	1	3	18	9	6	12	0	1	.212	.291	.253
P Chick Fraser	45	146	22	12	3	2	0	6	7	1	34	1	0	.151	.199	.195
Sub Ducky Holmes	47	141	38	22	3	2	0	18	13	8	5	7	4	.270	.319	.360
2B Jack Crooks (2)	39	122	29	19	5	1	2	15	20	8	8	2	0	.238	.344	.354
P Bill Hill	34	116	24	11	0	0	0	5	5	1	23	0	4	.207	.207	.240
Sub Frank Shannon	31	115	18	14	1	1	1	15	13	3	15	1	4	.157	.209	.248
Sub Jack Warner (1)	33	110	25	9	1	1	0	10	10	3	10	2	2	.227	.255	.303
Sub Herm McFarland	30	110	21	11	4	1	1	12	9	4	14	0	1	.191	.273	.252
Sub Bill Hassamaer	30	106	26	8	5	0	2	14	14	1	7	0	0	.245	.349	.333
Sub Frank Eustace	25	100	17	18	2	2	1	11	6	4	14	0	1	.170	.260	.217
P Bert Cunningham	29	88	22	11	3	2	2	15	5	0	14	0	1	.250	.398	.290
Sub Al Johnson	25	87	20	10	2	1	0	14	4	0	6	0	2	.230	.276	.264
Sub Sammy Strang	14	46	12	6	0	0	0	7	6	4	6	0	0	.261	.261	.346
P Tom Smith	15	39	8	3	1	1	0	1	4	0	5	0	0	.205	.282	.279
P Art Herman	14	36	5	3	0	0	0	2	0	0	11	0	0	.139	.139	.139
P Mike McDermott	12	27	8	6	2	0	0	1	2	0	2	0	1	.296	.370	.345
Sub Tom Morrison	8	27	4	3	1	0	0	0	4	0	4	0	0	.148	.185	.248
Sub Tom Kinslow	8	25	7	4	0	1	0	7	1	0	5	0	1	.280	.360	.308
P Gus Weyhing	5	15	2	2	0	0	0	1	2	1	2	0	0	.133	.133	.235
Sub Eddie Boyle (1)	3	9	0	0	0	0	0	0	2	0	2	0	0	.000	.000	.182
Sub Joe Wright (2)	2	7	2	0	0	0	0	0	0	0	1	0	0	.286	.286	.286
Sub George Treadway	2	7	1	0	0	0	0	1	1	0	0	0	0	.143	.143	.250
Sub Frank Friend	2	5	1	1	0	0	0	0	1	0	1	0	0	.200	.200	.333
P Fritz Clausen	2	4	0	0	0	0	0	0	0	0	0	0	0	.000	.000	.000
P Charlie Emig	1	3	0	0	0	0	0	0	0	0	1	0	0	.000	.000	.000
P Joe Kostal	2	0	0	0	0	0	0	0	0	0	0	0	0	—	—	—
	134	4588	1197	653	142	80	37	520	371	195	427	45	53	.261	.351	.322

1B—Rogers 60, Cassidy 38, Hassamaer 29, Smith 4, Miller 3, Treadway 1, Kinslow 1, Warner 1

2B—O'Brien 49, Crooks 39, Miller 25, Johnson 25, Eustace 3, McCreery 1, Holmes 1

SS—Dolan 44, Shannon 28, Eustace 22, Strang 14, Rogers 12, Cassidy 11, Miller 2, Holmes 1, Cunningham 1, Morrison 1

3B—Clingman 121, Miller 8, Morrison 5, Shannon 3, German 1

OF—Clarke 131, McCreery 111, Dexter 47, Pickering 45, Holmes 33, McFarland 28, Miller 8, Fraser 2, Wright 2, Morrison 2, Treadway 1

C—Dexter 55, Miller 48, Warner 32, Kinslow 5, Boyle 3, Friend 2, McFarland 1


P—Fraser 43, Hill 34, Cunningham 27, Herman 14, McDermott 12, Smith 11, Weyhing 5, Clausen 2, Holmes 2, Kostal 2, Emig 1, McCreery 1

	Pos	G	TC	PO	A	DP	E	PB	FA
Clarke	LF	131	325	277	18	2	30	—	.908
Clingman	3B	121	507	188	281	21	38	—	.925
McCreery	RF	111	215	177	20	4	18	—	.916
Rogers	1B	60	647	591	37	42	19	—	.971
"	SS	12	67	31	31	3	5	—	.925
Dexter	C	55	268	179	63	9	26	14	.903
"	CF@	47	106	87	8	3	11	—	.896
O'Brien	2B	49	296	125	147	19	24	—	.919
Miller	C	48	204	138	50	4	16	10	.922
"	2B	25	89	28	54	6	7	—	.921
Pickering	CF@	45	121	97	12	4	12	—	.901
Dolan	SS	44	267	92	159	25	16	—	.940
Fraser	P	43	159	39	95	5	25	—	.843
Hill	P	43	121	13	95	5	13	—	.893
Crooks	2B	39	241	112	111	24	18	—	.925
Cassidy	1B	38	375	348	17	14	10	—	.973
"	SS	11	65	20	31	4	14	—	.785
Holmes	CF@	33	62	43	6	1	13	—	.790
Warner	C	32	181	132	38	4	11	2	.939
Hassamaer	1B	29	331	292	31	24	8	—	.976
Shannon	SS	28	159	58	74	7	27	—	.830
McFarland	RF@	28	66	51	4	3	11	—	.833
Johnson	2B	25	126	57	61	9	8	—	.937
Cunningham	P	27	80	23	48	3	9	—	.888
Eustace	SS	22	138	48	68	6	22	—	.841
Strang	SS	14	61	19	30	5	12	—	.803
Herman	P	14	25	1	20	1	4	—	.840
McDermott	P	12	29	5	20	0	4	—	.862
Smith	P	11	20	2	18	0	0	—	1.000
		134	5671	3442	1754	110	475	29	.916

	G	IP	H	GS	CG	W	L	SO	BB	Sh	Sv	ERA	HB	WP	HR
Chick Fraser	43	349.1	396	38	36	12	27	91	166	0	1	4.87	29	27	9
Bill Hill	34	319.2	353	39	32	9	28	104	155	0	2	4.31	18	9	14
Bert Cunningham	27	189.2	242	20	17	7	14	37	74	0	1	5.09	17	5	6
Art Herman	14	94.1	122	12	9	4	6	13	36	0	0	5.63	2	2	4
Mike McDermott	12	65	87	10	4	2	7	12	44	1	0	7.34	6	5	5
Tom Smith	11	55	73	5	4	2	3	14	25	0	0	5.40	4	4	2
Gus Weyhing	5	42	62	5	4	2	3	9	15	0	0	6.64	2	1	6
Ducky Holmes	2	12	26	1	0	0	1	3	8	0	0	7.50	0	0	0
Fritz Clausen	2	11	17	2	1	0	2	4	6	0	0	6.55	3	0	0
Charlie Emig	1	8	12	1	1	0	1	1	7	0	0	7.88	3	0	1
Joe Kostal	2	2	4	0	0	0	0	0	0	0	0	0.00	0	0	0
Tom McCreery	1	1	4	1	0	0	1	0	5	0	0	36.00	0	0	1
		1148.2	1398	134	108	38	93	288	541	1	4	5.12	84	53	48

1897

THE GOOD GUYS WIN



By 1897 League-Association monarchs were at their wit's end. Led by the Baltimore Orioles and the Cleveland Spiders, the roughhouse style of play had grown so pervasive that Boston sportswriter Tim Murnane, himself an early-day player, observed, "The time will soon come when no person above the rank of garrotter can be secured to umpire a game." In the 1895 season alone, 59 different men served as umpires in championship games, causing League-Association president Nick Young to grow so frenzied to fill the constant vacancies that he hired most of his arbiters sight unseen or else took on ex-players with no officiating experience who were down on their luck. Young's only new weapon of consequence in 1897 in the war against rowdiness was a rule authorizing an umpire to fine any player \$5 who deliberately defaced or discolored a ball in play.

But even though the roughhouse element was unperturbed by such toothless rules, the game underwent a number of changes in 1897. Some were seemingly paradoxical. The League-Association batting average, which had been shrink-

Dad Clarke tried out for Oneida in 1886 but was cut when none of the team's catchers could hold him. He then joined the Norwich team and in his first pro game threw a no-hitter against none other than Oneida. Clarke was the archetypal farm boy at the start of his career, ill educated, homely, the butt of every joke. By the time he joined the New York Giants in 1894 he had acquired confidence and sophistication and become an irreverent wag, constantly conning both teammates and opponents. He was also an ace craps player whom new Giants players each year prior to spring training were counseled to avoid. On August 4, 1897, shortly after *The Sporting News* had written facetiously, "Handsome Dad Clarke whose face would turn cream into rich cottage cheese is traveling with the Giants," Clarke was swapped to Louisville along with a few hundred dollars for outfielder Tom McCreery. Two weeks later Clarke returned to New York with the Colonels and pitched the finest game of his major league career, losing 1-0 to Jouett Meekin on a 5th inning double, followed by an error and Meekin's sacrifice fly.

A SECOND REASON CLEVELAND NEVER WON A PENNANT IN THE 1890s

After playing for the Temple Cup two years in a row, Cleveland finished just a few games over .500 in 1897 and was clearly a team on the decline. The Spiders outfield actually improved when regulars Jimmy McAleer and Harry Blake lost time to injuries, forcing manager Pat Tebeau to substitute Ollie Pickering and Chief Sockalexis, the first outstanding Native American player. But Cy Young was barely a .500 pitcher and Nig Cuppy, plagued by elbow trouble, tumbled from 25 wins to just 11. The real weak spot, though, was shortstop, where Ed McKean aged quickly. Meanwhile the League-Association's best shortstop was hitting .353 in 1897 and setting an RBI mark for the position that would stand until 1948. His name was George Davis, and he played in New York. Cleveland could surely have used Davis in 1897. The sad fact is that Cleveland had him for the first three years of his career. Unable to figure out whether his proper position was center field, third base or shortstop, the Spiders traded Davis to New York after the 1892 season for ancient Buck Ewing. They traded a man who had about 2,200 hits ahead of him and several fielding records for a man who would turn 35 before his first year in Cleveland was out. It was the worst trade in the 1890s, but as was not the case with respect to its outfield mismanagement, Cleveland had an excuse in the Davis affair. At the close of the 1892 season, anxious to shed lame-armed malcontent Ewing and also desperate to reinvigorate a decaying franchise in the nation's largest city, the Giants' front office hounded Cleveland to make the one-sided trade. The Giants were abetted by other League-Association operatives who the previous year had given small-market Cleveland what it needed to stay afloat, an equal division of gate receipts, in return for a pledge "that when it became Cleveland's chance to help another League club there would be no hesitation on its part in giving the necessary aid." After losing Davis, Cleveland, for the remainder of the decade, was weak at third base and center field, and by 1897 the Spiders also had troubles at shortstop. Had they been allowed to keep Davis, they would have had one less weakness and probably two or three pennants.

ing every year since 1894, went up two points to .292, yet pitchers achieved 54 more complete games, and strikeout totals likewise swelled while walks dipped. Scoring also dropped despite more base hits being produced, suggesting that the quality of pitching had improved overall. The improvement was reflected most clearly in the mound depth that all of the better teams now enjoyed. Although several managers in recent years had experimented with a four-man pitching rotation, most of them, like John McCloskey with last-place Louisville in 1895, had employed four pitchers for the lack of one or two outstanding ones. Baltimore's Ned Hanlon in 1897 was the first winning manager to spread his mound duties evenly among four men. The Orioles' quartet—Joe Corbett, Bill Hoffer, Arlie Pond and Jerry Nops, Hanlon's third

ANOTHER DAVIS

While George Davis was setting an RBI record for shortstops in 1897 that would last for more than 50 years, another Davis was setting a mark that will almost certainly never be broken. The other Davis—Harry—played for Pittsburgh and led the League-Association in triples with 28, a remarkably high total even for the 1890s when triples were fairly plentiful. But what was really remarkable was that he had just 10 doubles. No one else—before or since—has ever compiled 18 more triples than doubles in a season. Later in his career Harry Davis led the American League in home runs four years running. No one else—before or since—has ever done that either without making the Hall of Fame. A list of major leaguers who collected at least 20 triples in a season and had at least eight more triples than doubles:

	Year	Team	3B	2B	Diff
Harry Davis	1897	Pit-LA	28	10	18
Chief Wilson	1912	Pit-NL	36*	19	17
Dick Cooley	1895	StL-LA	20	9	11
Heinie Reitz	1894	Bal-LA	31	22	9
Tommy Leach	1902	Pit-NL	22	14	8

* Holds the all-time mark for the most triples in a season

rookie hill find in three years—all won between 18 and 24 games while working between 221 and 313 innings.

For a time Hanlon's latest innovation seemed destined to bring Baltimore a fourth straight pennant. After the first two weeks of the season, the Orioles were 7-1 and tied for 1st place with the Philadelphia Phillies. But even though they had a new firebrand manager in George Stallings, the Phillies were certain to fold soon because they still lacked pitching strength. Occupying last place on May 1 at 1-6 were the Boston Beaneaters, another team that looked to have pitching woes when Jack Stivetts and Jim Sullivan, two of manager Frank Selee's top three pitchers in 1896, developed ailing arms. But Boston owner Arthur Soden thought the trouble lay elsewhere. Deploring the "kicking" many of his players had been doing and claiming it had a deleterious effect on the team, he swore that henceforward any offenders fined for browbeating an umpire would pay out of their own pockets rather than having the team clandestinely pay their fines. As if to prove Soden right, Boston went on a 22-2 tear in June and surged into the lead after taking two out of three games from Baltimore at home late in the month. Hanlon contended that the key to the turnabout was injuries, forcing each of his four regular infielders,

THE WEAKEST POSITION IN THE 1890s

Playing his first full season in the majors in 1897, Nap Lajoie set 1893-1900 era records for the most total bases and the highest slugging average of any player at his position. Lajoie also fell just a few points short of the era mark for the highest batting average. Since Lajoie was an extraordinary hitter, it should be no surprise that he set all those marks even so early in his career. The surprise may be that in 1897 Lajoie—arguably the greatest second baseman in history—played first base. Another surprise may be that even though nineteenth century first basemen are overrepresented in the Hall of Fame, in the 1893-1900 era, more teams were weak at first base than at any other position. Here are the best hitting performances by first basemen during the 1893-1900 era with 400 and 500 at bat minimums. Most figures, with the exception of those achieved by Lajoie, were rather modest for that time.

	RBI	TOTAL BASES
400	101, Jack Doyle, Baltimore, 1896	255, Roger Connor, NY-StL, 1894
500	128, Dan Brouthers, Baltimore, 1894	310, Nap Lajoie, Philadelphia, 1897
	RUNS	HOME RUNS
400	116, Jack Doyle New York, 1896	11, Roger Connor, St. Louis, 1896
500	137, Dan Brouthers, Baltimore, 1894	12, Ed Cartwright, Washington, 1894
	HITS	ON-BASE PERCENTAGE
400	165, Jack Doyle New York, 1896	.420, Jack Doyle, New York, 1894
500	209, Fred Tenney Boston, 1899	.425, Dan Brouthers, Baltimore, 1894
	BATTING AVERAGE	SLUGGING AVERAGE
400	.368, Jack Doyle, New York, 1894	.552, Roger Connor, NY-StL, 1894
500	.361, Nap Lajoie, Philadelphia, 1897	.569, Nap Lajoie, Philadelphia, 1897

THE NINETEENTH CENTURY HOME RUN KING

In 1897, nearing his 40th birthday, Roger Connor clubbed his 138th and last home run. Two years earlier Connor had surpassed Harry Stovey's total of 122 to set a new career dinger record that would stand until Babe Ruth came along. Connor set another lesser-known career four-bagger mark that endured a bit longer, however. His 138 circuit clouts stood for nearly 40 years as the standard for the most by a player that never hit as many as 20 in a season. In 1935 a former teammate of Ruth's, Tony Lazzeri, shattered Connor's record en route to hammering 178 career home runs. Lazzeri's new mark lasted until 1974 when it fell to the present record holder, Ron Fairly. Lazzeri still ranks second on the all-time list, but Connor is no longer even in the Top Ten. Here is the Top Ten list of retired players who hit the most career home runs without ever hitting as many as 20 in a season as of the beginning of the 1935 campaign, when Lazzeri was poised to take over the lead:

Rank	Name	Years	Top Season Total	Career Total
1	Roger Connor	1880-97	17	138
2	Zack Wheat	1909-27	16	132
3	Harry Stovey	1880-93	19	122
4	Marty McManus	1920-34	18	120
5	Jimmy Ryan	1885-1903	17	118
6	Ty Cobb	1905-28	12	117
7	Dan Brouthers	1879-1904	14	106
8	Hugh Duffy	1888-1906	18	106
9	Mike Tiernan	1887-99	16	106
10	George Grantham	1922-34	18	105

plus catcher Wilbert Robinson, to miss part of the season, but some close to the Orioles cited dissension, especially between first baseman Jack Doyle and third baseman John McGraw. The pair loathed each other and fought in the clubhouse on several occasions, and McGraw also tangled in July with the not notably fractious Willie Keeler after accusing the little right fielder of costing the team a game when he let his mind wander on the field. Still other observers blamed the Orioles' midseason sag on center field, now occupied by Jake Stenzel, whose acquisition from Pittsburgh in a trade for Steve Brodie and Jim Donnelly had broken up what many believed was the best outfield corps yet seen in Keeler, Brodie and Joe Kelley.

But the good-guy Beaneaters also had their share of disruptions, as Selee replaced popular longtime first baseman Tommy Tucker with Fred Tenney, gave Jimmy Bannon's rightfield post to rookie Chick Stahl, made Jimmy Collins, who had split hot corner duty in 1896 with Joe Har-

rington, his full-time third baseman and turned over Stivetts's and Sullivan's spots in the pitching rotation to two recruits who had joined Boston late the previous season, Ted Lewis and Fred Klobedanz.

Lewis, Klobedanz and veteran ace Kid Nichols won 78 games aggregate in 1897 against just 30 losses. With every regular except catcher Marty Bergen hitting at least .309 and Stivetts slamming .367 as a dual pitcher-outfielder, the Beaneaters batted .319 and became the last team until 1930 to score in quadruple digits. When Boston also allowed the fewest runs in the majors and posted the best fielding average, the pennant seemed assured. But the dissension-ridden and injury-plagued Orioles refused to submit. When Boston came to Baltimore's Union Park on September 24 for the final three games of the season between the two combatants, the Beaneaters trailed by a single percentage point. Nichols won the series opener on Friday, 6-4, but Hoffer beat Klobedanz the following afternoon to put the Orioles back into 1st place. Sunday was an off day since local blue laws still forbade baseball on the Sabbath in Baltimore, but on Monday an overflow throng of nearly 25,000 came out to watch Corbett, the Orioles leading winner, duel Nichols with both pitching on just two days rest. The capacity crowd sat stunned as Boston bats pummeled Corbett and three other Orioles—indeed every pitcher Hanlon had in uniform that day except Pond—and won 19-10 to leave town with a game and a half lead.

The season from that point on was all descending action. When it officially ended a week later on October 3, the Beaneaters had extended their lead over Baltimore by another half-length to two games. The New York Giants, surviving even more internal squabbles than Baltimore, finished third, and Cincinnati, Cleveland, Brooklyn and Washington completed the first division, with the latter two teams tying for the 6th and final rung in the League-Association's upper echelon. In the basement, for the first time in their 16-year history, were the St. Louis Browns



Nap Lajoie set several 1893-1900 batting records for first basemen in 1897. The following year, moved to the position where he would achieve immortality, Lajoie set a period RBI record for second basemen. Lajoie's next two seasons were marred by injuries. In 1899 he hurt his knee in July just when Philadelphia was mounting a serious pennant bid. Another pennant opportunity for the Phils was spoiled in 1900 when Lajoie was suspended without pay for five weeks after he accidentally hit a washstand and broke his thumb taking a swing at teammate Elmer Flick in an argument over the ownership of a bat. There had been bad blood between the pair ever since Flick joined the Phils in 1898, but the breach was healed by the time the two future Hall of Famers teamed up in Cleveland in 1902.

with a dismal .221 winning percentage. While the other 11 teams were striving to develop a four-man rotation, the Browns struggled to find even one quality pitcher. St. Louis's team ERA of 6.21 was the worst in the League-Association by 1.54 runs, and Red Donahue, the staff "ace," was beaten 35 times to set a mark for the most losses at the 60'6" distance.

The Temple Cup series was once again a sloppy, careless, one-sided affair, and for the third time in its four-year history, it was won by the challenging or 2nd-place team. After dropping the opener 13-12, Baltimore swept the next four games. If the pitching truly had improved in 1897, it was never manifested in the postseason. The Orioles batted .382, and even in losing, Boston hit .362 and tallied 41 runs in the five contests. As proof of how little the prospect of losing the Temple Cup concerned him, Selee, in the final game, called on Piano Legs Hickman, who had never before started a game in the majors.

Ugly play, miniscule crowds and the usual rumors that both teams had conspired before the series to split the take 50-50 finally induced moguls to call a merciful halt to the Temple Cup experiment when they met in Philadelphia in November. The only dissenting vote came from Hanlon, whose team needed only one more postseason win to take permanent possession of William Temple's cup. Instead it resides today in the Hall of Fame at Cooperstown.

THE SEASONAL RECORD

	G	W	L	Pct	H	R	GB	Attendance
1. Boston Beaneaters	135	93	39	.705	54-12	39-27	—	334,800
2. Baltimore Orioles	136	90	40	.692	51-15	39-25	2	273,046
3. New York Giants	138	83	48	.634	51-19	32-29	9.5	390,340
4. Cincinnati Reds	134	76	56	.576	49-18	27-38	17	336,000
5. Cleveland Indians	132	69	62	.527	49-16	20-46	23.5	115,250
6. Brooklyn Trolley Dodgers	136	61	71	.462	38-29	23-42	32	220,831
Washington Nationals	135	61	71	.462	40-26	21-45	32	151,028
8. Pittsburgh Pirates	135	60	71	.458	38-27	22-44	32.5	165,950
9. Chicago Colts	138	59	73	.447	36-30	23-43	34	327,160
10. Philadelphia Phillies	134	55	77	.417	32-34	23-43	38	290,027
11. Louisville Colonels	136	52	78	.400	34-31	18-47	40	145,210
12. St. Louis Browns	133	29	102	.221	18-41	11-61	63.5	136,400

	Bos	Bal	NY	Cin	Cle	Bro	Was	Pit	Chi	Phi	Lou	StL	Tot
Boston	—	6	8	9	7	9	7	10	8	10	9	10	93
Baltimore	6	—	5	6	7	9	9	9	9	10	10	10	90
New York	4	7	—	5	9	9	9	8	7	7	6	12	83
Cincinnati	3	6	7	—	7	5	8	5	7	8	9	11	76
Cleveland	5	4	3	5	—	5	8	6	8	9	5	11	69
Brooklyn	3	3	3	7	7	—	7	7	6	6	5	7	61
Washington	5	3	3	4	4	5	—	7	5	8	8	9	71
Pittsburgh	2	3	3	7	6	5	5	—	6	7	8	8	60
Chicago	4	3	5	5	4	6	7	6	—	5	6	8	59
Philadelphia	2	2	5	4	3	6	4	5	7	—	9	8	55
Louisville	3	1	6	3	7	7	4	4	6	3	—	8	52
St. Louis	2	2	0	1	1	5	3	4	4	4	3	—	29
	39	40	48	56	62	71	71	71	73	77	78	102	788

SEASON LEADERS

Batting Average (350 ABs)

1. Keeler, Baltimore	.424
2. F. Clarke, Louisville	.390
3. Burkett, Cleveland	.383
4. Delahanty, Philadelphia	.377
5. Kelley, Baltimore	.3624

Slugging Average

1. Lajoie, Philadelphia	.569
2. Keeler, Baltimore	.539
3. Delahanty, Philadelphia	.538
4. F. Clarke, Louisville	.530
5. G. Davis, New York	.509

On-Base Percentage

1. McGraw, Baltimore	.471
2. Burkett, Cleveland	.468
3. Keeler, Baltimore	.464
4. Jennings, Baltimore	.463
5. Hamilton, Boston	.461

Total Bases

1. Lajoie, Philadelphia	310
2. Keeler, Baltimore	304
3. Delahanty, Philadelphia	285
4. F. Clarke, Louisville	279
5. Duffy, Boston	265
G. Davis, New York	265

Home Runs

1. Duffy, Boston	11
2. G. Davis, New York	10
3. Lajoie, Philadelphia	9
4. Beckley, NY-Cincinnati	8
Grady, Phila-St. Louis	8

RBI

1. G. Davis, New York	136
2. Collins, Boston	132
3. Duffy, Boston	129
4. Lajoie, Philadelphia	127
5. Kelley, Baltimore	118

Hits

1. Keeler, Baltimore	239
2. F. Clarke, Louisville	205
3. Delahanty, Philadelphia	200
4. Burkett, Cleveland	198
5. Lajoie, Philadelphia	197

Runs

1. Hamilton, Boston	152
2. Keeler, Baltimore	145
3. Griffin, Brooklyn	136
4. Jones, Brooklyn	134
5. Jennings, Baltimore	133

Bases on Balls

1. Hamilton, Boston	105
2. McGraw, Baltimore	99
3. Griffin, Brooklyn	81
Joyce, New York	81
5. Selbach, Washington	80

Stolen Bases

1. Lange, Chicago	73
2. Stenzel, Baltimore	69
3. Hamilton, Boston	66
4. G. Davis, New York	65
5. Keeler, Baltimore	64

OPS

1. Keeler, Baltimore	1.003
2. F. Clarke, Louisville	.992
3. Delahanty, Philadelphia	.981
4. Lajoie, Philadelphia	.960
5. Burkett, Cleveland	.944

PITCHING**Wins**

1. Nichols, Boston	31
2. Rusie, New York	28
3. Klobedanz, Boston	26
4. Corbett, Baltimore	24
5. Breitenstein, Cincinnati	23

Complete Games

1. Killen, Pittsburgh	38
Donahue, St. Louis	38
Griffith, Chicago	38
4. Nichols, Boston	37
5. Kennedy, Brooklyn	36

ERA (140 innings)

1. Rusie, New York	2.54
2. Nichols, Boston	2.64
3. Nops, Baltimore	2.81
4. Corbett, Baltimore	3.11
5. Powell, Cleveland	3.16

FIELDING**Putouts**

1B	
Werden, Louisville	1335
LaChance, Brooklyn	1289
Tenney, Boston	1248

2B

Padden, Pittsburgh	369
Childs, Cleveland	319
Gleason, New York	312

3B

Collins, Boston	214
Wallace, Cleveland	190
C. Irwin, Cincinnati	186

SS

Davis, New York	339
Jennings, Baltimore	335
M. Cross, St. Louis	329

Hit By Pitch

1. Jennings, Baltimore	46
2. F. Clarke, Louisville	25
3. Joyce, New York	17
4. Padden, Pittsburgh	16
Warner, New York	16

Losses

1. Donahue, St. Louis	35
2. Hart, St. Louis	27
3. McJames, Washington	23
Killen, Pittsburgh	23
5. Three with	20

Strikeouts

1. McJames, Washington	156
Seymour, New York	156
3. Corbett, Baltimore	149
4. Rusie, New York	135
5. Nichols, Boston	127

Lowest OOBP

1. Nichols, Boston	.291
2. Rusie, New York	.308
3. Cuppy, Cleveland	.314
4. Young, Cleveland	.318
5. Nops, Baltimore	.319

Assists

Werden, Louisville	120
Tenney, Boston	81
Doyle, Baltimore	75

Reitz, Baltimore	449
Lowe, Boston	404
Padden, Pittsburgh	402

Collins, Boston	303
Clingman, Louisville	273
Hartman, St. Louis	255

M. Cross, St. Louis	516
Ely, Pittsburgh	451
Davis, New York	438

Sacrifice Hits

1. McCreery, Louisville-NY	30
2. Tenney, Boston	27
3. Hoy, Cincinnati	23
4. Shindle, Brooklyn	21
D. Miller, Cincinnati	21

Innings

1. Nichols, Boston	368
2. Donahue, St. Louis	348
3. Griffith, Chicago	343.2
4. Kennedy, Brooklyn	343.1
5. Mercer, Washington	342

Winning Percentage (25 decisions)

1. Klobedanz, Boston	.788
2. Nops, Baltimore	.769
3. Corbett, Baltimore	.750
4. Nichols, Boston	.738
5. Rusie, New York	.737

Lowest OBA

1. Seymour, New York	.238
2. Rusie, New York	.254
3. Nichols, Boston	.256
4. Hill, St. Louis	.268
5. Corbett, Baltimore	.269

Fielding Average

Tebeau, Cleveland	.994
Tenney, Boston	.988
Werden, Louisville	.9842

Reitz, Baltimore	.962
Lowe, Boston	.952
Hallman, Philadelphia-StL	.945

Clingman, Louisville	.947
C. Irwin, Cincinnati	.940
Wallace, Cleveland	.928

Jennings, Baltimore	.933
Ely, Pittsburgh	.927
Davis New York	.926

Putouts		Assists		Fielding Average	
RF					
F. Jones, Brooklyn	233	Jimmy Ryan, Chicago	28	Keeler, Baltimore	.970
Keeler, Baltimore	217	McCreery, Louis-New York	23	Donovan, Pittsburgh	.949
Jimmy Ryan, Chicago	211	F. Jones, Brooklyn	22	Turner, St. Louis	.9455
CF					
Hoy, Cincinnati	359	Van Haltren, New York	31	Brodie, Pittsburgh	.983
Griffin, Brooklyn	353	Harley, St. Louis	19	Hamilton, Philadelphia	.962
Cooley, Philadelphia	322	T. Brown, Washington	17	Cooley, Philadelphia	.960
		Lange, Chicago	17		
LF					
Selbach, Washington	305	Delahanty, Philadelphia	23	Duffy, Boston	.975
F. Clarke, Louisville	285	E. Smith, Pittsburgh	19	Delahanty, Philadelphia	.970
Duffy, Boston	266	F. Clarke, Louisville	18	Kelley, Baltimore	.959
Delahanty, Philadelphia	266	Burkett, Cleveland	18		
C					
Warner, New York	513	Warner, New York	127	Peitz, Cincinnati	.979
Bergen, Boston	351	B. Wilson, Louisville	113	Zimmer, Cleveland	.976
B. Wilson, Louisville	338	Grim, Brooklyn	98	Bergen, Boston	.963
P					
Fraser, Louisville	35	Seymour, New York	100	R. Donahue, St. Louis	.976
Nichols, Boston	29	R. Donahue, St. Louis	97	Fifield, Philadelphia	.9683
Cunningham, Louisville	27	Taylor, Philadelphia	89	Nichols, Boston	.9681
Double Plays		Errors		TC/Game	
1B					
LaChance, Brooklyn	76	LaChance, Brooklyn	30	Werden, Louisville	11.1
Doyle, Baltimore	72	Anson, Chicago	25	LaChance, Brooklyn	11.0
Werden, Louisville	72	Doyle, Baltimore	25	Doyle, Baltimore	10.6
2B					
Reitz, Baltimore	62	Gleason, New York	53	Childs, Cleveland	6.5
Hallman, Philadelphia-StL	45	Padden, Pittsburgh	48	Padden, Pittsburgh	6.1
Gleason, New York	43	Childs, Cleveland	42	Reitz, Baltimore	5.92
J. O'Brien, Washington	43				
3B					
Collins, Boston	20	Hartman, St. Louis	64	Collins, Boston	4.20
C. Irwin, Cincinnati	19	Joyce, New York	64	Clingman, Louisville	4.16
C. Reilly, Washington	17	Collins, Boston	47	C. Reilly, Washington	4.1
Joyce, New York	17				
SS					
Davis, New York	67	Demontreville, Washington	78	Jennings, Baltimore	7.03
Jennings, Baltimore	54	Stafford, NY- Louisville	77	M. Cross, St. Louis	6.97
Dahlen, Chicago	48	M. Cross, St. Louis	75	Demontreville, Washington	6.9
RF					
F. Jones, Brooklyn	8	McCreery, Louis-New York	31	F. Jones, Brooklyn	2.01
Jimmy Ryan, Chicago	7	Dusty Miller, Cincinnati	17	Dusty Miller, Cincinnati	2.00
Donovan, Pittsburgh	5	Sockalexis, Cleveland	16	Jimmy Ryan, Chicago	1.9
		F. Jones, Brooklyn	16		
CF					
Griffin, Brooklyn	6	Hoy, Cincinnati	26	Hoy, Cincinnati	3.1
Cooley, Philadelphia	6	Harley, St. Louis	23	Griffin, Brooklyn	2.9
T. Brown, Washington	5	T. Brown, Washington	21	Cooley, Philadelphia	2.7
Hoy, Cincinnati	5				

THE ANNUAL RECORD

Double Plays		Errors		TC/Game	
LF					
Burke, Cincinnati	4	E. Smith, Pittsburgh	28	Selbach, Washington	2.7
Burkett, Cleveland	3	F. Clarke, Louisville	24	Burke, Cincinnati	2.6
Kelley, Baltimore	3	Lally, St. Louis	24	F. Clarke, Louisville	2.5
C					
Warner, New York	17	Warner, New York	32	Warner, New York	6.1
Zimmer, Cleveland	10	B. Wilson, Louisville	29	McGuire, Washington	5.5
Farrell, Washington	10	Sugden, Pittsburgh	25	Bergen, Boston	5.1
Passed Ball Leaders: B. Wilson, Louisville (34); Bowerman, Baltimore (21); Bergen, Boston (20); Warner, New York (20)					
P					
Friend, Chicago	6	Seymour, New York	20	Seymour, New York	4.1
Fraser, Louisville	5	Taylor, Philadelphia	16	Fraser, Louisville	3.7
Seymour, New York	5	Corbett, Baltimore	16	Cunningham, Louisville	3.1

BOSTON**Frank Selee**

South End Grounds II

	G	AB	H	R	2B	3B	HR	RBI	BB	SB	HBP	SH	BA	SA	OBP
1B Fred Tenney	132	566	180	125	24	3	1	85	49	34	4	27	.318	.376	.376
LF Hugh Duffy	134	550	187	130	25	10	11	129	52	41	6	13	.340	.482	.304
3B Jimmy Collins	134	529	183	103	28	13	6	132	41	14	7	8	.346	.482	.400
CF Billy Hamilton	127	507	174	152	17	5	3	61	105	66	6	4	.343	.414	.461
2B Bobby Lowe	123	499	154	87	24	8	5	106	32	16	4	13	.309	.419	.355
RF Chick Stahl	114	469	166	112	30	13	4	97	38	18	3	5	.354	.499	.406
SS Herman Long	107	450	145	89	33	7	3	69	23	22	2	17	.322	.444	.358
C Marty Bergen	87	327	81	47	11	3	2	45	18	5	4	2	.248	.318	.295
P Jack Stivetts	61	199	73	41	9	9	2	37	15	2	2	1	.367	.533	.417
P Fred Klobedanz	48	148	48	29	8	5	1	20	5	1	4	3	.324	.466	.363
P Kid Nichols	46	147	39	20	5	0	3	28	7	4	4	2	.265	.361	.316
Sub Bob Allen	34	119	38	33	5	0	1	24	18	1	0	3	.319	.387	.409
P Ted Lewis	38	113	28	15	0	1	0	8	6	3	0	7	.248	.265	.286
Sub Charlie Ganzel	30	105	28	15	4	3	0	14	4	2	1	3	.267	.362	.300
Sub George Yeager	30	95	23	20	2	3	2	15	7	2	0	3	.242	.389	.294
Sub Fred Lake	19	62	15	2	4	0	0	5	1	2	0	2	.242	.306	.274
P Jim Sullivan	13	33	6	3	0	0	0	3	0	0	0	1	.182	.182	.182
Sub Tommy Tucker (1)	4	14	3	0	2	0	0	4	2	0	0	0	.214	.357	.313
P Piano Legs Hickman	2	3	2	1	0	0	1	2	0	0	0	0	.667	1.667	.667
Sub Mike Mahoney	2	2	1	1	0	0	0	1	0	0	0	0	.500	.500	.500
	135	4937	1574	1025	230	83	45	885	423	233	47	114	.319	.426	.378

1B—Tenney 128, Tucker 4, Ganzel 2, Stivetts 2

2B—Lowe 123, Duffy 6, Yeager 4, Stivetts 2, Allen 1

SS—Long 107, Allen 32, Duffy 2

3B—Collins 134, Yeager 1

OF—Duffy 129, Hamilton 126, Stahl 111, Stivetts 29, Yeager 10, Tenney 4, Klobedanz 2, Long 1, Bergen 1, Allen 1

C—Bergen 85, Ganzel 27, Lake 18, Yeager 13, Mahoney 1, Allen 1

P—Nichols 46, Klobedanz 38, Lewis 38, Stivetts 18, Sullivan 13, Hickman 2, Mahoney 1

	Pos	G	TC	PO	A	DP	E	PB	FA
Collins	3B	134	564	214	303	20	47	—	.917
Duffy	LF	129	285	266	12	2	7	—	.975
Tenney	1B	128	1345	1248	81	69	16	—	.988

	Pos	G	TC	PO	A	DP	E	PB	FA
Hamilton	CF	126	318	296	10	0	12	—	.962
Lowe	2B	123	708	270	404	33	34	—	.952
Stahl	RF	111	195	164	17	4	14	—	.928
Long	SS	107	693	274	353	40	66	—	.905
Bergen	C	85	433	351	66	4	16	20	.963
Nichols	P	46	94	29	62	1	3	—	.968
Klobedanz	P	38	57	8	47	4	2	—	.965
Lewis	P	38	55	6	46	1	3	—	.945
Allen	SS	32	211	78	117	12	16	—	.924
Stivetts	RF@	29	54	47	3	1	4	—	.926
"	P	18	41	3	36	0	2	—	.951
Ganzel	C	27	137	103	26	1	8	3	.942
Lake	C	18	66	49	15	0	2	4	.970
Yeager	C	13	66	54	10	0	2	4	.970
"	RF@	10	18	15	2	0	1	—	.944
Sullivan	P	13	22	4	16	1	2	—	.909
		135	5526	3579	1675	80	272	31	.951

	G	IP	H	GS	CG	W	L	SO	BB	Sh	Sv	ERA	HB	WP	HR
Kid Nichols	46	368	362	40	37	31	11	127	68	2	3	2.64	3	6	9
Fred Klobedanz	38	309.1	344	37	30	26	7	92	125	2	0	4.60	23	7	13
Ted Lewis	38	290	316	34	30	21	12	65	125	2	1	3.85	10	8	11
Jack Stivetts	18	129.1	147	15	10	11	4	27	43	0	0	3.41	5	2	5
Jim Sullivan	13	89	91	9	8	4	5	17	26	1	2	3.94	2	2	1
Piano Legs Hickman	2	7.2	10	0	0	0	0	0	5	0	1	5.87	0	0	0
Mike Mahoney	1	1	3	0	0	0	0	1	1	0	0	18.00	0	0	0
* One combined shutout on Sept. 22: Stivetts 5 innings, Sullivan 2 innings															
		1194.1	1273	135	115	93	39	329	393	8	7	3.65	43	25	39

BALTIMORE

Ned Hanlon

Union Park

	G	AB	H	R	2B	3B	HR	RBI	BB	SB	HBP	SH	BA	SA	OBP	
RF Willie Keeler	129	564	239	145	27	19	0	74	35	64	7	12	.424	.539	.464	
CF Jake Stenzel	131	536	189	113	43	7	4	116	36	69	10	3	.353	.481	.404	
LF Joe Kelley	131	505	183	113	31	9	5	118	70	44	7	9	.362	.489	.447	
2B Heinie Reitz	128	477	138	76	15	6	2	84	50	23	11	6	.289	.358	.370	
1B Jack Doyle	114	460	163	91	29	4	2	87	29	62	1	2	.354	.448	.394	
SS Hughie Jennings	117	439	156	133	26	9	2	79	42	60	46	17	.355	.469	.463	
3B John McGraw	106	391	127	90	15	3	0	48	99	44	9	8	.325	.379	.471	
Sub Joe Quinn	75	285	74	33	11	4	1	45	13	12	3	3	.260	.337	.299	
C Boileryard Clarke	64	241	65	32	7	1	1	38	9	5	9	0	.270	.320	.320	
C Wilbert Robinson	48	181	57	25	9	0	0	23	8	0	1	1	.315	.365	.347	
P Joe Corbett	42	150	37	27	6	1	0	22	4	4	1	1	.247	.300	.271	
Sub Tom O'Brien	50	147	37	25	6	0	0	32	20	7	2	2	.252	.293	.349	
P Bill Hoffer	42	139	33	20	8	1	1	16	6	2	2	2	.237	.331	.279	
Sub Mike Bowerman	38	130	41	16	5	0	1	21	1	3	2	1	.315	.377	.331	
P Jerry Nops	30	92	18	7	2	2	0	7	3	0	1	2	.196	.261	.229	
P Arlie Pond	33	90	22	16	3	0	0	6	11	2	1	3	.244	.278	.333	
P Doc Amole	11	28	3	1	0	0	0	5	1	0	2	0	.107	.107	.194	
P George Blackburn	5	13	1	1	0	0	0	0	0	0	0	0	.077	.077	.077	
P Al Maul (2)	2	3	1	0	0	0	0	0	0	0	0	0	.333	.333	.333	
P Dick Cogan	1	1	0	0	0	0	0	0	0	0	0	0	.000	.000	.000	
		136	4872	1584	964	243	66	19	821	437	401	115	72	.325	.414	.394

THE ANNUAL RECORD

1B—Doyle 114, O'Brien 25, Clarke 4, Quinn 2
 2B—Reitz 128, Quinn 11
 SS—Jennings 116, Quinn 21, Kelley 3, Corbett 1
 3B—McGraw 105, Quinn 37, Kelley 2
 OF—Stenzel 131, Kelley 130, Keeler 129, O'Brien 24, Quinn 6, Hoffer 4, Pond 1, Corbett 1
 C—Clarke 59, Robinson 48, Bowerman 36
 P—Hoffer 38, Corbett 37, Pond 32, Nops 30, Amole 11, Blackburn 5, Maul 2, Cogan 1

	Pos	G	TC	PO	A	DP	E	PB	FA
Stenzel	CF	131	296	264	12	2	20	—	.932
Kelley	LF	130	266	240	15	3	11	—	.959
Keeler	RF	129	236	217	12	2	7	—	.970
Reitz	2B	128	758	280	449	62	29	—	.962
Jennings	SS	116	815	335	425	54	55	—	.933
Doyle	1B	114	1205	1105	75	72	25	—	.979
McGraw	3B	105	332	112	182	16	38	—	.886
Clarke	C	59	244	191	38	2	15	8	.939
Robinson	C	48	228	184	36	2	8	10	.965
Hoffer	P	38	90	22	64	4	4	—	.956
Quinn	3B	37	129	41	81	6	7	—	.946
"	SS	21	116	56	57	10	3		.974
"	2B	11	64	24	4	36	3		.938
Corbett	P	37	113	21	76	1	16	—	.858
Bowerman	C	36	194	155	29	1	10	21	.948
Pond	P	32	74	16	52	2	6	—	.919
Nops	P	30	52	10	38	0	4	—	.923
O'Brien	1B	25	221	205	9	7	7	—	.968
"	RF@	24	46	38	6	2	2		.957
Amole	P	11	24	2	19	0	3	—	.875
		136	5595	3587	1731	110	277	39	.950

	G	IP	H	GS	CG	W	L	SO	BB	Sh	Sv	ERA	HB	WP	HR
Joe Corbett	37	313	330	37	34	24	8	149	115	1	0	3.11	21	13	2
Bill Hoffer	38	303.1	350	33	29	22	11	62	104	1	0	4.30	17	4	5
Arlie Pond	32	248	267	28	23	18	9	59	72	0	0	3.54	15	4	4
Jerry Nops	30	220.2	235	25	23	20	6	69	52	1	0	2.81	9	4	5
Doc Amole	11	70	67	7	6	4	4	19	17	0	0	2.57	6	2	0
George Blackburn	5	33	34	4	3	2	2	1	12	0	0	6.82	1	0	2
Al Maul (2)	2	7.2	9	2	0	0	0	2	8	0	0	7.04	4	0	0
Dick Cogan	1	2	4	0	0	0	0	0	2	0	0	13.50	1	1	0
		1197.2	1276	136	118	90	40	361	382	3	0	3.55	74	28	18

NEW YORK

Bill Joyce
 Polo Grounds III

	G	AB	H	R	2B	3B	HR	RBI	BB	SB	HBP	SH	BA	SA	OBP
CF George Van Haltren	130	566	186	119	22	9	3	64	42	50	1	6	.329	.415	.376
2B Kid Gleason	132	543	172	86	16	4	1	106	27	44	3	5	.317	.366	.353
RF Mike Tiernan	128	532	174	123	29	10	5	72	61	40	1	1	.327	.447	.397
SS George Davis	131	521	184	112	31	10	10	136	43	65	7	5	.353	.509	.410
1B Bill Clark	116	431	122	63	17	12	1	75	37	18	9	4	.283	.385	.352
C Jack Warner	111	400	109	50	6	3	2	51	26	8	16	4	.273	.318	.342
3B Billy Joyce	110	389	118	111	15	13	3	64	81	35	17	5	.303	.432	.444
LF Ducky Holmes (2)	80	310	82	52	8	6	1	45	18	30	4	6	.265	.339	.313
Sub Tom McCreery (2)	49	177	53	36	8	5	1	28	22	15	1	6*	.299	.418	.380

	G	AB	H	R	2B	3B	HR	RBI	BB	SB	HBP	SH	BA	SA	OBP
Sub Parke Wilson	47	158	47	29	9	3	0	23	15	6	1	0	.297	.392	.362
P Amos Rusie	40	144	40	25	1	3	0	22	3	1	1	0	.278	.326	.297
P Jouett Meekin	42	137	41	22	6	1	0	10	5	3	1	0	.299	.358	.329
P Cy Seymour	45	141	34	13	5	1	2	14	4	3	0	1	.241	.333	.262
Sub Jim Donnelly (2)	23	85	16	19	3	0	0	11	9	6	0	1	.188	.224	.266
P Charlie Gettig	22	75	15	8	6	0	0	12	6	3	2	0	.200	.280	.277
Sub Jake Beckley (1)	17	68	17	8	2	3	1	11	2	2	3	0	.250	.412	.301
P Mike Sullivan	23	66	18	6	1	0	0	8	2	0	0	0	.273	.288	.294
P Ed Doheny	10	35	7	5	1	0	0	0	1	2	0	0	.200	.229	.222
Sub Walt Wilmot	11	34	9	8	2	0	1	4	2	1	0	1	.265	.412	.307
Sub General Stafford (1)	7	23	2	0	0	0	0	3	3	0	0	0	.087	.087	.192
P Dad Clarke (1)	7	18	3	4	0	0	0	1	1	0	0	0	.167	.167	.211
Sub Dave Zearfoss	5	10	3	1	0	1	0	0	0	0	0	0	.300	.500	.300
Sub Yale Murphy	5	8	0	1	0	0	0	1	2	0	0	0	.000	.000	.200
	138	4871	1452	901	188	84	31	761	412	332	67	45	.298	.390	.361

1B—Clark 107, Beckley 17, Wilson 11, Joyce 2, Clarke 1

2B—Gleason 130, Gettig 6, McCreery 3, Murphy 2, Wilson 1

SS—Davis 131, Gleason 3, Gettig 3, Murphy 3, Stafford 2, Holmes 1

3B—Joyce 107, Donnelly 23, Gettig 7, Clark 1

OF—Van Haltren 130, Tiernan 128, Holmes 78, McCreery 45, Wilmot 9, Clark 7, Seymour 6, Stafford 5, Wilson 4, Gettig 3

C—Warner 111, Wilson 30, Zearfoss 5

P—Seymour 39, Rusie 38, Meekin 37, Sullivan 23, Doheny 10, Clarke 6, Gettig 3

	Pos	G	TC	PO	A	DP	E	PB	FA
Davis	SS	131	839	339	438	67	62	—	.926
Gleason	2B	130	761	312	396	43	53	—	.930
Van Haltren	CF	130	322	271	31	4	20	—	.938
Tiernan	RF	128	203	178	11	2	14	—	.931
Warner	C	111	682	523	127	17	32	20	.953
Clark	1B	107	1120	1038	64	69	18	—	.984
Joyce	3B	107	429	166	199	17	64	—	.851
Holmes	LF	78	137	115	9	2	13	—	.905
McCreery	LF@	45	70	53	10	1	7*	—	.900
Rusie	P	38	104	19	77	3	8	—	.923
Meekin	P	37	81	14	56	2	11	—	.864
Seymour	P	33	136	16	100	5	20	—	.853
Wilson	C	30	154	123	20	3	11	11	.929
"	1B	11	99	92	5	6	2	—	.980
Donnelly	3B	23	61	18	35	2	8	—	.869
Sullivan	P	23	49	4	39	2	6	—	.878
Beckley	1B	17	186	166	15	12	5	—	.973
Doheny	P	10	39	4	31	3	4	—	.897
		137	5723	3583	1741	109	399	33	.930

	G	IP	H	GS	CG	W	L	SO	BB	Sh	Sv	ERA	HB	WP	HR
Amos Rusie	38	322.1	314	37	35	28	10	135	87	2	0	2.54	10	6	6
Jouett Meekin	37	303.2	328	34	30	20	11	83	99	2	0	3.76	8	15	9
Cy Seymour	38	286.2	257	39	29	18	14	156	168	2	1	3.27	22	12	4
Mike Sullivan	23	148.2	183	16	11	8	7	35	71	1	2	5.09	14	13	6
Ed Doheny	10	85	69	10	10	4	4	37	45	0	0	2.12	8	7	0

THE ANNUAL RECORD

	G	IP	H	GS	CG	W	L	SO	BB	Sh	Sv	ERA	HB	WP	HR
Dad Clarke (1)	6	31	43	4	2	2	1	10	11	0	0	6.10	2	1	1
Charlie Gettig	3	19	23	2	2	1	1	7	9	0	0	5.21	2	2	0
* One combined shutout on July 5: Rusie 7 innings, Sullivan 2 innings															
—2 forfeit Ws: vs Washington on May 3 when Washington, down 4-0 after four innings, was ruled by umpire Lynch to be stalling in the hope the rain would become too heavy to continue; vs Pittsburgh on June 1 when a decision by umpire McDermott on a play at first base in the 6th inning caused manager Donovan to pull his team off the field —															
	1196.1	1217	137	119	83	48	463	490	8	3	3.45	66	56	26	

CINCINNATI
Buck Ewing
 League Park II

	G	AB	H	R	2B	3B	HR	RBI	BB	SB	HBP	SH	BA	SA	OBP
3B Charlie Irwin	134	505	146	89	26	6	0	74	47	27	9	10	.289	.364	.360
CF Dummy Hoy	128	497	145	87	24	6	2	42	54	37	12	23	.292	.376	.375
UT Tommy Corcoran	109	445	128	76	30	5	3	57	13	15	2	12	.288	.398	.311
RF Dusty Miller	119	440	139	83	27	1	4	70	48	29	8	21	.316	.409	.393
LF Eddie Burke	95	387	103	71	17	1	1	41	29	22	6	4	.266	.323	.327
1B Jake Beckley (2)	97	365	126	76	17	9	7	76	18	23	12	4	.345	.499	.395
SS Claude Ritzhey	101	337	95	58	12	4	0	41	42	11	5	13	.282	.341	.370
2B Bid McPhee	81	282	85	45	13	7	1	39	35	9	4	16	.301	.408	.386
C Heinie Peitz	78	266	78	35	11	7	1	44	18	3	1	7	.293	.398	.340
Sub Farmer Vaughn	54	199	58	21	13	5	0	30	2	2	0	4	.291	.407	.299
Sub Bug Holliday	61	195	61	50	9	4	2	20	27	6	1	2	.313	.431	.399
C Pop Schriver	61	178	54	29	12	4	1	30	19	3	1	4	.303	.433	.374
P Ted Breitenstein	41	124	33	16	4	6	0	23	6	5	0	6	.266	.395	.300
P Billy Rhines	41	107	17	4	1	1	0	8	9	0	1	2	.159	.187	.231
P Frank Dwyer	37	94	25	13	1	1	0	10	5	0	1	7	.266	.298	.310
P Red Ehret	34	66	13	6	2	0	0	6	4	2	0	2	.197	.227	.254
P Bill Dammann	16	31	5	4	0	2	0	6	4	0	0	0	.161	.290	.257
P Stub Brown	2	5	0	0	0	0	0	0	0	0	0	0	.000	.000	.000
Sub Buck Ewing	1	1	0	0	0	0	0	0	0	0	1	0	.000	.000	.500
	134	4524	1311	763	219	69	22	617	380	194	65	135	.290	.383	.353

1B—Beckley 97, Vaughn 35, Holliday 3, Ewing 1
 2B—McPhee 81, Corcoran 47, Ritzhey 8, Holliday 3
 SS—Ritzhey 70, Corcoran 63, Holliday 4
 3B—Irwin 134
 OF—Hoy 128, Miller 119, Burke 95, Holliday 42, Ritzhey 22
 C—Peitz 71, Schriver 53, Vaughn 15,
 P—Rhines 41, Breitenstein 40, Dwyer 37, Ehret 34, Dammann 16, Brown 2, Peitz 2

	Pos	G	TC	PO	A	DP	E	PB	FA
Irwin	3B	134	449	186	236	19	27	—	.940
Hoy	CF	128	395	359	10	5	26	—	.934
Miller	RF	119	238	203	18	2	17	—	.929
Beckley	1B	97	894	830	45	56	19	—	.979
Burke	LF	95	250	224	11	4	15	—	.940
McPhee	2B	81	493	209	267	34	17	—	.966
Peitz	C	71	334	260	67	8	7	7	.979
Ritzhey	SS	70	388	144	204	21	40	—	.897
"	RF@	22	43	32	6	1	5	—	.884
Corcoran	SS	63	403	155	213	34	33	—	.913
"	2B	47	291	131	147	17	13	—	.955
Schriver	C	53	197	147	42	3	8	6	.959
Holliday	LF@	42	83	76	2	0	5	—	.940

	Pos	G	TC	PO	A	DP	E	PB	FA
Rhines	P	41	77	16	53	2	8	—	.896
Breitenstein	P	40	84	16	65	3	3	—	.964
Dwyer	P	37	57	11	42	0	4	—	.930
Vaughn	1B	35	364	342	17	19	5		.986
"	C	15	70	51	14	1	5	1	.929
Ehret	P	34	47	12	33	4	2	—	.957
Dammann	P	16	32	4	26	0	2	—	.938
		134	5299	3461	1565	100	273	14	.948

	G	IP	H	GS	CG	W	L	SO	BB	Sh	Sv	ERA	HB	WP	HR
Ted Breitenstein	40	320.1	345	39	32	23	12	98	91	2	0	3.62	9	2	3
Billy Rhines	41	288.2	311	32	26	21	15	65	86	1	0	4.08	17	5	4
Frank Dwyer	37	247.1	315	31	22	18	13	41	56	0	0	3.78	11	4	5
Red Ehret	34	184.1	256	19	11	8	10	43	47	0	2	4.78	13	2	3
Bill Dammann	16	95	122	11	7	6	4	21	37	1	0	4.74	5	3	2
Stub Brown	2	13	17	1	1	0	1	2	8	0	0	4.15	0	0	1
Heinie Peitz	2	8	9	1	1	0	1	0	4	0	0	7.88	2	0	0
		1156.2	1375	134	100	76	56	270	329	4	2	4.09	57	16	18

CLEVELAND

Pat Tebeau

League Park I

	G	AB	H	R	2B	3B	HR	RBI	BB	SB	HBP	SH	BA	SA	OBP
SS Ed McKean	125	523	143	83	21	14	2	78	40	15	4	6	.273	.379	.330
LF Jesse Burkett	128	517	198	129	28	7	2	60	76	28	7	10	.383	.476	.468
3B Bobby Wallace	131	516	173	99	33	21	4	112	48	14	2	14	.335	.504	.394
2B Cupid Childs	114	444	150	105	15	9	1	61	74	25	2	17	.338	.419	.435
1B Pat Tebeau	109	412	110	62	15	9	0	59	30	11	4	9	.267	.347	.323
UT Jack O'Connor	103	397	115	49	21	4	2	69	26	20	3	6	.290	.378	.338
C Chief Zimmer	80	294	93	50	22	3	0	40	25	8	4	5	.316	.412	.378
RF Chief Sockalexis	66	278	94	43	9	8	3	42	18	16	3	4	.338	.460	.385
CF Ollie Pickering (2)	46	182	64	33	5	2	1	22	11	18	1	3	.352	.418	.392
P Cy Young	48	153	34	14	4	3	0	19	2	4	1	3	.222	.288	.237
Sub Lou Criger	39	138	31	15	4	1	0	22	23	5	1	3	.225	.268	.340
Sub Sport McAllister	43	137	30	23	5	1	0	11	12	3	1	4	.219	.270	.287
Sub Harry Blake	32	117	30	17	3	1	1	15	12	5	1	2	.256	.325	.331
P Zeke Wilson	37	116	26	16	0	1	0	9	8	3	0	3	.224	.241	.274
P Jack Powell	28	97	20	10	1	0	0	12	6	0	1	4	.206	.216	.260
Sub Jimmy McAleer	24	91	20	6	2	0	0	10	7	4	1	1	.220	.242	.283
P Nig Cuppy	21	55	8	5	0	1	0	3	5	0	0	1	.145	.182	.217
Sub Ira Belden	8	30	8	5	0	2	0	4	2	0	1	2	.267	.400	.320
P Mike McDermott (1)	9	25	8	0	0	1	0	5	0	0	0	0	.320	.400	.320
P Henry Clarke	7	25	7	3	0	0	0	3	2	0	0	0	.280	.280	.333
Sub Dale Gear	7	24	4	3	1	0	0	2	3	2	1	0	.167	.208	.286
Sub Fred Cooke	5	17	5	2	2	0	0	3	3	0	0	1	.294	.412	.400
P Charlie Brown	4	11	3	1	1	0	0	1	0	0	0	0	.273	.364	.273
P John Pappalau	2	5	0	0	0	0	0	1	2	0	0	0	.000	.000	.286
		132	4604	1374	773	192	88	16	663	435	181	38	.298	.389	.364

1B—Tebeau 92, O'Connor 36, McAllister 3, Criger 2, Young 2, Wilson 1

2B—Childs 114, Tebeau 18, McAllister 1, Pickering 1

SS—McKean 125, McAllister 4, Tebeau 1

3B—Wallace 130, Tebeau 2

THE ANNUAL RECORD

OF—Burkett 127, Sockalexis 66, O'Connor 52, Pickering 46, Blake 32, McAllister 28, McAleer 24, Belden 8, Gear 6, Cooke 5, Clarke 2, Powell 1, Wallace 1, Wilson 1
 C—Zimmer 80, Criger 37, O'Connor 13, McAllister 2
 P—Young 46, Wilson 34, Powell 27, Cuppy 19, McDermott 9, Clarke 5, McAllister 4, Brown 4, Pappalau 2

	Pos	G	TC	PO	A	DP	E	PB	FA
Wallace	3B	130	473	190	249	10	34	—	.928
Burkett	LF	127	257	226	18	3	13	—	.949
McKean	SS	125	664	226	385	36	53	—	.920
Childs	2B	114	745	319	384	42	42	—	.944
Tebeau	1B	92	962	912	44	47	6		.994
"	2B	18	91	33	53	2	5		.945
Zimmer	C	80	368	278	81	10	9	8	.976
Sockalexis	RF	66	143	117	10	3	16	—	.888
O'Connor	OF@	52	102	93	3	0	6		.941
"	1B	36	364	349	8	10	7		.981
"	C	13	50	35	12	0	3	5	.940
Pickering	CF	46	121	110	5	1	6	—	.950
Young	P	46	113	16	88	0	9	—	.920
Criger	C	37	175	129	35	1	11	3	.937
Wilson	P	34	82	19	59	2	4	—	.951
Blake	OF@	32	91	87	3	2	1	—	.989
McAllister	OF@	28	47	40	2	0	5	1	.894
Powell	P	27	56	7	45	2	4	—	.929
McAleer	OF@	24	57	51	3	0	3	—	.947
Cuppy	P	19	35	1	32	0	2	—	.943
		132	5199	3355	1583	74	261	17	.950

	G	IP	H	GS	CG	W	L	SO	BB	Sh	Sv	ERA	HB	WP	HR
Cy Young #	46	335.2	391	38	35	21	19	88	49	2	0	3.78	9	14	7
Zeke Wilson	34	263.2	323	30	26	16	11	69	83	1	0	4.16	9	6	9
Jack Powell	27	225	245	26	24	15	10	61	62	2	0	3.16	9	3	2
Nig Cuppy	19	138	150	17	13	10	6	23	26	1	0	3.21	5	2	4
Mike McDermott (1)	9	62	75	7	4	4	5	12	25	0	0	4.50	3	3	2
Henry Clarke	5	30.2	32	4	3	0	4	3	12	0	0	6.16	3	0	4
Sport McAllister	4	28	29	3	3	1	2	10	9	0	0	4.50	0	0	2
Charlie Brown	4	24.1	30	4	2	1	2	8	17	0	0	7.77	5	1	2
John Pappalau	2	12	22	1	1	0	1	3	6	0	0	10.50	2	1	0
		1119.1	1297	130	111	68	60	277	289	6	0	3.95	45	30	32

No-hit game 6-0 vs Cincinnati, September 18

BROOKLYN

Billy Barnie

Eastern Park

	G	AB	H	R	2B	3B	HR	RBI	BB	SB	HBP	SH	BA	SA	OBP
RF Fielder Jones	135	548	172	134	15	10	1	49	61	48	9	13	.314	.383	.392
3B Billy Shindle	134	542	154	83	32	6	4	105	35	23	7	21	.284	.387	.336
CF Mike Griffin	134	534	169	136	25	11	2	56	81	16	10	12	.316	.416	.416
1B Candy LaChance	126	520	160	86	28	16	4	90	15	26	5	8	.308	.446	.333

	G	AB	H	R	2B	3B	HR	RBI	BB	SB	HBP	SH	BA	SA	OBP
LF John Anderson	117	492	160	93	28	12	4	85	17	29	7	11	.325	.455	.357
SS Germany Smith	112	428	86	47	17	3	0	29	14	1	4	7	.201	.255	.233
C John Grim	80	290	72	26	10	1	0	25	1	3	3	8	.248	.290	.259
2B George Shoch	85	284	79	42	9	2	0	38	49	6	5	12	.278	.324	.393
2B Jim Canavan	63	240	52	25	9	3	2	34	26	9	2	1	.217	.304	.299
Sub Aleck Smith	66	237	71	36	13	1	1	39	4	12	2	6	.300	.376	.317
P Bill Kennedy	45	147	40	10	4	3	1	18	3	0	0	2	.272	.361	.287
P Jack Dunn	36	131	29	20	4	0	0	17	4	2	0	4	.221	.252	.244
P Harley Payne	41	110	26	13	0	1	0	11	8	0	0	3	.236	.255	.288
Sub Buster Burrell	33	103	25	15	2	0	2	18	10	1	0	2	.243	.320	.310
P Chauncey Fisher	20	59	12	7	0	1	0	8	6	0	0	1	.203	.237	.277
Sub Jimmy Sheckard	13	49	14	12	3	2	3	14	6	5	0	0	.286	.612	.364
P Dan Daub	19	49	11	11	3	0	0	4	9	2	1	2	.224	.286	.356
P Sadie McMahon	9	25	5	2	0	0	0	2	1	0	0	0	.200	.200	.231
Sub Jimmy Hannifan	10	20	5	4	0	0	0	2	1	4	3	2	.250	.250	.375
P John Brown	1	2	1	0	0	0	0	0	0	0	0	0	.500	.500	.500
	136	4810	1343	802	202	72	24	644	351	187	58	115	.279	.366	.336

1B—LaChance 126, A. Smith 6, Burrell 4, Anderson 3

2B—Shoch 68, Canavan 63, Dunn 4, Hannifan 2

SS—G. Smith 112, Shoch 13, Sheckard 11, Dunn 1

3B—Shindle 134, Dunn 3

OF—Jones 135, Griffin 134, Anderson 115, A. Smith 18, Shoch 4, Hannifan 3, Dunn 3, Sheckard 2, Payne 1

C—Grim 77, A. Smith 43, Burrell 27

P—Kennedy 44, Payne 40, Dunn 25, Fisher 20, Daub 19, McMahon 9, Brown 1

	Pos	G	TC	PO	A	DP	E	PB	FA
Jones	RF	135	271	233	22	8	16	—	.941
Shindle	3B	134	471	185	241	13	45	—	.904
Griffin	CF	134	383	353	13	6	17	—	.956
LaChance	1B	126	1383	1289	64	76	30	—	.978
Anderson	LF	115	282	253	11	2	18	—	.936
G. Smith	SS	112	661	201	399	36	61	—	.908
Grim	C	77	358	241	98	8	19	15	.947
Shoch	2B	68	455	188	240	25	27	—	.941
"	SS	13	92	39	41	5	12	—	.870
Canavan	2B	63	351	157	162	18	32	—	.909
Kennedy	P	44	105	14	87	4	4	—	.962
A. Smith	C	43	175	111	47	7	17	12	.903
"	OF@	18	33	27	4	1	2	—	.939
Payne	P	40	84	11	68	1	5	—	.940
Burrell	C	27	112	77	22	0	13	1	.884
Dunn	P	25	79	17	55	2	7	—	.911
Fisher	P	20	30	4	26	2	0	—	1.000
Daub	P	19	41	5	32	2	4	—	.902
Sheckard	SS	11	77	17	41	5	19	—	.753
		136	5666	3581	1721	99	364	28	.936

	G	IP	H	GS	CG	W	L	SO	BB	Sh	Sv	ERA	HB	WP	HR
Bill Kennedy	44	343.1	370	40	36	18	20	81	149	2	1	3.91	8	14	6
Harley Payne	40	280	350	38	30	14	17	86	71	1	0	4.63	17	7	8
Jack Dunn	25	216.2	251	21	21	14	9	26	66	0	0	4.57	9	2	6
Chauncey Fisher	20	149	184	13	11	9	7	31	43	1	1	4.23	2	1	5
Dan Daub	19	137.2	180	16	11	6	11	19	48	0	0	6.08	10	5	8

THE ANNUAL RECORD

	G	IP	H	GS	CG	W	L	SO	BB	Sh	Sv	ERA	HB	WP	HR
Sadie McMahon	9	63	75	7	5	0	6	13	29	0	0	5.86	3	2	1
John Brown	1	5	7	1	0	0	1	0	4	0	0	7.20	3	1	0
		1194.2	1417	136	114	61	71	256	410	4	2	4.60	52	32	34

WASHINGTON

Gus Schmelz (9-25) Tom Brown (52-46)

Boundary Field

	G	AB	H	R	2B	3B	HR	RBI	BB	SB	HBP	SH	BA	SA	OBP
SS Gene Demontreville	133	566	193	92	27	8	3	93	21	30	1	14	.341	.433	.366
LF Kip Selbach	124	486	152	113	25	16	5	59	80	46	4	6	.313	.461	.414
CF Tom Brown	116	469	137	91	17	2	5	45	52	25	1	8	.292	.369	.364
Sub Zeke Wrigley	104	388	110	65	14	8	3	64	21	5	0	13	.284	.384	.320
1B Tommy Tucker (2)	93	352	119	52	18	5	5	61	27	18	11	3	.338	.460	.403
3B Charlie Reilly	101	351	97	64	18	3	2	60	34	18	11	9	.276	.362	.359
C Deacon McGuire	93	327	112	51	17	7	4	53	21	9	2	1	.343	.474	.386
2B John O'Brien	86	320	78	37	12	2	3	45	19	6	11	3	.244	.322	.309
RF Charlie Abbey	80	300	78	52	14	8	3	34	27	9	4	3	.260	.390	.329
C Duke Farrell	78	261	84	41	9	6	0	53	17	8	1	5	.322	.402	.366
Sub Jake Gettman	36	143	45	28	7	3	3	29	7	8	3	1	.315	.469	.359
P Win Mercer	50	139	44	23	2	5	0	19	6	7	2	4	.317	.403	.354
Sub Ed Cartwright	33	124	29	19	4	0	0	15	8	9	1	0	.234	.266	.286
P Doc McJames	44	124	21	12	1	2	0	13	5	1	0	0	.169	.210	.202
P Cy Swaim	26	71	16	7	1	0	0	9	1	3	0	1	.225	.239	.236
P Silver King	24	57	11	8	2	0	0	7	12	0	0	0	.193	.228	.233
Sub Tom Leahy (2)	19	52	20	12	2	1	0	7	9	6	7	0	.385	.462	.529
P Les German	19	44	15	8	2	0	0	3	3	0	0	1	.341	.386	.383
P Effie Norton	7	18	5	0	2	1	0	2	0	0	0	0	.278	.500	.278
P Roger Bresnahan	6	16	6	1	0	0	0	3	1	0	0	0	.375	.375	.412
Sub Bill Fox	4	14	4	4	0	0	0	0	1	0	0	0	.286	.286	.333
Sub Billy Lush	3	12	0	1	0	0	0	0	2	0	0	0	.000	.000	.143
P Al Maul (1)	1	1	0	0	0	0	0	0	0	0	0	0	.000	.000	.000
P Joe Stanley	1	1	0	0	0	0	0	0	0	0	0	0	.000	.000	.000
	135	4636	1376	781	194	77	36	674	374	208	59	72	.297	.395	.357

1B—Tucker 93, Cartwright 33, McGuire 6, Farrell 1

2B—O'Brien 86, Demontreville 33, Wrigley 9, Leahy 3, Fox 2, German 2

SS—Demontreville 99, Wrigley 33, Fox 2

3B—Reilly 101, Wrigley 30, Leahy 5, German 1

OF—Selbach 124, Brown 115, Abbey 80, Wrigley 36, Gettman 36, Leahy 10, Lush 3, Norton 3, Bresnahan 1

C—McGuire 73, Farrell 63, Leahy 1, Mercer 1

P—Mercer 47, McJames 44, Swaim 26, King 23, German 15, Bresnahan 6, Norton 4, Maul 1, Stanley 1

	Pos	G	TC	PO	A	DP	E	PB	FA
Selbach	LF	124	334	305	14	2	15	—	.955
Brown	CF	115	290	252	17	5	21	—	.928
Reilly	3B	101	412	149	224	17	39	—	.905
DeMontreville	SS	99	684	254	352	47	78	—	.886
"	2B	33	202	86	103	6	13	—	.936
Tucker	1B	93	913	856	42	58	15	—	.984
O'Brien	2B	86	513	223	260	43	30	—	.942
Abbey	RF	80	148	126	14	1	8	—	.946
McGuire	C	73	399	290	88	6	21	15	.947
Farrell	C	63	329	220	91	10	18	8	.945
Mercer	P	47	104	24	66	4	14	—	.865

	Pos	G	TC	PO	A	DP	E	PB	FA
McJames	P	44	86	7	72	1	9	—	.919
Wrigley	CF@	36	61	44	10	4	7	—	.885
"	SS	33	214	75	115	4	28		.888
"	3B	30	115	34	64	4	17		.852
Gettman	RF@	36	53	49	3	0	1	—	.981
Cartwright	1B	33	323	285	26	17	12	—	.963
Swaim	P	26	43	12	25	1	6	—	.860
King	P	23	44	2	40	1	3	—	.955
German	P	15	23	6	16	0	1	—	.957
Leahy	OF@	10	11	6	2	0	3	1	.727
		135	5516	3437	1710	103	369	24	.933

	G	IP	H	GS	CG	W	L	SO	BB	Sh	Sv	ERA	HB	WP	HR
Win Mercer	47	342	403	43	35	21	20	91	104	3	3	3.18	28	10	5
Doc McJames	44	323.2	361	39	33	15	23	156	137	3	2	3.61	21	21	7
Cy Swaim	26	184	219	19	14	9	11	52	59	0	0	4.60	10	7	5
Silver King	23	154	196	19	12	6	9	32	45	0	1	4.79	11	3	7
Les German	15	83.2	117	5	4	3	5	2	33	0	0	5.59	7	1	2
Roger Bresnahan	6	41	52	3	3	4	0	12	10	1	0	3.95	3	0	1
Effie Norton	4	17	31	2	1	2	1	3	11	0	0	6.88	0	1	0
Al Maul (1)	1	2	4	1	0	0	1	0	1	0	0	9.00	0	0	0
Joe Stanley	1	0.2	0	0	0	0	0	0	0	0	0	0.00	0	1	0
—1 forfeit W vs Cleveland on Sept. 8; 1 forfeit L vs New York on May 3—															
	1148	1383	135	102	60	70	348	400	7	6	4.01	80	44	27	

PITTSBURGH

Patsy Donovan
Exposition Park II

	G	AB	H	R	2B	3B	HR	RBI	BB	SB	HBP	SH	BA	SA	OBP
2B Dick Padden	134	517	146	84	16	10	2	58	38	18	16	20	.282	.364	.350
SS Bones Ely	133	516	146	63	20	8	2	74	25	10	1	15	.283	.364	.317
RF Patsy Donovan	120	479	154	82	16	7	0	57	25	34	4	9	.322	.384	.360
LF Elmer Smith	123	467	145	99	19	17	6	54	70	25	7	6	.310	.463	.408
1B Harry Davis	111	429	131	70	10	28	2	63	26	21	10	10	.305	.473	.359
CF Steve Brodie	100	370	108	47	7	12	2	53	25	11	7	8	.292	.392	.348
C Joe Sugden	84	288	64	31	6	4	0	38	18	9	3	13	.222	.271	.275
C Bill Merritt	62	209	55	21	6	1	1	26	9	2	1	6	.263	.316	.297
3B Jesse Hoffmeister	48	188	58	33	6	9	3	36	8	6	0	1	.309	.484	.337
P Jesse Tannehill	56	184	49	22	8	2	0	22	18	4	2	0	.266	.332	.338
3B Jim Donnelly (1)	44	161	31	22	4	0	0	14	16	14	1	3	.193	.217	.270
Sub Denny Lyons	39	131	27	22	6	4	2	17	22	5	6	1	.206	.359	.346
P Pink Hawley	40	130	30	10	3	1	0	9	4	0	2	0	.231	.269	.265
P Frank Killen	42	129	32	16	4	0	1	7	17	2	1	0	.248	.302	.340
Sub Jack Rothfuss	32	115	36	20	3	1	2	18	5	3	2	1	.313	.409	.352
Sub Tom Leahy (1)	24	92	24	10	3	3	0	12	7	3	1	1	.261	.359	.320
P Jim Gardner	27	76	12	13	2	1	1	8	9	3	2	2	.158	.250	.264
P Jim Hughey	25	63	8	4	1	0	0	3	5	0	1	1	.127	.143	.203
P Charlie Hastings	16	43	10	7	0	0	1	6	11	0	0	1	.233	.302	.389
Sub Charlie Kuhns	1	3	0	0	0	0	0	0	1	0	0	0	.000	.000	.250
	135	4590	1266	676	140	108	25	575	379	170	67	98	.276	.370	.337

THE ANNUAL RECORD

1B—Davis 64, Rothfuss 32, Lyons 32, Merritt 7, Sugden 3
 2B—Padden 134, Gardner 1
 3B—Hoffmeister 48, Donnelly 44, Davis 32, Gardner 6, Leahy 6, Lyons 2, Kuhns 1
 SS—Ely 133, Davis 1
 OF—Smith 123, Donovan 120, Brodie 100, Tannehill 33, Davis 14, Leahy 13, Gardner 6
 C—Sugden 81, Merritt 53, Leahy 6
 P—Killen 42, Hawley 40, Hughey 25, Tannehill 21, Hastings 16, Gardner 14

	Pos	G	TC	PO	A	DP	E	PB	FA
Padden	2B	134	819	369	402	36	48	—	.941
Ely	SS	133	819	308	451	41	60	—	.927
Smith	LF	123	292	245	19	1	28	—	.904
Donovan	RF	120	214	186	17	5	11	—	.949
Brodie	CF	100	233	218	11	1	4	—	.983
Sugden	C	81	424	317	82	6	25	10	.941
Davis	1B	64	621	570	29	26	22	—	.965
"	3B	32	126	47	55	2	24	—	.810
"	LF@	14	28	26	1	0	1	—	.964
Merritt	C	53	259	202	43	6	14	8	.946
Hoffmeister	3B	48	149	48	70	7	31	—	.792
Donnelly	3B	44	150	51	87	1	12	—	.920
Killen	P	43	103	17	73	2	13	—	.874
Hawley	P	40	84	11	69	3	4	—	.952
Lyons	1B	35	358	339	15	14	4	—	.989
Tannehill	CF@	33	100	82	8	0	10	—	.900
"	P	21	55	7	45	1	3	—	.945
Rothfuss	1B	32	247	231	12	8	4	—	.984
Hughey	P	25	33	4	26	0	3	—	.909
Hastings	P	16	27	10	17	1	0	—	1.000
Gardner	P	14	26	3	20	0	3	—	.885
Leahy	CF@	13	31	28	1	0	2	5	.935
		135	5386	3453	1587	70	346	23	.936

	G	IP	H	GS	CG	W	L	SO	BB	Sh	Sv	ERA	HB	WP	HR
Frank Killen	42	337.1	417	41	38	17	23	99	76	1	0	4.46	8	5	4
Pink Hawley	40	311.1	362	39	33	18	18	88	94	0	0	4.80	26	5	7
Jim Hughey	25	149.1	193	17	13	6	10	38	45	0	1	5.06	7	7	3
Jesse Tannehill	21	142	172	16	11	9	9	40	24	1	1	4.25	8	2	1
Charlie Hastings	16	118	138	10	9	5	4	42	47	0	0	4.58	7	10	3
Jim Gardner	14	95.1	115	11	8	5	5	35	32	0	0	5.19	9	2	4
—2 forfeit Ls: vs New York on June 1; vs Philadelphia on June 4 after manager Donovan was ejected and "epithets" directed at umpire McDonald following a foul-ball dispute continued—															
		1153.1	1397	134	112	60	71	342	318	2	2	4.67	65	31	22

CHICAGO

Cap Anson
 West Side Park II

	G	AB	H	R	2B	3B	HR	RBI	BB	SB	HBP	SH	BA	SA	OBP
RF Jimmy Ryan	136	520	156	103	33	17	5	85	50	27	7	10	.300	.458	.369
CF Bill Lange	118	479	163	119	24	14	5	83	48	73	5	7	.340	.480	.406
LF George Decker	111	428	124	72	12	7	5	63	24	11	4	9	.290	.386	.333
1B Cap Anson	114	424	121	67	17	3	3	75	60	11	4	9	.285	.361	.379
UT Barry McCormick	101	419	112	87	8	10	2	55	33	44	2	4	.267	.348	.324
3B Bill Everett	92	379	119	67	14	7	5	39	36	26	0	11	.314	.427	.373
UT Nixey Callahan	96	360	105	60	18	6	3	47	10	12	5	8	.292	.400	.320

	G	AB	H	R	2B	3B	HR	RBI	BB	SB	HBP	SH	BA	SA	OBP
2B Jim Connor	77	285	83	40	10	5	3	38	24	10	4	5	.291	.393	.355
SS Bill Dahlen	75	276	80	67	18	8	6	40	43	15	7	13	.290	.478	.399
P/UT Walter Thornton	75	265	85	39	9	6	0	55	30	13	6	4	.321	.400	.402
C Mal Kittridge	79	262	53	25	5	5	1	30	22	9	0	7	.202	.271	.264
C Tim Donahue	58	188	45	28	7	3	0	21	9	3	2	4	.239	.309	.291
P Clark Griffith	46	162	38	28	8	4	0	21	18	2	0	3	.235	.333	.311
Sub Fred Pfeffer	32	114	26	10	0	1	0	11	12	5	3	2	.228	.246	.318
P Danny Friend	25	88	25	12	5	0	0	9	5	1	0	1	.284	.341	.323
P Buttons Briggs	22	81	13	5	0	1	0	5	3	1	0	2	.160	.185	.190
P Roger Denzer	12	39	6	4	1	0	0	1	1	0	0	0	.154	.179	.175
Sub Tom Hernon	4	15	1	2	0	0	0	2	0	1	0	1	.133	.133	.133
P Jim Korwan	5	12	0	0	0	0	0	0	1	0	0	0	.000	.000	.077
P Dave Wright	1	3	1	1	0	0	0	1	1	0	0	0	.333	.333	.500
P Bill Terry	1	3	0	1	0	0	0	0	0	0	0	1	.000	.000	.000
	138	4802	1356	832	189	97	38	681	430	264	49	103	.282	.386	.347

1B—Anson 103, Decker 38, Donahue 1, Griffith 1

2B—Connor 76, Pfeffer 32, Callahan 30, McCormick 1, Decker 1

SS—Dahlen 75, McCormick 46, Callahan 18, Griffith 2, Donahue 2

3B—Everett 83, McCormick 56, Callahan 2, Griffith 1

OF—Ryan 136, Lange 118, Decker 75, Thornton 59, Callahan 21, Everett 8, Hernon 4, Griffith 2, Friend 1

C—Kittridge 79, Donahue 55, Anson 11

P—Griffith 41, Friend 24, Callahan 23, Briggs 22, Thornton 16, Denzer 12, Korwan 5, Terry 1, Wright 1

	Pos	G	TC	PO	A	DP	E	PB	FA
Ryan	RF	136	253	211	28	7	14	—	.945
Lange	CF	118	297	264	17	4	16	—	.946
Anson	1B	103	1020	933	62	67	25	—	.975
"	C	11	51	36	13	2	2	6	.961
Everett	3B	83	308	119	147	9	42	—	.864
Kittridge	C	79	419	324	75	6	20	10	.952
Connor	2B	76	501	176	293	40	32	—	.936
Dahlen	SS	75	544	215	291	48	38	—	.930
Decker	LF	75	134	112	12	1	10	—	.925
"	1B	38	422	394	23	22	5	—	.988
Thornton	OF@	59	105	74	8	0	23	—	.781
"	P	16	37	11	25	1	1	—	.973
McCormick	3B	56	208	62	115	10	31	—	.851
"	SS	46	290	109	153	16	28	—	.903
Donahue	C	55	297	218	64	2	15	13	.949
Griffith	P	41	114	23	85	3	6	—	.947
Pfeffer	2B	32	188	73	93	12	22	—	.883
Callahan	2B	30	171	65	92	10	14	—	.918
"	P	23	66	14	45	4	7	—	.894
"	OF@	21	54	40	8	1	6	—	.889
"	SS	18	93	26	53	9	14	—	.849
Friend	P	24	57	18	32	6	7	—	.877
Briggs	P	22	44	8	35	0	1	—	.977
Denzer	P	12	25	8	17	0	0	—	1.000
		138	5799	3582	1824	111	393	29	.932

	G	IP	H	GS	CG	W	L	SO	BB	Sh	Sv	ERA	HB	WP	HR
Clark Griffith	41	343.2	410	38	38	21	18	102	86	1	1	3.72	17	11	3
Danny Friend	24	203	244	24	23	12	11	58	86	0	0	4.52	17	1	5
Nixey Callahan	23	189.2	221	22	21	12	9	52	55	1	0	4.03	8	6	5

THE ANNUAL RECORD

	G	IP	H	GS	CG	W	L	SO	BB	Sh	Sv	ERA	HB	WP	HR
Buttons Briggs	22	186.2	246	22	21	4	17	60	85	0	0	5.26	9	6	6
Walter Thornton	16	130.1	164	16	15	6	7	55	51	0	0	4.70	6	2	4
Roger Denzer	12	94.2	125	10	8	2	8	17	34	0	0	5.13	2	4	5
Jim Korwan	5	34	47	4	3	1	2	12	28	0	0	5.82	1	1	1
Bill Terry	1	8	11	1	1	0	1	1	6	0	0	10.13	2	0	0
Dave Wright	1	7	17	1	1	1	0	4	2	0	0	15.43	2	1	1
	1197	1485	138	131	59	73	361	433	2	1	4.53	64	32	30	

PHILADELPHIA

George Stallings

Philadelphia Base Ball Grounds II

	G	AB	H	R	2B	3B	HR	RBI	BB	SB	HBP	SH	BA	SA	OBP
CF Dick Cooley	133	566	186	124	14	13	4	40	51	31	2	10	.329	.420	.386
1B Nap Lajoie	126	545	197	107	40	23	9	127	15	20	12	5	.361	.569	.392
LF Ed Delahanty	129	530	200	109	40	15	5	96	60	26	3	5	.377	.538	.444
RF Tommy Dowd (2)	91	391	114	68	14	4	0	43	19	30	0	8	.292	.348	.324
2B Lave Cross	88	344	89	37	17	5	3	51	10	10	1	11	.259	.363	.282
3B Bill Nash	104	337	87	45	20	2	0	39	60	4	2	11	.258	.329	.373
UT Phil Geier	92	316	88	51	6	2	1	35	56	19	3	5	.278	.320	.392
C Jack Boyle	75	288	73	37	9	1	2	36	19	3	3	5	.253	.313	.308
SS Sam Gillen	75	270	70	32	10	3	0	27	35	2	4	10	.259	.319	.353
C Jack Clements	55	185	44	18	4	2	6	36	12	3	6	4	.238	.378	.305
Sub Frank Shugart	40	163	41	20	8	2	5	25	8	5	0	1	.252	.417	.287
P Al Orth	53	152	50	26	7	4	1	17	3	5	0	2	.329	.447	.342
P Jack Taylor	43	139	35	12	6	1	1	17	7	0	0	2	.252	.331	.288
Sub Ed McFarland (2)	38	130	29	18	3	5	1	16	14	2	2	9	.223	.346	.308
Sub Bill Hallman (1)	31	126	33	16	3	0	0	15	8	1	4	4	.262	.286	.326
P George Wheeler	26	79	16	11	7	0	0	0	4	2	0	1	.203	.291	.241
P Jack Fifield	27	77	18	11	3	0	2	6	9	0	0	2	.234	.351	.314
P Davey Dunkle	7	23	4	2	1	0	0	1	2	0	0	1	.174	.217	.240
Sub Sam Thompson	3	13	3	2	0	1	0	3	1	0	0	0	.231	.385	.286
P Kid Carsey (1)	4	13	3	1	0	0	0	1	0	0	0	1	.231	.231	.231
Sub Mike Grady (1)	4	13	2	1	0	0	0	0	1	0	0	0	.154	.154	.214
P Youngy Johnson	5	13	1	0	0	0	0	0	0	0	0	0	.077	.077	.077
Sub Kohly Miller	3	11	2	2	0	0	0	1	2	0	0	0	.182	.182	.308
Sub Ed Abbatichio	3	10	3	0	0	0	0	0	1	0	0	0	.300	.300	.364
Sub George Stallings	2	9	2	1	1	0	0	0	0	0	0	0	.222	.333	.222
P Bob Becker	5	9	1	1	0	0	0	1	2	0	0	0	.111	.111	.273
P Tully Sparks	1	3	0	0	0	0	0	0	0	0	0	0	.000	.000	.000
P Tom Lipp	1	1	1	0	0	0	0	0	0	0	0	0	1.000	1.000	1.000
	134	4756	1392	752	213	83	40	633	399	163	42	97	.293	.398	.353

1B—Lajoie 108, Boyle 24, Cooley 2, Delahanty 1, Stallings 1
 2B—Cross 38, Geier 37, Hallman 31, Dowd 19, Nash 4, Abbatichio 3, Miller 3
 SS—Gillen 69, Shugart 40, Nash 19, Geier 6, Cross 1
 3B—Nash 79, Cross 47, Gillen 6, Lajoie 2, Geier 2
 OF—Cooley 131, Delahanty 129, Dowd 73, Geier 45, Lajoie 19, Orth 6, Thompson 3, Cross 2, Stallings 1, Taylor 1
 C—Boyle 50, Clements 49, McFarland 37, Grady 3
 P—Taylor 40, Orth 36, Fifield 27, Wheeler 26, Dunkle 7, Becker 5, Johnson 5, Carsey 4, Sparks 1, Lipp 1

	Pos	G	TC	PO	A	DP	E	PB	FA
Cooley	CF	131	352	322	16	6	14	—	.960
Delahanty	LF	129	298	266	23	2	9	—	.970
Lajoie	1B	108	1134	1079	37	45	18	—	.984
"	RF@	19	45	37	6	0	2		.956

	Pos	G	TC	PO	A	DP	E	PB	FA
Nash	3B	79	283	114	146	10	23	—	.919
"	SS	19	115	51	51	6	13	—	.887
Dowd	RF	73	136	116	9	3	11	—	.919
"	2B	19	120	47	62	5	11	—	.908
Gillen	SS	69	364	129	197	6	38	—	.896
Boyle	C	50	209	156	45	3	8	6	.962
"	1B	24	223	215	4	7	4	—	.982
Clements	C	49	211	163	40	3	8	7	.962
Cross	3B	47	181	71	94	5	16	—	.912
"	2B	38	195	68	120	10	7	—	.964
Geier	RF@	45	88	71	11	1	6	—	.932
"	2B	37	217	87	118	5	12	—	.945
Shugart	SS	40	266	104	128	15	34	—	.872
Taylor	P	40	117	12	89	2	16	—	.863
McFarland	C	37	163	117	38	1	8	12	.951
Orth	P	36	84	9	69	1	6	—	.929
Hallman	2B	31	166	79	80	10	7	—	.958
Fifield	P	27	63	12	49	1	2	—	.968
Wheeler	P	26	61	10	48	3	3	—	.951
		134	5327	3463	1568	72	296	25	.944

	G	IP	H	GS	CG	W	L	SO	BB	Sh	Sv	ERA	HB	WP	HR
Jack Taylor	40	317.1	376	37	35	16	20	88	76	2	2	4.23	28	16	5
Al Orth	36	282.1	349	34	29	14	19	64	82	2	0	4.62	6	3	12
Jack Fifield	27	210.2	263	26	21	5	18	38	80	0	0	5.51	9	7	8
George Wheeler	26	191	229	19	17	11	10	35	62	0	0	3.96	3	2	3
Davey Dunkle	7	62	72	7	7	5	2	9	23	0	0	3.48	1	2	0
Youngy Johnson	5	29	39	2	1	1	2	7	12	0	0	4.66	2	2	0
Kid Carsey (1)	4	28	35	4	2	2	1	1	16	0	0	5.14	1	0	0
Bob Becker	5	24	32	2	2	0	2	10	7	0	0	5.63	1	1	0
Tully Sparks	1	8	12	1	1	0	1	0	4	0	0	10.13	0	0	0
Tom Lipp	1	3	8	1	0	0	1	1	2	0	0	15.00	0	0	0
—1 forfeit W vs Pittsburgh on June 4; 1 forfeit L vs Cleveland on July 24—															
		1155.1	1415	133	115	54	76	253	364	4	2	4.60	51	33	28

LOUISVILLE

Jim Rogers (17-24) Fred Clarke (35-54)

Eclipse Park II

	G	AB	H	R	2B	3B	HR	RBI	BB	SB	HBP	SH	BA	SA	OBP
LF Fred Clarke	130	526	205	122	30	13	6	67	45	59	25	3	.390	.530	.458
1B Perry Werden	133	512	154	76	21	14	5	83	41	14	12	5	.301	.426	.366
SS General Stafford (2)	113	441	122	68	16	5	7	54	31	15	3	11	.277	.383	.328
3B Billy Clingman	115	403	92	61	14	7	2	47	37	14	5	8	.228	.313	.301
C Bill Wilson	107	389	83	44	12	4	1	41	18	9	5	11	.213	.272	.257
RF Tom McCreery (1)	91	344	96	55	5	6	4	40	40	13	0	24*	.279	.363	.354
Sub Charlie Dexter	76	257	72	43	12	5	2	46	21	12	3	2	.280	.389	.342
CF Ollie Pickering (1)	64	249	62	34	5	2	1	21	26	20	2	5	.249	.297	.325
Sub Honus Wagner	62	242	81	38	18	4	2	39	15	20	1	5	.335	.467	.376
Sub Al Johnson	44	165	40	16	6	1	0	23	13	2	1	1	.242	.291	.302
2B Jim Rogers	42	153	22	22	3	2	2	22	23	4	1	8	.144	.229	.260
Sub Joe Dolan	36	133	28	10	2	2	0	7	8	6	3	0	.211	.256	.271
Sub Doc Nance	35	120	29	25	5	3	3	17	20	3	1	3	.242	.408	.355
P Chick Fraser	36	112	18	10	1	0	2	11	10	2	1	2	.161	.223	.236
P Bert Cunningham	32	97	22	13	0	1	2	10	1	1	1	5	.227	.309	.242
Sub Heinie Smith	21	76	20	7	3	0	1	7	3	1	1	1	.263	.342	.300

THE ANNUAL RECORD

	G	AB	H	R	2B	3B	HR	RBI	BB	SB	HBP	SH	BA	SA	OBP
P Bill Hill	27	74	7	5	0	1	0	4	4	1	0	2	.095	.122	.141
P Bill Magee	22	62	13	4	1	0	0	9	4	0	0	1	.210	.226	.258
Sub Irv Hach	16	51	11	5	2	0	0	3	5	1	3	3	.216	.255	.322
Sub Dick Butler	10	38	7	3	0	0	0	2	0	1	0	1	.184	.184	.184
P George Hemming	10	28	5	5	1	0	0	2	2	0	0	0	.179	.214	.233
P Roy Evans (2)	9	23	3	1	0	0	0	3	2	0	0	0	.130	.130	.200
P Dad Clarke (2)	7	22	5	0	0	0	0	2	0	0	0	0	.227	.227	.227
Sub Win Clark	4	16	3	2	0	0	0	2	1	1	0	0	.188	.188	.235
P Pete Dowling	4	10	2	1	1	0	0	0	0	0	0	0	.200	.300	.200
Sub Frank Martin	2	8	2	1	0	0	0	0	0	0	0	0	.250	.250	.250
P Art Herman	3	6	2	1	1	0	0	1	3	0	0	0	.333	.500	.556
P Bert Miller	4	6	1	0	0	0	0	0	0	0	0	0	.167	.167	.167
P Rube Waddell	2	6	0	0	0	0	0	0	0	0	0	0	.000	.000	.000
P Jim Jones	2	4	1	2	1	0	0	0	1	0	0	0	.250	.500	.400
Sub Tom Delahanty	1	4	1	1	1	0	0	2	0	0	0	0	.250	.500	.250
Sub Ducky Holmes (1)	2	4	0	0	0	0	0	0	1	0	0	0	.000	.000	.200
Sub Ossee Schrecongost	1	3	0	0	0	0	0	0	0	0	0	0	.000	.000	.000
<hr/>															
	136	4587	1209	675	161	70	40	565	375	200	68	101	.264	.355	.328

1B—Werden 133, Rogers 3, Hemming 1
 2B—Rogers 40, Johnson 34, Smith 21, Dolan 18, Hach 9, Wagner 9, Clark 3, Martin 2, Delahanty 7
 SS—Stafford 105, Dolan 18, Johnson 12, Dexter 2, Holmes 1
 3B—Clingman 115, Dexter 14, Hach 7, Clark 1, Wilson 1, Stafford 1
 OF—F. Clarke 129, McCreery 91, Pickering 63, Wagner 53, Nance 35, Dexter 32, Stafford 7, Cunningham 2, Fraser 1
 C—Wilson 105, Dexter 23, Butler 10, Schrecongost 1
 P—Fraser 35, Cunningham 29, Hill 25, Magee 22, Hemming 9, Evans 9, D. Clarke 7, Dowling 4, Miller 4, Herman 3, Waddell 2, Jones 1

	Pos	G	TC	PO	A	DP	E	PB	FA
Werden	1B	133	1479	1335	120	72	24	—	.984
F. Clarke	LF	129	327	285	18	0	24	—	.927
Clingman	3B	115	476	178	273	16	25	—	.947
Stafford	SS	105	633	203	358	35	72	—	.886
Wilson	C	105	486	341	116	7	29	34	.940
McCreery	RF	91	170	133	13	2	24*	—	.859
Pickering	CF	63	160	135	15	2	10	—	.938
Wagner	CF@	53	136	107	17	5	12	—	.912
Rogers	2B	40	226	88	122	12	16	—	.932
Fraser	P	36	132	35	85	5	12	—	.907
Nance	CF@	35	69	60	8	4	1	—	.986
Johnson	2B	34	186	71	93	8	22	—	.882
"	SS	12	60	28	27	7	5		.917
Dexter	RF@	32	54	40	9	3	5		.907
"	C	23	98	65	23	2	10	9	.898
"	3B	14	64	22	31	1	11		.828
Cunningham	P	30	92	27	58	0	7	—	.924
Hill	P	27	79	14	53	1	12	—	.848
Magee	P	23	53	4	42	1	7	—	.868
Smith	2B	21	111	46	57	8	8	—	.928
Dolan	2B	18	117	42	65	9	10	—	.915
"	SS	18	106	42	48	5	16		.849
Butler	C	10	44	25	11	0	8	2	.818
<hr/>									
		134	5662	3458	1805	87	399	46	.930

	G	IP	H	GS	CG	W	L	SO	BB	Sh	Sv	ERA	HB	WP	HR
Chick Fraser	36	294.1	334	34	32	15	19	70	139	0	0	4.04	22	22	11
Bert Cunningham	30	242.2	294	28	26	14	13	49	72	0	0	4.15	16	7	3
Bill Hill	27	199	209	26	20	7	17	55	69	1	0	3.62	17	4	6
Bill Magee	23	156.1	187	17	13	4	14	44	101	1	0	5.41	10	6	6
George Hemming	9	67	80	8	7	3	4	7	25	0	0	5.10	1	1	5
Roy Evans (2)	9	59.1	66	8	6	5	4	20	24	0	0	4.10	8	1	4
Dad Clarke (2)	7	54.2	44	6	6	2	4	7	10	0	0	3.95	2	2	2
Pete Dowling	4	26	39	4	2	1	2	3	8	0	0	5.88	6	1	0
Art Herman	3	18	23	2	1	0	1	4	5	0	0	4.00	0	0	1
Bert Miller	4	17	32	1	1	0	1	3	3	0	0	7.94	0	1	0
Rube Waddell	2	14	17	1	1	0	1	5	6	0	0	3.21	1	0	0
Jim Jones	1	6.2	19	0	0	0	0	0	5	0	0	18.90	2	0	1
—1 forfeit W vs Cleveland on Aug. 4—															
	1155	1374	135	115	51	78	267	467	2	0	4.41	85	45	40	

ST. LOUIS

Tommy Dowd (6-22) Hugh Nicol (8-32) Bill Hallman (13-36) Chris Von der Ahe (2-12)

Sportsman's Park II

	G	AB	H	R	2B	3B	HR	RBI	BB	SB	HBP	SH	BA	SA	OBP
C Klondike Douglass	126	519	170	77	15	3	6	50	52	12	13	3	.328	.403	.402
3B Fred Hartman	125	519	158	67	21	8	2	67	26	18	10	4	.304	.387	.350
SS Monte Cross	132	465	133	60	17	11	4	55	62	38	7	13	.286	.396	.378
RF Tuck Turner	103	416	121	58	17	12	2	41	35	8	3	7	.291	.404	.350
LF Dan Lally	88	359	102	57	16	5	2	42	9	12	1	6	.284	.373	.315
CF Dick Harley	90	333	96	43	6	4	3	35	36	23	12	6	.288	.357	.378
1B Mike Grady (2)	84	326	91	49	1	3	8	57	26	7	10	5	.279	.495	.351
2B Bill Hallman (2)	80	302	67	32	6	2	0	26	24	12	4	8	.222	.258	.288
Sub Frank Houseman	80	278	68	34	6	6	0	21	28	16	7	4	.245	.309	.329
C Morg Murphy	63	211	36	13	2	0	0	12	6	1	1	4	.171	.180	.197
P Bill Hart	46	156	39	14	1	2	2	14	1	4	0	0	.250	.321	.255
P Red Donahue	51	155	33	11	7	2	1	14	4	1	0	4	.213	.303	.233
Sub Tommy Dowd (1)	35	145	38	25	9	1	0	9	6	11	0	6	.262	.338	.291
Sub Ed McFarland (1)	31	107	35	14	5	2	1	17	8	2	0	5	.327	.439	.374
Sub Roger Connor	2	83	19	13	3	1	1	12	13	3	0	1	.229	.325	.333
Sub Lou Bierbauer	12	46	10	1	0	0	0	1	0	2	0	3	.217	.217	.217
P Kid Carsey (2)	13	43	13	2	2	2	0	5	1	1	0	0	.302	.442	.318
P Willie Sudhoff	11	42	10	7	1	0	0	3	1	0	0	1	.238	.262	.256
P Bill Kissinger	14	39	13	7	3	2	0	6	3	0	0	0	.333	.513	.381
P Percy Coleman	13	31	6	3	0	0	0	3	1	0	2	0	.194	.194	.265
P Duke Esper	8	25	8	2	0	0	0	3	1	0	0	0	.320	.320	.346
P Bill Hutchison	6	18	5	1	0	1	0	0	1	0	0	0	.278	.389	.316
P Con Lucid	6	17	3	2	0	0	0	1	4	0	0	0	.176	.176	.333
Sub Ed Biecher	3	12	4	1	0	0	0	1	0	1	0	0	.333	.333	.333
P Mike McDermott (2)	4	9	2	0	1	0	0	0	0	0	0	0	.222	.333	.222
Sub Frank Huelsman	2	7	2	0	1	0	0	0	0	0	0	0	.286	.429	.286
P John Grimes	3	7	2	0	0	0	0	1	3	0	0	0	.286	.286	.500
P Roy Evans (1)	3	3	0	0	0	0	0	0	3	0	0	0	.000	.000	.500
	133	4673	1285	592	151	67	32	496	354	172	76	80	.275	.357	.336

1B—Grady 84, Connor 22, Douglass 17, Murphy 8, McFarland 3, Lally 3, Hallman 3, Donahue 1, Hart 1
 2B—Hallman 78, Houseman 41, Bierbauer 12, Dowd 5, McFarland 1
 SS—Cross 132, Houseman 5, Douglass 1
 3B—Hartman 125, Douglass 7, Houseman 3

THE ANNUAL RECORD

OF—Turner 102, Harley 90, Lally 85, Douglass 44, Houseman 33, Dowd 30, Kissinger 7, Hart 6, Biecher 3, McFarland 3, Huelsman 2, Donahue 2, Grady 1
 C—Douglass 61, Murphy 54, McFarland 23
 P—Donahue 46, Hart 39, Coleman 13, Carsey 12, Sudhoff 11, Esper 8, Kissinger 7, Hutchison 6, Lucid 6, McDermott 4, Grimes 3, Evans 3

	Pos	G	TC	PO	A	DP	E	PB	FA
Cross	SS	132	920	329	516	47	75	—	.918
Hartman	3B	125	480	161	255	15	64	—	.867
Turner	RF	102	165	146	10	3	9	—	.945
Harley	CF	90	233	190	20	4	23	—	.901
Lally	LF	85	231	198	9	2	24	—	.896
Grady	1B	84	876	805	48	55	23	—	.974
Hallman	2B	78	468	192	248	36	28	—	.940
Douglass	C	61	248	171	64	4	13	11	.948
"	CF@	44	93	81	7	1	5		.946
"	1B	17	148	140	6	5	2		.986
Murphy	C	54	222	147	63	3	12	5	.946
Donahue	P	46	124	24	97	1	3	—	.976
Houseman	2B	41	256	106	129	10	21	—	.918
Hart	P	39	105	21	76	4	8	—	.924
Dowd	RF@	30	71	65	0	0	6	—	.915
McFarland	C	23	115	80	31	3	4	7	.965
Connor	1B	22	253	237	12	6	4	—	.984
Coleman	P	13	22	5	15	0	2	—	.909
Bierbauer	2B	12	63	25	33	4	5	—	.921
Carsey	P	12	36	7	26	0	3	—	.917
Sudhoff	P	11	40	8	29	2	3	—	.925
		133	5607	3403	1829	86	380	23	.932

	G	IP	H	GS	CG	W	L	SO	BB	Sh	Sv	ERA	HB	WP	HR
Red Donahue	46	348	484	42	38	10	35	64	106	1	1	6.13	22	9	16
Bill Hart	39	294.2	395	38	31	9	27	67	148	0	0	6.26	16	15	10
Kid Carsey (2)	12	99	133	11	11	3	8	14	31	0	0	6.00	4	2	5
Willie Sudhoff	11	92.2	126	9	9	2	7	19	21	0	0	4.47	0	1	8
Duke Esper	8	61.1	95	8	7	1	6	8	12	0	0	5.28	1	0	5
Percy Coleman	13	66.1	108	5	3	1	2	10	33	0	0	7.19	8	4	0
Con Lucid	6	49	66	6	5	1	5	4	26	0	0	3.67	0	1	0
Bill Hutchison	6	40	55	5	2	0	4	5	22	0	0	6.08	2	2	5
Bill Kissinger	7	31.1	51	4	2	0	4	5	15	0	0	11.49	8	3	2
Mike McDermott (2)	4	21.1	23	4	1	1	2	3	19	0	0	9.28	0	1	2
John Grimes	3	19.2	24	1	1	0	2	4	8	0	0	5.95	6	0	0
Roy Evans (1)	3	13	33	0	0	0	0	4	13	0	0	9.69	0	2	1
		1136.1	1594	133	110	29	102	207	454	1	1	6.17	67	40	54

1898

THE GREATEST TEAM OF THE 1890S

The sinking of the U.S.S. *Maine* on February 15, 1898, plunged the nation into war with Spain. It was the first war to impact on a major league season, and though it was over by midsummer, it was blamed for falling attendance in many League-Association cities. After the hordes that witnessed the crucial three-game series in Baltimore between the Orioles and the Boston Beaneaters near the close of the 1897 season, only 6,500 showed up for the Orioles' home opener in 1898, and it proved to be their largest crowd all year. Though the schedule was



The remnants of the 1898 Cleveland Spiders and several recruits posed for us on a March day in 1899 at the club's spring training site in Hot Springs, Ark. For many of the 20 faces here it was the last picture ever taken of them in Cleveland livery. Within days most would find themselves still in Hot Springs but wearing St. Louis uniforms. The accepted identification of the about-to-become-Browns is: Top: Sport McAllister, Emmet Heidrick, Cy Young, George Bristow, Jesse Burkett, and Chief Zimmer. Middle: Jake Stenzel, Ed McKean, Ossee Schregengost, Jack O'Connor, Pat Tebeau, Cupid Childs, Zeke Wilson, Harry Blake and Bobby Wallace. Bottom: Jack Powell, Lou Criger, Paschal, Long, and Frank Bates. We don't know who Paschal and Long were, and we dispute the identifications of Burkett, Childs and Wilson. Another mystery figure is Bates. Despite shining in an October 1898 trial and two early-season relief appearances in 1899, Bates, puzzlingly, was shipped back to Cleveland along with batterymate Schregengost. The latter was retrieved when he hit .313 for the weakling Spiders, but Bates quickly faded from the majors after he rewarded the few remaining Forest City fans by allowing an average of 21.1 base runners per nine innings in 1899, the most ever by an ERA qualifier.

FORFEIT III

Prior to the 1898 season, John Brush, now the owner of Cincinnati, decided enough time had passed that he could float another "Brush Rule" past his confreres. This one was no better received by the players than his 1889 edict limiting their salaries. Brush's 1898 rule proclaimed that any player who addressed an umpire or a fellow player in a "villainously filthy" manner would be brought before a three-man disciplinary board and banished for life if deemed guilty.

No one ever had his career terminated for violating Brush's latest creation. Few players were even fined. There were some famous incidents, though. On July 25, 1898, in the fourth inning of a 1-1 game between Baltimore and New York at the Polo Grounds, Orioles outfielder Ducky Holmes was jeered by local fans after he fanned and reacted when someone in the crowd shouted that the Giants—for whom he'd played the previous year—were well rid of him. According to some reports, Holmes retorted that he was glad at least that he wasn't working "for a Sheeny" anymore. The reference was to the ethnicity of Giants owner Andrew Freedman. It was unclear whether Freedman actually heard the remark himself or imagined its nature from the crowd's reaction. In any case, Freedman demanded that umpire Tom Lynch eject Holmes from the game. When Lynch claimed not to have heard Holmes say anything "villainous," Freedman had Giants manager Bill Joyce pull his team off field, impelling Lynch to forfeit the game to Baltimore.

At that point an angry New York crowd surrounded Freedman and cowed him into refunding their money. Orioles manager Ned Hanlon later ignored Freedman's demand to give back Baltimore's share of the gate receipts for the truncated game and urged the League-Association's four-man Board of Control to fine the Giants \$1,000 for deliberately forfeiting the contest. Freedman, hot to get redress somewhere, next demanded that Holmes be suspended for the rest of the season. Loop president Nick Young, never renowned for brave stances, initially did both, fining Freedman and suspending Holmes. Beginning to fear that he was holding a losing hand, Freedman allowed himself to be persuaded to take a long vacation in Europe. While he was out of the country, a grateful Young rescinded his fine and reinstated Holmes.

When the Orioles next visited the Polo Grounds in September, Holmes was back in the Birds lineup. Meanwhile Freedman formally protested to no avail every game for the rest of the year in which his alleged defamer appeared.

increased in 1898 to 154 games, giving each team 11 more home dates, Baltimore drew just 123,416 fans that year.

Attendance problems were even more acute in Cleveland owing to acrimony between the local populace and the Robison brothers, who owned both the Spiders and a Forest City streetcar company. When the Robisons hired nonunion strikebreakers to operate their car lines, every Cleveland labor group protested the use of "scabs" by boycotting the Spiders and forcing the

THE BAD, BAD BROWNS

The St. Louis Browns finished in the League-Association cellar for the second year in a row in 1898. Chris Von der Ahe disintegrated personally and financially and practically gave away the club--not that there was much left of it by then. As early as 1895, *The Sporting News* had begun calling the team the "Done Browns" and referring to magnate Von der Ahe as "the Maggot." About the only area in which the Browns improved in 1898 was that they stuck to the same manager all season as Tim Hurst took a year away from the most harrowing profession there was in the 1890s—League umpire—and then decided he'd embarked on something even more hazardous to his health. In 1899 Hurst went back to umpiring, and the Browns went off in another direction too, but that's a story for our next chapter. The story here is that the 1897-98 Browns set a record for the worst two-year run of any team in major league history that played a season schedule of at least 80 games. What's more, their 1896-98 performance was also the worst three-year run. The Browns had some competition though in the 1890s and actually had to work fairly hard to break both the two-year and three-year worst marks. Here is a list of their competitors for the title of the worst team of all-time.

THE 5 WORST TEAMS OVER A TWO-YEAR PERIOD

	Lg	Years	W	L	Pct
St. Louis Browns	LA	1897-98	68	213	.242
Philadelphia Athletics	AL	1915-16	79	305	.259
Philadelphia Quakers	NL	1883-84	56	154	.267
Louisville Colonels	LA	1894-95	71	190	.272
Louisville Colonels	AA	1888-89	75	198	.275

Note: Several National Association teams had worse records over two-year or three-year periods, as did the 1876-77 Cincinnati Red Stockings (24-98, .197), when the schedule still called for fewer than 80 games.

THE 5 WORST TEAMS OVER A THREE-YEAR PERIOD

	Lg	Years	W	L	Pct
St. Louis Browns	LA	1896-98	108	303	.263
Louisville Colonels	LA	1894-96	109	283	.278
Philadelphia Athletics	AL	1915-17	134	324	.293
Philadelphia Phillies	NL	1940-42	135	323	.295
New York Mets	NL	1962-64	144	340	.298

Robisons to put their team on the road most of the last half of the season. Cleveland, as a result, played 114 of its 156 games outside of northern Ohio after transferring many of its home dates to rival cities. Among the beneficiaries was Chicago, which got to be the host team 89 times in its 152 outings. The extra home dates enabled the Colts to shatter all Windy City records and lead the majors in attendance with 424,352, a figure made all the more phenomenal in that for the first season in the team's 23-year history, it took the field without Cap Anson. Betrayed by Al Spalding, who had promised him a controlling interest in the Colts and then reneged, Anson "orphaned" Chicago, thereby giving the team a new nickname, and abandoned his first-base spot at West Side Park for a nonplaying managerial post in New York, where he also quickly grew disenchanted after a few weeks of dealing with the Giants sulfurous owner, Andrew Freedman.

On Opening Day in 1898, the game was missing not only Anson but several other legacies from its infancy. Gone was a rule giving an official scorer the option to credit a player with a stolen base if he went from first to third on a single or otherwise took an extra base. The new, and much stricter, rule for what constituted a steal sharply reduced the number of thefts—in 1898 Ed Delahanty topped the League-Association with just 58 steals, the fewest since 1886 by a leader—and is the ancestor of the current definition of a stolen base. Another rule revision terminated the ancient custom of players mingling with the crowd by forbidding any player in uniform but not on the actual playing field from sitting or standing anywhere in the park but his team's bench. But perhaps the most telling change in 1898 was a revised balk rule, which imposed tighter restrictions on a pitcher's pickoff move and barred him from standing on the rubber with a base or bases occupied and the ball not in his possession in an effort to beguile a runner into falling prey to the hidden-ball trick.

But if the rulesmakers sensed that pitchers were about to regain the upper hand, their attempt to tip the scale back the other way came too late. In 1898 the League-Association batting average dipped 21 points to .271, and for the first time in major league history the slugging average leader had a sub-.300 batting average. One reason for the drastic offensive decline was that most standout pitchers like Cy Young and Kid Nichols had long since adapted to the new pitching distance and the requirement to stand in a fixed spot as they began their delivery. A second, even more primary reason low-scoring games were about to become the norm again was that a whole new crop of pitchers who had trained in high school, college or the minor leagues on a pitching plate at the increased 60'6" distance were beginning to arrive in the majors.

Foremost among the newcomers in 1898 was Vic Willis, whose appearance meant 25 wins and the last piece Boston manager Frank Selee needed to fashion the most powerful team in the 1890s. Selee's 1898 Beaneaters tied his 1892 team's nineteenth century record for wins

SOUTHPAW CATCHERS

Jack Clements was entering his 15th season in the majors in the spring of 1898 and was nearly 34 years old, ancient in that era for a catcher. He was coming off a season in which he'd hit .238, but the St. Louis Browns were hungry for name players in 1898. So they made Clements their regular backstop, and when they got 86 games behind the plate out of him, he became the last lefty in major league history to serve as a regular catcher. The list of lefties who caught at least 50 games in the majors:

	Games	Years Active
Jack Clements	1073	1884-1900
Sam Trott	272	1880-85/1887-88
Eddie Tate	202	1885-90
Sy Sutcliffe	186	1884-92
Fergy Malone	173	1871-76/1884
Bill Harbidge	128	1875-80/1882-84
Mike Hines	99	1883-85/1888
Jack Humphries	75	1883-84
Fred Tenney	71	1894-1901*
Art Twineham	52	1893-94
Phil Baker	50	1883-84/1886

* Tenney caught his last two games in 1901. Jiggs Donahue holds the post-nineteenth century record for most games caught by a southpaw with 43; Donahue also caught two games prior to 1901.

with 102, but it was not their number of victories so much as their triumph only after a hard battle against a team nearly their equal that signaled their magnitude. In 1898 Baltimore skipper Ned Hanlon had his best-balanced team to date as his hitters paced the loop in batting, scoring and stolen bases and his pitchers were second only to Chicago in ERA despite the loss of three of his key 1897 staff members. The war with Spain took Arlie Pond to the Medical Corps in the Philippines after he got his medical degree, a holdout battle drew Joe Corbett back to the West Coast, and a poor start in 1898 by Bill Hoffer prompted his release to Pittsburgh. To replace the trio's 64 wins in 1897, Hanlon for the fourth year in a row found an exceptional rookie pitcher and for perhaps the tenth time during the decade made a bold trade. Jay Hughes, the rookie hurler, debuted by tossing a shutout in his first start and a no-hitter in

SLOW BALL TO STARDOM

After winning 22 games as a rookie with Baltimore of the American Association in 1888, Bert Cunningham labored in mediocrity for the next ten years. He even spent three seasons in the minors after the Association and the National League merged in 1892, reducing jobs. Then in 1898, out of nowhere, the junk-balling Cunningham catapulted Louisville to sudden respectability when he won 28 games even though Washington owner J. Earle Wagner said, "He hasn't enough speed to assassinate a mosquito." In the process, Cunningham set both the record for the most wins in a season at the 60'6" distance without throwing a shutout and the post-1876 record for the fewest strikeouts by a pitcher with 25 or more wins. The list of post-1876 leaders in fewest strikeouts by a 25-game winner:

	Year	Team	Wins	K'S
Bert Cunningham	1898	Lou-LA	28	34
Al Spalding	1876	Chi-NL	47	39
Eddie Rommel	1922	Phi-AL	27	54
Sadie McMahan	1894	Bal-LA	25	60
Pink Hawley	1898	Cin-LA	27	69
Carl Mays	1921	NY-AL	27	70

The list of all-time leaders in most wins without throwing a shutout:


	Year	Team	Wins
Toad Ramsey	1887	Lou-AA	37
George Zettlein	1873	Phi-NA	36
Dick McBride	1874	Ath-NA	33
Bert Cunningham	1898	Lou-LA	28
Cy Young	1891	Cle-NL	27

his second, and the trade, with Washington, brought Doc McJames, the 1897 strikeout king, along with second baseman Gene DeMontreville for a slipping Heinie Reitz and a petulant Jack Doyle. Hanlon's third mound discovery in 1898 was a tale from the *Twilight Zone*. Desperate for a fourth starter, he resurrected Al Maul, who was approaching 33 and had never before been a big winner in an astonishingly undistinguished career that stretched back to the Union Association. Maul had so little stuff that his deliveries were called "dinks," and he pitched so seldom owing to chronic arm trouble that *Sporting Life* once said of him, "No one else possessed his secret of enjoying sporting life without working very hard or successfully."

Yet in 1898, Maul finished 26 of his 28 starts and won 20 of them with a 2.10 ERA. With the most improbable 20-game winner of the decade and 50 victories from McJames and Hughes, plus 24 wins from Jerry Nops and Frank Kitson, another rookie find, Hanlon had 94 games in the bank and got one more from Pond before he left for a military medical career and another in July via a controversial forfeit, courtesy of Giants owner Andrew Freedman.

In a normal year 96 wins would have restored the Orioles to the top rung and given Hanlon his fourth pennant in five seasons. But 1898 was an extraordinary year. Boston, by a margin of only one victory, missed becoming the first team ever to have four 20-game winners. As it was, Selee's four-man rotation accounted for all but one of the Beaneaters' 102 wins and for 144 of the team's 149 decisions. Yet Boston did not by any means have the race to itself. Cincinnati, with the first successful five-man pitching rotation yet seen and still the best keystone pairing in Bid McPhee and Tommy Corcoran, occupied 1st place from May 11 to the afternoon of August 16, when the Beaneaters finally crept ahead.

The Reds (more commonly known as the Braves in 1898) recovered the lead near the end of the month but for a few days only, and after that Boston took charge. Still Hanlon's Orioles hung right on Selee's tail until the first week in October when the two titans met in a three-game series at Boston. After the Beaneaters won the first two rounds, the third was rained out, killing Baltimore's last hope of catching up. When the season ended on October 15, the Orioles had slipped to six games off the pace. Nevertheless, Hanlon could look back upon the past five years at a team that had played .679 ball, the highest winning percentage ever by any major league club over a comparable span. He might also have liked to look ahead to a forthcoming Temple Cup battle with Boston, but in that wish he would have been alone. After the previous year's postseason debacle, the Beaneaters were well satisfied just to take their hard-won pennant home for the winter.



Kid Nichols touted bowling as the best exercise there was for a pitcher because it trained both his eye and arm. In the off-season Nichols was the star bowler on his team in the top league in Kansas City. Bowling was an enormously popular sport in the 1890s and scarcely needed Nichols's endorsement, but it couldn't have hurt. Nichols won 283 games in the decade of the 1890s. It ought to have been 284. On September 27, 1895, at Washington, Nichols was designated Boston's starting pitcher on Frank Selee's lineup card. In the top of the first inning, Nichols singled and scored a run as the Beaneaters more than batted around and tallied 12 runs. Before Boston took the field, Selee removed Nichols in favor of Bill Yerrick, just up from Portland, Maine, and the rookie got an easy 14-2 win. By today's rules Nichols could not have been replaced until he'd pitched to at least one batter. Yerrick meanwhile was credited with a complete game even though he was not the official starting pitcher.

THE SEASONAL RECORD

	G	W	L	Pct	H	R	GB	Attendance
1. Boston Beaneaters	152	102	47	.685	62-15	40-32	—	229,275
2. Baltimore Orioles	154	96	53	.644	58-15	38-38	6	123,416
3. Cincinnati Braves	157	92	60	.605	58-28	34-32	11.5	336,378
4. Chicago Orphans	152	85	65	.567	58-31	27-34	17.5	424,352
5. Cleveland Indians	156	81	68	.544	36-19	45-49	21	70,496
6. Philadelphia Phillies	150	78	71	.523	49-31	29-40	24	265,414
7. New York Giants	157	77	73	.513	45-28	32-45	25.5	206,700
8. Pittsburgh Patriots	152	72	76	.486	39-35	33-41	29.5	150,900
9. Louisville Colonels	154	70	81	.464	43-34	27-47	33	128,980
10. Brooklyn Trolley Dodgers	149	54	91	.372	30-41	24-50	46	122,514
11. Washington Nationals	155	51	101	.336	34-44	17-57	52.5	103,250
12. St. Louis Browns	154	39	111	.260	20-44	19-67	63.5	151,700

	Bos	Bal	Cin	Chi	Cle	Phi	NY	Pit	Lou	Bro	Was	StL	Tot
Boston	—	7	9	9	6	10	10	9	8	11	11	12	102
Baltimore	5	—	8	9	8	10	10	10	9	8	7	12	96
Cincinnati	4	6	—	8	8	7	6	12	9	11	9	12	92
Chicago	5	5	6	—	7	6	9	7	9	10	11	10	85
Cleveland	7	6	5	7	—	7	6	5	9	7	12	10	81
Philadelphia	4	3	7	7	7	—	7	6	10	6	12	9	78
New York	4	3	8	5	8	6	—	5	8	11	9	10	77
Pittsburgh	5	4	2	4	8	8	9	—	9	5	9	9	72
Louisville	6	5	5	5	5	4	6	4	—	10	10	10	70
Brooklyn	2	5	3	4	6	6	3	9	2	—	7	7	54
Washington	3	7	5	3	2	2	4	5	4	6	—	10	51
St. Louis	2	2	2	4	3	5	3	4	4	6	4	—	39
	47	53	60	65	68	71	73	76	81	91	101	111	897

SEASON LEADERS

Batting Average (400 ABs)

1. Keeler, Baltimore	.385
2. Hamilton, Boston	.369
3. McGraw, Baltimore	.3417
4. E. Smith, Cincinnati	.3416
5. Burkett, Cleveland	.341

Slugging Average

1. Anderson, Brook-Wash	.494
2. Collins, Boston	.479
3. Lajoie, Philadelphia	.461
4. Delahanty, Philadelphia	.454
5. Hamilton, Boston	.453

On-Base Percentage

1. Hamilton, Boston	.480
2. McGraw, Baltimore	.475
3. Jennings, Baltimore	.454
4. Flick, Philadelphia	.430
5. Delahanty, Philadelphia	.426

Total Bases

1. Collins, Boston	286
2. Lajoie, Philadelphia	280
3. Van Haltren, New York	270
4. Anderson, Brook-Wash	257
5. Cooley, Philadelphia	256

Home Runs

1. Collins, Boston	15
2. Joyce, New York	10
H. Wagner, Louisville	10
4. Anderson, Brook-Wash	9
McKean, Cleveland	9

RBI

1. Lajoie, Philadelphia	127
2. Collins, Boston	111
3. Kelley, Baltimore	110
4. Duffy, Boston	108
5. McGann, Baltimore	106

Hits

1. Keeler, Baltimore	216
2. Burkett, Cleveland	213
3. Van Haltren, New York	204
4. Lajoie, Philadelphia	197
5. Collins, Boston	196
Cooley, Philadelphia	196

Runs

1. McGraw, Baltimore	143
2. Jennings, Baltimore	135
3. Van Haltren, New York	129
4. Keeler, Baltimore	126
5. Cooley, Philadelphia	123

Bases on Balls

1. McGraw, Baltimore	112
2. Joyce, New York	88
3. Hamilton, Boston	87
4. Flick, Philadelphia	86
5. Jennings, Baltimore	78

Stolen Bases

1. Delahanty, Philadelphia	58
2. Hamilton, Boston	54
3. DeMontreville, Baltimore	49
4. Dexter, Louisville	44
5. McGraw, Baltimore	43

Hit By Pitch

1. Jennings, Baltimore	46
2. McGann, Baltimore	39
3. Dahlen, Chicago	23
4. Harley, St. Louis	22
5. Four with	19

Sacrifice Hits

1. Ritchey, Louisville	31
2. Douglass, Philadelphia	25
3. T. O'Brien, Balt-Pitts	24
4. Blake, Cleveland	23
5. J. McCarthy, Pittsburgh	21

OPS

1. Hamilton, Boston	.933
2. Delahanty, Philadelphia	.880
3. Flick, Philadelphia	.878
4. Jennings, Baltimore	.876
5. McGraw, Baltimore	.871

PITCHING**Wins**

1. Nichols, Boston	31
2. Cunningham, Louisville	28
3. McJames, Baltimore	27
Hawley, Cincinnati	27
5. Lewis, Boston	26

Losses

1. J.B. Taylor, St. Louis	29
2. Sudhoff, St. Louis	27
3. Weyhing, Washington	26
4. Hughey, St. Louis	24
5. Kennedy, Brooklyn	22
J. Yeager, Brooklyn	22

Innings

1. J. B. Taylor, St. Louis	397.1
2. Nichols, Boston	388
3. Young, Cleveland	377.2
4. McJames, Baltimore	374
5. Cunningham, Louisville	362

Complete Games

1. J.B. Taylor, St. Louis	42
2. Cunningham, Louisville	41
3. Young, Cleveland	40
Nichols, Boston	40
McJames, Baltimore	40

Strikeouts

1. Seymour, New York	239
2. McJames, Baltimore	178
3. Willis, Boston	160
4. Nichols, Boston	138
5. Piatt, Philadelphia	121

Winning Percentage (25 decisions)

1. Lewis, Boston	.765
2. Maul, Baltimore	.741
3. Nichols, Boston	.721
4. Hawley, Cincinnati	.711
5. Griffith, Chicago	.706

ERA (154 innings)

1. Griffith, Chicago	1.88
2. Maul, Baltimore	2.10
3. Nichols, Boston	2.13
4. McJames, Baltimore	2.36
5. Callahan, Chicago	2.46

Lowest OOBP

1. Nichols, Boston	.272
2. Maul, Baltimore	.275
3. Young, Cleveland	.287
4. Griffith, Chicago	.294
5. McJames, Baltimore	.297

Lowest OBA

1. Nichols, Boston	.221
2. Willis, Boston	.229
Lewis, Boston	.229
4. Maul, Baltimore	.232
5. McJames, Baltimore	.234
Seymour, New York	.234

FIELDING**Putouts****1B**

Tucker, Brooklyn-St. Louis	1552
Everett, Chicago	1519
McGann, Baltimore	1416

Assists

Joyce, New York	87
Tucker, Brooklyn-St. Louis	85
Douglass, Philadelphia	73

Fielding Average

Decker, St. Louis-Louisville	.984
Beckley, Cincinnati	.9830
McGann, Baltimore	.9828

2B

Lajoie, Philadelphia	442
Lowe, Boston	397
Gleason, New York	366
Gleason, New York	468
Lowe, Boston	457
J. Connor, Chicago	437

Reitz, Washington	.959
Lowe, Boston	.958
McPhee, Cincinnati	.956

3B

Collins, Boston	243
C. Irwin, Cincinnati	223
L. Cross, St. Louis	215
L. Cross, St. Louis	351
Collins, Boston	332
Wallace, Cleveland	329

L. Cross, St. Louis	.945
C. Irwin, Cincinnati	.940
Wallace, Cleveland	.936

THE ANNUAL RECORD

Putouts		Assists		Fielding Average	
SS					
M. Cross, Philadelphia	404	Corcoran, Cincinnati	561	Ely, Pittsburgh	.943
Dahlen, Chicago	369	Ely, Pittsburgh	527	Davis, New York	.933
Corcoran, Cincinnati	353	Dahlen, Chicago	511	McKean, Cleveland	.9322
RF					
Dusty Miller, Cincinnati	292	Blake, Cleveland	25	Stahl, Boston	.968
Flick, Philadelphia	237	Dusty Miller, Cincinnati	23	Keeler, Baltimore	.961
Gettman, Washington	234	Flick, Philadelphia	21	Blake, Cleveland	.952
Blake, Cleveland	234	P. Donovan, Pittsburgh	21		
CF					
Cooley, Philadelphia	352	Van Haltren, New York	22	Griffin, Brooklyn	.974
Hoy, Louisville	348	Griffin, Brooklyn	20	Lange, Chicago	.970
Griffin, Brooklyn	314	Anderson, Washington	20	Kelley, Baltimore	.969
Stenzel, Baltimore-St. Louis	314				
LF					
F. Clarke, Louisville	344	Harley, St. Louis	26	Tiernan, New York	.973
Duffy, Boston	332	Selbach, Washington	24	Delahanty, Philadelphia	.964
Selbach, Washington	320	Delahanty, Philadelphia	20	Duffy, Boston	.956
		Jimmy Ryan, Chicago	20		
C					
Warner, New York	536	Warner, New York	139	Clements, St. Louis	.971
Bergen, Boston	496	McFarland, Philadelphia	136	Warner, New York	.968
T. Donahue, Chicago	450	Bergen, Boston	109	McGuire, Washington	.967
P					
Hughes, Baltimore	29	J.B. Taylor, St. Louis	144	Hill, Cincinnati	.986
Cunningham, Louisville	29	Young, Cleveland	122	Breitenstein, Cincinnati	.981
Callahan, Chicago	27	Sudhoff, St. Louis	114	Maul, Baltimore	.978
Double Plays		Errors		TC/Game	
1B					
Everett, Chicago	123	Joyce, New York	47	Tucker, Brooklyn-St. Louis	11.5
Tucker, Brooklyn-St. Louis	84	Everett, Chicago	42	LaChance, Brooklyn	11.3
McGann, Baltimore	78	Douglass, Philadelphia	32	Tebeau, Cleveland	11.2
2B					
J. Connor, Chicago	75	Gleason, New York	55	Childs, Cleveland	6.3
McPhee, Cincinnati	74	Childs, Cleveland	48	Gleason, New York	6.2
Lowe, Boston	63	Lajoie, Philadelphia	46	Lowe, Boston	6.14
3B					
McCormick, Chicago	31	McCormick, Chicago	60	C. Irwin, Cincinnati	4.13
Shindle, Brooklyn	23	Grey, Pittsburgh	59	Collins, Boston	4.06
Three with	20	Hartman, New York	57	L. Cross, St. Louis	4.02
SS					
Dahlen, Chicago	77	M. Cross, Philadelphia	93	Davis, New York	6.8
Corcoran, Cincinnati	76	Dahlen, Chicago	76	Dahlen, Chicago	6.7323
Long, Boston	65	Wrigley, Washington	68	M. Cross, Philadelphia	6.7315
M. Cross, Philadelphia	65				
RF					
F. Jones, Brooklyn	7	Dusty Miller, Cincinnati	24	Dusty Miller, Cincinnati	2.2
Mertes, Chicago	6	P. Donovan, Pittsburgh	20	Flick, Philadelphia	2.1
Five with	4	Gettman, Washington	20	Blake, Cleveland	2.00

Double Plays		Errors		TC/Game	
CF					
Griffin, Brooklyn	7	Van Haltren, New York	29	Lange, Chicago	2.68
Hoy, Louisville	6	Cooley, Philadelphia	22	McBride, Cincinnati	2.66
Van Haltren, New York	5	Three with	21	Hoy, Louisville	2.62
LF					
J. McCarthy, Pittsburgh	6	Jimmy Ryan, Chicago	27	Selbach, Washington	2.8
Selbach, Washington	6	Harley, St. Louis	27	F. Clarke, Louisville	2.59
E. Smith, Cincinnati	5	F. Clarke, Louisville	23	Harley, St. Louis	2.58
Delahanty, Philadelphia	5				
C					
T. Donahue, Chicago	16	Bergen, Boston	24	Warner, New York	6.4
John Ryan, Brooklyn	13	Peitz, Cincinnati	24	Criger, Cleveland	5.44
Peitz, Cincinnati	12	McFarland, Philadelphia	23	Bergen, Boston	5.38

Leaders in Passed Balls: Bergen, Boston (38); Warner, New York (28); McFarland, Philadelphia (23)

P					
Hill, Cincinnati	7	J.B. Taylor, St. Louis	22	J.B. Taylor, St. Louis	3.7
Seymour, New York	7	Seymour, New York	17	Sudhoff, St. Louis	3.4
Three with	5	Piatt, Philadelphia	15	Yeager, Brooklyn	3.33

BOSTON

Frank Selee

South End Grounds II

	G	AB	H	R	2B	3B	HR	RBI	BB	SB	HBP	SH	BA	SA	OBP
3B Jimmy Collins	152	597	196	107	35	5	15	111	40	12	7	13	.328	.479	.377
SS Herman Long	144	589	156	99	21	10	6	99	39	20	0	17	.265	.365	.311
LF Hugh Duffy	152	568	169	97	13	3	8	108	59	29	1	17	.298	.373	.365
2B Bobby Lowe	147	559	152	65	11	7	4	94	29	12	3	20	.272	.338	.311
1B Fred Tenney	117	488	160	106	25	5	0	62	33	23	0	15	.328	.400	.370
RF Chick Stahl	125	467	144	72	21	8	3	52	46	6	4	12	.308	.407	.375
CF Billy Hamilton	110	417	154	110	16	5	3	50	87	54	2	2	.369	.453	.480
Sub George Yeager	68	221	59	37	13	1	3	24	16	1	4	3	.267	.376	.328
P Kid Nichols	51	158	38	26	3	3	2	23	4	0	2	3	.241	.335	.268
P Ted Lewis	42	131	37	17	6	0	0	18	6	0	0	5	.282	.328	.314
P Fred Klobedanz	43	127	27	12	2	1	3	15	1	0	3	6	.213	.315	.237
Sub General Stafford (2)	37	123	32	21	2	0	1	8	4	3	1	4	.260	.301	.289
P Vic Willis	41	117	17	9	0	0	0	6	11	0	2	2	.145	.145	.231
Sub Jack Stivetts	41	111	28	16	1	1	2	16	10	1	0	4	.252	.333	.314
P Piano Legs Hickman	29	58	15	4	2	0	0	7	1	0	1	1	.259	.293	.283
Sub Dave Pickett	14	43	12	3	1	0	0	3	6	2	1	1	.279	.302	.380
Sub Bill Keister	10	30	5	5	2	0	0	4	0	0	0	0	.167	.233	.167
Sub Stub Smith	3	10	1	1	0	0	0	0	0	0	0	0	.100	.100	.100
Sub Kitty Bransfield	5	9	2	2	0	1	0	1	0	0	0	0	.222	.444	.222
Sub Hi Ladd (2)	1	4	1	1	0	0	0	0	0	0	0	0	.250	.250	.250
P Jim Sullivan	3	3	1	0	0	0	0	0	0	0	0	0	.333	.333	.333
	152	5276	1531	872	190	55	53	761	405	172	32	134	.290	.377	.344

1B—Tenney 117, Yeager 17, Stivetts 10, Hickman 6, Klobedanz 6, Bergen 2, Duffy 1, Nichols 1, Stafford 1, Bransfield 1
 2B—Lowe 145, Keister 4, Stivetts 2, Long 2, Lewis 1
 SS—Long 142, Stivetts 4, Keister 4, Smith 3, Lowe 2, Yeager 2
 3B—Collins 152, Duffy 1
 OF—Duffy 152, Stahl 125, Hamilton 110, Stafford 35, Pickett 14, Stivetts 14, Yeager 9, Hickman 7, Klobedanz 2, Keister 1, Ladd 1
 C—Bergen 117, Yeager 37, Bransfield 4, Tenney 1, Duffy 1
 P—Nichols 50, Lewis 41, Willis 41, Klobedanz 35, Hickman 6, Sullivan 3, Stivetts 2

THE ANNUAL RECORD

	Pos	G	TC	PO	A	DP	E	PB	FA
Collins	3B	152	617	243	332	20	42	—	.932
Duffy	LF	152	366	332	18	2	16	0	.956
Lowe	2B	145	891	397	457	63	37	—	.958
Long	SS	142	865	326	472	65	67	—	.923
Stahl	RF	125	220	199	14	4	7	—	.968
Tenney	1B	117	1179	1090	66	71	23	0	.980
Bergen	C	117	629	496	109	4	24	38	.962
Hamilton	CF	110	219	189	8	2	21	—	.904
Nichols	P	50	103	21	78	1	4	—	.961
Willis	P	41	97	19	67	1	11	—	.887
Lewis	P	41	88	13	71	4	4	—	.955
Yeager	C	37	203	160	33	2	10	8	.951
"	1B	17	136	129	5	4	2	—	.985
Klobedanz	P	35	79	8	66	2	5	—	.937
Stafford	CF@	35	66	59	1	0	6	—	.909
Stivetts	RF@	14	22	19	1	0	2	—	.909
"	1B	10	72	69	1	3	2	—	.978
Pickett	RF@	14	22	20	1	0	1	—	.955
		152	6199	4014	1875	102	310	46	.950

	G	IP	H	GS	CG	W	L	SO	BB	Sh	Sv	ERA	HB	WP	HR
Kid Nichols	50	388	316	42	40	31	12	138	85	5	4	2.13	14	15	7
Ted Lewis	41	313.1	267	33	29	26	8	72	109	1	2	2.90	9	12	9
Vic Willis	41	311	264	38	29	25	13	160	148	1	0	2.84	29	9	5
Fred Klobedanz	35	270.2	281	33	25	19	10	51	99	0	0	3.89	12	3	13
Piano Legs Hickman	6	33	22	3	3	1	2	9	13	1	2	2.18	0	1	0
Jim Sullivan	3	12	19	2	0	0	1	1	9	0	0	12.00	1	1	1
Jack Stivetts	2	12	17	1	1	0	1	1	7	0	0	8.25	0	0	2
* One combined shutout on August 18: Lewis 5 innings, Hickman 4 innings															
		1340	1186	152	127	102	47	432	470	9	8	2.98	66	41	37

BALTIMORE

Ned Hanlon

Union Park

	G	AB	H	R	2B	3B	HR	RBI	BB	SB	HBP	SH	BA	SA	OBP
2B Gene Demontreville	151	567	186	93	19	2	0	86	52	49	10	12	.328	.369	.394
RF Willie Keeler	128	561	216	126	7	2	1	44	31	28	3	9	.385	.410	.420
1B Dan McGann	145	535	161	99	18	8	5	106	53	33	39	8	.301	.393	.404
SS Hughie Jennings	143	534	175	135	25	11	1	87	78	28	46	7	.338	.421	.454
3B John McGraw	143	515	176	143	8	10	0	53	112	43	19	6	.342	.396	.475
CF Joe Kelley	124	464	149	71	18	15	2	110	56	24	3	7	.321	.438	.398
LF Ducky Holmes (2)	113	442	126	54	10	9	1	64	23	25	9	9	.285	.355	.333
C Wilbert Robinson	79	289	80	29	12	2	0	38	16	3	1	7	.277	.332	.317
C Boileryard Clarke	82	285	69	26	5	2	0	27	4	2	15	4	.242	.275	.289
P Jay Hughes	52	164	37	23	7	4	2	20	12	0	1	3	.226	.354	.282
P Doc McJames	45	149	27	12	7	1	0	14	5	2	0	1	.181	.242	.208
Sub Jake Stenzel (1)	35	138	35	33	5	2	0	22	12	4	6	0	.254	.319	.340
Sub Steve Brodie (2)	23	98	30	12	3	2	0	19	5	3	1	0	.306	.378	.346
P Al Maul	29	93	19	21	3	2	0	10	16	1	2	1	.204	.280	.333
P Jerry Nops	33	91	20	11	1	2	0	8	10	0	0	1	.220	.275	.297
P Frank Kitson	31	86	27	13	1	3	0	16	5	2	1	0	.314	.395	.359
Sub Art Ball	32	81	15	7	2	0	0	8	7	2	1	2	.185	.210	.258
Sub Tom O'Brien (1)	18	60	13	9	0	0	0	14	10	0	1	1	.217	.217	.338
Sub Joe Quinn (1)	12	32	8	5	1	0	0	5	1	0	0	1	.250	.281	.273
P Bill Hoffer (1)	8	24	5	2	1	0	0	4	4	0	0	0	.208	.250	.321

	G	AB	H	R	2B	3B	HR	RBI	BB	SB	HBP	SH	BA	SA	OBP
Sub Mike Bowerman (1)	5	16	7	5	1	0	0	1	2	1	1	0	.438	.500	.526
Sub Mike Heydon	3	9	1	2	0	0	0	1	2	0	1	0	.111	.111	.333
P Arlie Pond	3	7	2	2	0	0	0	0	2	0	0	0	.286	.296	.444
Sub Henry Wilson	1	2	0	0	0	0	0	0	1	0	0	0	.000	.000	.333
	154	5242	1584	933	154	77	12	757	519	250	160	79	.302	.368	.382

1B—McGann 145, Clarke 10

2B—Demontreville 123, Jennings 27, Ball 2, Quinn 1

SS—Jennings 115, Demontreville 28, Ball 14

3B—McGraw 137, Ball 15, Quinn 8, Kelley 2, Keeler 1

OF—Keeler 128, Kelley 122, Holmes 113, Stenzel 35, Brodie 23, O'Brien 16, Hughes 15, Kitson 11, Hoffer 4,

McGraw 3, Jennings 1, Ball 1, Quinn 1, Maul 1

C—Robinson 77, Clarke 70, Bowerman 4, Heydon 3, Wilson 1

P—McJames 45, Hughes 38, Nops 33, Maul 28, Kitson 17, Hoffer 4, Pond 3

	Pos	G	TC	PO	A	DP	E	PB	FA
McGann	1B	145	1510	1416	68	78	26	—	.983
McGraw	3B	137	459	142	271	16	46	—	.900
Keeler	RF	128	233	210	14	2	9	—	.961
DeMontreville	2B	123	730	303	386	35	41	—	.944
"	SS	28	185	66	100	11	19	—	.897
Kelley	CF	122	261	235	18	4	8	—	.969
Jennings	SS	115	707	289	386	41	50	—	.929
"	2B	27	159	75	72	10	12	—	.925
Holmes	LF	113	278	247	13	4	18	—	.935
Robinson	C	77	373	288	72	4	13	11	.965
Clarke	C	70	372	289	69	6	14	19	.962
"	1B	10	92	87	2	4	3	—	.967
McJames	P	45	89	12	70	1	7	—	.921
Hughes	P	38	118	29	78	1	11	—	.907
"	RF@	15	23	20	2	1	1	—	.957
Stenzel	LF@	35	68	57	6	1	5	—	.926
Nops	P	33	50	6	36	0	8	—	.840
Maul	P	28	46	7	38	0	1	—	.978
Brodie	CF@	23	65	55	5	0	5	—	.923
Kitson	P	17	41	4	32	0	5	—	.878
"	RF@	11	14	12	1	0	1	—	.929
O'Brien	LF	16	30	22	3	4	5	—	.833
Ball	3B	15	53	18	30	3	5	—	.906
"	SS	14	55	18	34	3	3	—	.945
		154	6124	3962	1836	105	326	35	.947

	G	IP	H	GS	CG	W	L	SO	BB	Sh	Sv	ERA	HB	WP	HR
Doc McJames	45	374	327	42	40	27	15	178	113	2	0	2.36	12	13	5
Jay Hughes #	38	300.2	268	35	31	23	12	81	100	5	0	3.21	18	7	4
Al Maul	28	239.2	207	28	26	20	7	31	49	1	0	2.10	4	1	3
Jerry Nops	33	235	241	29	23	16	9	91	78	2	0	3.56	16	5	5
Frank Kitson	17	119.1	123	13	13	8	5	32	35	1	0	3.24	8	2	0
Bill Hoffer (1)	4	34.1	62	4	4	0	4	5	16	0	0	7.34	1	1	0
Arlie Pond	3	20	8	2	1	1	1	4	9	1	0	0.45	2	1	0
—1 forfeit W vs New York on July 25 (See FORFEIT III)—															
	1323	1236	153	138	95	54	422	400	12	0	2.90	61	30	17	

CINCINNATI

Buck Ewing

League Park II

	G	AB	H	R	2B	3B	HR	RBI	BB	SB	HBP	SH	BA	SA	OBP
SS Tommy Corcoran	153	619	155	80	28	15	2	87	26	19	2	17	.250	.354	.283
RF Dusty Miller	152	586	175	99	24	12	3	90	38	32	9	20	.299	.396	.351
3B Charlie Irwin	138	501	120	77	14	5	3	55	31	18	10	14	.240	.305	.297
LF Elmer Smith	123	486	166	79	21	10	1	66	69	20	2	6	.342	.432	.425
CF Algie McBride	120	486	147	94	14	12	2	43	51	16	12	8	.302	.393	.383
2B Bid McPhee	133	486	121	72	26	9	1	60	66	21	2	11	.249	.346	.341
1B Jake Beckley	118	459	135	86	20	12	4	72	28	6	10	9	.294	.416	.348
C Heinie Peitz	105	330	90	49	15	5	1	43	35	9	3	6	.273	.358	.348
Sub Harry Steinfeldt	88	308	91	47	18	6	0	43	27	9	1	19	.295	.393	.354
Sub Farmer Vaughn	78	275	84	35	12	4	1	46	11	4	3	6	.305	.389	.339
P Pink Hawley	43	130	24	17	2	1	1	16	5	1	0	5	.185	.238	.215
P Ted Breitenstein	41	121	26	16	2	1	0	17	16	0	0	5	.215	.248	.307
Sub Bob Wood	39	109	30	14	6	0	0	16	9	1	0	2	.275	.330	.331
Sub Bug Holliday	30	106	25	21	2	1	0	7	14	5	0	5	.236	.274	.325
P Bill Hill	33	98	13	10	1	0	0	3	5	0	2	0	.133	.143	.190
P Frank Dwyer	31	85	12	11	1	1	0	5	7	1	2	1	.141	.176	.223
P Bill Dammann	35	82	16	14	0	4	0	7	10	0	0	1	.195	.293	.283
Sub Herm McFarland	19	64	18	10	1	3	0	11	7	3	1	1	.281	.391	.361
P Percy Coleman	1	3	0	0	0	0	0	1	0	0	0	0	.000	.000	.000
P Jot Goar	1	0	0	0	0	0	0	0	0	0	0	0	—	—	—
	157	5334	1448	831	207	101	19	688	455	165	59	136	.271	.359	.335

1B—Beckley 118, Vaughn 39, Steinfeldt 4, Wood 1

2B—McPhee 130, Steinfeldt 31

SS—Corcoran 153, Steinfeldt 5

3B—Irwin 136, Steinfeldt 22

OF—Miller 152, Smith 123, McBride 120, Steinfeldt 29, Holliday 28, McFarland 17, McPhee 3, Breitenstein 2, Wood 1

C—Peitz 101, Vaughn 33, Wood 29

P—Hawley 43, Breitenstein 39, Dammann 35, Hill 33, Dwyer 31, Coleman 1, Goar 1, Smith 1

	Pos	G	TC	PO	A	DP	E	PB	FA
Corcoran	SS	153	981	353	561	76	67	—	.932
Miller	RF	152	339	292	23	4	24	—	.929
Irwin	3B	136	562	223	305	20	34	—	.940
McPhee	2B	130	727	299	396	74	32	—	.956
Smith	LF	123	311	280	15	5	16	—	.949
McBride	CF	120	319	288	18	3	13	—	.959
Beckley	1B	118	1241	1167	53	76	21	—	.983
Peitz	C	101	437	323	90	12	24	7	.945
Hawley	P	43	73	11	58	0	4	—	.945
Vaughn	1B	39	376	359	9	24	8	—	.979
"	C	33	153	103	41	4	9	6	.941
Breitenstein	P	39	108	17	89	3	2	—	.981
Dammann	P	35	60	9	44	1	7	—	.883
Hill	P	33	74	6	67	7	1	—	.986
Steinfeldt	2B	31	169	68	87	11	14	—	.917
"	CF@	29	77	64	5	0	8	—	.896
"	3B	22	98	36	49	3	13	—	.867
Dwyer	P	31	69	11	52	3	6	—	.913
Wood	C	29	140	104	28	1	8	7	.943
Holliday	LF@	28	64	61	1	1	2	—	.969
McFarland	LF@	17	31	29	1	0	1	—	.968
		157	6487	4150	2012	128	325	20	.950

	G	IP	H	GS	CG	W	L	SO	BB	Sh	Sv	ERA	HB	WP	HR
Pink Hawley	43	331	357	37	32	27	11	69	91	3	0	3.37	22	6	5
Ted Breitenstein #	39	315.2	313	37	32	20	14	68	123	3	0	3.42	11	3	2
Bill Hill	33	262	261	32	26	13	14	75	119	2	0	3.98	17	5	3
Frank Dwyer	31	240	257	28	24	16	10	29	42	0	0	3.04	16	2	3
Bill Dammann	35	224.2	277	22	16	16	10	51	67	2	2	3.61	7	8	3
Percy Coleman	1	9	13	1	1	0	1	2	3	0	0	3.00	1	0	0
Jot Goar	1	2	4	0	0	0	0	0	1	0	0	9.00	0	0	0
Elmer Smith	1	1	2	0	0	0	0	0	3	0	0	18.00	0	0	0
	1385.1	1484	157	131	92	60	294	449	10	2	3.50	74	24	16	

No-hit game 11-0 vs Pittsburgh, April 22

CHICAGO

Tom Burns

West Side Park II

	G	AB	H	R	2B	3B	HR	RBI	BB	SB	HBP	SH	BA	SA	OBP
1B Bill Everett	149	596	190	102	15	6	0	69	53	28	3	9	.319	.364	.377
LF Jimmy Ryan	144	572	185	122	32	13	4	79	73	29	5	7	.323	.446	.405
3B Barry McCormick	137	530	131	76	15	9	2	78	47	15	5	12	.247	.321	.314
SS Bill Dahlen	142	521	151	96	35	8	1	79	58	27	23	17	.290	.393	.385
2B Jim Connor	138	505	114	51	9	9	0	67	42	11	3	13	.226	.279	.289
CF Bill Lange	113	442	141	79	16	11	5	69	36	22	5	7	.319	.439	.377
C Tim Donahue	122	396	87	52	12	3	0	39	49	17	8	12	.220	.265	.318
RF Sam Mertes	83	269	80	45	4	8	1	47	34	27	6	7	.297	.383	.388
UT Walter Thornton	62	210	62	34	5	2	0	14	22	8	0	3	.295	.338	.362
Sub Danny Green	47	188	59	26	4	3	4	27	7	12	1	3	.314	.431	.342
P Jimmy Callahan	43	164	43	27	7	5	0	22	4	3	0	4	.262	.366	.280
UT Frank Isbell	45	159	37	17	4	0	0	8	3	3	1	6	.233	.258	.252
P Walt Woods	48	154	27	16	1	0	0	8	4	3	6	3	.175	.182	.201
Sub Frank Chance	53	147	41	32	4	3	1	14	7	7	0	2	.279	.367	.338
P Clark Griffith	38	122	20	15	2	3	0	15	13	1	0	2	.164	.230	.244
P Matt Kilroy	26	96	22	20	4	1	0	10	13	0	0	2	.229	.292	.321
Sub Harry Wolverton	13	49	16	4	1	0	0	2	1	1	1	3	.327	.347	.353
Sub Art Nichols	14	42	12	7	1	0	0	6	4	6	0	1	.286	.310	.388
P Jack Taylor	5	15	3	4	2	0	0	2	3	0	0	0	.200	.333	.333
P Buttons Briggs	4	14	6	2	1	0	0	1	0	0	0	0	.429	.500	.429
P Bill Phyle	3	9	1	1	0	0	0	0	2	0	0	0	.111	.111	.273
P Danny Friend	2	7	2	0	1	0	0	0	0	0	0	0	.286	.429	.286
P Henry Clarke	2	4	1	0	0	0	0	0	1	0	0	0	.250	.250	.400
P Jack Katoll	2	4	0	0	0	0	0	0	0	0	0	0	.000	.000	.000
Sub Frank Martin	1	4	0	0	0	0	0	0	0	0	0	0	.000	.000	.000
	152	5219	1431	828	175	84	18	656	476	220	71	113	.274	.350	.343

1B—Everett 149, Chance 3, Mertes 2, Lange 2, Callahan 1

2B—Connor 138, Woods 6, Mertes 4, Isbell 3, Martin 1, McCormick 1, Callahan 1

SS—Dahlen 142, Mertes 14, Woods 3, Isbell 2, McCormick 1, Callahan 1

3B—McCormick 136, Wolverton 13, Isbell 3, Woods 3

OF—Ryan 144, Lange 111, Mertes 60, Green 47, Thornton 34, Isbell 28, Chance 17, Kilroy 12, Woods 11, Callahan 9, Clarke 1

C—Donahue 122, Chance 33, Nichols 14

P—Griffith 38, Callahan 31, Thornton 28, Woods 27, Isbell 13, Kilroy 13, Taylor 5, Briggs 4, Phyle 3, Katoll 2, Friend 2, Clarke 1

THE ANNUAL RECORD

	Pos	G	TC	PO	A	DP	E	PB	FA
Everett	1B	149	1631	1519	70	123	42	—	.974
Ryan	LF	144	314	267	20	2	27	—	.914
Dahlen	SS	142	956	369	511	77	76	—	.921
Connor	2B	138	811	330	437	75	44	—	.946
McCormick	3B	136	534	152	322	31	60	—	.888
Donahue	C	122	579	450	107	16	22	12	.962
Lange	CF	111	297	269	19	4	9	—	.970
Mertes	RF	60	125	97	13	6	15	—	.880
"	SS	14	49	19	23	4	7	—	.857
Green	CF@	47	100	87	10	5	3	—	.970
Griffith	P	38	105	18	82	2	5	—	.952
Thornton	RF@	34	81	66	5	2	10	—	.877
"	P	28	63	8	48	3	7	—	.889
Chance	C	33	80	62	14	3	4	9	.950
"	RF@	17	35	23	5	1	7	—	.800
Callahan	P	31	95	27	63	3	5	—	.947
Isbell	RF@	28	45	40	3	0	2	—	.956
"	P	13	32	7	19	2	6	—	.813
Woods	P	27	80	19	56	1	5	—	.938
"	RF@	11	10	8	2	0	0	—	1.000
Nichols	C	14	62	47	13	1	2	3	.968
Wolverton	3B	13	66	21	35	1	10	—	.848
Kilroy	P	13	39	7	29	1	3	—	.923
"	RF@	12	17	14	2	1	1	—	.941
		152	6454	4022	2020	149	412	24	.936

	G	IP	H	GS	CG	W	L	SO	BB	Sh	Sv	ERA	HB	WP	HR
Clark Griffith	38	325.2	305	38	36	24	10	97	64	4	0	1.88	20	6	1
Jimmy Callahan	31	274.1	267	31	30	20	10	73	71	2	0	2.46	10	4	2
Walter Thornton#	28	215.1	226	25	21	13	10	56	56	2	0	3.34	18	3	4
Walt Woods	27	215	224	22	18	9	13	26	59	3	0	3.14	10	2	7
Matt Kilroy	13	100.1	119	11	10	6	7	18	30	0	0	4.31	11	6	2
Frank Isbell	13	81	86	9	7	4	7	16	42	0	0	3.56	7	4	0
Jack Taylor	5	41	32	5	5	5	0	11	10	0	0	2.20	1	1	0
Buttons Briggs	4	30	38	4	3	1	3	14	10	0	0	5.70	1	1	0
Bill Phyle	3	23	24	3	3	2	1	4	6	2	0	0.78	2	0	0
Danny Friend	2	17	20	2	2	0	2	4	10	0	0	5.29	1	0	1
Jack Katoll	2	11	8	1	1	0	1	3	1	0	0	0.82	0	0	0
Henry Clarke	1	9	8	1	1	1	0	1	5	0	0	2.00	1	0	0
—1 forfeit L vs Philadelphia on Sept. 16 when Mertes, acting as captain, protested a decision at home plate too long and too vociferously in umpire Gaffney's judgment—															
	1342.2	1357	152	137	85	64	323	364	13	0	2.83	82	27	17	

No-hit game 2-0 vs Brooklyn, August 22

CLEVELAND

Pat Tebeau

League Park I

	G	AB	H	R	2B	3B	HR	RBI	BB	SB	HBP	SH	BA	SA	OBP
LF Jesse Burkett	150	624	213	114	18	9	0	42	69	19	9	4	.341	.399	.415
SS Ed McKean	151	604	172	89	23	1	9	94	56	11	1	13	.285	.371	.346
3B Bobby Wallace	154	593	160	81	25	13	3	99	63	7	4	11	.270	.371	.344
UT Jack O'Connor	131	478	119	50	17	4	1	56	26	8	2	11	.249	.308	.291
1B Pat Tebeau	125	477	123	53	11	4	1	63	53	5	7	9	.258	.304	.341
RF Harry Blake	136	474	116	65	18	7	0	58	69	12	1	23	.245	.312	.342

	G	AB	H	R	2B	3B	HR	RBI	BB	SB	HBP	SH	BA	SA	OBP
2B Cupid Childs	110	413	119	90	9	4	1	31	69	9	4	14	.288	.337	.395
CF Jimmy McAleer	106	366	87	47	3	0	0	48	46	7	5	7	.238	.246	.331
C Lou Criger	84	287	80	43	13	4	1	32	40	2	5	6	.279	.362	.377
P Cy Young	47	154	39	20	4	1	2	13	8	2	2	5	.253	.331	.299
P Jack Powell	42	136	18	15	3	1	0	9	11	0	0	2	.132	.169	.197
P Zeke Wilson	37	118	21	11	2	1	0	9	5	0	2	7	.178	.212	.224
Sub Emmet Heidrick	19	76	23	10	2	2	0	8	3	3	0	1	.303	.382	.329
Sub Chief Sockalexis	21	67	15	11	2	0	0	10	1	0	1	0	.224	.254	.246
C Chief Zimmer	20	63	15	5	2	0	0	4	5	2	1	4	.238	.270	.304
UT Sport McAllister	17	57	13	8	3	1	0	9	5	0	0	1	.228	.316	.290
Sub Fred Frank	17	53	11	3	1	1	0	3	4	1	1	0	.208	.264	.276
P Nig Cuppy	18	48	5	2	0	0	0	0	3	1	0	2	.104	.104	.157
Sub Jimmy Burke	13	38	4	1	1	0	0	1	2	1	0	2	.105	.132	.150
Sub Ossee Schrecongost	10	35	11	5	2	3	0	10	0	1	0	0	.314	.543	.314
P Bert Jones	9	28	2	1	0	0	0	1	3	1	0	1	.071	.071	.161
Sub Ed Biecher	8	25	5	1	2	0	0	0	0	0	0	1	.200	.280	.200
P Chick Fraser (2)	6	16	4	2	1	0	0	2	0	1	0	0	.250	.313	.250
P Frank Bates	4	9	1	2	0	0	0	1	3	0	0	1	.111	.111	.333
P George Kelb	3	5	1	1	0	0	0	0	0	0	0	0	.200	.200	.200
P Pete McBride	1	2	2	0	0	0	0	2	1	0	1	0	1.000	1.000	1.000
	156	5246	1379	730	162	56	18	605	545	93	46	125	.263	.325	.338

1B—Tebeau 91, O'Connor 69, Blake 2

2B—Childs 110, Tebeau 34, Wallace 13, McAleer 2

2B—McKean 151, Tebeau 7

3B—Wallace 141, Burke 13, Tebeau 3

OF—Burkett 150, Blake 136, McAleer 104, Heidrick 19, Frank 17, Sockalexis 16, O'Connor 15, McAllister 8, Biecher 8, Wilson 3

C—Criger 82, O'Connor 48, Zimmer 19, Schrecongost 9

P—Young 46, Powell 42, Wilson 33, Cuppy 18, McAllister 9, Jones 9, Fraser 6, Bates 4, Kelb 3, McBride 1

	Pos	G	TC	PO	A	DP	E	PB	FA
McKean	SS	151	782	304	425	47	53	—	.932
Burkett	LF	150	304	268	17	3	19	—	.938
Wallace	3B	141	566	201	329	19	36	—	.936
"	2B	13	86	47	36	4	3	—	.965
Blake	RF	136	272	234	25	3	13	—	.952
Childs	2B	110	691	273	370	37	48	—	.931
McAleer	CF	104	258	239	10	4	9	—	.965
Tebeau	1B	91	1015	956	43	43	16	—	.984
Criger	C	82	446	322	105	9	19	10	.957
O'Connor	1B	69	633	586	36	33	11	—	.983
"	C	48	217	156	53	2	8	6	.963
"	RF@	15	23	19	3	1	1	—	.957
Young	P	46	138	12	122	2	4	—	.971
Powell	P	42	84	11	70	2	3	—	.964
"	2B	34	194	85	98	8	11	—	.943
Wilson	P	33	99	11	83	1	5	—	.949
Zimmer	C	19	101	78	20	2	3	2	.970
Heidrick	CF	19	40	29	5	1	6	—	.850
Cuppy	P	18	29	3	24	1	2	—	.931
Frank	CF@	17	47	40	3	2	4	—	.915
Sockalexis	CF@	16	28	21	6	3	1	—	.964
Burke	3B	13	34	8	21	0	5	—	.853
		156	6285	3999	1985	95	301	20	.952

THE ANNUAL RECORD

	G	IP	H	GS	CG	W	L	SO	BB	Sh	Sv	ERA	HB	WP	HR
Cy Young	46	377.2	387	41	40	25	13	101	41	1	0	2.53	9	9	6
Jack Powell	42	342	328	41	36	23	15	93	112	6	0	3.00	16	6	8
Zeke Wilson	33	254.2	307	31	28	13	18	45	51	1	0	3.60	7	4	4
Nig Cuppy	18	128	147	15	13	9	8	27	25	1	0	3.30	6	0	4
Bert Jones	9	72	76	9	7	4	4	26	29	0	0	3.00	4	1	0
Sport McAllister	9	65.1	73	7	6	3	4	9	23	0	0	4.55	3	1	2
Chick Fraser (2)	6	42	49	6	6	2	3	19	12	0	0	5.57	6	2	2
Frank Bates	4	29	30	4	4	2	1	5	11	0	0	3.10	1	0	0
George Kelb	3	16.1	23	1	1	0	1	8	1	0	0	4.41	4	0	0
Pete McBride	1	7	9	1	1	0	1	6	4	0	0	6.43	1	3	0
	1334	1429	156	142	81	68	339	309	9	0	0	3.20	57	26	26

PHILADELPHIA

George Stallings (19-27) Bill Shettsline (59-44)

Philadelphia Base Ball Grounds II

	G	AB	H	R	2B	3B	HR	RBI	BB	SB	HBP	SH	BA	SA	OBP
CF Dick Cooley	149	629	196	123	24	12	4	55	48	17	4	11	.312	.407	.364
2B Nap Lajoie	147	608	197	113	43	11	6	127	21	25	7	5	.324	.461	.354
1B Klondike Douglass	146	582	150	105	26	4	2	48	55	18	11	25	.258	.326	.333
LF Ed Delahanty	144	548	183	115	36	9	4	92	77	58	11	4	.334	.454	.426
SS Monte Cross	149	525	135	68	25	5	1	50	55	20	8	11	.257	.330	.337
RF Elmer Flick	134	453	137	84	16	13	8	81	86	23	15	11	.302	.448	.430
C Ed McFarland	121	429	121	65	21	5	3	71	44	4	2	9	.282	.375	.352
3B Billy Lauder	97	361	95	42	14	7	2	67	19	6	0	13	.263	.357	.300
P Al Orth	38	123	36	17	6	4	1	14	3	1	0	7	.293	.431	.310
P Wiley Piatt	41	122	32	19	2	1	0	9	6	0	1	1	.262	.295	.302
P Red Donahue	35	112	16	8	0	1	0	10	4	1	0	7	.143	.161	.172
Sub Ed Abbaticchio	25	92	21	9	4	0	0	14	7	4	1	2	.228	.272	.290
Sub Morg Murphy (2)	25	86	17	6	3	0	0	11	6	0	1	3	.198	.233	.258
Sub Billy Nash	20	70	17	9	2	1	0	9	11	0	0	0	.234	.300	.346
P Jack Fifield	21	64	7	5	1	1	0	4	5	1	0	3	.109	.156	.174
Sub Sam Thompson	14	63	23	14	5	3	1	5	4	2	0	0	.349	.571	.388
Sub Dave Fultz	9	55	10	7	2	2	0	5	6	1	0	0	.181	.291	.262
P George Wheeler	15	43	8	5	1	0	0	3	3	0	0	3	.186	.209	.239
Sub Kid Elberfeld	14	38	9	1	4	0	0	7	5	0	7	2	.237	.342	.420
P Davey Dunkle	12	28	6	2	1	0	0	1	1	0	0	0	.214	.250	.241
Sub Ike Fisher	9	26	3	0	1	0	0	0	0	1	1	0	.214	.250	.241
Sub Jack Boyle	6	22	2	0	0	1	0	3	1	0	0	1	.091	.182	.130
P Bill Duggleby	9	21	5	4	1	0	1	6	4	0	0	1	.238	.429	.360
P Ed Murphy	7	14	5	0	0	0	0	3	0	0	0	1	.357	.357	.357
P Bert Conn	1	3	1	1	0	1	0	1	0	0	0	0	.333	1.000	.333
P Bob Becker	1	1	0	0	0	0	0	0	1	0	0	0	.000	.000	.500
PR George Stallings	1	0	1	0	0	0	0	0	0	0	0	0	—	—	—
	150	5118	1431	823	238	81	33	706	472	182	69	120	.280	.377	.348

1B—Douglass 146, Boyle 4, Lajoie 1

2B—Lajoie 146, Abbaticchio 4, Fultz 3

SS—Cross 149, Fultz 1

3B—Lauder 97, Abbaticchio 20, Nash 20, Elberfeld 14, Fisher 1

OF—Cooley 149, Delahanty 144, Flick 133, Fultz 14, Thompson 14, Abbaticchio 1, Orth 1

C—McFarland 121, M. Murphy 25, Fisher 8, Boyle 3

P—Piatt 39, Donahue 35, Orth 32, Fifield 21, Wheeler 15, Dunkle 12, Duggleby 9, E. Murphy 7, Conn 1, Becker 1

	Pos	G	TC	PO	A	DP	E	PB	FA
Cross	SS	149	1003	404	506	65	93	—	.907
Cooley	CF	149	389	352	15	2	22	—	.943
Douglass	1B	146	1341	1236	73	74	32	—	.976
Lajoie	2B	146	894	442	406	59	46	—	.949
Delahanty	LF	144	334	302	20	5	12	—	.964
Flick	RF	133	277	237	21	4	19	—	.931
McFarland	C	121	579	420	136	7	23	23	.960
Lauder	3B	97	350	132	171	6	47	—	.866
Piatt	P	39	90	9	66	2	15	—	.833
Donahue	P	35	108	12	87	9	4	—	.917
Orth	P	32	73	8	62	1	3	—	.959
Murphy	C	25	111	77	30	2	4	1	.964
Fifield	P	21	37	5	29	2	3	—	.919
Nash	3B	20	71	35	33	6	3	—	.958
Abbatichio	3B	20	55	26	19	0	10	—	.819
Wheeler	P	15	55	8	41	0	6	—	.891
Elberfeld	3B	14	39	13	18	1	8	—	.795
Fultz	RF@	14	31	26	1	1	4	—	.871
Thompson	RF	14	24	19	5	0	0	—	1.000
Dunkle	P	12	14	1	11	0	2	—	.857
		150	6049	3862	1808	102	379	27	.937

	G	IP	H	GS	CG	W	L	SO	BB	Sh	Sv	ERA	HB	WP	HR
Wiley Piatt	39	306	285	37	33	24	14	121	97	6	0	3.18	19	6	2
Red Donahue #	35	284.1	327	35	33	16	17	57	80	1	0	3.55	14	2	7
Al Orth	32	250	290	28	25	15	13	52	53	1	0	3.02	8	0	2
Jack Fifield	21	171.1	170	21	18	11	9	31	60	2	0	3.31	18	7	2
George Wheeler	15	112.1	155	13	10	6	8	20	36	0	0	4.17	6	4	1
Davey Dunkle	12	68.1	83	7	4	1	4	21	38	0	0	6.98	9	5	1
Bill Duggleby	9	54	70	5	4	3	3	12	18	0	0	5.50	6	2	4
Ed Murphy	7	30	41	3	2	1	2	8	10	0	0	5.10	1	1	3
Bert Conn	1	7	13	1	0	0	1	3	2	0	0	6.43	0	0	1
Bob Becker	1	5	6	0	0	0	0	0	5	0	0	10.80	0	0	0
—1 forfeit W vs Chicago on Sept. 16—															
	1288.1	1440	150	129	78	71	325	399	10	0	0	3.72	81	27	23

No-hit game 5-0 vs Boston, July 8

NEW YORK

Bill Joyce (22-21) Cap Anson (9-13) Bill Joyce (46-39)

Polo Grounds III

	G	AB	H	R	2B	3B	HR	RBI	BB	SB	HBP	SH	BA	SA	OBP
CF George Van Haltren	156	654	204	129	28	16	2	68	59	36	4	5	.312	.413	.372
2B Kid Gleason	150	570	126	78	8	5	0	62	39	21	6	4	.221	.253	.278
1B Bill Joyce	145	508	131	91	20	9	10	91	88	34	18	5	.258	.392	.386
SS George Davis	126	486	149	80	20	5	2	86	32	26	1	10	.307	.381	.351
3B Fred Hartman	123	475	129	57	16	11	2	88	25	11	4	3	.272	.364	.313
LF Mike Tiernan	103	415	116	90	15	11	5	49	43	19	7	10	.280	.405	.357
C Jack Warner	110	373	96	40	14	5	0	42	22	9	10	4	.257	.322	.316
RF Jack Doyle (2)	82	297	84	42	15	3	1	43	12	4	3	4	.283	.384	.317
P/OF Cy Seymour	80	297	82	41	5	2	4	23	9	8	1	2	.276	.347	.300
Sub Mike Grady	93	287	85	64	19	5	3	49	38	20	11	4	.296	.429	.399
P/UT Charlie Gettig	64	196	49	30	6	2	0	26	15	5	2	1	.250	.301	.310
Sub Walt Wilmot	35	138	33	16	4	2	2	22	9	4	0	2	.239	.341	.286
P Amos Rusie	41	138	29	23	2	4	0	8	1	2	0	0	.219	.283	.216

THE ANNUAL RECORD

	G	AB	H	R	2B	3B	HR	RBI	BB	SB	HBP	SH	BA	SA	OBP
P Jouett Meekin	38	129	27	16	5	1	0	12	9	0	0	0	.209	.264	.261
Sub Tom McCreery (1)	35	121	24	15	4	3	1	17	19	3	0	2	.198	.306	.307
Sub Pop Foster	32	112	30	10	6	1	0	9	0	0	0	1	.268	.329	.268
P Ed Doheny	28	86	14	11	1	1	2	11	4	0	2	0	.163	.267	.217
P Bill Carrick	5	18	3	0	1	0	0	2	1	0	0	0	.167	.222	.211
Sub Tacks Latimer	5	17	5	1	1	0	0	1	0	0	0	0	.294	.353	.294
Sub John Puhl	2	9	2	1	0	0	0	1	0	0	0	0	.222	.222	.222
Sub Joe Regan	2	5	1	1	0	0	0	2	0	0	0	0	.200	.200	.200
P Jock Menefee	1	5	0	0	0	0	0	0	0	0	0	0	.000	.000	.000
Sub Ed Glenn (2)	2	4	1	1	0	0	0	0	3	1	0	4	.250	.250	.571
Sub Jack Gilbert (2)	1	4	1	0	0	0	0	0	0	1	0	0	.250	.250	.250
Sub Parke Wilson	1	4	0	0	0	0	0	0	0	0	0	0	.000	.000	.000
Sub Dave Zearfoss	1	1	1	0	0	0	0	0	0	0	0	0	1.000	1.000	1.000
	157	5349	1422	837	190	86	34	712	428	214	69	61	.266	.353	.328

1B—Joyce 130, Doyle 24, Grady 7, Gettig 2, Rusie 1
 2B—Gleason 144, Gettig 12, Joyce 2, Seymour 1
 SS—Davis 121, Doyle 15, Gettig 9, Gleason 6, Grady 3, Glenn 2, Foster 2
 3B—Hartman 123, Joyce 14, Foster 10, Doyle 5, Gettig 4, Puhl 2
 OF—Van Haltren 156, Tiernan 103, Doyle 38, Seymour 35, McCreery 35, Wilmot 34, Grady 30, Gettig 21, Foster 21, Latimer 2, Regan 2, Gilbert 1, Warner 1, Wilson 1, Rusie 1
 C—Warner 109, Grady 57, Latimer 4, Doyle 2, Zearfoss 1, Gettig 1
 P—Seymour 45, Meekin 38, Rusie 37, Doheny 28, Gettig 17, Carrick 5, Menefee 1

	Pos	G	TC	PO	A	DP	E	PB	FA
Van Haltren	CF	156	350	299	22	5	29	—	.917
Gleason	2B	144	889	366	468	57	55	—	.938
Joyce	1B	130	1386	1252	87	73	47	—	.966
"	3B	14	55	18	31	0	6		.891
Hartman	3B	123	483	146	280	167	57	—	.882
Davis	SS	121	825	349	421	61	55	—	.933
Warner	C	109	697	536	139	10	22	28	.968
Tiernan	LF	103	146	130	12	2	4	—	.973
Grady	C	57	287	214	57	4	16	22	.944
"	RF@	30	56	43	6	1	7		.875
Seymour	P	45	151	22	112	7	17	—	.887
"	OF@	35	64	49	7	2	8		.875
Meekin	P	38	78	18	51	0	9	—	.855
Doyle	RF	38	57	39	10	2	8	3	.860
"	1B	24	227	212	11	9	4		.982
"	SS	15	72	25	41	3	6		.917
Rusie	P	37	95	16	68	3	11	—	.884
McCreery	RF@	35	50	37	4	0	9	—	.820
Wilmot	RF@	34	44	35	4	0	5	—	.886
Doheny	P	28	86	14	62	2	10	—	.884
Foster	LF@	21	30	28	1	0	1	—	.967
"	3B	10	32	7	18	1	7		.781
Gettig	RF@	21	18	14	1	0	3	0	.833
"	P	17	44	5	36	1	3		.932
"	2B	12	52	15	32	2	5		.904
		157	6599	4053	2099	113	447	56	.932

	G	IP	H	GS	CG	W	L	SO	BB	Sh	Sv	ERA	HB	WP	HR
Cy Seymour	45	356.2	313	43	39	25	19	239	213	4	0	3.18	32	17	4
Jouett Meekin	38	320	329	37	34	16	18	82	108	1	0	3.77	12	11	9

	G	IP	H	GS	CG	W	L	SO	BB	Sh	Sv	ERA	HB	WP	HR
Amos Rusie	37	300	288	36	33	20	11	114	103	4	1	3.03	9	13	6
Ed Doheny	28	213	238	27	23	7	19	96	101	0	0	3.68	20	19	1
Charlie Gettig	17	115	141	8	7	6	3	14	39	0	0	3.83	8	1	1
Bill Carrick	5	39.2	39	4	4	3	1	10	21	0	0	3.40	5	0	0
Jock Menefee	1	9.1	11	1	1	0	1	3	2	0	0	4.82	2	0	0
—1 forfeit L vs Baltimore on July 25—															
	1353.2	1359	156	141	77	72	558	587	9	1	3.44	88	61	21	

PITTSBURGH

Bill Watkins

Exposition Park II

	G	AB	H	R	2B	3B	HR	RBI	BB	SB	HBP	SH	BA	SA	OBP
RF Patsy Donovan	147	610	184	112	16	9	0	37	34	41	7	10	.302	.357	.346
LF Jack McCarthy	137	537	155	75	13	12	4	78	34	7	4	21	.289	.380	.336
3B Bill Gray	137	528	121	56	17	5	0	67	28	5	12	17	.229	.280	.283
SS Bones Ely	148	519	110	49	14	5	2	44	24	6	0	13	.212	.270	.247
2B Dick Padden	128	463	119	61	7	6	2	43	35	11	19	5	.257	.311	.335
CF Tom O'Brien (2)	107	413	107	53	10	8	1	45	25	13	11	23	.259	.329	.318
C Pop Schriver	95	315	72	25	15	3	0	32	23	0	3	10	.229	.295	.287
C Mike Bowerman (2)	69	241	66	17	6	3	0	29	7	4	1	3	.274	.324	.297
1B Harry Davis (1)	58	222	65	31	9	13	1	24	12	7	1	6	.293	.464	.332
1B Bill Clark	57	209	64	29	9	7	1	31	22	0	2	3	.306	.432	.378
Sub Tom McCreery (2)	53	190	59	33	5	7	2	20	26	3	0	5	.311	.442	.394
Sub Steve Brodie (1)	42	156	41	15	5	0	0	21	6	3	3	7	.263	.295	.303
P Jesse Tannehill	60	152	44	25	9	3	1	17	7	4	0	6	.289	.408	.321
P Billy Rhines	31	100	15	7	1	1	0	5	6	0	2	1	.150	.180	.213
P Jim Gardner	31	95	14	8	0	0	0	3	14	1	0	2	.154	1.54	.267
P Frank Killen (1)	24	65	17	6	1	0	0	4	6	0	0	4	.272	.277	.324
Sub Bill Eagan	19	61	20	14	2	3	0	5	8	1	6	1	.328	.459	.453
P Bill Hart	16	50	12	4	0	1	0	3	1	1	0	0	.240	.280	.255
Sub John Ganzel	15	45	6	5	0	0	0	2	4	0	1	0	.133	.133	.220
P Charlie Hastings	19	43	10	5	0	1	0	4	7	0	1	1	.233	.279	.353
Sub Morg Murphy (1)	5	16	2	0	0	0	0	2	1	0	0	1	.125	.125	.176
Sub Fred Lake	3	13	1	1	0	0	0	1	2	0	0	1	.077	.077	.200
P Sam Leever	5	12	3	2	0	0	0	1	1	0	1	0	.250	.250	.357
P Bill Hoffer (2)	4	11	1	0	0	1	0	0	0	0	0	0	.091	.273	.091
P Jack Cronin	4	10	1	1	1	0	0	1	2	0	0	0	.100	.200	.250
P Zeke Rosebraugh	4	8	3	0	0	0	0	1	1	0	0	0	.375	.375	.444
Sub Joe Rickert	2	6	1	0	0	0	0	0	0	0	0	1	.167	.167	.167
Sub Hi Ladd (1)	1	1	0	0	0	0	0	0	0	0	0	0	.000	.000	.000
	152	5087	1313	634	140	88	14	520	336	107	74	141	.258	.328	.313

1B—Clark 57, Davis 53, O'Brien 21, Ganzel 12, Bowerman 9, Lake 3, Schriver 1

2B—Padden 128, Eagan 17, O'Brien 7, Gardner 1

SS—Ely 148, O'Brien 4

3B—Gray 137, O'Brien 8, Gardner 8

OF—Donovan 147, McCarthy 137, O'Brien 69, McCreery 51, Brodie 42, Tannehill 7, Davis 6, Rickert 2

C—Schriver 92, Bowerman 59, Murphy 5

P—Tannehill 43, Rhines 31, Gardner 25, Killen 23, Hastings 19, Hart 16, Leever 5, Rosebraugh 4, Hoffer 4, Cronin 4, Ganzel 1

	Pos	G	TC	PO	A	DP	E	PB	FA
Ely	SS	148	889	311	527	58	51	—	.943
Donovan	RF	147	279	238	21	4	20	—	.928

THE ANNUAL RECORD

	Pos	G	TC	PO	A	DP	E	PB	FA
Gray	3B	137	489	172	258	16	59	—	.879
McCarthy	LF	137	337	296	19	4	22	—	.935
Padden	2B	128	748	301	407	46	40	—	.947
Schrivier	C	92	415	302	95	6	18	13	.957
O'Brien	CF	69	172	144	15	4	13	—	.924
"	1B	21	208	198	4	12	6	—	.971
Bowerman	C	59	296	204	76	8	16	10	.946
Clark	1B	57	638	601	27	29	10	—	.984
Davis	1B	53	590	556	22	30	12	—	.980
McCreery	CF@	51	121	107	6	1	8	—	.934
Tannehill	P	43	113	14	94	2	5	—	.956
Brodie	CF@	42	119	110	4	1	5	—	.958
Rhines	P	31	102	11	88	0	3	—	.971
Gardner	P	25	46	10	34	1	2	—	.957
Killen	P	23	56	10	41	1	5	—	.911
Hastings	P	19	46	6	37	2	3	—	.935
Eagan	2B	17	116	46	60	10	10	—	.914
Hart	P	16	43	3	34	3	6	—	.860
Ganzel	1B	12	109	102	3	5	4	—	.963
		152	6278	3969	1969	105	340	24	.946

	G	IP	H	GS	CG	W	L	SO	BB	Sh	Sv	ERA	HB	WP	HR
Jesse Tannehill	43	326.2	338	38	34	25	13	93	63	5	2	2.95	12	6	2
Billy Rhines	31	258	289	29	27	12	16	48	61	2	0	3.52	13	4	0
Jim Gardner	25	185.1	179	22	19	10	13	41	48	1	0	3.21	8	2	3
Frank Killen (1)	23	177.2	201	23	17	10	11	48	41	0	0	3.75	11	3	3
Charlie Hastings	19	137.1	142	13	12	4	10	40	52	0	0	3.41	10	2	2
Bill Hart	16	125	141	15	13	5	9	19	44	1	1	4.82	7	0	4
Sam Leever	5	33	26	3	2	1	0	15	5	0	0	2.45	1	0	0
Bill Hoffer (2)	4	31	26	3	3	3	0	11	15	0	0	1.74	0	1	0
Jack Cronin	4	28	35	4	2	2	2	9	8	1	0	3.54	0	0	0
Zeke Rosebraugh	4	21.2	23	2	2	0	2	6	9	0	0	3.32	3	0	0
	1323.2	1400	152	131	72	76	330	346	10	3	3.41	61	18	14	

LOUISVILLE

Fred Clarke

Eclipse Park II

	G	AB	H	R	2B	3B	HR	RBI	BB	SB	HBP	SH	BA	SA	OBP
LF Fred Clarke	149	599	184	116	23	12	3	47	48	40	15	5	.307	.401	.373
1B Honus Wagner	151	588	176	80	29	33	10	105	31	27	6	10	.299	.410	.341
CF Dummy Hoy	148	582	177	104	15	16	6	66	49	37	9	19	.304	.416	.367
SS Claude Ritchey	151	551	140	65	10	4	5	51	46	19	9	31	.254	.314	.322
3B Billy Clingman	154	538	138	65	12	6	0	50	51	15	5	15	.257	.301	.327
RF Charlie Dexter	112	421	132	76	13	5	1	66	26	44	7	13	.314	.375	.363
C Mal Kittridge	86	287	70	27	8	5	1	31	15	9	0	10	.244	.317	.281
Sub General Stafford (1)	49	181	54	26	3	0	1	25	19	7	1	6	.298	.331	.368
Sub George Decker (2)	42	148	44	27	4	3	0	19	9	9	1	3	.297	.365	.342
P Bert Cunningham	44	140	32	21	3	1	1	16	10	1	0	0	.229	.286	.280
Sub Harry Davis (2)	37	138	30	18	5	2	1	16	7	6	0	3	.217	.304	.255
2B Heinie Smith	35	121	23	14	4	0	0	13	6	6	3	5	.190	.223	.246
P Bill Magee	38	111	14	10	1	0	0	5	2	2	1	1	.126	.135	.149
P Pete Dowling	36	107	21	9	4	4	0	9	6	1	2	2	.196	.308	.252
Sub Bill Wilson	29	102	17	5	1	2	1	13	5	3	1	2	.167	.245	.213
Sub Mike Powers	34	99	27	13	4	3	1	19	5	1	0	3	.273	.404	.308
P Chick Fraser (1)	26	78	13	8	0	2	0	3	6	2	0	3	.167	.218	.226

	G	AB	H	R	2B	3B	HR	RBI	BB	SB	HBP	SH	BA	SA	OBP
Sub Doc Nance	22	76	24	13	5	0	1	16	12	2	1	2	.316	.421	.416
Sub Topsy Hartsel	22	71	23	11	0	0	0	9	11	2	1	2	.324	.324	.422
Sub Coonie Snyder	17	61	10	4	0	0	0	6	3	0	1	3	.164	.164	.215
P Red Ehret	13	40	9	3	3	1	0	4	1	0	1	0	.225	.350	.262
Sub Scoops Carey	8	32	6	1	1	1	0	1	1	0	0	0	.188	.281	.212
P Nick Altrock	11	29	7	4	0	0	0	2	2	1	1	0	.241	.241	.313
Sub Billy Taylor	9	24	6	2	1	0	0	2	1	1	1	1	.250	.292	.308
Sub Josh Clarke	6	18	3	0	0	0	0	0	1	0	0	1	.167	.167	.211
Sub Tom Stouch	4	16	5	4	1	0	0	6	1	0	0	0	.313	.375	.353
Sub John Richter	3	13	2	1	0	0	0	0	0	0	0	0	.154	.154	.154
Sub Tommy Leach	3	10	1	0	0	0	0	0	0	0	0	0	.100	.100	.100
P Frank Todd	4	5	1	1	0	1	0	1	0	0	0	0	.200	.600	.200
P Lou Mahaffey	1	4	0	0	0	0	0	0	1	0	0	0	.000	.000	.200
P Dad Clarke	1	3	0	0	0	0	0	0	0	0	0	0	.000	.000	.000
	154	5193	1389	728	150	71	32	601	375	235	66	141	.267	.342	.325

1B—Wagner 75, Davis 34, Decker 32, Carey 8, Powers 6, Wilson 1
 2B—Ritchey 71, Smith 33, Stafford 28, Wagner 10, Dexter 8, Stouch 4, Davis 2, Clingman 1, Taylor 1, Leach 1
 SS—Ritchey 80, Clingman 74
 3B—Clingman 79, Wagner 65, Taylor 7, Leach 3, Richter 3, Stafford 1
 OF—F. Clarke 149, Hoy 148, Dexter 95, Stafford 22, Nance 22, Hartsel 21, Decker 6, J. Clarke 5, Clingman 1, Davis 1, Powers 1
 C—Kittridge 86, Wilson 28, Powers 22, Snyder 17, Dexter 7
 P—Cunningham 44, Magee 38, Dowling 36, Fraser 26, Ehret 12, Altrock 11, Todd 4, D. Clarke 1, Mahaffey 1

	Pos	G	TC	PO	A	DP	E	PB	FA
F. Clarke	LF	149	386	344	19	3	23	—	.940
Hoy	CF	148	388	348	19	6	21	—	.946
Dexter	RF	95	168	148	13	2	7	2	.958
Kittridge	C	86	358	258	80	10	20	12	.944
Ritchey	SS	80	459	194	228	32	37	—	.919
"	2B	71	441	208	212	30	21	—	.952
Clingman	3B	79	339	119	191	12	29	—	.914
"	SS	74	469	169	259	34	41	—	.913
Wagner	1B	75	792	729	41	44	22	—	.972
"	3B	65	237	101	118	11	18	—	.924
"	2B	10	53	17	33	2	3	—	.943
Cunningham	P	44	123	29	81	5	13	—	.894
Magee	P	38	82	11	65	3	6	—	.927
Dowling	P	36	91	11	68	2	12	—	.868
Davis	1B	34	368	336	20	23	12	—	.967
Smith	2B	33	177	74	87	8	16	—	.910
Decker	1B	32	293	279	12	18	2	—	.993*
Stafford	2B	28	151	58	78	6	15	—	.901
"	RF@	22	39	33	4	3	2	—	.949
Wilson	C	28	133	86	33	1	14	8	.895
Fraser	P	26	83	15	65	1	3	—	.964
Powers	C	22	78	58	17	2	3	3	.962
Nance	RF@	22	37	28	7	2	2	—	.946
Hartsel	RF@	21	29	25	2	1	2	—	.931
Snyder	C	17	62	43	15	1	4	5	.935
Ehret	P	12	25	3	17	0	5	—	.800
Altrock	P	11	29	3	26	2	0	—	1.000
		154	6284	3995	1904	114	382	30	.939

THE ANNUAL RECORD

	G	IP	H	GS	CG	W	L	SO	BB	Sh	Sv	ERA	HB	WP	HR
Bert Cunningham	44	362	387	42	41	28	15	34	65	0	0	3.16	20	3	8
Bill Magee	38	295.1	294	33	29	16	15	55	129	3	0	4.05	19	3	8
Pete Dowling	36	285.2	284	32	30	13	20	84	120	0	0	4.16	22	5	7
Chick Fraser (1)	26	203	230	26	20	7	17	58	100	1	0	5.32	23	6	4
Red Ehret	12	89	130	10	9	3	7	20	20	0	0	5.76	3	1	3
Nick Altrock	11	70	89	7	6	3	3	13	21	0	0	4.50	3	5	2
Frank Todd	4	11	23	2	0	0	2	5	8	0	0	13.91	2	0	0
Dad Clarke	1	9	10	1	1	0	1	1	2	0	0	5.00	2	0	1
Lou Mahaffey	1	9	10	1	1	0	1	1	5	0	0	3.00	0	1	0
	1334	1457	154	137	70	81	271	470	4	0	0	4.24	94	24	33

BROOKLYN

Billy Barnie (15-20) Mike Griffin (1-3) Charlie Ebbets (38-68)

Washington Park II

	G	AB	H	R	2B	3B	HR	RBI	BB	SB	HBP	SH	BA	SA	OBP
RF Fielder Jones	146	596	181	89	15	9	1	69	46	36	8	17	.304	.364	.362
CF Mike Griffin	134	537	161	88	18	6	2	40	60	15	8	5	.300	.367	.379
1B Candy LaChance	136	526	130	62	23	7	5	65	31	23	8	11	.247	.346	.299
2B Bill Hallman	134	509	124	57	10	7	2	63	29	9	5	11	.244	.303	.291
3B Billy Shindle	120	466	105	50	10	3	1	41	10	3	5	12	.225	.266	.249
LF Jimmy Sheckard	105	408	113	51	17	9	4	64	37	8	8	6	.277	.392	.349
SS George Magoon	93	343	77	35	7	0	1	39	30	7	3	1	.224	.254	.293
C Jack Ryan	87	301	57	39	11	4	0	24	15	5	2	3	.189	.252	.233
1B Tommy Tucker (1)	73	283	79	35	9	4	1	34	12	1	7	6	.279	.350	.325
Sub Aleck Smith	52	199	52	25	6	5	0	23	3	7	1	7	.261	.342	.276
C John Grim	52	178	50	17	5	1	0	11	8	1	3	3	.281	.320	.323
P Jack Dunn	51	167	41	21	0	1	0	19	7	3	1	1	.246	.257	.280
P Bill Kennedy	40	135	34	15	7	2	0	13	3	2	0	1	.252	.333	.268
P Joe Yeager	43	134	23	12	5	1	0	15	7	1	1	3	.172	.224	.218
Sub John Anderson (1) (3)25	90	22	12	5	4*	0	10	6	2	1	0	0	.244	.389*	.306
Sub Tom Daly	23	73	24	11	3	1	0	11	14	6	1	0	.329	.397	.443
P Ralph Miller	24	62	12	6	1	0	0	6	4	1	2	1	.194	.210	.265
P Kit McKenna	14	40	9	5	3	0	0	7	2	0	0	1	.225	.300	.262
Sub Butts Wagner (2)	11	38	9	2	1	1	0	3	2	0	0	1	.237	.316	.275
P Ed Stein	3	10	4	1	0	0	0	1	1	0	0	0	.400	.400	.455
P Harry Howell	2	8	2	1	0	0	0	1	1	0	0	1	.250	.250	.333
P Welcome Gaston	2	8	1	2	0	1	0	1	0	0	0	0	.125	.375	.125
P Harley Payne	1	4	3	1	0	0	0	3	0	0	0	0	.750	.750	.750
P Elmer Horton	1	4	1	0	0	0	0	0	0	0	0	0	.250	.250	.250
P Lefty Hopper	2	4	0	1	0	0	0	0	0	0	0	0	.000	.000	.000
P F. C. Hansford	1	3	0	0	0	0	0	0	0	0	0	0	.000	.000	.000
	149	5126	1314	638	156	66	17	563	328	130	65	91	.256	.322	.309

1B—LaChance 74, Tucker 73, Anderson 2, Ryan 1, Smith 1

2B—Hallman 124, Daly 23, Smith 2, Yeager 1

SS—Magoon 93, LaChance 48, Dunn 4, Jones 2, Yeager 2

3B—Shindle 120, Wagner 11, Hallman 10, Ryan 4, Dunn 2, Smith 2, Sheckard 1

OF—Jones 144, Griffin 134, Sheckard 105, Smith 26, Anderson 22, LaChance 13, Yeager 4, Dunn 4, Miller 1

C—Ryan 84, Grim 52, Smith 20

P—Dunn 41, Kennedy 40, Yeager 36, Miller 23, McKenna 14, Stein 3, Howell 2, Gaston 2, Hopper 2, Horton 1, Hansford 1, Payne 1

	Pos	G	TC	PO	A	DP	E	PB	FA
Jones	RF	144	260	229	17	7	14	—	.946
Griffin	CF	134	343	314	20	7	9	—	.974
Hallman	2B	124	728	268	419	46	41	—	.944
"	3B	10	22	5	13	1	4	—	.818
Shindle	3B	120	474	154	278	23	42	—	.911
Sheckard	LF	105	243	213	12	2	18	—	.926
Magoon	SS	93	601	199	357	38	45	—	.925
Ryan	C	84	398	289	93	13	16	11	.960
LaChance	1B	74	837	807	20	53	10	—	.988
"	SS	48	288	107	143	20	38	—	.869
"	LF@	13	21	20	0	0	1	—	.952
Tucker	1B	73	854*	797*	49	44	8	—	.991
Grim	C	52	222	155	56	6	11	12	.950
Dunn	P	41	98	22	70	2	6	—	.939
Kennedy	P	40	129	15	108	5	6	—	.953
Yeager	P	36	120	10	99	3	11	—	.908
Smith	LF@	26	44	40	0	1	4	—	.909
"	C	20	96	63	24	4	9	2	.906
Daly	2B	23	134	56	77	12	1	—	.993
Miller	P	23	63	9	49	0	5	—	.921
Anderson	CF@	22	41	37	3	1	1	—	.976
McKenna	P	14	36	1	34	0	1	—	.972
Wagner	3B	11	48	15	24	1	9	—	.813
		149	6259	3890	2035	125	334	25	.947

	G	IP	H	GS	CG	W	L	SO	BB	Sh	Sv	ERA	HB	WP	HR
Bill Kennedy	40	339.1	360	39	38	16	22	73	123	0	0	3.37	5	5	12
Jack Dunn	41	322.2	352	37	31	16	21	66	82	0	0	3.60	15	7	10
Joe Yeager	36	291.1	333	33	32	12	22	70	80	0	0	3.65	6	3	4
Ralph Miller	23	151.2	161	21	6	4	14	43	86	0	0	5.34	13	5	4
Kit McKenna	14	100.2	118	9	7	2	6	27	57	0	0	5.63	17	4	4
Ed Stein	3	23	39	2	2	0	2	6	9	0	0	5.48	0	1	0
Harry Howell	2	18	15	2	2	2	0	2	11	0	0	5.00	1	2	0
Welcome Gaston	2	16	17	2	2	1	1	0	9	0	0	2.81	0	1	0
Lefty Hopper	2	11	14	2	2	0	2	5	5	0	0	4.91	0	1	0
Elmer Horton	1	9	16	1	1	0	1	0	6	0	0	10.00	0	1	0
F.C. Hansford	1	7	10	0	0	0	0	0	5	0	0	3.86	0	0	0
* One combined shutout on Sept. 30: Kennedy 3 innings, Dunn 5 innings															
		1298.2	1446	149	134	54	91	294	476	1	0	4.01	57	31	34

WASHINGTON

Tom Brown (12-26) Jack Doyle (8-9) Deacon McGuire (21-47) Arthur Irwin (10-19)

Boundary Field

	G	AB	H	R	2B	3B	HR	RBI	BB	SB	HBP	SH	BA	SA	OBP
RF Jake Gettman	142	567	157	75	16	5	5	47	29	32	6	10	.277	.349	.319
LF Kip Selbach	132	515	156	88	28	11	3	60	64	25	3	7	.303	.417	.383
2B Heinie Reitz	132	489	148	62	20	2	2	47	32	11	9	13	.303	.364	.357
C Deacon McGuire	131	489	131	59	18	3	1	57	24	10	6	10	.268	.323	.310
CF John Anderson (2)	110	430	131	70	28	18*	9	71	23	18	12	6	.305	.516*	.357
SS Zeke Wrigley	111	400	98	50	9	10	2	39	20	10	1	7	.245	.333	.283
C Duke Farrell	99	338	106	47	12	6	1	53	34	12	4	3	.314	.393	.383
P/UT Win Mercer	80	249	80	38	3	5	2	25	18	14	1	9	.321	.398	.369
3B Jud Smith	66	234	71	33	7	5	3	28	22	11	6	5	.303	.415	.378
Sub Butts Wagner (1)	63	223	50	20	11	2	1	31	14	4	3	3	.224	.305	.279
1B Jack Doyle (1)	43	177	54	26	2	2	2	26	7	9	1	0	.305	.373	.335

THE ANNUAL RECORD

	G	AB	H	R	2B	3B	HR	RBI	BB	SB	HBP	SH	BA	SA	OBP
P Gus Weyhing	46	141	25	12	3	0	0	5	8	2	0	7	.177	.199	.221
Sub Doc Casey	28	112	31	13	2	0	0	15	3	15	1	1	.277	.295	.302
Sub Bert Myers	31	110	29	14	1	4	0	13	13	2	0	1	.264	.345	.341
Sub Buck Freeman	29	107	39	19	2	3	3	21	7	2	4	1	.364	.523	.424
P Bill Donovan	39	103	17	11	2	2	2	8	4	2	2	1	.165	.282	.211
P Bill Dinneen	32	80	8	10	0	1	0	3	9	1	4	1	.100	.125	.226
Sub Charlie Carr	20	73	14	6	2	0	0	4	2	2	0	1	.192	.219	.213
Sub Frank Gatins	17	58	13	6	2	0	0	5	3	2	1	0	.224	.259	.274
P Frank Killen (2)	21	55	15	7	2	0	0	7	12	1	0	0	.273	.309	.403
Sub Tom Leahy	15	55	10	10	2	0	0	5	8	6	1	0	.182	.218	.297
Sub Tom Brown	16	55	9	8	1	0	0	2	5	3	0	0	.164	.182	.233
P Cy Swaim	16	35	5	2	0	0	0	4	0	0	0	0	.143	.143	.143
Sub Bob McHale	11	33	6	5	2	0	0	7	1	1	3	1	.182	.242	.270
Sub Jim Field	5	21	2	1	0	0	0	0	0	1	0	0	.095	.095	.095
P Doc Amole	7	20	2	4	0	0	0	0	1	0	0	0	.100	.100	.143
P Roy Evans	7	19	1	2	0	0	0	2	2	0	0	0	.053	.053	.143
P Kirtley Baker	6	18	5	3	0	1	0	3	3	0	0	0	.278	.389	.381
Sub Bill Eagle	4	13	4	0	1	0	0	2	0	0	0	0	.308	.385	.308
Sub Tom Kinslow (1)	3	9	1	0	0	0	0	0	0	0	0	0	.111	.111	.111
P Pop Williams	2	8	3	3	1	0	0	0	0	0	1	0	.375	.500	.444
Sub Jack Gilbert (1)	2	5	1	0	0	0	0	1	1	1	1	1	.200	.200	.429
Sub Marty McQuaid	1	4	0	0	0	0	0	0	0	0	0	0	.000	.000	.000
Sub Ed Glenn (1)	1	4	0	0	0	0	0	0	0	0	0	0	.000	.000	.000
P Jack Sutthoff	2	3	1	0	0	0	0	0	1	0	0	0	.333	.333	.500
Sub Harry Davis (3)	1	3	0	0	0	0	0	0	0	0	0	0	.000	.000	.000
P Charlie Weber	1	2	0	0	0	0	0	0	0	0	0	0	.000	.000	.000
<hr/>															
	155	5257	1423	704	177	80	36	591	370	197	70	88	.271	.355	.327

1B—Doyle 38, McGuire 37, Farrell 28, Carr 20, Anderson 17, Smith 7, Field 5, Gettman 3, Davis 1, McHale 1, Kinslow 1
 2B—Reitz 132, Wrigley 11, Doyle 5, Wagner 5, Leahy 3, Smith 1, Mercer 1, Donovan 1
 SS—Wrigley 97, Mercer 23, Gatins 17, Smith 10, Wagner 8, Casey 4, Selbach 1, Donovan 1, Glenn 1, McHale 1
 3B—Smith 47, Wagner 39, Myers 31, Casey 22, Leahy 12, Mercer 5, Wrigley 1
 OF—Gettman 139, Selbach 131, Anderson 93, Freeman 29, Donovan 20, Mercer 19, Brown 15, Wagner 10, McHale 9,
 Eagle 4, Killen 4, Wrigley 3, Dinneen 2, Gilbert 2, Weyhing 1, McQuaid 1
 C—McGuire 93, Farrell 61, Kinslow 3, Casey 3
 P—Weyhing 45, Mercer 33, Dinneen 29, Killen 17, Donovan 17, Swaim 16, Evans 7, Amole 7, Baker 6, Sutthoff 2,
 Williams 2, Weber 1

	Pos	G	TC	PO	A	DP	E	PB	FA
Gettman	RF	139	272	234	18	4	20	—	.926
Reitz	2B	132	755	323	401	56	31	—	.959
Selbach	LF	131	363	320	24	6	19	—	.948
Wrigley	SS	97	646	252	326	42	68	—	.895
"	2B	11	67	31	32	3	4		.940
McGuire	C	93	480	371	93	11	16	11	.967
"	1B	37	376	336	27	26	13		.965
Anderson	CF	93	232	200	20	3	12	—	.948
"	1B	17	170	154	8	12	8		.953
Farrell	C	61	297	192	84	4	21	5	.929
"	1B	28	260	242	12	18	6		.977
Smith	3B	47	154	65	74	6	15	—	.903
"	SS	10	67	24	33	2	10		.851
Weyhing	P	45	97	16	73	2	8	—	.918
Wagner	3B	39	150	54	71	5	25	—	.833
"	RF@	10	14	11	0	0	3		.786
Doyle	1B	38	375	344	17	23	14	—	.963

	Pos	G	TC	PO	A	DP	E	PB	FA
Mercer	P	33	73	14	49	2	10	—	.863
"	SS	23	115	38	63	6	14		.878
"	CF@	19	36	33	0	0	3		.917
Myers	3B	31	115	35	61	6	19	—	.835
Dinneen	P	29	61	6	50	1	5	—	.918
Freeman	LF@	29	45	39	5	2	1	—	.978
Casey	3B	22	75	22	45	4	8	0	.893
Carr	1B	20	219	200	8	15	11	—	.950
Donovan	CF@	20	45	38	4	3	3	—	.933
"	P	17	26	6	17	2	3		.885
Gatins	SS	17	81	22	42	6	17	—	.790
Killen	P	17	33	2	28	2	3	—	.909
Swaim	P	16	26	4	18	1	4	—	.846
Brown	CF@	15	40	36	1	0	3	—	.925
Leahy	3B	12	46	16	26	1	4	—	.913
		155	6223	3914	1866	119	443	16	.929

	G	IP	H	GS	CG	W	L	SO	BB	Sh	Sv	ERA	HB	WP	HR
Gus Weyhing	45	361	428	42	39	15	26	92	84	0	0	4.54	16	7	9
Win Mercer	33	233.2	309	30	24	12	18	52	71	0	0	4.82	18	1	3
Bill Dinneen	29	218.1	238	27	22	9	16	83	80	0	0	4.00	16	11	6
Frank Killen (2)	17	128.1	149	16	15	6	9	43	29	0	0	3.58	2	3	4
Cy Swaim	16	101.1	119	13	9	3	11	30	28	0	0	4.26	4	1	4
Bill Donovan	17	88	88	7	6	1	6	36	69	0	0	4.30	7	12	1
Roy Evans	7	50.2	50	6	4	3	3	11	25	0	0	3.38	7	2	0
Doc Amole	7	49.1	83	5	4	0	6	11	22	0	0	7.84	6	2	0
Kirtley Baker	6	47	56	5	4	2	3	7	18	0	0	3.06	0	1	1
Pop Williams	2	17	32	2	2	0	2	3	7	0	0	8.47	0	0	0
Jack Sutthoff	2	8.1	16	1	0	0	0	3	8	0	0	12.96	0	0	1
Charlie Weber	1	4	9	1	0	0	1	0	1	0	0	15.75	2	0	0
	1307	1577	155	129	51	101	371	450	0	1	4.52	78	40	29	

ST. LOUIS**Tim Hurst**

Sportsman's Park II

	G	AB	H	R	2B	3B	HR	RBI	BB	SB	HBP	SH	BA	SA	OBP
3B Lave Cross	151	602	191	71	28	8	3	79	28	14	0	16	.317	.405	.348
RF Tommy Dowd	139	586	143	70	17	7	0	32	30	16	5	14	.244	.297	.287
LF Dick Harley	142	549	135	74	6	5	0	42	34	13	22	6	.246	.275	.316
CF Jake Stenzel (2)	108	404	114	64	15	1	1	33	41	21	13	11	.282	.381	.367
UT Joe Quinn (2)	103	375	94	35	10	5	0	36	24	13	3	9	.251	.304	.301
C Jack Clements	99	335	86	39	19	5	3	41	21	1	7	8	.257	.370	.314
C Joe Sugden	89	289	73	29	7	1	0	34	23	5	3	5	.253	.284	.314
1B George Decker (1)	76	286	74	26	10	0	1	45	20	4	3	5	.259	.304	.314
1B Tommy Tucker (2)	72	252	60	18	7	2	0	20	18	1	12	1	.238	.282	.319
2B Jack Crooks	72	225	52	33	4	2	1	20	40	3	5	11	.231	.280	.359
P Jack Taylor	54	157	38	17	5	2	1	18	12	1	0	5	.242	.318	.296
SS Germany Smith	51	157	25	16	2	1	1	9	24	1	1	2	.159	.204	.275
Sub Suter Sullivan	42	144	32	10	3	0	0	12	13	1	3	1	.222	.243	.300
Sub Russ Hall	39	143	35	13	2	1	0	10	7	1	1	5	.245	.273	.285
Sub Tuck Turner	35	141	28	20	8	0	0	7	14	1	2	5	.199	.255	.280
P Willie Sudhoff	41	120	19	5	2	1	0	4	5	0	1	5	.158	.192	.198
P Kid Carsey	38	105	21	8	0	1	1	10	10	3	0	4	.200	.248	.270
Sub Ducky Holmes (1)	23	101	24	9	1	1	0	0	2	4	1	0	.238	.267	.260

THE ANNUAL RECORD

	G	AB	H	R	2B	3B	HR	RBI	BB	SB	HBP	SH	BA	SA	OBP
P Jim Hughey	35	97	11	6	0	1	1	6	10	1	1	3	.113	.165	.204
Sub Tom Kinslow (2)	14	53	15	5	2	1	0	4	1	0	1	0	.283	.358	.309
P Duke Esper	11	27	10	1	0	0	0	5	1	0	0	0	.370	.370	.393
P Pete Daniels	10	17	3	1	1	0	0	1	3	0	0	0	.176	.235	.300
P George Gillpatrick	7	16	2	1	0	0	0	1	0	0	0	0	.125	.125	.125
Sub Lou Bierbauer	4	9	0	0	0	0	0	0	1	0	0	0	.000	.000	.100
P Harry Maupin	2	7	3	0	0	0	0	1	0	0	0	0	.429	.429	.429
Sub Mike Mahoney	2	7	0	0	0	0	0	0	0	0	0	1	.000	.000	.000
P Jim Callahan	2	4	0	0	0	0	0	0	0	0	0	0	.000	.000	.000
P Joe Gannon	1	3	0	0	0	0	0	0	0	0	0	0	.000	.000	.000
P Tom Smith	1	2	1	0	0	0	0	0	1	0	0	0	.500	.500	.667
Sub Jim Donnelly	1	1	1	0	0	0	0	0	0	0	0	0	1.000	1.000	1.000
	154	5214	1290	571	149	55	13	470	383	104	84	117	.247	.305	.309

1B—Decker 75, Tucker 72, Sugden 8, Mahoney 2, Kinslow 1, Sullivan 1
 2B—Crooks 66, Quinn 62, Dowd 11, Carsey 10, Sullivan 6, Bierbauer 2
 SS—G. Smith 51, Quinn 41, Hall 35, Sullivan 23, Cross 2, Crooks 2, Bierbauer 1
 3B—Cross 149, Crooks 3, Hall 3, Bierbauer 1, Donnelly 1
 OF—Harley 141, Dowd 129, Stenzel 108, Turner 34, Holmes 22, Sugden 15, Sullivan 10, Carsey 8, Taylor 2, Crooks 1, Hall 1
 C—Clements 86, Sugden 60, Kinslow 14
 P—Taylor 50, Sudhoff 41, Hughey 35, Carsey 20, Daniels 10, Esper 10, Gillpatrick 7, Maupin 2, Callahan 2, T. Smith 1, Gannon 1, Sullivan 1

	Pos	G	TC	PO	A	DP	E	PB	FA
Cross	3B	149	599	215	351	20	33	—	.945
Harley	LF	141	364	311	26	3	27	—	.926
Dowd	RF	129	238	208	11	3	19	—	.920
"	2B	11	57	23	28	3	6	—	.895
Stenzel	CF	108	281	257	8	2	16	—	.943
Clements	C	86	379	287	81	8	11	17	.971
"	2B	66	418	192	209	23	17	—	.959
Decker	1B	75	805	772	17	31	16	—	.980*
Tucker	1B	72	813*	755*	76	40	22	—	.973
Crooks	2B	66	418	192	209	23	17	—	.959
Quinn	2B	62	343	139	191	19	13	—	.962
"	SS	41	246	79	149	11	18	—	.927
Sugden	C	60	287	181	88	8	18	6	.937
"	RF@	15	19	17	0	1	2	—	.895
Smith	SS	51	272	79	167	14	26	—	.904
Taylor	P	50	184	18	144	2	22	—	.880
Sudhoff	P	41	141	15	114	5	12	—	.915
Hall	SS	35	182	50	102	12	30	—	.835
Hughey	P	35	86	8	67	2	11	—	.872
Turner	CF@	34	56	50	2	1	4	—	.929
Sullivan	SS	23	128	52	60	6	16	—	.875
"	RF@	10	12	9	3	0	0	—	1.000
Holmes	CF@	22	50	39	6	3	5	—	.900
Carsey	P	20	46	4	39	2	3	—	.935
"	2B	10	52	19	25	1	8	—	.846
Kinslow	C	14	67	44	18	4	5	3	.925
Esper	P	10	20	2	17	0	1	—	.950
Daniels	P	10	20	2	14	1	4	—	.800
		154	6408	3968	2052	97	388	26	.939

	G	IP	H	GS	CG	W	L	SO	BB	Sh	Sv	ERA	HB	WP	HR
Jack Taylor	50	397.1	465	47	42	15	29	89	83	0	1	3.90	25	7	14
Willie Sudhoff	41	315	355	38	35	11	27	65	102	0	1	4.34	27	4	7
Jim Hughey	35	283.2	325	33	31	7	24	74	71	0	0	3.93	11	11	2
Kid Carsey	20	123.2	177	13	10	2	12	10	37	0	0	6.33	10	3	2
Duke Esper	10	64.2	86	8	6	3	5	14	22	0	0	5.98	0	2	1
Pete Daniels	10	54.2	62	6	3	1	6	13	14	0	0	3.62	3	0	4
George Gillpatrick	7	35	42	3	1	0	2	12	19	0	0	6.94	2	2	0
Harry Maupin	2	18	22	2	2	0	2	3	3	0	0	5.50	3	0	0
Tom Smith	1	9	9	1	1	0	1	1	5	0	0	2.00	3	0	0
Joe Gannon	1	9	13	1	1	0	1	2	5	0	0	11.00	1	0	0
Jim Callahan	2	8.1	18	2	1	0	2	2	7	0	0	16.20	2	1	2
Suter Sullivan	1	6	10	0	0	0	0	3	4	0	0	1.50	0	0	0
		1324.1	1584	154	133	39	111	288	372	0	2	4.53	87	30	32

1899

SYNDICATE BALL SINKS THE SPIDERS

To halt the offensive decline and encourage venturesome base-running, rulesmakers imposed a new restriction on pitchers prior to the 1899 season, mandating umpires to charge them with a balk whenever they threw to a base in a pickoff attempt without first palpably stepping toward that base. Between this restraint and the amendments to the balk rule that had been introduced the previous year, League-Association players stole nearly 600 more bases in 1899 than in 1898. More help came for the offense from other new rules requiring a catcher to stand within the marked lines of his position whenever the pitcher delivered the ball to the batter and awarding a batter his base if a catcher interfered with his attempt to swing at a pitch by “tipping” his bat.

Seemingly the rulesmakers achieved their goal. In 1899 the League-Association batting average jumped 11 points and scoring increased some 6%. These figures are misleading, however, for much of the offensive hike stemmed from the defensive ineptness of one team—Cleveland, which surrendered 1,252 runs to shatter all existing records. In truth it was not any change in baseball’s rules but a change in its corporate structure that promoted the momentary offensive revival. The 1899 season will always be highlighted by the influence of “syndicate baseball”—two or more clubs with common ownership—on its end result. Syndicate baseball was not really new in 1899; ever since 1890 several club owners, including John Brush, Al Spalding and Arthur Soden, had owned stock in the New York Giants as well as in their own teams, and St. Louis Browns owner Chris Von der Ahe had previously owned a piece of several other American Association teams, if only to help keep them afloat. But yoking two different clubs under the same management was a concept that had not been part of the major league scene since the mid-1880s, when the Metropolitan Exhibition Company had owned both the New York Mets and Giants. It was first reintroduced by Ferd Abell, one of the two gambling casino partners who had owned the Brooklyn franchise ever since its inception in 1884. Needing financial help when his associate, Charlie Byrne, died in 1898, Abell initially explored the possibility of com-

FORFEIT IV

The last forfeit game in the 12 team League-Association coincided with the last day Baltimore was affiliated with the National League and John McGraw's first of many forfeit losses as a manager. Baltimore was at Brooklyn on October 14, the 1899 season's closing day, with McGraw pitted against his old Orioles boss, Ned Hanlon. In the second inning umpire John Hunt tossed Orioles outfielder Jimmy Sheppard for arguing an out call on a steal attempt too vehemently. When Sheppard ignored the ejection and tried to take his place in the field after the Orioles were retired, Hunt ordered McGraw to remove his outfielder from the game. McGraw refused, compelling Hunt to forfeit the game to Brooklyn. To placate the angry crowd, McGraw and Hanlon then agreed to play a makeup game for an early-season postponement; it was called by darkness after five innings with Brooklyn comfortably ahead. The gift "doubleheader" victory gave Brooklyn a .68243 winning percentage, which is still the franchise record.

binning his Trolley Dodgers with Baltimore owner Henry Von der Horst's Orioles. After Von der Horst rebuffed him, Abell next approached Frederick Robison, who owned the Cleveland club jointly with his brother Stanley. When it appeared that Robison might welcome the idea, Von der Horst told *Sporting Life* editor Francis Richter, "Robison has a great team and a worthless franchise. Abell has a valuable plant and no team. These elements combined would develop a winner that would be of immense financial profit, as Brooklyn patrons are hungry for good base ball."

Von der Horst then realized that if what he said was true, he was a fool for passing up a golden opportunity. Sensing that Robison was about to leap at Abell's offer, he grabbed it himself. Robison and his brother then cast longing eyes on the St. Louis Browns, the League-Association's most moribund team despite being based in the nation's fourth largest city at the time. A few weeks prior to the 1899 season, the Robisons, after a series of convoluted negotiations, gained controlling interest in the Browns and began dressing all of Cleveland's best players in St. Louis livery. The rape stripped Cleveland to a handful of its 1898 benchwarmers, which the Robisons supplemented with undistinguished minor leaguers, rejects from other League-Association teams and fast-fading veterans hoping to hang on for one last season. But the Robisons never imagined their 1899 Cleveland entry would be so wretched. Dubbed the Exiles after being forced to play all its games on the road by all but nonexistent home attendance figures, Cleveland lost 134 games, had no pitchers who logged more than four victories and finished 84 games out of 1st place. All are major league records for futility.

FOR WANT OF A SHORTSTOP

Louisville was on the rise in 1899. Only Bert Cunningham's sag to 17 wins after registering 28 the previous year and a mid-June beaming that sidelined shortstop Billy Clingman for a long stretch kept the Colonels below .500. Following Clingman's injury, manager Fred Clarke brought Charlie Dexter in from the outfield for two days to man short while awaiting the arrival of rookie Rudy Hulswitt from Syracuse of the Eastern League. But after Hulswitt made four quick errors in his big league debut on June 16, Clarke threw pitcher Walt Woods into the breach. The following day Christopher Bayer, a converted catcher who played as Burley Byers, got the assignment but only long enough to make two errors and go hitless in three at bats.

Clarke's next shortstop-for-a-day was lefty Bob Langsford, a career minor leaguer who had been "thrown out of work by the disbanding of the Southern League." Although Langsford handled five chances flawlessly, he was so badly overmatched at the plate that Clarke in desperation played short himself on June 19. Before Clingman was able to return to action, second baseman Claude Ritchey and third baseman Tommy Leach also tried their hands at his job. In all the Colonels used 11 different shortstops in 1899, including two pitchers, Woods and Cunningham. By the end of the season, every team member who got into at least half of the Colonels games had taken his shot at the position except centerfielder Dummy Hoy, who never played a single day at short in his 14-year major league career, and a man who would play "only" 1,888 games at short in his 21-year career. His name was Honus Wagner, and in 1899 Clarke, whose reputed managerial acumen helped win him a plaque in Cooperstown, had him play everywhere else in the outfield and the infield but shortstop.

Riled by slumping attendance figures in Baltimore, Von der Horst had a similar plan for his Orioles. Had matters gone as Von der Horst intended, Baltimore in all likelihood would have been nearly as dismal a team as Cleveland in 1899. But Von der Horst was thwarted when third baseman John McGraw and catcher Wilbert Robinson refused to accompany manager Ned Hanlon, Willie Keeler, Joe Kelley, Hughie Jennings, Doc McJames and several other Orioles stars to Brooklyn because they had developed business interests in Baltimore. McGraw, who had also recently married a Baltimore woman, won Von der Horst's grudging permission to stay behind and manage the Orioles. Given this reprieve, McGraw then set about rebuilding Baltimore. Shrewd trades, the emergence of Joe McGinnity as Baltimore's fifth rookie pitching sensation in five years, and McGraw's own stellar play kept the Orioles in the first division all season. But not even McGraw's inspiration could match the team Hanlon fielded by combining his ex-Orioles with such Brooklyn stalwarts as Fielder Jones, "Roaring Bill" Kennedy and Tom Daly. Jennings's ailing arm left Hanlon momentarily without a shortstop, but he sidestepped

THE 1890S ATTENDANCE LEADER

In the 11-year period between 1890 and 1900 the Cincinnati Reds led the National League in attendance twice (1892 and 1896), the New York Giants also won the attendance battle twice (1894 and 1897), and Chicago drew the top number once, in 1898. The pacesetter in each of the other six seasons was the Philadelphia Phillies, which entered the new century still in search of their first pennant. The Phillies were perennial contenders all during the 1890s, though, so maybe there was a lesson here of some sort. Was it the Phillies in those years that taught a certain man named Connie Mack, then in Pittsburgh, who later managed for half a century in Philadelphia, that the ideal team from a box office standpoint—or so he said—was one that was a perennial contender but never quite won?

that obstacle by swapping Gene Demontreville to Chicago for Bill Dahlen, and when McGraw's wife died in late August of a ruptured appendix, removing Baltimore's spark plug from the lineup for three weeks, Brooklyn ended the month with a nine and a half game bulge on the Orioles and a six-game cushion over the 2nd-place Boston Beaneaters.

Brooklyn's lead was so prohibitive that the closing weeks of the season were just a formality in every city but Louisville. Building on their best League-Association finish to date the previous year, the Colonels played .690 ball in September and ended the campaign only two games below .500. But even with Honus Wagner, Fred Clarke and Dummy Hoy spurring a best-ever .280 team batting average and rookie Deacon Phillippe bagging 21 wins, Louisville could not surmount the same hurdle that tripped every other also-ran in 1899. Of its 11 season series with rival clubs, Brooklyn won all 11. Defending champion Boston gave Brooklyn a crisp battle for a while but eventually succumbed eight times in 14 outings, although the Beaneaters' ace, Vic Willis, won four of five attempts against Hanlon's crew. Indeed Willis and Chicago's Jimmy Callahan, with three wins, were the only twirlers to take Brooklyn's measure more than twice in 1899.

Von der Horst's and Abell's scheme was a success both artistically and financially. Brooklyn drew just under 270,000, more than doubling its 1898 attendance. The Robison brothers, even with a



In his first year as a manager, John McGraw had Baltimore in the thick of the 1899 pennant race until late August when his wife died following an appendectomy. During his absence the team fell apart, and it was little wonder. The Orioles were missing not only their manager but their best player. In 1899 McGraw led the LA in runs even though he missed more than a quarter of the season. He also set post-1893 records for the most runs on fewer than 200 total bases and the most runs with fewer than 40 RBI.

HIGH SCORING SEASONS

John McGraw topped the League-Association with 140 runs in 1899 despite collecting fewer than 400 at bats. Owing to the large number of walks he amassed and his wife's death, which caused him to miss several weeks, McGraw officially came to bat only 399 times. McGraw's average of .351 runs per 100 at bats was bettered on three occasions prior to 1899 but never since. In fact apart from Babe Ruth, who did it several times, only one other player since 1901—Barry Bonds in 2004 (.345)—has compiled an RBA of .300 or better. McGraw, on the other hand, is only one of many men who had .300+ RBAs during the 1893-1900 era. A list of players from that era who scored 100 or more runs and "hit" .300 in runs scored per 1,000 at bats:

	Year	Team	AB	R	RBA
Billy Hamilton	1894	Phi-LA	544	192	.353
John McGraw	1899	Bal-LA	399	140	.351
Joe Kelley	1894	Bal-LA	507	165	.326
Billy Hamilton	1895	Phi-LA	517	166	.321
Ed Delahanty	1895	Phi-LA	480	149	.310
Billy Hamilton	1893	Phi-LA	355	110	.310
John McGraw	1894	Bal-LA	512	156	.305
Mike Griffin	1894	Bro-LA	402	122	.304
Hughie Jennings	1897	Bal-LA	439	133	.303
Ed Delahanty	1894	Phi-LA	489	147	.301
Hughie Jennings	1895	Bal-LA	529	159	.301
Billy Hamilton	1897	Phi-LA	507	152	.300

disappointing 5th-place team, experienced a similar boom in St. Louis as the transferred talent from Cleveland brought a gate increase of more than 220,000. Baltimore and Cleveland had to stomach severe attendance drops, however, as did Washington with a calamitous team that in any ordinary year would have finished last, and not even the Colonels' late surge could prevent a gate decrease of around 30,000 in Louisville as well. With New York Giants owner Andrew Freedman leading the charge, a movement to reduce the League-Association to eight teams began as soon as the 1899 season ended and culminated in March 1900 when three of the four legacies from the American Association—Baltimore, Louisville and Washington—were targeted for elimination, along with Cleveland, which had in effect given its National League blood to St. Louis, the fourth Association legacy. So it happened that the unwieldy 12-team loop was finally judged a failure and could return to calling itself simply the National League. The eight remaining teams absorbed

ONE-GAMER IV

The 1899 season saw a rash of pitchers who disappeared after winning their first and only major league starts, but none was more mysterious—or more effective—than Billy Ging. Chosen by manager Frank Selee to hurl Boston's final game of the season at New York, Ging, just up from New London of the Connecticut League, won a 2-1 nail-biter called by darkness after eight innings. *Sporting Life's* correspondent reported, "The Giants could do nothing with Ging of New London, and barely averted a shut-out." Ging was the last man in the nineteenth century to hurl a complete-game win in his only major league appearance. A list of nineteenth century pitchers who matched Ging's feat at the 60'6" distance:

	Date	Team	Inn	K	BB	ERA
George Stultz	Sept. 22, 1894	Bos-LA	9	1	5	0.00*
King Bailey	Sept. 21, 1895	Cin-LA	8	0	0	5.63
Skel Roach	Aug. 9, 1899	Chi-LA	9	0	1	3.00
Clay Fauver	Sept. 7, 1899	Lou-LA	9	1	2	0.00*
Billy Ging	Sept. 25, 1899	Bos-LA	8	2	5	1.13

* The ERAs are misleading. Neither Stultz nor Fauver pitched a shutout. Fauver actually gave up four runs and Stultz two, albeit all were unearned.

most of the quality players from the four folding franchises, but many veterans like Dummy Hoy and 1898 slugging leader John Anderson were forced to seek berths in the minor leagues when there was no longer enough room to accommodate them. Waiting eagerly to scoop them up was Ban Johnson, president of the Western League. Anticipating that the National League would sever the last link with the American Association by dropping its name along with its teams, in the fall of 1899 Johnson led a crusade to change the title of his circuit to the American League and almost immediately began claiming major league status for it. Johnson's appetite also extended to the four cities the National League had abandoned. He satisfied himself, for the moment, with annexing Cleveland for his new loop, finessing Chicago Orphans president Jim Hart into granting him permission to install an American League team in Chicago and then abetting Charlie Comiskey in moving his St. Paul franchise to the Windy City.



Tommy Tucker had more RBI in 1899 than John McGraw (40 to 33) but collected only 135 total bases in 127 games and scored just 40 runs. In the final season of what several years earlier had seemed an illustrious career, Tucker was just playing out the string. He left the team about a month before the season ended, forcing the Spiders to play rookie catcher Whitey Duncan at first base. Given the lack of élan Tucker displayed that year, it is doubtful that any fans in 1899 saw him perform his patented swan dive trick. Tucker was notorious for falling heavily on a base runner whenever a pickoff throw eluded him, making it impossible for the runner to advance.

THE SEASONAL RECORD

	G	W	L	Pct	H	R	GB	Attendance
1. Brooklyn Superbas	150	100	47	.680	60-16	40-31	—	269,641
2. Boston Beaneaters	153	95	57	.625	53-26	42-31	8	200,384
3. Philadelphia Phillies	154	94	58	.618	58-25	36-33	9	388,933
4. Baltimore Orioles	152	88	62	.581	51-24	35-38	15	121,935
5. St. Louis Perfectos	155	84	67	.556	50-33	34-34	18.5	373,909
6. Cincinnati Reds	157	83	67	.553	57-29	26-38	19	259,536
7. Pittsburgh Pirates	155	76	73	.510	49-34	27-39	25.5	251,834
8. Chicago Orphans	152	75	73	.507	44-39	31-34	26	352,130
9. Louisville Colonels	156	75	76	.497	33-28	42-48	27.5	109,319
10. New York Giants	153	60	90	.400	35-38	25-52	42	121,384
11. Washington Nationals	155	54	98	.355	35-43	19-55	49	86,392
12. Cleveland Exiles	154	20	134	.130	9-33	11-101	84	6,088

	Bro	Bos	Phi	Bal	StL	Cin	Pit	Chi	Lou	NY	Was	Cle	Tot
Brooklyn	—	8	8	8	8	7	8	8	10	10	11	14	100
Boston	6	—	5	7	8	10	10	5	9	12	12	11	95
Philadelphia	6	9	—	7	7	10	6	9	6	10	12	12	94
Baltimore	6	7	6	—	8	4	9	9	6	10	9	12	86
St. Louis	4	6	7	6	—	8	7	6	9	10	8	13	84
Cincinnati	6	4	4	9	5	—	10	6	8	9	8	14	83
Pittsburgh	6	4	8	3	7	3	—	7	8	7	11	12	76
Chicago	5	7	5	5	8	8	6	—	7	7	4	13	75
Louisville	3	5	7	7	5	6	6	7	—	7	12	10	75
New York	2	2	4	4	4	5	6	6	7	—	7	13	60
Washington	3	2	2	4	6	6	3	9	2	7	—	10	54
Cleveland	0	3	2	2	1	0	2	1	4	1	4	—	20
	47	57	58	62	67	67	73	77	76	90	98	134	902

SEASON LEADERS

Batting Average (400 ABs)

1. Delahanty, Philadelphia	.410
2. Burkett, St. Louis	.396
3. McGraw, Baltimore	.391*
4. Keeler, Brooklyn	.379
5. Williams, Pittsburgh	.354

Slugging Average

1. Delahanty, Philadelphia	.582
2. Freeman, Washington	.563
3. Williams, Pittsburgh	.530
4. Wagner, Louisville	.501
5. Burkett, St. Louis	.500

On-Base Percentage

1. McGraw, Baltimore	.547*
2. Delahanty, Philadelphia	.464
3. Burkett, St. Louis	.463
4. Thomas, Philadelphia	.457
5. Stahl, Boston	.426

* Only 399 ABs but qualified because he had over 500 plate appearances

Total Bases

1. Delahanty, Philadelphia	338
2. Freeman, Washington	331
Williams, Pittsburgh	331
3. Wagner, Louisville	288
4. Stahl, Boston	284

Home Runs

1. Freeman, Washington	25
2. Wallace, St. Louis	12
3. Williams, Pittsburgh	9
Delahanty, Philadelphia	9
Mertes, Chicago	9

RBI

1. Delahanty, Philadelphia	137
2. Freeman, Washington	122
3. Williams, Pittsburgh	116
4. Wagner, Louisville	114
5. Wallace, St. Louis	108

Hits

1. Delahanty, Philadelphia	238
2. Burkett, St. Louis	221
3. Williams, Pittsburgh	220
4. Keeler, Brooklyn	216
5. Tenney, Boston	209

Runs

1. McGraw, Baltimore	140
Keeler, Brooklyn	140
3. Thomas, Philadelphia	137
4. Delahanty, Philadelphia	135
5. Williams, Pittsburgh	126

Bases on Balls

1. McGraw, Baltimore	124
2. Thomas, Philadelphia	115
3. Van Haltren, New York	75
4. Childs, Cleveland	74
5. Stahl, Boston	72
Hamilton, Boston	72

Stolen Bases

1. Sheckard, Baltimore	77
2. McGraw, Baltimore	73
3. Heidrick, St. Louis	55
4. Holmes, Baltimore	50
5. F. Clarke, Louisville	49

Hit By Pitch

1. McGann, Brook-Wash	37
2. Brodie, Baltimore	23
3. Jennings, Brooklyn	19
4. Sheckard, Baltimore	18
Freeman, Washington	18

Sacrifice Hits

1. Ely, Pittsburgh	29
2. J. McCarthy, Pittsburgh	27
3. M. Cross, Philadelphia	26
4. Long, Boston	25
5. Thomas, Philadelphia	23

OPS

1. Delahanty, Philadelphia	1.046
2. McGraw, Baltimore	.994
3. Burkett, St. Louis	.963
4. Williams, Pittsburgh	.949
5. Freeman, Washington	.925

PITCHING**Wins**

1. McGinnity, Baltimore	28
Hughes, Brooklyn	28
3. Willis, Boston	27
4. Young, St. Louis	26
5. Tannehill, Pittsburgh	24

Losses

1. Hughey, Cleveland	30
2. Carrick, New York	27
3. Leever, Pittsburgh	23
4. Knepper, Cleveland	22
5. Weyhing, Washington	21
Jack W. Taylor, Chicago	21

Innings

1. Leever, Pittsburgh	379
2. Powell, St. Louis	373
3. Young, St. Louis	369.1
4. McGinnity, Baltimore	366.1
5. Carrick, New York	361.2

Complete Games

1. Young, St. Louis	40
Powell, St. Louis	40
Carrick, New York	40
4. Jack W. Taylor, Chicago	39
5. McGinnity, Baltimore	38

Strikeouts

1. Hahn, Cincinnati	145
2. Seymour, Cincinnati	142
3. Leever, Pittsburgh	121
4. Willis, Boston	120
Doheny, New York	120

Winning Percentage (25 decisions)

1. Hughes, Brooklyn	.824
2. Willis, Boston	.771
3. Hahn, Cincinnati	.742
4. Donahue, Philadelphia	.724
5. Kennedy, Brooklyn	.710

ERA (154 innings)

1. Willis, Boston	2.50
2. Young, St. Louis	2.58
3. McGinnity, Baltimore	2.678
4. Hahn, Cincinnati	2.680
5. Hughes, Brooklyn	2.684

Lowest OOBP

1. Young, St. Louis	.285
2. Hahn, Cincinnati	.289
3. Nichols, Boston	.298
4. Willis, Boston	.303
5. Kitson, Baltimore	.304

Lowest OBA

1. Willis, Boston	.222
2. Hughes, Brooklyn	.232
3. Hahn, Cincinnati	.242
4. Seymour, New York	.245
5. Leever, Pittsburgh	.247

FIELDING**Putouts**

1B	
Everett, Chicago	1491
Tenney, Boston	1474
McGann, Brooklyn-Wash	1312

Assists

Tenney, Boston	99
Everett, Chicago	95
Beckley, Cincinnati	72

Fielding Average

McGann, Brooklyn-Wash	.988
Beckley, Cincinnati	.986
LaChance, Baltimore	.984

2B

Gleason, New York	404	Gleason, New York	472
Daly, Brooklyn	377	Lowe, Boston	461
Lowe, Boston	361	Daly, Brooklyn	453

Quinn, Cleveland	.962
McPhee, Cincinnati	.95446
Lowe, Boston	.95360

3B

Williams, Pittsburgh	251	Collins, Boston	376
L. Cross, Cleveland-StL	223	L. Cross, Cleveland-StL	358
Collins, Boston	217	Williams, Pittsburgh	355

L. Cross, Cleveland-StL	.959
McGraw, Baltimore	.945
Collins, Boston	.943

THE ANNUAL RECORD

Putouts		Assists		Fielding Average	
SS					
M. Cross, Philadelphia	370	M. Cross, Philadelphia	529	Davis, New York	.946
Long, Boston	351	Lochhead, Cleveland	490	Dahlen, Brooklyn	.941
Lochhead, Cleveland	319	Ely, Pittsburgh	476	Corcoran, Cincinnati	.930
RF					
Sheckard, Baltimore	298	Heidrick, St. Louis	34	Keeler, Brooklyn	.979
Stahl, Boston	253	Sheckard, Baltimore	33	Stahl, Boston	.969
Flick, Philadelphia	234	Stahl, Boston	26	Green, Chicago	.947
CF					
Slagle, Washington	407	Van Haltren, New York	31	Brodie, Baltimore	.979
Dowd, Cleveland	341	Thomas, Philadelphia	22	Dowd, Cleveland	.954
Hoy, Louisville	325	Hoy, Louisville	21	Thomas, Philadelphia	.952
LF					
Selbach, Cincinnati	358	Harley, Cleveland	27	Kelley, Brooklyn	.977
Duffy, Boston	344	Selbach, Cincinnati	27	Duffy, Boston	.970
F. Clarke, Louisville	327	Delahanty, Philadelphia	26	Delahanty, Philadelphia	.969
		Kelley, Brooklyn	26		
C					
Peitz, Cincinnati	332	Bowerman, Pittsburgh	130	Zimmer, Cleveland-Louis	.978
McGuire, Washington-Brook	322	McGuire, Washington-Brook	129	Peitz, Cincinnati	.977
Warner, New York	312	McFarland, Philadelphia	125	McGuire, Washington-Brook	.972
P					
Cunningham, Louisville	35	Young, St. Louis	119	Kitson, Baltimore	.976
Nichols, Boston	25	Griffith, Chicago	109	Woods, Louisville	.975
J. W. Taylor, Chicago	24	Cunningham, Louisville	100	Dunn, Brooklyn	.963
Fraser, Philadelphia	24	Leever, Pittsburgh	100		
Double Plays		Errors		TC/Game	
1B					
Tenney, Boston	107	Everett, Chicago	47	Everett, Chicago	12.0
Everett, Chicago	103	Tenney, Boston	35	Tenney, Boston	10.72
McGann, Brooklyn-Wash	86	Tucker, Cleveland	30	LaChance, Baltimore	10.66
2B					
Daly, Brooklyn	69	Daly, Brooklyn	63	Daly, Brooklyn	6.33
Lowe, Boston	66	Ritchey, Louisville	51	Gleason, New York	6.30
Quinn, Cleveland	61	Gleason, New York	50	Ritchey, Louisville	6.0
3B					
L. Cross, Cleveland-StL	32	Williams, Pittsburgh	66	Williams, Pittsburgh	4.4
Collins, Boston	23	Lauder, Philadelphia	62	L. Cross, Cleveland-StL	4.3
Casey, Washington-Brook	23	Wolverton, Chicago	57	Collins, Boston	4.2
SS					
Long, Boston	68	M. Cross, Philadelphia	90	Davis, New York	7.1
Davis, New York	58	Lochhead, Cleveland	81	Wallace, St. Louis	6.8
M. Cross, Philadelphia	55	Magoon, Baltimore-Chicago	71	M. Cross, Philadelphia	6.4
RF					
Sheckard, Baltimore	14	Heidrick, St. Louis	20	Sheckard, Baltimore	2.4
Green, Chicago	11	Sheckard, Baltimore	20	Flick, Philadelphia	2.2
Flick, Philadelphia	7	Flick, Philadelphia	19	Stahl, Boston	1.9
CF					
Lange, Chicago	11	Hoy, Louisville	27	Slagle, Washington	3.1
Four with	8	Van Haltren, New York	23	Beaumont, Pittsburgh	2.7
		Slagle, Washington	21	Thomas, Philadelphia	2.6
		Beaumont, Pittsburgh	21		

Double Plays		Errors		TC/Game	
LF					
Selbach, Cincinnati	10	Holmes, Baltimore	27	Selbach, Cincinnati	2.9
T. O'Brien, New York	7	Harley, Cleveland	27	Holmes, Baltimore	2.7
Kelley, Brooklyn	7	J. O'Brien, Washington	23	J. O'Brien, Washington	2.6
Harley, Cleveland	7				
C					
McFarland, Philadelphia	14	Bowerman, Pittsburgh	23	Warner, New York	5.6
T. Donahue, Chicago	13	Warner, New York	22	Bowerman, Pittsburgh	5.4
Sugden, Cleveland	11	Schregengost, St. Louis-Cleve	22	Bergen, Boston	5.0
Schregengost, St. Louis-Cleve	11				

Leaders in Passed Balls: McFarland, Philadelphia (32); Warner, New York (21); Bowerman, Pittsburgh (18)

P					
J. W. Taylor, Chicago	8	Seymour, New York	20	Seymour, New York	3.9
Tannehill, Pittsburgh	7	Doheny, New York	17	Cunningham, Louisville	3.7
Carrick, New York	7	Hahn, Cincinnati	13	Callahan, Chicago	3.57

BROOKLYN

Ned Hanlon

Washington Park II

	G	AB	H	R	2B	3B	HR	RBI	BB	SB	HBP	SH	BA	SA	OBP
RF Willie Keeler	141	570	216	140	12	13	1	61	37	45	9	17	.379	.451	.425
LF Joe Kelley	143	538	175	108	21	14	6	93	70	31	7	11	.325	.450	.410
3B Doc Casey (2)	134	525	141	75	14	8	1	43	25	27	9	6	.269	.331	.313
2B Tom Daly	141	498	156	95	24	9	5	88	69	43	12	8	.313	.428	.409
UT John Anderson	117	439	118	65	18	7	4	92	27	25	4	2	.269	.369	.317
SS Bill Dahlen	121	428	121	87	22	7	4	76	67	29	15	4	.283	.395	.398
CF Fielder Jones	102	365	104	75	8	2	2	38	54	18	9	1	.285	.334	.390
C Duke Farrell	80	254	76	40	10	7	2	55	35	6	7	1	.299	.417	.399
Sub Hughie Jennings (1) (3)	67	216	64	42	3	10	0	40	22	18	19	10	.296	.403	.409
1B Dan McGann (1)	63	214	52	49	11	4	2	32	21	16	19*	5	.243	.360	.362
C Deacon McGuire (2)	46	157	50	22	12	4	0	23	12	4	5	1	.318	.446	.385
P Jack Dunn	43	122	30	21	2	1	0	16	3	3	1	2	.246	.279	.270
P Doc McJames	37	112	19	8	4	1	0	6	2	1	0	0	.170	.223	.184
P Bill Kennedy	40	109	27	14	5	3	0	8	7	1	0	1	.248	.349	.293
P Jay Hughes	35	107	27	17	4	2	0	14	12	1	0	2	.252	.327	.328
Sub Aleck Smith (1)	17	61	11	6	0	1	0	6	2	0	0	1	.180	.213	.206
Sub Zeke Wrigley (2)	15	49	10	4	2	2	0	11	3	2	0	1	.204	.327	.250
Sub John Grim	15	47	13	3	1	0	0	7	1	0	2	0	.277	.298	.320
P Joe Yeager	23	47	9	12	0	1	0	4	6	0	4	2	.191	.234	.333
Sub Erve Beck	8	24	4	2	2	0	0	2	0	0	0	0	.167	.250	.167
Sub Pete Cassidy (1)	6	20	3	2	1	0	0	4	1	1	2	0	.150	.200	.261
P Bill Donovan	5	13	3	2	1	0	0	0	0	0	0	0	.231	.308	.231
P Al Maul	4	11	3	2	0	0	0	0	1	0	0	0	.273	.273	.333
P Bill Hill (3)	2	5	3	1	0	1	0	2	0	0	0	0	.600	1.000	6.00
P Bill Reidy	2	3	0	0	0	0	0	0	0	0	0	0	.000	.000	.000
P Dan McFarlan (1)	1	2	0	0	0	0	0	0	0	0	0	0	.000	.000	.000
P Welcome Gaston	1	1	1	0	1	0	0	2	0	0	1	0	1.000	2.000	1.000
	150	4937	1436	892	178	97	27	723	477	271	125	75	.291	.383	.368

1B—McGann 61, Jennings 50, Anderson 41

2B—Daly 141, Beck 6, Jennings 1

SS—Dahlen 110, Wrigley 14, Jennings 12, Yeager 11, Cassidy 2, Beck 2, Dunn 1

3B—Casey 134, Dahlen 11, Cassidy 3, Wrigley 1, Yeager 1

OF—Kelley 143, Keeler 141, Jones 96, Anderson 76, Yeager 1

C—Farrell 78, McGuire 46, Smith 17, Grim 12

P—Dunn 41, Kennedy 40, McJames 37, Hughes 35, Yeager 10, Donovan 5, Maul 4, Reidy 2, Hill 2, Gaston 1, McFarlan 1

THE ANNUAL RECORD

	Pos	G	TC	PO	A	DP	E	PB	FA
Kelley	LF	143	341	307	26	7	8	—	.977
Daly	2B	141	893	377	453	69	63	—	.929
Keeler	RF	141	234	208	21	4	5	—	.979
Casey	3B	134	471	162	258	20	51	—	.892
Dahlen	SS	110	673	256	377	48	40	—	.941
"	3B	11	62	19	41	5	2	—	.968
Jones	CF	96	222	199	11	2	12	—	.946
Farrell	C	78	382	251	111	9	20	3	.948
Anderson	CF@	76	165	148	6	2	11	—	.933
"	1B	41	421	389	24	25	8	—	.981
McGann	1B	61	686	645	31	49	10	—	.985*
Jennings	1B	50	478	446	25	24	7	—	.985
"	SS	12	63	28	24	4	11	—	.825
McGuire	C	46	208*	144	58*	2	6	9	.971
Dunn	P	41	108	21	83	1	4	—	.963
Kennedy	P	40	89	14	67	2	8	—	.910
McJames	P	37	91	6	78	3	7	—	.923
Hughes	P	35	100	19	74	4	7	—	.930
Smith	C	17	72	52	14	1	6	4	.917
Wrigley	SS	14	77	33	34	4	10	—	.870
Grim	C	12	58	39	17	3	2	3	.966
Yeager	SS	11	58	16	37	8	5	—	.914
"	P	10	16	3	13	2	0	—	1.000
		150	6053	3803	1936	125	314	19	.948

	G	IP	H	GS	CG	W	L	SO	BB	Sh	Sv	ERA	HB	WP	HR
Jack Dunn	41	299.1	323	34	29	23	13	48	86	2	2	3.70	18	0	8
Jay Hughes	35	291.2	250	35	30	28	6	99	118	3	0	2.68	14	9	6
Bill Kennedy	40	277.1	297	33	27	22	9	55	86	2	2	2.79	3	7	11
Doc McJames	37	275.1	295	34	27	18	15	105	122	1	1	3.50	10	16	4
Joe Yeager	10	47.2	56	4	2	2	2	6	16	1	1	4.72	2	0	1
AL Maul	4	26	35	4	2	2	0	2	6	0	0	4.50	2	0	1
Bill Donovan	5	25	35	2	2	1	2	11	13	0	1	4.32	0	1	0
Bill Hill (3)	2	11	11	1	1	1	0	3	6	0	1	0.82	0	0	0
Bill Reidy	2	7	9	1	1	1	0	2	2	0	1	2.57	0	0	0
Dan McFarlan (1)	1	6	6	0	0	0	0	0	3	0	0	1.50	0	0	1
Welcome Gaston	1	3	3	0	0	0	0	0	4	0	0	3.00	1	0	0
—2 forfeit Ws: vs New York on June 16 in the 1st inning when catcher Wilson deliberately stepped aside to let a pitch by Seymour hit umpire Oyster Burns as a way of protesting an earlier decision by Burns to give Doc Casey his base when he was hit by a Seymour pitch; vs Baltimore on Oct. 14 (see FORFEIT IV)—															
	1269.1	1320	148	121	98	47	331	463	9	9	3.25	50	33	32	

BOSTON

Frank Selee

South End Grounds II

	G	AB	H	R	2B	3B	HR	RBI	BB	SB	HBP	SH	BA	SA	OBP
1B Fred Tenney	150	603	209	115	19	17	1	67	63	28	3	22	.347	.439	.411
3B Jimmy Collins	151	599	166	98	28	11	5	92	49	12	12	9	.277	.386	.335
LF Hugh Duffy	147	588	164	103	29	7	5	102	39	26	3	11	.279	.378	.427
SS Herman Long	145	578	153	91	30	8	6	100	45	20	3	25	.265	.375	.321
RF Chick Stahl	148	576	202	122	23	19	7	52	72	33	4	9	.351	.493	.426
2B Bobby Lowe	151	559	152	81	5	9	4	88	35	17	1	19	.272	.335	.316
CF Billy Hamilton	84	297	92	63	7	1	1	33	72	19	1	5	.310	.350	.446
C Marty Bergen	72	260	67	32	11	3	1	34	10	4	2	0	.258	.335	.290
C Boileyard Clarke	60	223	50	25	3	2	2	32	10	2	4	6	.224	.283	.270

	G	AB	H	R	2B	3B	HR	RBI	BB	SB	HBP	SH	BA	SA	OBP
Sub General Stafford (1)	55	182	55	29	4	2	3	40	7	9	0	12	.302	.396	.328
Sub Charlie Frisbee	42	152	50	22	4	2	0	20	9	10	2	6	.329	.382	.374
P Kid Nichols	42	136	26	13	3	0	1	12	6	1	0	2	.191	.235	.225
P Vic Willis	41	134	29	14	3	0	0	16	4	0	1	3	.216	.239	.245
P Ted Lewis	29	96	25	9	1	1	0	9	4	1	0	2	.260	.292	.290
Sub Billy Sullivan	22	74	20	10	2	0	2	12	1	2	3	0	.270	.378	.308
P Piano Legs Hickman	19	63	25	15	2	7	0	15	2	1	2	1	.397	.651	.433
P Jouett Meekin (2)	13	41	7	4	1	1	0	4	2	0	0	0	.171	.244	.209
P Frank Killen (2)	12	41	7	3	1	0	0	5	1	0	0	0	.171	.195	.190
P Harvey Bailey	12	34	8	3	2	0	0	2	2	0	1	0	.235	.294	.297
Sub Charlie Kuhns	7	18	5	2	0	0	0	3	2	0	0	0	.278	.278	.350
P Fred Klobedanz	5	11	2	3	0	0	1	3	3	0	0	0	.182	.455	.357
Sub George Yeager	3	8	1	1	0	0	0	0	1	0	0	0	.125	.125	.222
P Oscar Streit	2	7	0	0	0	0	0	0	0	0	0	0	.000	.000	.000
Sub Mike Hickey	1	3	1	0	0	0	0	0	0	0	0	0	.333	.333	.333
P Mike Sullivan	1	3	1	0	0	0	0	0	1	0	0	0	.333	.333	.500
Sub Bill Merritt	1	2	0	0	0	0	0	0	0	0	1	0	.000	.000	.333
P Billy Ging	1	2	0	0	0	0	0	0	0	0	0	1	.000	.000	.000
	153	5290	1517	858	178	90	39	741	431	185	43	133	.287	.377	.345

1B—Tenney 150, Long 2, Hickman 1

2B—Lowe 148, Stafford 5, Hickey 1

SS—Long 143, Stafford 5, Lowe 4, Kuhns 3

3B—Collins 151, Kuhns 3

OF—Stahl 148, Duffy 147, Hamilton 81, Stafford 41, Frisbee 40, Hickman 7, Yeager 2

C—Bergen 72, Clarke 60, B. Sullivan 22, Yeager 1, Merritt 1

P—Nichols 42, Willis 41, Lewis 29, Meekin 13, Killen 12, Bailey 12, Hickman 11, Klobedanz 5, Streit 2, M. Sullivan 1, Ging 1, Stahl 1

	Pos	G	TC	PO	A	DP	E	PB	FA
Collins	3B	151	629	217	376	23	36	—	.943
Tenney	1B	150	1608	1474	99	107	35	—	.978
Lowe	2B	148	862	361	461	66	40	—	.954
Stahl	RF	148	288	253	26	6	9	—	.969
Duffy	LF	147	364	344	9	1	11	—	.970
Long	SS	143	846	351	435	68	60	—	.929
Hamilton	CF	81	186	166	11	2	9	—	.952
Bergen	C	72	358	253	89	4	16	9	.955
Clarke	C	60	300	213	69	4	18	8	.940
Nichols	P	42	101	25	71	3	5	—	.950
Willis	P	41	106	17	81	2	8	—	.925
Stafford	CF@	41	90	86	0	0	4	—	.956
Frisbee	CF@	40	88	68	9	1	11	—	.875
Lewis	P	29	58	17	35	0	6	—	.897
B. Sullivan	C	22	126	94	26	3	6	6	.952
Meekin	P	13	18	3	15	0	0	—	1.000
Killen	P	12	34	6	24	0	4	—	.882
Bailey	P	12	21	2	17	0	2	—	.905
Hickman	P	11	17	4	12	1	1	—	.941
		153	6286	4042	1941	124	303	24	.952

	G	IP	H	GS	CG	W	L	SO	BB	Sh	Sv	ERA	HB	WP	HR
Kid Nichols	42	343.1	326	37	37	21	19	108	82	4	1	2.99	6	8	11
Vic Willis #	41	342.2	277	38	35	27	8	120	117	5	2	2.50	30	12	6
Ted Lewis	29	234.2	245	25	23	17	11	60	73	2	0	3.49	8	3	10

THE ANNUAL RECORD

	G	IP	H	GS	CG	W	L	SO	BB	Sh	Sv	ERA	HB	WP	HR
Jouett Meekin (2)	13	108	111	13	12	7	6	23	23	0	0	2.83	2	2	0
Frank Killen (2)	12	99.1	108	12	11	7	5	23	26	0	0	4.26	3	5	3
Harvey Bailey	12	86.2	83	11	8	6	4	26	35	0	0	3.95	6	1	7
Piano Legs Hickman	11	66.1	52	9	5	6	0	14	40	2	1	4.48	8	2	3
Fred Klobedanz	5	33.1	39	5	4	1	4	8	9	0	0	4.86	2	0	2
Oscar Streit	2	14.2	15	1	1	1	0	0	15	0	0	6.75	2	1	1
Mike Sullivan	1	9	10	1	1	1	0	1	4	0	0	5.00	1	0	1
Billy Ging	1	8	5	1	1	1	0	2	5	0	0	1.13	0	0	0
Chick Stahl	1	2	2	0	0	0	0	0	3	0	0	9.00	0	0	0
	1348	1273	153	138	95	57	385	432	13	4	3.26	68	34	44	

No-hit game 7-1 vs Washington, August 7

PHILADELPHIA

Bill Shettsline

Philadelphia Base Ball Grounds II

	G	AB	H	R	2B	3B	HR	RBI	BB	SB	HBP	SH	BA	SA	OBP
3B Billy Lauder	151	583	156	74	17	6	3	90	34	15	2	7	.268	.333	.310
LF Ed Delahanty	146	581	238	135	55	9	9	137	55	30	4	5	.410	.582	.464
SS Monte Cross	154	557	143	85	25	6	3	65	56	26	10	26	.257	.339	.335
CF Roy Thomas	150	547	178	137	12	4	0	47	115	42	17	23	.325	.362	.457
RF Elmer Flick	127	485	166	98	22	11	2	98	42	31	11	8	.342	.445	.407
1B Dick Cooley	94	406	112	75	15	8	1	31	29	15	4	6	.276	.360	.330
UT Fido Chiles	97	338	108	57	28	7	2	76	16	6	1	1	.320	.462	.352
C Ed McFarland	96	324	108	59	22	9	2	57	36	9	2	9	.333	.475	.403
2B Nap Lajoie	76	312	118	70	19	9	6	70	12	13	10	3	.378	.554	.419
C Klondike Douglass	75	275	70	26	6	6	0	27	10	7	6	4	.255	.310	.296
Sub Joe Dolan	61	222	57	27	6	3	1	30	11	3	2	3	.257	.324	.298
Sub Bill Goeckel	37	141	37	17	3	1	0	16	1	6	3	9	.262	.298	.283
P Wiley Piatt	40	122	33	11	2	2	0	10	5	0	0	3	.270	.320	.299
P Chick Fraser	40	117	21	19	4	1	0	11	6	2	1	1	.179	.231	.226
P Red Donahue	35	111	20	12	0	0	0	7	2	2	2	5	.180	.180	.209
P Al Orth	22	62	13	5	3	1	1	5	1	2	0	1	.210	.339	.222
P Bill Bernhard	21	54	13	5	1	0	0	2	2	1	0	0	.241	.259	.269
P Jack Fifield (1)	14	35	9	2	0	0	0	2	3	0	0	0	.257	.257	.316
P Bill Magee (2)	9	31	5	0	0	0	0	2	1	0	0	1	.161	.161	.188
Sub Red Owens	8	21	1	0	0	0	0	1	2	0	0	1	.048	.048	.130
P George Wheeler	6	17	4	2	1	0	1	3	1	1	0	1	.235	.471	.278
Sub Harry Croft (2)	2	7	1	0	0	0	0	0	1	0	0	0	.143	.143	.250
Sub Dave Fultz (1)	2	5	2	0	0	0	0	0	0	1	0	0	.400	.400	.400
	154	5353	1613	916	241	83	31	787	441	212	75	119	.301	.395	.363

1B—Cooley 79, Goeckel 36, Chiles 25, Thomas 14, Douglass 4, Fultz 1

2B—Lajoie 67, Dolan 61, Chiles 16, Owens 8, Croft 2, Cooley 1, Fultz 1

SS—Cross 154, Fultz 1

3B—Lauder 151, Douglass 4, Fraser 3

OF—Delahanty 143, Thomas 135, Flick 125, Chiles 46, Cooley 14, Lajoie 5, Fraser 2, Orth 1, Douglass 1

C—McFarland 94, Douglass 66

P—Piatt 39, Donahue 35, Fraser 35, Orth 21, Bernhard 21, Fifield 14, Magee 9, Wheeler 6

	Pos	G	TC	PO	A	DP	E	PB	FA
Cross	SS	154	989	370	529	55	90	—	.909
Lauder	3B	151	579	210	307	22	62	—	.893
Delahanty	LF	143	320	284	26	4	10	—	.969

	Pos	G	TC	PO	A	DP	E	PB	FA
Thomas	CF	135	352	313	22	8	17	—	.952
"	1B	14	145	141	1	6	3	—	.979
Flick	RF	125	277	234	24	7	19	—	.931
McFarland	C	94	444	305	125	14	14	32	.968
Cooley	1B	79	814	756	34	56	24	—	.971
"	OF@	14	37	35	0	0	2	—	.946
Lajoie	2B	67	477	224	231	39	22	—	.954
Douglass	C	66	263	179	76	7	8	15	.970
Dolan	2B	61	331	113	190	10	28	—	.915
Chiles	OF@	46	90	79	6	4	5	—	.944
"	1B	25	220	211	2	10	7	—	.968
"	2B	16	89	40	36	4	13	—	.854
Piatt	P	39	60	3	53	1	4	—	.933
Goeckel	1B	36	404	384	11	12	9	—	.978
Fraser	P	35	104	24	71	3	9	—	.913
Donahue	P	35	96	10	82	0	4	—	.958
Bernhard	P	21	40	2	34	1	4	—	.900
Orth	P	21	29	4	19	0	6	—	.793
Fifield	P	14	34	3	28	0	3	—	.912
		154	6345	3989	1977	110	379	47	.940

	G	IP	H	GS	CG	W	L	SO	BB	Sh	Sv	ERA	HB	WP	HR
Wiley Piatt	39	305	323	38	31	23	15	89	86	2	0	3.45	23	5	6
Red Donahue	35	279	292	31	27	21	8	51	63	4	0	3.39	11	2	6
Chick Fraser	35	270.2	278	33	29	21	12	68	85	4	0	3.36	23	17	1
Al Orth	21	144.2	149	15	13	14	3	35	19	3	1	2.49	3	1	0
Bill Bernhard	21	132.1	120	12	10	6	6	23	36	1	0	2.65	6	7	3
Jack Fifield (1)	14	92.2	110	12	9	3	8	8	36	1	1	4.08	4	2	0
Bill Magee (2)	9	70	82	9	7	3	5	4	32	0	0	5.66	7	3	0
George Wheeler	6	39	44	4	3	3	1	3	13	0	0	6.00	3	1	1
	1333.1	1398	154	129	94	58	281	370	15	2	3.47	79	37	17	

BALTIMORE**John McGraw**

Union Park

	G	AB	H	R	2B	3B	HR	RBI	BB	SB	HBP	SH	BA	SA	OBP
LF Ducky Holmes	138	553	177	80	31	7	4	66	39	50	15	16	.320	.423	.381
RF Jimmy Sheppard	147	536	158	104	18	10	3	75	56	77	18	6	.295	.382	.380
CF Steve Brodie	137	531	164	82	26	1	3	87	31	19	23	17	.309	.379	.373
SS Bill Keister	136	523	172	96	22	16	3	73	16	33	16	8	.329	.449	.368
1B Candy LaChance	125	472	145	65	23	10	1	75	21	31	10	5	.307	.405	.350
3B John McGraw	117	399	156	140	13	3	1	33	124	73	14	2	.391	.446	.547
C Wilbert Robinson	108	356	101	40	15	2	0	47	31	5	2	6	.284	.337	.344
2B Gene Demontreville (2)	60	240	67	40	13	4	1	36	10	21	2	5	.279	.379	.313
Sub Dave Fultz (2)	57	210	62	31	3	2	0	18	13	17	2	6	.295	.329	.342
Sub George Magoon (1)	62	207	53	26	8	3	0	31	26	7	5	5	.256	.324	.353
Sub Pat Crisham	53	172	50	23	5	3	0	20	4	4	1	1	.291	.355	.311
P Joe McGinnity	50	145	28	21	0	0	0	10	5	4	2	5	.193	.193	.230
Sub John O'Brien (1)	39	135	26	14	4	0	1	17	15	4	2	3	.193	.244	.283
P Frank Kitson	45	134	27	12	7	1	0	8	6	7	1	1	.201	.269	.236
Sub Aleck Smith (2)	41	120	46	17	6	4	0	25	4	7	3	3	.383	.500	.417
P Jerry Nops	34	105	29	6	2	0	0	12	2	0	1	0	.276	.295	.296
P Harry Howell	28	82	12	4	2	2	0	3	3	0	2	3	.146	.220	.195
Sub Charlie Harris	30	68	19	16	3	0	0	1	3	4	1	1	.279	.324	.319
P Bill Hill (2)	8	24	7	2	0	0	0	4	2	0	0	0	.292	.292	.346

THE ANNUAL RECORD

	G	AB	H	R	2B	3B	HR	RBI	BB	SB	HBP	SH	BA	SA	OBP
Sub Bobby Rothermel	10	21	2	1	0	0	0	3	1	0	0	1	.095	.095	.136
P Kit McKenna	9	17	1	1	1	0	0	0	3	0	1	0	.059	.118	.238
P Ralph Miller	5	11	2	4	1	1	0	2	3	0	1	0	.182	.455	.438
Sub Hughie Jennings (2)	2	8	3	2	0	2	0	2	0	0	0	0	.375	.875	.375
Sub Jack Ryan	2	4	2	0	1	0	0	1	0	1	0	0	.500	.750	.500
	152	5073	1509	827	204	71	17	649	418	364	122	94	.297	.376	.365

1B—LaChance 125, Crisham 26, Smith 1, Fultz 1, Sheckard 1
 2B—Demontreville 60, Keister 46, O'Brien 39, Rothermel 5, Fultz 2, Harris 2, Jennings 2
 SS—Keister 90, Magoon 62, Harris 1, Rothermel 1
 3B—McGraw 117, Harris 21, Fultz 20, Rothermel 2
 OF—Sheckard 146, Holmes 138, Brodie 137, Fultz 31, Harris 3, Smith 2, McGinnity 2, Keister 1, McKenna 1
 C—Robinson 105, Smith 36, Crisham 22, Ryan 2
 P—McGinnity 48, Kitson 40, Nops 33, Howell 28, McKenna 8, Hill 8, Miller 5

	Pos	G	TC	PO	A	DP	E	PB	FA
Sheckard	RF	146	351	298	33	14	20	—	.943
Holmes	LF	138	372	321	24	5	27	—	.927
Brodie	CF	137	332	310	15	5	7	—	.979
LaChance	1B	125	1333	1272	40	22	71	—	.984
McGraw	3B	117	436	142	270	14	24	—	.945
Robinson	C	105	389	286	83	2	20	13	.949
Keister	SS	90	505	169	283	25	53	—	.895
"	2B	46	224	94	117	11	13	—	.942
Magoon	SS	62	388	143	215	19	30	—	.923
DeMontreville	2B	60	386	174	197	16	15	—	.961
McGinnity	P	48	125	19	96	0	10	—	.920
Kitson	P	40	83	12	69	1	2	—	.976
O'Brien	2B	39	238	98	132	21	8	—	.966
Smith	C	36	142	109	26	3	7	11	.951
Nops	P	33	67	7	53	1	7	—	.896
Fultz	CF@	31	83	78	0	0	5	—	.940
"	3B	20	68	16	41	1	11	—	.838
Howell	P	28	67	10	53	1	4	—	.940
Crisham	1B	26	243	227	11	5	5	—	.979
"	C	22	70	55	12	2	3	2	.957
Harris	3B	21	47	13	28	2	6	—	.872
		152	6078	3908	1862	96	308	28	.949

	G	IP	H	GS	CG	W	L	SO	BB	Sh	Sv	ERA	HB	WP	HR
Joe McGinnity	48	366.1	358	41	38	28	16	74	93	4	2	2.68	26	4	3
Frank Kitson	40	326.2	327	37	34	22	16	75	65	2	0	2.78	12	6	6
Jerry Nops	33	259	296	33	26	17	11	60	71	2	0	4.03	11	4	1
Harry Howell	28	209.1	248	25	21	13	8	58	69	0	1	3.91	10	5	1
Bill Hill (2)	8	61	64	7	6	3	4	17	18	0	0	3.25	3	3	1
Kit McKenna	8	45	66	4	4	2	3	7	19	0	1	4.60	3	8	1
Ralph Miller	8	36	42	4	3	1	3	3	14	0	0	4.50	4	1	0
* One combined shutout on May 26: Kitson 4 innings, Miller 5 innings —1 forfeit L vs Brooklyn on Oct. 14—															
		1304.1	1403	151	132	86	61	294	349	9	4	3.31	69	31	13

ST. LOUIS

Pat Tebeau

League Park (formerly called Sportsman's Park II)

	G	AB	H	R	2B	3B	HR	RBI	BB	SB	HBP	SH	BA	SA	OBP
RF Emmet Heidrick	146	591	194	109	21	14	2	82	34	55	3	20	.328	.421	.368
SS Bobby Wallace	151	577	170	91	28	14	12	108	54	17	2	5	.295	.454	.357
LF Jesse Burkett	141	558	221	116	21	8	7	71	67	25	2	8	.396	.500	.463
2B Cupid Childs	125	464	123	73	11	11	1	48	74	11	2	13	.265	.343	.369
3B Lave Cross (2)	103	403	122	61	14	5	4	64	17	11	1	6	.303	.392	.333
CF Harry Blake	97	292	70	50	9	4	2	41	43	16	2	8	.240	.318	.341
CF Jack O'Connor	84	289	73	33	5	6	0	43	15	7	4	5	.253	.311	.299
1B Pat Tebeau	77	281	69	27	10	3	1	26	18	5	5	1	.246	.313	.303
Sub Ossee Schrecongost (1)(3)	72	277	77	42	12	2	2	37	15	14	1	1	.278	.365	.324
Sub Ed McKean	67	277	72	40	7	3	3	40	20	4	0	4	.260	.339	.310
Sub Mike Donlin	66	266	86	49	9	6	6	27	17	20	1	3	.323	.470	.366
C Lou Criger	77	258	66	39	4	5	2	44	28	14	2	6	.256	.333	.333
P Cy Young	44	148	32	22	5	3	1	18	2	1	0	6	.216	.311	.227
P Jack Powell	49	134	27	13	0	1	1	6	12	0	0	4	.201	.239	.267
Sub Jake Stenzel (1)	35	128	35	21	9	0	1	19	16	8	3	5	.273	.367	.367
P Nig Cuppy	21	70	13	6	0	0	0	3	3	0	2	2	.186	.186	.240
P Willie Sudhoff (1)	25	64	14	10	1	1	0	2	8	0	0	5	.219	.266	.292
Sub Dusty Miller (2)	10	39	8	3	1	0	0	3	3	1	1	2	.205	.231	.279
Sub Charlie Hemphill (1)	11	37	9	4	0	0	1	3	6	0	1	1	.243	.324	.364
Sub Tim Flood	10	31	9	0	0	0	0	3	4	1	0	2	.290	.290	.371
P Bert Jones	12	29	5	1	3	0	0	0	4	0	0	1	.172	.276	.273
P Pete McBride	12	27	5	2	1	0	1	5	2	0	0	0	.185	.333	.241
Sub Fritz Buelow	7	15	7	4	0	2	0	2	2	0	1	0	.467	.733	.556
P Tom Thomas	4	12	3	0	1	0	0	2	0	0	0	0	.250	.333	.250
P Zeke Wilson	5	10	0	0	0	0	0	0	1	0	0	0	.000	.000	.091
P Jack Sutthoff	3	10	1	1	0	0	0	2	0	0	0	0	.100	.100	.100
Sub Freddy Parent	2	8	1	0	0	0	0	1	0	0	0	0	.125	.125	.125
Sub Jimmy Burke	2	6	2	1	0	0	0	0	1	0	0	0	.333	.333	.429
P Frank Bates (1)	2	3	1	2	0	0	0	1	2	0	0	0	.333	.333	.600
	155	5304	1514	819	172	88	47	699	468	210	33	108	.285	.378	.347

1B—Tebeau 65, Schrecongost 42, O'Connor 26, McKean 15, Donlin 13, Blake 1
 2B—Childs 125, McKean 10, Flood 10, Blake 4, Parent 2, Burke 2, Schrecongost 1, Tebeau 1, McBride 1, Burkett 1
 SS—Wallace 100, McKean 42, Tebeau 11, Donlin 3, Blake 1
 3B—Cross 103, Wallace 52, Tebeau 1
 OF—Heidrick 145, Burkett 140, Blake 87, Donlin 51, Stenzel 33, Hemphill 10, Miller 10, Buelow 2, Schrecongost 1, Powell 1
 C—Criger 75, O'Connor 57, Schrecongost 25, Buelow 4, Blake 1
 P—Powell 48, Young 44, Sudhoff 25, Cuppy 21, Jones 12, McBride 11, Wilson 5, Thomas 4, Donlin 3, Sutthoff 3, Bates 2

	Pos	G	TC	PO	A	DP	E	PB	FA
Heidrick	RF	145	265	211	34	6	20	—	.925
Burkett	LF	140	337	296	20	3	21	—	.938
Childs	2B	125	726	323	355	45	48	—	.934
Cross	3B	103	452	157	277	25*	18	—	.960*
Wallace	SS	100	679	238	386	40	55	—	.919
"	3B	52	252	84	150	13	18		.929
Blake	CF	87	190	176	10	3	4	0	.979
Criger	C	75	336	228	91	6	17	10	.949
Tebeau	1B	65	684	648	22	33	14	—	.980
"	SS	11	72	22	43	1	7		.903
O'Connor	C	57	263	185	63	5	15	7	.943
"	1B	26	258	242	13	17	3		.988

THE ANNUAL RECORD

	Pos	G	TC	PO	A	DP	E	PB	FA
Donlin	CF@	51	118	96	7	2	15	—	.873
"	1B	13	130	116	5	3	9		.931
Powell	P	48	96	12	78	2	6	—	.938
Young	P	44	139	13	117	0	9	—	.935
Schrecongost	1B	42	467	441	9	30	17		.964
"	C	25	121	75	40	5	6	5	.950
McKean	SS	42	220	72	123	13	25	—	.886
"	1B	15	177	162	10	8	5		.972
"	2B	10	47	20	23	4	4		.915
Stenzel	CF@	33	78	71	3	1	4	—	.949
Sudhoff	P	26	81	6	68	2	7	—	.914
Cuppy	P	21	56	4	47	1	5	—	.911
Jones	P	12	35	2	30	0	3	—	.914
McBride	P	11	22	3	13	0	6	—	.727
Flood	2B	10	49	15	28	3	6	—	.878
Miller	RF@	10	24	20	1	1	3	—	.875
Hemphill	LF@	10	20	13	2	1	5	—	.750
		155	6560	4016	2147	117	397	22	.939

	G	IP	H	GS	CG	W	L	SO	BB	Sh	Sv	ERA	HB	WP	HR
Jack Powell	48	373	433	43	40	23	19	87	85	2	0	3.52	15	3	15
Cy Young	44	369.1	368	42	40	26	16	111	44	4	1	2.58	6	6	10
Willie Sudhoff (1)	25	178.1	203	23	16	12	10	29	62	0	0	4.04	15	2	5
Nig Cuppy	21	171.2	203	21	18	11	8	25	26	1	0	3.15	5	0	4
Bert Jones	12	85.1	111	12	9	6	5	28	22	0	0	3.59	6	4	0
Pete McBride	11	64	65	6	4	2	4	26	40	0	0	4.08	4	8	4
Zeke Wilson	5	26	30	2	2	1	1	8	4	0	0	2.52	0	0	1
Tom Thomas	4	25	22	2	2	1	1	8	4	0	0	2.52	0	0	1
Jack Sutthoff	3	24	19	3	3	1	2	8	15	0	0	4.13	0	0	1
Mike Donlin	3	15.1	15	1	0	0	1	6	14	0	0	7.63	1	0	0
Frank Bates (1)	2	8.2	7	0	0	0	0	0	5	0	0	1.04	0	0	0
—1 forfeit W vs New York on May 19 when Giants captain Kid Gleason refused to leave the field after he was ejected by umpire Oyster Burns—															
		1340.2	1476	155	134	83	67	331	321	7	1	3.36	54	25	41

CINCINNATI

Buck Ewing

League Park II

	G	AB	H	R	2B	3B	HR	RBI	BB	SB	HBP	SH	BA	SA	OBP
SS Tommy Corcoran	138	540	150	93	11	8	0	81	29	32	2	15	.278	.328	.317
LF Kip Selbach	141	525	156	105	28	11	3	87	70	38	6	20	.297	.410	.386
1B Jake Beckley	135	517	172	87	27	16	3	99	40	20	10	16	.333	.464	.392
UT Harry Steinfeldt	108	390	96	63	16	8	0	43	40	19	6	8	.246	.328	.326
2B Bid McPhee	112	377	105	60	17	7	1	65	40	18	7	8	.279	.369	.358
OF Elmer Smith	88	343	101	65	13	6	1	24	47	10	1	7	.294	.381	.376
RF Dusty Miller (1)	81	327	83	45	12	6	0	37	9	18	3	7	.254	.327	.280
3B Charlie Irwin	90	314	93	42	4	8	1	52	26	26	2	7	.232	.306	.295
C Heinie Peitz	94	293	79	45	13	2	1	43	46	11	2	10	.270	.338	.372
CF Algie McBride	64	251	87	57	12	5	1	23	30	5	7	4	.347	.446	.431
C Bob Wood	62	194	61	34	11	7	0	24	25	3	5	2	.314	.443	.406
Sub Kid Elberfeld	41	138	36	23	4	2	0	22	15	5	11	2	.261	.319	.378
Sub Sam Crawford	31	127	39	25	3	7	1	20	2	6	0	4	.307	.465	.318
P Noodles Hahn	38	109	16	12	3	2	0	11	8	3	0	4	.147	.211	.205
Sub Farmer Vaughn	31	108	19	9	1	0	0	2	3	2	0	3	.176	.185	.198
P Ted Breitenstein	33	105	37	18	4	1	1	11	10	1	0	4	.352	.438	.409

	G	AB	H	R	2B	3B	HR	RBI	BB	SB	HBP	SH	BA	SA	OBP
P Pink Hawley	34	101	22	11	4	1	0	10	2	1	0	0	.218	.277	.233
Sub Jimmy Barrett	26	92	34	30	2	4	0	10	18	4	1	3	.370	.478	.477
P Bill Phillips	34	92	12	6	0	2	0	7	7	0	0	4	.130	.174	.192
Sub Socks Seybold	22	85	19	13	5	1	0	8	6	2	1	0	.224	.306	.283
P Jack Taylor	25	71	17	3	2	0	0	7	0	0	0	3	.239	.268	.239
Sub Mike Kahoe	14	42	7	2	1	1	0	4	0	1	0	2	.167	.239	.167
Sub Jake Stenzel (2)	9	29	9	5	1	0	0	2	2	0	1	0	.280	.320	.357
P Emil Frisk	9	25	7	5	1	0	0	2	2	0	1	0	.280	.320	.357
P Bill Dammann	9	18	1	0	0	0	0	2	2	0	1	0	.056	.056	.190
Sub Fred Houtz	5	17	4	1	0	1	0	0	4	1	0	0	.235	.353	.381
P Jack Cronin	5	17	2	2	0	0	0	2	2	0	0	0	.118	.118	.211
P Frank Dwyer	5	11	1	0	0	0	0	0	0	0	0	0	.364	.364	.364
	157	5258	1148	861	195	106	13	699	487	228	67	133	.275	.360	.344

1B—Beckley 135, Vaughn 21, Irwin 1, Wood 1
 2B—McPhee 107, Steinfeldt 40, Corcoran 14, Irwin 3
 SS—Corcoran 124, Elberfeld 24, Steinfeldt 8, Irwin 6
 3B—Irwin 78, Steinfeldt 60, Elberfeld 18, Wood 2
 OF—Selbach 141, Smith 88, Miller 81, McBride 64, Crawford 31, Barrett 26, Seybold 22, Stenzel 7, Breitenstein 7, Houtz 5,
 Wood 2, Steinfeldt 2, Phillips 1, Vaughn 1
 C—Peitz 92, Wood 53, Kahoe 13, Vaughn 7
 P—Hahn 38, Hawley 34, Phillips 33, Breitenstein 26, Taylor 25, Frisk 9, Dammann 9, Dwyer 5, Cronin 5, Peitz 1

	Pos	G	TC	PO	A	DP	E	PB	FA
Selbach	LF@	141	404	358	27	10	19	—	.953
Beckley	1B	135	1392	1301	72	75	19	—	.986
Corcoran	SS	124	752	282	417	53	53	—	.930
"	2B	14	75	21	52	3	2	—	.973
McPhee	2B	107	593	247	315	42	27	—	.954
Peitz	C	92	432	332	90	12	10	12	.977
Smith	LF@	88	209	181	12	3	16	—	.923
Miller	RF@	81	179	148	18	4	13	—	.927
Irwin	3B	78	275	108	142	5	25	—	.909
McBride	CF@	64	139	124	8	2	7	—	.950
Steinfeldt	3B	60	251	89	134	6	28	—	.888
"	2B	40	212	88	111	13	13	—	.939
Wood	C	53	223	160	49	3	14	7	.937
Hahn	P	38	76	12	51	3	13	—	.829
Hawley	P	34	68	13	50	2	5	—	.926
Phillips	P	33	82	20	51	4	11	—	.866
Crawford	RF@	31	67	56	9	2	2	—	.970
Breitenstein	P	26	65	14	47	1	4	—	.938
Barrett	RF@	26	47	42	2	0	3	—	.936
Elberfeld	SS	24	131	48	67	6	16	—	.878
"	3B	18	76	26	41	3	9	—	.882
Taylor	P	25	47	6	37	2	4	—	.915
Seybold	LF@	22	48	40	7	0	4	—	.917
Vaughn	1B	21	223	206	13	10	4	1	.982
Kahoe	C	13	69	48	18	3	3	5	.957
		157	6392	5000	1955	113	341	25	.947

	G	IP	H	GS	CG	W	L	SO	BB	Sh	Sv	ERA	HB	WP	HR
Noodles Hahn	38	309	280	34	32	23	8	145	68	4	0	2.68	10	3	3
Pink Hawley	34	250.1	289	29	25	14	17	46	65	0	1	4.24	20	3	7
Bill Phillips	33	227.2	234	27	18	17	9	43	71	1	1	3.32	14	5	3

THE ANNUAL RECORD

	G	IP	H	GS	CG	W	L	SO	BB	Sh	Sv	ERA	HB	WP	HR
Ted Breitenstein	26	210.2	219	24	21	13	9	59	71	0	0	3.59	9	1	1
Jack Taylor	25	180.1	207	19	16	9	10	35	43	2	2	4.09	11	1	7
Emil Frisk	9	68.1	81	9	9	3	6	17	17	0	0	3.95	6	4	1
Bill Dammann	9	48	74	5	3	2	1	2	11	1	1	4.88	1	0	1
Jack Cronin	5	41	56	5	5	2	2	9	16	0	0	5.49	5	1	1
Frank Dwyer	5	32.2	48	5	2	0	5	2	9	0	0	5.51	1	1	1
Heinie Peitz	1	5	6	0	0	0	0	3	1	0	0	5.40	0	0	0
	1373	1494	157	131	84	67	361	372	8	5	3.70	77	19	26	

PITTSBURGH

Bill Watkins (7-15) Patsy Donovan (69-58)

Exposition Park II

	G	AB	H	R	2B	3B	HR	RBI	BB	SB	HBP	SH	BA	SA	OBP
3B Jimmy Williams	153	621	220	126	28	28	9	116	60	26	6	6	.354	.533	.416
LF Jack McCarthy	139	565	173	109	22	17	4	69	39	28	4	27	.306	.427	.355
RF Patsy Donovan	122	536	156	82	11	7	1	56	17	26	5	8	.291	.343	.319
SS Bones Ely	139	526	146	67	18	6	3	72	22	8	5	29	.278	.352	.313
UT Tom McCreery	119	460	149	77	21	9	3	65	47	11	3	7	.324	.428	.390
CF Ginger Beaumont	111	437	154	90	15	8	3	38	41	31	7	4	.352	.444	.416
C Mike Bowerman	110	427	111	51	16	10	3	53	12	10	5	13	.260	.365	.288
C Pop Schriver	91	302	85	31	19	5	1	49	24	4	5	11	.281	.387	.344
1B Bill Clark	81	300	85	49	13	10	0	44	35	11	10	3	.283	.393	.377
2B John O'Brien (2)	79	279	63	26	2	4	1	33	21	8	2	10	.226	.272	.285
P Sam Leever	51	146	33	15	6	4	0	18	8	0	1	6	.226	.322	.271
P Jesse Tannehill	48	136	34	18	5	3	0	11	8	2	2	4	.250	.331	.301
2B Heinie Reitz	35	133	35	12	4	2	0	16	10	3	0	6	.263	.323	.315
Sub Pop Dillon	30	121	31	21	5	0	0	20	5	5	0	3	.256	.298	.288
Sub Art Madison	42	118	32	20	2	4	0	19	11	1	1	2	.271	.376	.338
P Bill Hoffer	31	91	18	12	2	0	0	2	1	1	5	0	.198	.220	.247
P Tully Sparks	28	62	8	8	2	1	0	5	9	0	0	0	.129	.194	.239
P Jack Chesbro	19	58	9	3	0	0	0	3	3	0	0	2	.155	.155	.197
Sub Heinie Smith	16	53	15	9	3	1	0	12	5	2	0	1	.283	.377	.345
Sub Paddy Fox	13	41	10	4	0	1	1	3	3	2	1	1	.244	.366	.311
P Chummy Gray	9	26	1	2	0	0	0	0	3	0	0	0	.038	.038	.138
P Billy Rhines	10	23	10	4	1	2	0	2	0	0	0	1	.435	.632	.435
P Jim Gardner	6	13	3	3	1	0	0	0	1	0	1	0	.231	.308	.333
P Harley Payne	5	10	1	1	0	0	0	0	1	0	0	0	.100	.100	.182
P Zeke Rosebraugh	2	2	0	1	0	0	0	0	0	0	0	0	.000	.000	.000
P Jay Parker	1	0	0	0	0	0	0	0	0	0	0	0	—	—	—
	155	5486	1582	841	196	122	29	706	386	179	63	144	.288	.384	.342

1B—Clark 79, Dillon 30, Bowerman 28, Fox 9, Schriver 9, Beaumont 2

2B—O'Brien 79, Reitz 35, Madison 19, Smith 15, McCreery 7, Ely 6, Hoffer 1

SS—Ely 133, Madison 15, McCreery 9, Smith 1

3B—Williams 153, Madison 2

OF—McCarthy 139, Donovan 122, Beaumont 102, McCreery 98, Hoffer 6, Tannehill 1

C—Bowerman 80, Schriver 78, Fox 3

P—Leever 51, Tannehill 41, Sparks 28, Hoffer 23, Chesbro 19, Rhines 9, Gray 9, Gardner 6, Payne 5, Rosebraugh 2, Parker 1

	Pos	G	TC	PO	A	DP	E	PB	FA
Williams	3B	153	673	251	355	14	67	—	.900
McCarthy	LF	139	314	283	19	6	12	—	.962
Ely	SS	133	811	277	476	46	58	—	.928
Donovan	RF	122	207	186	9	3	12	—	.942
Beaumont	CF	102	276	235	20	6	21	—	.924

	Pos	G	TC	PO	A	DP	E	PB	FA
McCreery	CF@	98	237	200	16	2	21	—	.911
Bowerman	C	80	433	280	130	8	23	18	.947
"	1B	28	285	259	16	14	10	—	.965
Clark	1B	79	888	842	36	37	10	—	.989
O'Brien	2B	78	480	211	243	32	26	—	.946
Schriver	C	78	385	275	94	6	16	13	.958
Leever	P	51	116	10	100	2	6	—	.948
Tannehill	P	42	112	9	98	7	5	—	.955
Reitz	2B	35	206	86	115	8	5	—	.976
Dillon	1B	30	322	301	17	16	4	—	.988
Sparks	P	28	54	5	41	1	8	—	.852
Hoffer	P	23	55	13	37	2	5	—	.909
Madison	2B	19	85	40	41	4	4	—	.953
"	SS	15	76	28	41	6	7	—	.908
Chesbro	P	19	34	5	26	0	3	—	.912
Smith	2B	15	94	34	46	3	14	—	.851
		155	6595	4117	2115	100	363	31	.945

	G	IP	H	GS	CG	W	L	SO	BB	Sh	Sv	ERA	HB	WP	HR
Sam Leever	51	379	353	39	35	21	23	121	122	4	3	3.18	11	8	5
Jesse Tannehill	41	322	361	36	33	24	14	65	52	3	1	2.82	14	0	4
Tully Sparks	28	170	180	17	8	8	6	53	82	0	0	3.86	10	4	1
Bill Hoffer	23	163.2	169	19	15	8	10	44	64	2	0	3.63	10	3	6
Jack Chesbro	19	149	165	17	15	6	9	28	59	0	0	4.11	11	5	3
Chummy Gray	9	70.2	85	7	6	3	3	9	24	0	0	3.44	4	1	2
Billy Rhines	9	54	59	9	4	4	4	6	13	0	0	6.00	4	0	3
Jim Gardner	6	32.1	52	3	0	1	0	2	13	0	0	7.52	0	1	1
Harley Payne	5	26.1	33	5	2	1	3	8	4	0	0	3.76	2	0	1
Zeke Rosebraugh	2	6	14	2	0	0	1	2	3	0	0	9.00	1	0	1
Jay Parker	1	0	0	1	0	0	0	0	2	0	0	—	1	0	0
		1373	1471	155	118	76	73	338	438	9	4	3.61	68	22	27

CHICAGO

Tom Burns

West Side Park II

	G	AB	H	R	2B	3B	HR	RBI	BB	SB	HBP	SH	BA	SA	OBP
1B Bill Everett	136	536	166	87	17	5	1	74	31	30	3	14	.310	.366	.351
LF Jimmy Ryan	125	525	158	91	20	10	3	68	43	9	3	4	.301	.394	.357
RF Danny Green	117	475	140	90	12	11	6	56	35	18	7	8	.295	.404	.352
UT Sam Mertes	117	426	127	83	13	16	9	81	33	45	0	15	.298	.467	.349
CF Bill Lange	107	416	135	81	21	7	1	58	38	41	1	8	.325	.416	.382
3B Harry Wolverton	99	389	111	50	14	11	1	49	30	14	9	14	.285	.386	.350
2B Barry McCormick	102	376	97	48	15	2	2	52	25	14	4	10	.258	.324	.311
SS Gene Demontreville (1)	82	310	87	43	6	3	0	40	17	26	5	14	.281	.319	.328
C Tim Donahue	92	278	69	39	9	3	0	29	34	10	7	15	.248	.302	.345
Sub Jim Connor	69	234	48	26	7	1	0	24	18	6	1	10	.205	.244	.265
C Frank Chance	64	192	55	37	6	2	1	22	15	10	4	3	.286	.354	.351
Sub George Magoon (2)	59	189	43	24	5	1	0	21	24	5	16	13	.228	.265	.333
P Jimmy Callahan	47	150	39	21	4	3	0	18	8	9	2	5	.260	.327	.306
P Jack Taylor	42	139	37	25	9	2	0	17	16	0	1	1	.266	.360	.346
Sub Bill Bradley	35	129	40	26	6	1	2	18	12	4	2	1	.310	.419	.310
P Clark Griffith	39	120	31	15	5	0	0	14	14	2	2	4	.258	.300	.346
P Ned Garvin	24	71	11	1	0	0	0	1	1	0	1	5	.155	.155	.178
Sub Art Nichols	17	47	12	5	2	0	1	11	0	3	2	1	.255	.362	.298
Sub Doc Curley	10	37	5	7	0	1	0	2	3	0	3	1	.108	.162	.233
Sub Frank Quinn	12	34	6	6	0	1	0	1	6	1	0	2	.176	.235	.300

THE ANNUAL RECORD

	G	AB	H	R	2B	3B	HR	RBI	BB	SB	HBP	SH	BA	SA	OBP
P Bill Phyle	10	34	6	2	0	0	0	1	0	0	0	0	.176	.176	.176
P Dick Cogan	8	25	5	4	1	2	0	4	2	0	1	1	.200	.400	.286
P Jack Katoll	2	7	0	1	0	0	0	0	1	0	0	0	.000	.000	.125
P John Malarkey	1	5	1	0	1	0	0	0	0	0	0	0	.200	.400	.200
P Skel Roach	1	4	0	0	0	0	0	0	0	0	0	0	.000	.000	.000
	152	5148	1428	812	173	82	27	661	406	247	64	148	.277	.359	.338

1B—Everett 136, Lange 14, Mertes 3, Donahue 1, Chance 1
 2B—McCormick 99, Connor 44, Curley 10, Quinn 1, Callahan 1
 SS—DeMontreville 82, Magoon 59, Bradley 5, McCormick 3, Callahan 2, Griffith 1, Wolverton 1, Mertes 1
 3B—Wolverton 98, Bradley 30, Connor 25,
 OF—Ryan 125, Green 115, Mertes 108, Lange 94, Quinn 10, Callahan 9, Cogan 3, Chance 1
 C—Donahue 91, Chance 57, Nichols 15
 P—Taylor 41, Griffith 38, Callahan 35, Garvin 24, Phyle 10, Cogan 5, Katoll 2, Roach 1, Malarkey 1

	Pos	G	TC	PO	A	DP	E	PB	FA
Everett	1B	138	1633	1491	95	103	47	—	.971
Ryan	LF	125	297	266	18	6	13	—	.956
Green	RF	115	208	175	22	11	11	—	.947
Mertes	CF@	108	235	197	20	4	18	—	.923
McCormick	2B	99	578	200	344	47	34	—	.941
Wolverton	3B	98	407	123	227	12	57	—	.860
Lange	CF	94	252	224	22	11	6	—	.976
"	1B	14	158	149	4	9	5	—	.968
Donahue	C	91	425	304	100	13	21	6	.951
DeMontreville	SS	82	552	192	306	38	54	—	.902
Magoon	SS	59	395	138	216	34	41	—	.896
Chance	C	57	242	166	64	6	12	7	.950
Connor	2B	44	243	82	147	20	14	—	.942
"	3B	25	95	19	64	5	12	—	.874
Taylor	P	41	120	24	88	8	8	—	.933
Griffith	P	38	135	17	109	3	9	—	.933
Callahan	P	35	125	18	95	2	12	—	.904
Bradley	3B	30	129	46	68	7	15	—	.884
Garvin	P	24	61	7	51	1	3	—	.951
Nichols	C	15	58	44	10	3	4	2	.931
Curley	2B	10	43	12	27	2	4	—	.907
Phyle	P	10	31	6	23	1	2	—	.935
Quinn	RF@	10	11	10	0	0	1	—	.909
		152	6594	3988	2178	145	428	15	.935

	G	IP	H	GS	CG	W	L	SO	BB	Sh	Sv	ERA	HB	WP	HR
Jack Taylor	41	354.2	380	39	39	18	21	67	84	1	0	3.76	22	3	6
Clark Griffith	38	319.2	329	38	35	22	14	73	65	0	0	2.79	14	1	5
Jimmy Callahan	35	294.1	327	34	33	21	12	77	76	3	0	3.06	24	10	5
Ned Garvin	24	199	202	23	22	9	13	69	42	4	0	2.85	12	3	1
Bill Phyle	10	83.2	92	9	9	1	8	10	29	0	1	4.20	4	0	2
Dick Cogan	5	44	54	5	5	2	3	9	24	0	0	4.30	4	1	1
Jack Katoll	2	18	17	2	2	1	1	1	4	0	0	6.00	1	0	0
John Malarkey	1	9	19	1	1	0	1	7	5	0	0	13.00	1	0	0
Skel Roach	1	9	13	1	1	1	0	0	1	0	0	3.00	0	0	0
	1331.1		1433	152	147	75	73	313	330	8	1	3.37	80	18	20

LOUISVILLE

Fred Clarke

Eclipse Park II

	G	AB	H	R	2B	3B	HR	RBI	BB	SB	HBP	SH	BA	SA	OBP
CF Dummy Hoy	155	636	194	117	17	13	5	49	62	33	10	15	.305	.396	.376
LF Fred Clarke	149	606	206	122	23	9	5	70	49	49	16	10	.340	.432	.404
UT Honus Wagner	148	575	196	100	45	13	7	114	40	37	11	4	.341	.501	.395
2B Claude Ritchey	148	540	162	66	16	7	4	73	49	21	10	21	.300	.378	.369
3B Tommy Leach	106	406	117	75	10	6	5	57	37	19	1	10	.288	.379	.349
SS Billy Clingman	110	369	97	68	15	5	2	45	46	13	3	9	.263	.347	.349
RF Charlie Dexter	81	298	76	47	7	1	1	34	21	21	5	21	.255	.295	.315
1B Mike Kelley	76	282	68	48	11	2	3	33	21	10	6	5	.241	.326	.307
C Chief Zimmer (2)	75	262	78	43	11	3	2	29	22	9	8	10	.298	.385	.370
C Mike Powers (1)	49	169	35	15	8	2	0	22	6	1	1	6	.207	.278	.239
P Bert Cunningham	44	154	40	17	2	0	2	17	5	1	0	4	.260	.312	.283
1B George Decker (1)	39	138	37	14	8	1	1	18	12	3	2	13	.268	.362	.336
C Mal Kittridge (1)	46	131	26	11	2	1	0	12	26	3	1	14	.198	.229	.335
P Deacon Phillippe	44	128	26	17	5	0	0	10	8	3	1	5	.203	.242	.255
P Walt Woods	42	126	19	15	1	1	1	14	10	5	0	6	.151	.198	.213
P Pete Dowling	35	119	27	10	4	0	0	9	2	1	1	2	.227	.261	.246
Sub Dave Wills	24	94	21	15	3	1	0	12	2	1	0	0	.223	.277	.240
Sub Topsy Hartsel	30	75	18	8	1	1	1	7	11	1	1	2	.240	.320	.345
Sub Fred Ketchum	15	61	18	13	1	0	0	5	0	2	1	1	.295	.311	.306
P Rube Waddell	10	34	8	2	2	0	0	3	0	0	0	0	.235	.294	.235
Sub Tacks Latimer	9	29	8	3	1	0	0	4	2	1	0	1	.276	.310	.323
P Bill Magee (1)	12	27	3	1	1	1	0	5	0	0	0	2	.111	.222	.111
P Patsy Flaherty	7	24	5	3	1	1	0	6	3	0	0	0	.208	.333	.296
Sub Farmer Steelman	5	16	1	2	0	1	0	2	2	0	0	1	.063	.188	.167
P Harry Wilhelm	5	12	3	1	0	1	1	2	1	0	0	0	.250	.667	.308
Sub Tom Messitt	3	11	1	0	0	0	0	0	0	0	0	0	.091	.091	.091
Sub Bob Langsford	1	4	0	0	0	0	0	0	0	0	0	0	.000	.000	.000
P Clay Fauver	1	4	0	0	0	0	0	0	0	0	0	0	.000	.000	.000
Sub Burley Byers	1	3	0	0	0	0	0	0	0	0	0	0	.000	.000	.000
P Kitty Brashear	3	2	1	0	0	0	0	0	0	0	0	0	.500	.500	.500
PH Harry Croft (1)	2	2	0	0	0	0	0	0	0	0	0	0	.000	.000	.000
Sub Rudy Hulswitt	1	0	0	0	0	0	0	0	0	0	0	1	—	—	—
	156	5336	1491	833	195	70	40	653	437	234	78	163	.279	.365	.343

1B—Kelley 76, Decker 39, Wills 24, Zimmer 11, Powers 7, Wagner 4, Latimer 1

2B—Ritchey 138, Woods 11, Wagner 7, Leach 2,

SS—Clingman 110, Leach 25, Ritchey 11, Dexter 6, Clarke 3, Woods 3, Langsford 1, Hulswitt 1, Byers 1, Cunningham 1

3B—Leach 80, Wagner 76

OF—Hoy 155, Clarke 145, Dexter 72, Wagner 61, Hartsel 22, Ketchum 15, Cunningham 3, Phillippe 2, Woods 2, Flaherty 2

C—Zimmer 62, Kittridge 44, Powers 38, Latimer 8, Steelman 4, Messitt 3

P—Phillippe 42, Cunningham 39, Dowling 35, Woods 26, Magee 12, Waddell 10, Flaherty 5, Wilhelm 5, Brashear 3, Fauver 1

	Pos	G	TC	PO	A	DP	E	PB	FA
Hoy	CF	155	373	325	21	8	27	—	.928
Clarke	LF	145	361	328	20	2	13	—	.964
Ritchey	2B	138	826	356	419	56	51	—	.938
"	SS	11	61	23	35	2	3	—	.951
Clingman	SS	110	635	195	385	44	55	—	.913
Leach	3B	80	369	135	200	13	34	—	.908
"	SS	25	156	56	75	3	25	—	.840
Kelley	1B	76	804	745	38	37	21	—	.974

THE ANNUAL RECORD

	Pos	G	TC	PO	A	DP	E	PB	FA
Wagner	3B	76	286	94	169	10	23	—	.920
"	RF@	61	125	107	14	5	4	—	.968
Dexter	RF	72	157	132	16	2	9	—	.943
Zimmer	C	62	265	184	77	6	4	6	.983*
"	1B	11	125	116	4	3	5	—	.960
Kittridge	C	44	197	135	59	6	5	5	.975
Phillippe	P	42	98	14	77	3	7	—	.929
Cunningham	P	39	143	35	100	2	8	—	.944
Decker	1B	39	444	415	15	23	14	—	.968
Powers	C	38	154	118	27	5	9	1	.942
Dowling	P	35	91	5	75	2	11	—	.879
Woods	P	26	80	10	68	1	2	—	.975
"	2B	11	62	19	36	1	7	—	.887
Wills	1B	24	279	259	8	9	12	—	.957
Hartsel	LF@	22	41	36	2	1	3	—	.927
Ketchum	RF@	15	17	17	0	0	0	—	1.000
Magee	P	12	29	5	22	0	2	—	.938
Waddell	P	10	20	4	14	1	2	—	.900
		156	6552	4076	2077	103	399	14	.939

	G	IP	H	GS	CG	W	L	SO	BB	Sh	Sv	ERA	HB	WP	HR
Bert Cunningham	39	323.2	385	37	33	17	17	36	75	1	0	3.84	15	4	4
Deacon Phillippe #	42	321	331	38	33	21	17	68	64	2	1	3.17	7	3	10
Pete Dowling	35	298.2	329	33	30	13	17	89	95	0	0	3.05	17	3	6
Walt Woods	26	186.1	216	21	17	9	13	21	37	0	0	3.28	7	2	9
Rube Waddell	10	79	69	9	9	7	2	44	14	1	1	3.08	8	2	4
Bill Magee (1)	12	71	91	10	6	3	7	13	28	1	0	5.20	9	2	1
Patsy Flaherty	5	39	41	4	4	2	3	5	5	0	0	2.31	1	0	0
Harry Wilhelm	5	25	36	3	2	1	0	6	3	0	0	6.12	1	0	1
Clay Fauver	1	9	11	1	1	1	0	1	2	0	0	0.00	0	0	0
Kitty Brashear	3	8	8	0	0	1	0	5	2	0	0	4.50	1	0	0
	1360.2	1517	156	135	75	76	288	325	5	2	3.43	66	16	35	

No-hit game 7-0 vs New York, May 25

NEW YORK

John Day (29-35) Fred Hoey (31-55)

Polo Grounds III

	G	AB	H	R	2B	3B	HR	RBI	BB	SB	HBP	SH	BA	SA	OBP
CF George Van Haltren	152	607	183	118	22	3	2	58	75	31	1	4	.301	.357	.379
2B Kid Gleason	147	580	154	73	14	5	0	60	24	29	0	8	.266	.307	.295
LF Tom O'Brien	151	577	171	101	22	10	6	77	44	23	4	4	.296	.400	.350
1B Jack Doyle	119	452	135	56	16	7	3	77	33	35	4	3	.299	.385	.352
SS George Davis	109	419	141	69	22	5	1	59	38	35	2	8	.337	.420	.394
UT Parke Wilson	98	332	89	49	8	6	0	42	43	16	4	7	.268	.328	.359
UT Mike Grady	87	315	106	49	18	8	2	54	29	20	7	3	.337	.463	.405
RF Pop Foster	84	301	89	48	9	7	3	57	20	7	4	3	.296	.402	.348
C Jack Warner	88	293	78	38	8	1	0	19	15	15	6	2	.266	.300	.315
3B Fred Hartman	51	177	42	25	3	5	1	17	12	2	10	1	.237	.328	.322
P Cy Seymour	50	159	52	25	3	2	2	27	4	2	0	5	.327	.409	.344
Sub Mike Tiernan	35	137	35	17	4	2	0	7	10	2	0	1	.255	.314	.306
P Bill Carrick	44	130	18	7	2	1	0	10	11	1	0	4	.138	.169	.206
P Ed Doheny	36	116	27	13	2	0	0	9	4	2	0	0	.233	.250	.258
P Charlie Gettig	34	97	24	7	3	0	0	9	7	4	1	3	.247	.278	.305
Sub Tom Fleming	22	77	16	9	1	1	0	4	1	1	0	3	.208	.247	.218

	G	AB	H	R	2B	3B	HR	RBI	BB	SB	HBP	SH	BA	SA	OBP
Sub Scott Hardesty	22	72	16	4	0	0	0	4	1	2	1	2	.222	.222	.243
Sub Pete Woodruff	20	61	15	11	1	1	2	7	9	3	0	0	.246	.393	.343
P Jouett Meekin (1)	18	58	12	7	2	1	1	4	3	1	0	0	.207	.328	.246
Sub Frank Martin	17	54	14	5	2	0	0	1	2	0	1	0	.259	.296	.298
P Tom Colcolough	14	37	10	3	1	0	0	6	1	0	0	0	.270	.297	.289
Sub Kid Carsey (3)	5	18	6	2	1	0	0	1	2	2	0	0	.333	.389	.400
Sub Slats Davis	6	17	4	3	1	1	0	2	0	1	0	0	.235	.412	.235
Sub Zeke Wrigley (1)	4	15	3	1	0	0	0	1	1	1	0	0	.200	.200	.250
Sub John O'Neill	2	7	0	0	0	0	0	0	0	0	0	0	.000	.000	.000
P Leo Fishel	1	34	1	0	0	0	0	0	0	0	0	0	.250	.250	.250
P Willie Garoni	3	4	0	0	0	0	0	0	0	0	0	0	.000	.000	.000
Sub Bill Stuart	1	3	0	0	0	0	0	0	0	0	0	0	.000	.000	.000
Sub Pete Cregan	1	2	0	0	0	0	0	0	0	0	0	0	.000	.000	.000
Sub John Puhl	1	2	0	0	0	0	0	0	0	0	1	0	.000	.000	.333
P Frank McPartlin	1	1	0	0	0	0	0	0	0	0	0	0	.000	.000	.000
P Youngy Johnson	1	1	0	0	0	0	0	0	0	0	0	0	.000	.000	.000
P Doc Sechrist	1	0	0	0	0	0	0	0	0	0	0	0	—	—	—
<hr/>															
	153	5125	1441	741	165	66	23	610	389	235	46	61	.281	.353	.337

1B—Doyle 114, Wilson 29, Grady 4, Seymour 3, Warner 3, Gettig 3, I. Davis 2, Hardesty 2, O'Brien 1, Woodruff 1

2B—Gleason 147, Gettig 3, O'Brien 1, Stuart 1

SS—G. Davis 109, Hardesty 20, Wilson 19, I. Davis 3, Carsey 2, O'Brien 2, Foster 1

3B—Hartman 51, Grady 35, O'Brien 21, Martin 17, Wilson 15, Gettig 8, Wrigley 4, Carsey 3, Foster 1, Seymour 1, Puhl 1

OF—Van Haltren 152, O'Brien 128, Foster 84, Tiernan 35, Fleming 22, Woodruff 19, Seymour 8, Wilson 7, Grady 4, Gettig 1, Cregan 1, Colcolough 1

C—Warner 82, Grady 44, Wilson 31, Doyle 5, O'Neill 2

P—Carrick 44, Doheny 36, Seymour 31, Gettig 18, Meekin 18, Colcolough 11, Garoni 3, Fishel 1, Johnson 1, McPartlin 1, Sechrist 1

	Pos	G	TC	PO	A	DP	E	PB	FA
Van Haltren	CF	152	338	284	31	8	23	—	.932
Gleason	2B	147	926	404	472	61	50	—	.946
O'Brien	LF	128	283	243	21	7	19	—	.933
"	3B	21	64	18	37	2	9	—	.859
Doyle	1B	114	1223	1124	70	78	29	1	.976
G. Davis	SS	109	774	317	415	58	42	—	.946
Foster	RF	84	117	103	8	3	6	—	.949
Warner	C	82	457	312	123	8	22	21	.952
Hartman	3B	51	180	57	102	11	21	—	.883
Carrick	P	44	126	15	99	7	12	—	.905
Grady	C	44	201	131	58	5	12	8	.940
"	3B	35	114	20	80	4	14	—	.877
Doheny	P	36	120	15	88	1	17	—	.858
Tiernan	RF@	35	48	42	3	1	3	—	.938
Seymour	P	32	124	16	88	1	20	—	.839
Wilson	C	31	133	96	27	3	10	8	.925
"	1B	29	281	254	19	24	8	—	.972
"	SS	19	121	42	60	6	19	—	.843
"	3B	15	62	17	34	1	11	—	.823
Fleming	LF@	22	44	35	5	0	4	—	.909
Hardesty	SS	20	114	34	68	9	12	—	.895
Woodruff	RF@	19	27	24	3	0	0	—	1.000
Gettig	P	18	42	3	32	0	7	—	.833
Meekin	P	18	31	4	22	1	5	—	.839
Martin	3B	17	74	24	37	5	13	—	.824
Colcolough	P	11	32	6	24	0	2	—	.938
<hr/>									
		153	6413	3856	2122	142	434	38	.932

THE ANNUAL RECORD

	G	IP	H	GS	CG	W	L	SO	BB	Sh	Sv	ERA	HB	WP	HR
Bill Carrick	44	361.2	485	43	40	16	27	60	122	3	0	4.65	18	11	4
Cy Seymour	32	268.1	247	32	31	14	18	142	170	0	0	3.56	20	14	5
Ed Doheny	36	277.2	291	34	31	14	17	120	158	1	0	4.41	37	21	2
Jouett Meekin (1)	18	148.1	169	18	16	5	11	30	70	0	0	4.37	8	4	4
Charlie Gettig	18	128	161	15	12	7	8	25	54	0	0	4.43	4	4	3
Tom Colcolough	11	81.2	85	8	7	4	5	14	41	0	0	3.97	3	2	1
Willie Garoni	3	10	12	1	1	0	1	2	2	0	0	4.50	0	2	0
Leo Fishel	1	9	9	1	1	0	1	6	6	0	0	6.00	2	1	0
Frank McPartlin	1	4	4	0	0	0	0	2	3	0	0	4.50	2	0	0
Youngy Johnson	1	2	0	0	0	0	0	1	2	0	0	0.00	0	0	0
Doc Sechrist	1	0	0	0	0	0	0	0	2	0	0	—	0	0	0
—2 forfeit Ls: vs St. Louis on May 19; vs Brooklyn on June 16—															
		1290.2	1463	152	139	60	88	402	630	4	0	4.27	94	59	19

WASHINGTON

Arthur Irwin
Boundary Field

	G	AB	H	R	2B	3B	HR	RBI	BB	SB	HBP	SH	BA	SA	OBP
CF Jimmy Slagle	147	599	163	92	15	8	0	41	55	22	5	9	.272	.324	.338
RF Buck Freeman	155	588	187	107	19	25	25	122	23	21	18	5	.318	.563	.362
LF Jack O'Brien	127	468	132	68	11	5	6	51	31	17	3	14	.282	.365	.331
SS Dick Padden	134	451	125	66	20	7	2	61	24	27	17	8	.277	.366	.337
UT Win Mercer	108	375	112	73	6	7	1	35	32	16	4	6	.299	.360	.360
2B Frank Bonner	85	347	95	41	20	4	2	44	18*	6	2	3	.274	.372	.313
1B Dan McGann (2)	76	280	96	65	9	8	5	58	14	11	18	5	.343	.486	.410
Sub Shad Barry	73	247	71	31	7	5	1	33	12	11	3	4	.287	.368	.328
3B Charlie Atherton	65	242	60	28	5	6	0	23	21	2	2	4	.248	.318	.313
C Deacon McGuire (1)	59	199	54	25	3	1	1	12	16	3	3	1	.271	.312	.335
Sub Pete Cassidy (2)	46	178	56	21	13	0	3	32	9	5	5	0	.315	.438	.365
C Mal Kittridge (2)	44	133	20	14	3	0	0	11	10	2	1	4	.150	.173	.215
P Gus Weyhing	43	126	26	13	3	1	0	12	8	2	0	6	.206	.246	.254
P Bill Dinneen	37	119	36	9	2	0	0	4	8	0	0	2	.303	.319	.346
Sub General Stafford (2)	31	118	29	11	5	1	1	14	5	4	0	2	.246	.331	.276
Sub Frank Scheibeck	27	94	27	19	4	1	0	9	11	5	1	3	.287	.351	.368
P Dan McFarlan (2)	32	86	16	6	2	3	0	4	5	0	2	1	.186	.279	.247
Sub Mike Roach	24	78	17	7	1	0	0	7	3	3	2	1	.218	.231	.265
Sub Billy Hulen	19	68	10	10	1	0	0	3	10	5	0	1	.147	.162	.256
Sub Harry Davis	18	64	12	3	2	3	0	8	8	2	1	2	.188	.313	.288
Sub Jake Gettman	19	62	13	5	1	0	0	2	4	4	0	1	.210	.226	.258
Sub Whitey Duncan (1)	15	47	11	5	2	0	0	5	4	1	0	1	.234	.277	.294
Sub Mike Powers (2)	14	38	10	3	2	0	0	3	1	0	0	2	.263	.316	.282
Sub Dick Butler	12	36	10	4	0	1	0	1	2	1	0	0	.278	.333	.316
Sub Doc Casey (1)	9	34	4	3	2	0	0	2	2	1	0	0	.118	.176	.167
Sub Bill Coughlin	8	24	3	2	0	1	0	3	1	1	0	0	.125	.208	.160
Sub Frank McManus	7	21	8	3	1	0	0	2	2	3	0	0	.381	.429	.435
P Jack Fifield (2)	7	20	4	0	1	0	0	2	2	0	0	0	.200	.250	.316
P Roy Evans	7	20	4	2	0	0	0	2	1	0	0	2	.200	.200	.238
P Kirtley Baker	12	19	3	1	0	0	0	1	1	0	0	0	.158	.158	.200
P Bill Magee (3)	8	15	5	1	1	0	0	2	1	0	0	0	.333	.400	.375
Sub Duke Farrell (1)	5	12	4	2	1	0	0	1	2	1	0	0	.333	.417	.429
P Davey Dunkle	4	11	3	0	0	0	0	2	0	0	0	0	.273	.273	.273
P Kid Carsey (2)	4	11	0	1	0	0	0	0	0	0	0	0	.000	.000	.000
Sub George Decker (2)	4	9	0	0	0	0	0	0	0	0	0	0	.000	.000	.000
Sub Arlie Latham	6	6	1	1	0	0	0	1	0	0	0	0	.200	.200	.200
P Frank Killen (1)	2	5	1	0	0	0	0	1	0	0	0	0	.200	.200	.200
Sub Mike Heydon	2	3	0	0	0	0	0	0	2	0	0	0	.000	.000	.400

	G	AB	H	R	2B	3B	HR	RBI	BB	SB	HBP	SH	BA	SA	OBP
P Lefty Herring	2	1	1	1	0	0	0	0	0	0	0	0	1.000	1.000	1.000
P Dorsey Riddlemoser	1	1	0	0	0	0	0	0	0	0	0	0	.000	.000	.000
P Bill Leith	1	1	0	0	0	0	0	0	0	0	0	0	.000	.000	.000
	155	5256	1429	743	162	87	47	613	350	176	87	90	.272	.363	.328

1B—McGann 76, Cassidy 37, Barry 22, Davis 18, Roach 3, Decker 2, Gettman 2, Powers 1, McGuire 1, Mercer 1
 2B—Bonner 85, Padden 48, Stafford 17, Barry 7, Latham 1
 SS—Padden 85, Scheibeck 27, Hulen 19, Barry 13, Stafford 13, Cassidy 3, Mercer 1
 3B—Atherton 63, Mercer 62, Barry 13, Casey 9, Coughlin 6, Cassidy 6, O'Brien 4, Stafford 2, Fifield 1,
 OF—Freeman 155, Slagle 146, O'Brien 121, Barry 23, Mercer 16, Gettman 16, Atherton 1, Latham 1, Dinneen 1, Decker 1
 C—McGuire 56, Kittridge 43, Roach 20, Duncan 14, Powers 12, Butler 11, McManus 7, Farrell 4, Heydon 2
 P—Weyhing 43, Dinneen 37, McFarlan 32, Mercer 23, Baker 11, Magee 8, Evans 7, Fifield 6, Dunkle 4, Carsey 4, Killen 2,
 Freeman 2, Herring 2, Leith 1, Riddlemoser 1

	Pos	G	TC	PO	A	DP	E	PB	FA
Freeman	RF	155	248	220	14	3	14	—	.944
Slagle	CF	146	448	407	20	8	21	—	.953
O'Brien	LF	121	310	266	21	5	23	—	.926
Padden	SS	85	528	201	281	33	46	—	.913
"	2B	48	282	140	124	12	18	—	.936
Bonner	2B	85	485	192	264	34	29	—	.940
McGann	1B	76	710	667	36	37	7	—	.990*
Atherton	3B	63	236	91	119	7	26	—	.890
Mercer	3B	62	195	71	94	6	30	—	.846
"	P	23	71	9	59	1	3	—	.958
"	LF@	16	38	29	3	1	6	—	.842
McGuire	C	56	256*	178	71	3	7	8	.973
Kittridge	C	43	217	148	58	3	11	8	.949
Weyhing	P	43	67	7	50	2	10	—	.851
Cassidy	1B	37	364	337	16	26	11	—	.970
Dinneen	P	37	111	16	85	1	10	—	.910
McFarlan	P	32	64	8	48	4	8	—	.875
Scheibeck	SS	27	138	46	75	3	17	—	.877
Barry	LF@	23	37	33	2	0	2	—	.946
"	1B	22	169	164	4	8	1	—	.994
"	SS	13	64	27	29	2	8	—	.875
"	3B	13	30	11	14	0	5	—	.833
Roach	C	20	83	64	16	3	3	4	.964
Hulen	SS	19	102	27	67	2	10	—	.902
Davis	1B	18	167	161	4	6	2	—	.988
Stafford	2B	17	61	27	31	2	3	—	.951
"	SS	13	92	35	43	8	14	—	.848
Gettman	RF@	16	32	31	1	0	0	—	1.000
Duncan	C	14	67	44	19	0	4	2	.940
Powers	C	12	52	37	12	0	3	5	.942
Butler	C	11	37	19	14	0	4	5	.892
Baker	P	11	29	1	24	0	4	—	.862
		155	6169	3895	1871	99	403	33	.935

	G	IP	H	GS	CG	W	L	SO	BB	Sh	Sv	ERA	HB	WP	HR
Gus Weyhing	43	334.2	414	38	34	17	21	96	76	2	0	4.54	28	5	8
Bill Dinneen	37	291	350	35	30	14	20	91	106	0	0	3.93	11	8	6
Dan McFarlan (2)	32	211.2	268	28	22	8	18	41	64	1	0	4.67	11	5	5
Win Mercer	23	186	234	21	21	7	14	28	53	0	0	4.60	6	2	2
Kirtley Baker	11	54	79	6	3	1	7	6	22	0	0	6.83	6	1	3

THE ANNUAL RECORD

	G	IP	H	GS	CG	W	L	SO	BB	Sh	Sv	ERA	HB	WP	HR
Roy Evans	7	54	60	7	6	3	4	27	25	0	0	5.67	0	2	1
Jack Fifield (2)	6	47	73	6	6	2	4	12	17	0	0	6.13	2	0	1
Bill Magee (3)	8	42	54	7	4	1	4	11	28	0	0	8.57	7	1	3
Kid Carsey (2)	4	29	27	3	2	1	2	3	4	0	0	3.72	1	1	0
Davey Dunkle	4	26	46	2	2	0	2	9	14	0	0	10.04	1	1	3
Frank Killen (1)	2	12	18	2	1	0	2	3	4	0	0	6.00	1	1	0
Buck Freeman	2	7	15	0	0	0	0	0	3	0	0	7.71	3	0	3
Lefty Herring	2	2	0	0	0	0	0	0	2	0	0	0.00	0	0	0
Dorsey Riddlemoser	1	2	7	0	0	0	0	0	2	0	0	18.00	0	0	0
Bill Leith	1	2	4	0	0	0	0	1	2	0	0	18.00	1	0	0
	1300.1		1649	155	131	54	98	328	422	3	0	4.93	78	27	35

CLEVELAND

Lave Cross (8-30) Joe Quinn (12-104)

League Park I

	G	AB	H	R	2B	3B	HR	RBI	BB	SB	HBP	SH	BA	SA	OBP
2B Joe Quinn	147	615	176	73	24	6	0	72	21	22	2	2	.286	.345	.312
CF Tommy Dowd	147	605	168	81	17	6	2	35	48	28	2	4	.278	.336	.333
LF Dick Harley	142	567	142	70	15	7	1	50	40	15	13	4	.250	.307	.315
SS Harry Lochhead	148	541	129	52	7	1	1	43	21	23	10	6	.238	.261	.280
3B Suter Sullivan	127	473	116	37	16	3	0	55	25	16	10	6	.245	.292	.297
1B Tommy Tucker	126	456	110	40	19	3	0	40	24	3	12	7	.241	.296	.297
RF Sport McAllister	113	418	99	29	6	8	1	31	19	5	2	12	.237	.297	.273
C Joe Sugden	76	250	69	19	5	1	0	14	11	2	0	7	.276	.304	.307
OF Charlie Hemphill (2)	55	202	56	23	3	5	2	23	6	3	1	0	.277	.371	.301
3B Lave Cross (1)	38	154	44	15	5	0	1	20	8	2	1	2	.286	.338	.325
Sub Ossee Schrecongost (2)	43	150	47	15	8	3	0	10	6	4	2	1	.313	.407	.348
P Jim Hughey	36	111	18	9	1	0	0	5	5	0	0	3	.162	.171	.198
Sub Whitey Duncan (2)	31	105	24	9	2	3	2	9	4	0	0	0	.229	.362	.257
P Charlie Knepper	27	89	12	6	2	1	0	2	4	0	0	0	.135	.180	.172
P Harry Colliflower	23	76	23	5	4	0	0	9	2	0	0	0	.303	.355	.321
Sub Chief Zimmer (1)	20	73	25	9	2	1	2	14	5	1	3	0	.342	.479	.407
P Crazy Schmit	25	70	11	6	0	0	0	1	6	2	2	1	.157	.157	.244
P Frank Bates (2)	21	65	14	5	1	0	0	3	7	0	1	0	.215	.231	.301
Sub Otto Krueger	13	44	10	4	1	0	0	2	8	1	1	0	.227	.250	.358
P Jack Stivetts	18	39	8	8	1	1	0	2	6	0	1	0	.205	.282	.326
P Kid Carsey (1)	12	36	10	5	0	0	0	4	3	0	0	0	.278	.278	.333
P Bill Hill (1)	11	31	4	2	0	0	0	0	1	0	0	0	.129	.129	.156
P Willie Sudhoff (2)	11	31	2	1	0	1	0	6	4	0	0	2	.065	.129	.171
Sub Chief Sockalexis	7	22	6	0	1	0	0	3	1	0	0	0	.273	.318	.304
Sub Jack Clements	4	12	3	1	0	0	0	0	0	0	1	0	.250	.250	.308
P Jack Harper	5	11	2	2	0	0	0	1	4	0	0	0	.182	.182	.400
P Harry Maupin	5	10	0	0	0	0	0	0	0	0	0	0	.000	.000	.000
Sub Charlie Ziegler	2	8	2	2	0	0	0	0	0	0	0	0	.250	.250	.250
Sub George Bristow	3	8	1	0	1	0	0	0	0	0	1	0	.125	.250	.222
P Eddie Kolb	1	4	1	1	0	0	0	0	0	0	0	0	.250	.250	.250
P Highball Wilson	1	3	1	0	1	0	0	0	0	0	0	0	.333	.667	.333
	154	5279	1333	529	142	50	12	454	289	127	65	57	.253	.305	.299

1B—Tucker 127, Duncan 17, McAllister 6, Colliflower 4, Sullivan 3, Sugden 3, Schrecongost 1
 2B—Quinn 147, Sullivan 2, Krueger 2, McAllister 1, Ziegler 1, Lochhead 1
 SS—Lochhead 146, Sullivan 3, McAllister 3, Krueger 2, Stivetts 1, Carsey 1, Schrecongost 1, Ziegler 1
 3B—Sullivan 101, Cross 38, Krueger 9, McAllister 7, Sugden 1, Stivetts 1
 OF—Dowd 147, Harley 142, McAllister 79, Hemphill 54, Sullivan 20, Stivetts 7, Schmit 6, Colliflower 6, Sockalexis 5,
 Sugden 4, Bristow 3, Bates 2, Schrecongost 1

C—Sugden 66, Schrecongost 39, Zimmer 20, McAllister 17, Duncan 14, Clements 4
 P—Hughey 36, Knepper 27, Schmit 20, Bates 20, Colliflower 14, Sudhoff 11, Hill 11, Carsey 10, Stivetts 7, Harper 5,
 Maupin 5, McAllister 3, Wilson 1, Kolb 1, Lochhead 1

	Pos	G	TC	PO	A	DP	E	PB	FA__
Quinn	2B	147	821	350	440	61	31	—	.962
Dowd	CF	147	368	341	10	2	17	—	.954
Lochhead	SS	146	890	319	490	54	81	—	.909
Harley	LF	142	353	299	27	7	27	—	.924
Tucker	1B	127	1317	1299	58	71	30	—	.977
Sullivan	3B	101	370	110	237	21	23	—	.938
"	RF@	20	33	27	1	0	5		.848
McAllister	RF	79	123	106	10	4	7		.943
"	C	17	65	36	20	2	9	6	.862
Sugden	C	66	325	196	108	11	21	9	.935
Hemphill	RF@	54	78	61	6	1	11	—	.859
Cross	3B	38	154	66	81	7*	7	—	.955*
Schrecongost	C	39	180	104	60	6	16	5	.911
Hughey	P	36	69	9	48	3	12	—	.826
Knepper	P	27	63	8	49	2	6	—	.905
Zimmer	C	20	92	58	30	4	4	2	.957*
Schmit	P	20	56	7	43	0	6	—	.893
Bates	P	20	50	4	38	1	8	—	.840
Duncan	1B	17	175	164	6	13	5		.971
"	C	14	48	25	16	0	7	3	.854
Colliflower	P	14	31	1	26	2	4	—	.871
Sudhoff	P	11	40	5	31	1	4	—	.900
Hill	P	11	24	1	19	1	4	—	.833
Carsey	P	10	33	5	24	2	4	—	.874
		154	6171	3783	2000	121	388	26	.937

	G	IP	H	GS	CG	W	L	SO	BB	Sh	Sv	ERA	HB	WP	HR
Jim Hughey	36	283	403	33	32	4	30	54	88	0	0	5.41	22	10	9
Charlie Knepper	27	219.2	307	26	26	4	22	43	77	0	0	5.78	15	8	11
Frank Bates (2)	20	153	239	20	17	1	18	13	105	0	0	7.24	23	5	6
Crazy Schmit	20	138.1	197	19	16	2	17	24	62	0	0	5.86	14	4	3
Harry Colliflower	14	98	152	12	11	1	11	8	41	0	0	8.17	11	1	6
Willie Sudhoff (2)	11	86.1	131	10	8	3	8	10	25	0	0	6.98	7	2	3
Kid Carsey (1)	10	77.2	109	9	8	1	8	11	24	0	0	5.68	2	3	2
Bill Hill (1)	11	72.1	96	10	7	3	6	26	39	0	0	6.97	4	2	0
Jack Stivetts	7	38	48	4	3	0	4	5	25	0	0	5.68	2	3	0
Jack Harper	5	37	44	5	5	1	4	14	12	0	0	3.89	3	0	3
Harry Maupin	5	25	55	3	2	0	3	3	7	0	0	12.60	1	2	0
Sport McAllister	3	16	29	1	1	0	1	2	10	0	0	9.56	4	1	0
Eddie Kolb	1	8	18	1	1	0	1	1	5	0	0	10.13	1	0	0
Highball Wilson	1	8	12	1	1	0	1	1	5	0	0	9.00	0	0	0
Harry Lochhead	1	3.2	4	0	0	0	0	0	2	0	0	0.00	0	0	0
	1264	1844	154	138	20	134	215	527	0	0	0	6.37	109	40	43

1900

MCGINNITY WINS THE CHRONICLE-TELEGRAPH CUP

After absorbing the American Association in December 1891, the National League tottered along for eight years with 12 teams. The elimination of Cleveland, Baltimore, Washington and Louisville at a loop meeting near midnight on March 8, 1900, following a long winter of seemingly endless speculation and conciliation, streamlined the League to eight entries and created a stable composition that would endure until 1953. One of the very few rule changes that were legislated in 1900 streamlined the game itself. Home plate was altered from a 12-inch rubber

WHO WAS THE 1900 STRIKEOUT KING?

Pitching strikeout totals were no less subject to error and misinformation than batting averages in the last century. Here are both today's 1900 National League strikeout leaders and the "official" leaders as of the final day of the nineteenth century.

Today		December 31, 1900	
1. Hahn, Cincinnati	132	1. Hahn, Cincinnati	134
2. Waddell, Pittsburgh	130	Waddell, Pittsburgh	134
3. Young, St. Louis	115	3. Young, St. Louis	119
4. Garvin, Chicago	107	4. Garvin, Chicago	108
Dinneen, Boston	107	5. Dinneen, Boston	106
6. McGinnity, Brooklyn	93	6. McGinnity, Brooklyn	90
7. Newton, Cincinnati	88	7. Newton, Cincinnati	87
8. Scott, Cincinnati	87	8. Leever, Pittsburgh	85
9. Leever, Pittsburgh	84	9. Scott, Cincinnati	83
10. Hawley, New York	80	10. Callahan, Chicago	77

“BERGEN’S CRIME”

After serving as Boston’s regular catcher for nearly four years, Marty Bergen damaged his hip during the 1899 season in a collision at home plate. The injury, coupled with Bergen’s reputation for being a chronic malingerer and malcontent, put his future with the club in doubt. Accordingly Beaneaters manager Frank Selee hurriedly began grooming rookie receiver Billy Sullivan, a late-season purchase from Grand Rapids of the Western League, and in the interim gave more work to Boileryard Clarke, who had been picked up from Baltimore for insurance.

Bergen’s father came to visit his son’s small farm near North Brookfield, Mass., on the morning of January 19, 1900, and found that his son had murdered his wife, Harriett, and two young children, Florence and Joseph, with an ax and then taken a razor to himself, slitting his throat while standing in front of a mirror. *Sporting Life* sought to run to earth “the underlying motive for the horrid deed,” as did all the local Boston papers. One Hub journal was unkind enough to imply that Bergen’s crime was due to his shabby treatment by the Beaneaters and assailed the club’s statement that Bergen earned \$2,400 in 1899 by writing:

“. . . the proof that when the bodies of himself and wife and little children were found their cupboard was bare, and that all things pointed to the fact that just before the tragedy they were lacking the actual necessities of life. So while Bergen was . . . paid \$2,400 . . . three fines of \$500 each and those other little fines imposed on him . . . may have . . . placed himself and his family in the winter time on the verge of starvation. That they were found in the latter condition was proved at the Coroner’s inquest, and that the player . . . was allowed to get in this condition by the men he had helped to make rich, is now a matter of history.”

Ex-Boston player Tim Murnane, in a letter to *The Sporting News*, took the Beaneaters’ side. Murnane argued that Bergen had signed for \$2,100 in 1899, plus a \$300 bonus if he fulfilled his contract. Since his injury kept him from finishing the season, he forfeited the bonus. In addition, Murnane acknowledged, Bergen was fined \$50 by Selee in 1899, giving him a total of \$2,050 for the season. Then Murnane contended:

“Three years ago Bergen bought a small farm for something like \$2000, and lived there in the simplest kind of way, raising nearly everything he used on his own table. There was no reason to believe that he was not leading a pleasant life. In fact, he had decided to give up base ball and take things easy on the farm. The Boston magnates did everything for him that they did for the other men, and, in fact, a great deal more, and are in no way to blame for any misfortune that overtook the player.”

Murnane’s argument was accepted in most circles, and Bergen’s crime, though never forgotten, was eventually judged an aberrant act by a deeply disturbed man. Lots of players in the nineteenth century killed themselves because of unhappy love affairs, marital problems, despair, the death of a loved one, drinking too much—all the usual reasons. Apart from its more grisly and obviously more tragic elements, Bergen’s decision to end it all seemed to fit the classic pattern. Yet there are several problems with Murnane’s view.

Why were there no officials from the Boston club at Bergen's funeral? Was their excuse that they'd meant to come but simply gotten the day wrong true? And what of Boileryard Clarke's testimony about what it was like to play for Boston in those years? Upon coming to Boston from Baltimore in 1899, Clarke immediately noticed that along with being notoriously stingy, Beaneaters owner Arthur Soden was a remarkably cold fish. Clarke swore that even though he played with Boston for two full seasons, Soden never knew he was on the team, let alone his name.

During the 1890s, when there was only one major league and his players were bound to him like chattels, Soden's cheerless mode of operation was masked by Frank Selee's genius as a manager. But after the American League formed as a rival major league, Soden swiftly began to lose most of his star players to aggressive owners from the other loop who were ready to pay them their worth. One of the first to jump to the upstart American League was Clarke. Soon he had been joined by almost the whole Boston team. By the time the American League and the National League made peace in 1903, every National League team had suffered heavy losses to the American League, but Boston suffered far and away the most. From the majors' best team in the 1890s, the Beaneaters descended so cataclysmically that they finished in the second division in 12 of the first 13 seasons in the twentieth century. A list of where the 1900 Beaneaters regulars and key subs were by the 1903 peace settlement:

	1900 Pos	1903 Location
Jimmy Collins	3B	Boston AL
Chick Stahl	LF	Boston AL
Buck Freeman	RF	Boston AL
Bill Dinneen	P	Boston AL
Boileryard Clarke	C	Washington AL
Billy Sullivan	C	Chicago AL
Herman Long	SS	New York/Detroit AL
Hugh Duffy	OF	Out of majors (last with Milwaukee AL, 1901)
Ted Lewis	P	Out of majors (last with Boston AL, 1901)
Shad Barry	Sub	Philadelphia NL
Bobby Lowe	2B	Chicago NL
Billy Hamilton	CF	Out of majors (last with Boston NL, 1901)
Kid Nichols	P	Out of majors (last with Boston NL, 1901)
Fred Tenney	1B	Boston NL
Vic Willis	P	Boston NL
Togie Pittinger	P	Boston NL
Frank Selee	Mgr	Chicago NL

square to a 17-inch wide five-sided shape. Although the new design did not actually widen the strike zone, it made an umpire's task in judging whether a pitch was a ball or a strike appreciably easier as batters were no longer able to straddle a corner of the plate, hiding it from an arbiter's view and forcing pitchers to cut a visible portion of the rubber. Balancing that innovation to assist game officials, however, was a cost-cutting regression, albeit short-lived, from the double-umpire experiment that had been tried with mixed success in 1899 to the antediluvian single-umpire system.

On the surface, redesigning home plate had little immediate impact on the game. The League batting average decreased only three points, and most pitchers actually recorded fewer strikeouts in 1900 than in 1899. But much of the reason that strikeout totals were lower was the restoration of the 140-game schedule, and the reduction from 12 major league teams to eight produced a different result than the 1892 attenuation that shrank the number of teams from 16 to 12. In 1900, with jobs scarce, weak-hitting catchers and middle infielders were the first to go. One such was 10-year veteran Mal Kittridge, a .176 hitter in 1899 who later returned to the majors for six more seasons but only after bolstering his resume by catching 127 games and hitting .300 in 1900 for Worcester of the Eastern League.

The chief beneficiaries of the League's decision to trim its size were Brooklyn and Pittsburgh. Since both had been under syndicate ownership in 1899, Brooklyn fell heir to most of the remaining cast from the Baltimore Orioles' dynasty, and Barney Dreyfuss, who corralled the controlling stock in both the Pittsburgh and Louisville franchises following the 1899 season, transferred all of the defunct Kentucky club's top players to the Smoke City under the guise of a trade. Among them were pitchers Deacon Phillippe and Rube Waddell, manager-leftfielder Fred Clarke, second baseman Claude Ritchey, utility man Tommy Leach, catcher Chief Zimmer and the enormously talented Honus Wagner.

But Brooklyn's appropriation of three Baltimore pitchers—Frank Kitson, Harry Howell and Joe McGinnity, the majors' top winner in 1899—spelled the difference in 1900. The trio joined with holdover Bill Kennedy to account for 70 of Brooklyn's 82 wins and lift manager Ned Hanlon's club to its second straight League pennant by a comfortable four and a half games over Pittsburgh. Philadelphia finished eight lengths back in 3rd place, and Boston rounded out the first division despite slipping below .500 for the first time since 1886.

Even more disappointing than Frank Selee's Beaneaters were the St. Louis Perfectos. Prior to the 1900 season the Perfectos corralled three ex-Baltimore stars—John McGraw, Wilbert Robinson and Bill Keister—by shelling out \$19,000 for the rights to them when they refused to accompany the rest of the disbanding Orioles to Brooklyn. The trio, particularly McGraw, made for a natural rivalry with the ex-Orioles in Brooklyn, which was heightened by the fact that Brooklyn was the defending League champion. May 12, the date of Brooklyn's first appear-

WHERE DID THEY GO?

Here, by team, is a list of position players and pitchers who were productive performers in the League-Association in 1899 and later returned to the majors after either being frozen out or opting to play elsewhere when the lone major league reduced from 12 to eight teams in 1900. Those who returned to the National League in 1901, like Jay Hughes and Mal Kittridge, helped usher in the last major change in the game's playing rules, which appeared in italics in the 1901 National League rulebook as Section 3 under Rule 44, defining what constituted a strike: *A foul hit ball not caught on the fly, unless two strikes have already been called.*

Apart from Ban Johnson's self-proclamation that his American League was now a major circuit and the dawn of a new century, the innovation of the foul-strike rule—and at that, in the National League only—is all that baseball scholars can cite in answer to what was so special about 1901 to make it the demarcation point between the game's modern era and its premodern era.

	1899 Team	1900 Location
John Anderson	Brooklyn	American League
Jay Hughes	Brooklyn	California League
Billy Lauder	Philadelphia	Voluntarily retired
Ducky Holmes	Baltimore	American League
Candy LaChance	Baltimore	American League
Dave Fultz	Baltimore	American League
Steve Brodie	Baltimore	American League
Kid Elberfeld	Cincinnati	American League
Tully Sparks	Pittsburgh	American League
Bill Hoffer	Pittsburgh	American League
George Magoon*	Chicago	American League
Dummy Hoy	Louisville	American League
Pete Dowling	Louisville	American League
Mike Powers	Louisville	American League
Fred Hartman	New York	American League
Dick Padden	Washington	American League
Frank Bonner	Washington	American League
Jack O'Brien	Washington	American League
Mal Kittridge**	Washington	Eastern League
Tommy Dowd	Cleveland	American League
Dick Harley	Cleveland	American League
Sport McAllister	Cleveland	American League
Joe Sugden	Cleveland	American League
Charlie Hemphill	Cleveland	American League
Ossee Schrecongost	Cleveland	American League

* Also with Baltimore in 1899


** Also with Louisville in 1899

ance of the season in St. Louis, also neatly coincided with the debuts of McGraw and Robinson with the Perfectos after the two ended a mutual holdout when they were given a piece of their purchase price. A transit workers' strike that shut down the streetcar system in the Mound City threatened to marr the gala event, but some 7,500 nevertheless found their way to the ballpark. Brooklyn won the opening game of the series behind McGinnity on a 9th-inning throwing error by McGraw and went on to take three out of four in St. Louis. The Perfectos retaliated by sweeping a Decoration Day doubleheader at Brooklyn but then began a slow downward spiral toward the second division. Meanwhile once Hanlon's Superbas grabbed 1st place from Philadelphia by going 17-5 in June, they never relinquished it.

At the opposite end of the standings for most of the season was the other Gotham entry, the New York Giants. A miserable start under Buck Ewing's tutelage landed the Giants in the cellar by the end of May. After shortstop George Davis replaced Ewing, New York staged a furious late surge, but closing day found the Giants still a game and a half behind 7th-place Cincinnati. Despite the basement finish, the first in franchise history, New York's attendance increased by some 70,000, but the Cincinnati franchise, which suffered its poorest finish since 1891, dropped to last in the League in attendance.

Because the Louisville contingent needed time to blend with his Pittsburgh holdovers, Dreyfuss's club did not fully begin to gel until the season was nearly over. When the Pirates went 18-9 in September and finished 2nd, it revived unhappy memories of the Temple Cup matches in which Pittsburgh had never been a participant even though the cup's founder had been a Pirates club official. Goaded to settle any lingering doubts that his team was really superior to Pittsburgh's, Hanlon accepted Dreyfuss's challenge to a best-of-5 postseason match, with all the games to be played in Pittsburgh for a silver cup donated by the *Pittsburgh Chronicle-Telegraph*. The Temple Cup imitation opened on October 15 at the Pirates' Exposition Park. Behind McGinnity and Kitson, Hanlon's Superbas took the first two games but then were blanked 10-0 by Phillippe in the third contest.

The following day the Pirates drew McGinnity again, a disaster for them. While the rest of Hanlon's staff won just two of 12 decisions against the Pirates during the regular season, McGinnity beat Pittsburgh six times in seven tries, plus his opening game win in the *Chronicle-Telegraph* Cup series. On October 18, McGinnity made it eight of nine against the Pirates in 1900 when he breezed to a 6-1 triumph over Sam Leever. Yet McGinnity did not convince every skeptic that the best team had won in the regular League season, for there was a corps of baseball enthusiasts in Chicago who thought that Brooklyn should really have played their American League champion White Sox in order to determine the nation's best team in 1900. The century would end, though, with those folks still in a very small minority.



The earliest known team picture of Chief Zimmer, seen here with the 1886 Poughkeepsies. Zimmer turned 26 that November. In 1900 he became the first major leaguer to serve as his team's regular catcher in his 40th year when he beat out Jack O'Connor and Pop Schriver for the Pirates' receiving job. The following year Zimmer became the first MLer to play on his first pennant winner after age 40 as the Pirates bagged their first ever flag. In a time when most catchers' hands were so battered they could no longer thread a needle after a year or two behind the bat, Zimmer was still making most of his family's furniture in 1900. Seven years earlier he had built and patented a parlor baseball game that featured a ball pitched from second base and an iron stick three inches long for a bat, a forerunner of arcade games that were popular as late as the 1950s.



The luckless Pink Hawley (front left) with the 1900 Giants, the first New York-based major league team to finish last. In his 10-year career, Hawley pitched for only one club that finished higher than 6th—Cincinnati in 1898—explaining his 167-179 career mark. He led the Giants in wins and the NL in complete games in 1900 and then jumped to the rebel American League in 1901 to play for Milwaukee so he could be closer to his home in Wisconsin. The Brewers finished dead last, naturally, and Hawley, though still just 28 years old, left the majors. Other notables on this Giants team that should not have been so bad were Bill Carrick (beside Hawley), George Davis (top, far left), Mike Bowerman (dark sweater), Cy Seymour (top, far right), Win Mercer (to Ewing's right), Kip Selbach (middle, far left), George Van Haltren (beside Selbach), Buck Ewing (in the fancy duds) and Kid Gleason (middle, far right).

THE SEASONAL RECORD

NATIONAL LEAGUE

	G	W	L	Pct	H	R	GB	Attendance
1. Brooklyn Superbas	142	82	54	.603	43-26	39-28	—	183,000
2. Pittsburgh Pirates	140	79	60	.568	42-28	37-32	4.5	264,000
3. Philadelphia Phillies	141	75	63	.543	45-23	30-40	8	301,913
4. Boston Beaneaters	142	66	72	.478	42-29	24-43	17	202,000
5. Chicago Orphans	146	65	75	.464	45-30	20-45	19	248,577
6. St. Louis Perfectos	142	65	75	.464	40-31	25-44	19	270,000
7. Cincinnati Reds	144	62	77	.446	27-34	35-43	21.5	170,000
8. New York Giants	141	60	78	.435	38-31	22=47	23	190,000

	Bro	Pit	Phi	Bos	Chi	StL	Cin	NY	Tot
Brooklyn	—	8	10	16	10	13	15	10	82
Pittsburgh	11	—	11	15	12	11	8	11	79
Philadelphia	8	9	—	11	11	12	11	13	75
Boston	4	5	9	—	12	12	13	11	66
Chicago	10	8	9	8	—	9	9	12	65
St. Louis	7	9	8	8	11	—	8	14	65
Cincinnati	4	12	9	7	11	12	—	7	62
New York	10	9	7	7	8	6	13	—	60
	54	60	63	72	75	75	77	78	554

SEASON LEADERS

Batting Average (350 ABs)

1. Wagner, Pittsburgh	.381
2. Flick, Philadelphia	.367
3. Burkett, St. Louis	.363
4. Keeler, Brooklyn	.362
5. Beckley, Cincinnati	.341

Slugging Average

1. Wagner, Pittsburgh	.573
2. Flick, Philadelphia	.545
3. Lajoie, Philadelphia	.510
4. Kelley, Brooklyn	.485
5. Hickman, New York	.482

On-Base Percentage

1. McGraw, St. Louis	.505*
2. Thomas, Philadelphia	.451
3. Hamilton, Philadelphia	.449
4. Flick, Philadelphia	.441
5. Wagner, Pittsburgh	.434

* 334 ABs, too few to qualify for BA, SA or OPS leadership but qualified for OBP because he had 447 plate appearances

Total Bases

1. Wagner, Pittsburgh	302
2. Flick, Philadelphia	297
3. Burkett, St. Louis	265
4. Keeler, Brooklyn	253
5. Beckley, Cincinnati	242

Home Runs

1. Long, Boston	12
2. Flick, Philadelphia	11
3. Donlin, St. Louis	10
4. Hickman, New York	9
5. Sullivan, Boston	8

RBI

1. Flick, Philadelphia	110
2. Delahanty, Philadelphia	109
3. Wagner, Pittsburgh	100
4. Collins, Boston	95
5. Beckley, Cincinnati	94

Hits

1. Keeler, Brooklyn	204
2. Burkett, St. Louis	203
3. Wagner, Pittsburgh	201
4. Flick, Philadelphia	200
5. Beckley, Cincinnati	190

Runs

1. Thomas, Philadelphia	132
2. Slagle, Philadelphia	115
3. Van Haltren, New York	114
Barrett, Cincinnati	114
5. Wagner, Pittsburgh	107

Bases on Balls

1. Thomas, Philadelphia	115
2. Hamilton, Boston	107
3. McGraw, St. Louis	85
4. Dahlen, Brooklyn	73
5. Selbach, New York	72
Barrett, Cincinnati	72

Stolen Bases

1. Van Haltren, New York	45
Donovan, St. Louis	45
3. Barrett, Cincinnati	44
4. Keeler, Brooklyn	41
5. Wagner, Pittsburgh	38
Mertes, Chicago	38

Hit By Pitch

1. McGann, St. Louis	24
2. McGraw, St. Louis	23
3. Jennings, Brooklyn	20
4. Hickman, New York	17
5. Flick, Philadelphia	16

Sacrifice Hits

1. Slagle, Philadelphia	27
2. Mertes, Chicago	22
3. Beaumont, Pittsburgh	21
4. Childs, Chicago	20
5. Three tied with	19

OPS

1. Wagner, Pittsburgh	1.007
2. Flick, Philadelphia	.986
3. Burkett, St. Louis	.904
4. Selbach, New York	.885
5. Kelley, Brooklyn	.882

PITCHING**Wins**

1. McGinnity, Brooklyn	28
2. Tannehill, Pittsburgh	20
Dinneen, Boston	20
Phillippe, Pittsburgh	20
Kennedy, Brooklyn	20

Losses

1. Carrick, New York	22
2. Scott, Cincinnati	20
Hahn, Cincinnati	20
4. Young, St. Louis	19
B. Jones, St. Louis	19

Innings

1. McGinnity, Brooklyn	343
2. Carrick, New York	341.2
3. Hawley, New York	329.1
4. Young, St. Louis	321.1
5. Dinneen, Boston	320.2

Complete Games

1. Hawley, New York	34
2. Dinneen, Boston	33
3. McGinnity, Brooklyn	32
Callahan, Chicago	32
Young, St. Louis	32
Carrick, New York	32

Strikeouts

1. Hahn, Cincinnati	132
2. Waddell, Pittsburgh	130
3. Young, St. Louis	115
4. Garvin, Chicago	107
Dinneen, Boston	107

Winning Percentage (25 decisions)

1. McGinnity, New York	.778
2. Tannehill, Pittsburgh	.769
3. Fraser, Philadelphia	.625
4. Phillippe, Pittsburgh	.606
Kennedy, Brooklyn	.606

ERA (140 innings)

1. Waddell, Pittsburgh	2.37
2. Garvin, Chicago	2.41
3. Taylor, Chicago	2.55
4. Leever, Pittsburgh	2.71
5. Phillippe, Pittsburgh	2.84

Lowest OOBP

1. Phillippe, Pittsburgh	.289
2. Waddell, Pittsburgh	.291
Young, St. Louis	.291
4. Garvin, Chicago	.304
5. Leever, Pittsburgh	.306
Griffith, Chicago	.306

Lowest OBA

1. Waddell, Pittsburgh	.229
2. Garvin, Chicago	.243
3. Nichols, Boston	.246
4. Dinneen, Boston	.250
5. Hahn, Cincinnati	.256

FIELDING**Putouts****1B**

Beckley, Cincinnati	1389
Delahanty, Philadelphia	1299
Doyle, New York	1269

Assists

Doyle, New York	96
Beckley, Cincinnati	93
Tenney, Boston	82

Fielding Average

McGann, St. Louis	.990
Jennings, Brooklyn	.982
Tenney, Boston	.9813

2B

Childs, Chicago	323
Lowe, Boston	323
Gleason, New York	321

Childs, Chicago	431
Ritchev, Pittsburgh	357
Lajoie, Philadelphia	341

Lajoie, Philadelphia	.954
Ritchev, Pittsburgh	.952
Lowe, Boston	.951

3B

Collins, Boston	251
Hickman, New York	183
L. Cross, St. Louis-Brooklyn	173

Collins, Boston	329
L. Cross, St. Louis-Brooklyn	321
Bradley, Chicago	291

L. Cross, St. Louis-Brooklyn	.945
Collins, Boston	.935
McGraw, St. Louis	.909

SS

M. Cross, Philadelphia	339
Wallace, St. Louis	327
Dahlen, Brooklyn	321

Dahlen, Brooklyn	517
Ely, Pittsburgh	503
M. Cross, Philadelphia	459

Davis New York	.944
Dahlen, Brooklyn	.938
Long, Boston	.937

RF

Flick, Philadelphia	232
Keeler, Brooklyn	227
Wagner, Pittsburgh	181

Flick, Philadelphia	23
Keeler, Brooklyn	22
P. Donovan, St. Louis	13

Wagner, Pittsburgh	.965
P. Donovan, St. Louis	.951
Keeler, Brooklyn	.940

THE ANNUAL RECORD

Putouts

CF

Hamilton, Boston 326
 Van Haltren, New York 325
 F. Jones, Brooklyn 315

LF

Burkett, St. Louis 337
 Selbach, New York 327
 Slagle, Philadelphia 320

C

Zimmer, Pittsburgh 318
 Peitz, Cincinnati 310
 Criger, St. Louis 282

P

Fraser, Philadelphia 27
 Dinneen, Boston 25
 Callahan, Chicago 21
 Scott, Cincinnati 21

Double Plays

1B

Doyle, New York 92
 Beckley, Cincinnati 91
 Delahanty, Philadelphia 86

2B

Lajoie, Philadelphia 69
 Childs, Chicago 57
 Ritchey, Pittsburgh 51
 Gleason, New York 51

3B

Williams, Pittsburgh 21
 Collins, Boston 21
 Hickman, New York 19

SS

M. Cross, Philadelphia 68
 Ely, Pittsburgh 62
 Dahlen, Brooklyn 59

RF

Flick, Philadelphia 6
 McBride, Cincinnati 5
 Three with 4

CF

Van Haltren, New York 7
 Thomas, Philadelphia 6
 Barrett, Cincinnati 6
 Hamilton, Boston 6

LF

Selbach, New York 8
 Burkett, St. Louis 6
 Slagle, Philadelphia 5

Assists

Van Haltren, New York 28
 Barrett, Cincinnati 25
 Heidrick, St. Louis 21

Selbach, New York 25
 Slagle, Philadelphia 22
 Stahl, Boston 22

McFarland, Philadelphia 137
 Bowerman, New York 136
 Peitz, Cincinnati 125

Scott, Cincinnati 120
 C. Jones, St. Louis 100
 Hawley, New York 95

Errors

Doyle, New York 41
 Beckley, Cincinnati 30
 T. O'Brien, Pittsburgh 28

Childs, Chicago 52
 Gleason, New York 48
 Keister, St. Louis 41

Hickman, New York 86
 Bradley, Chicago 61
 Williams, Pittsburgh 51

M. Cross, Philadelphia 62
 Corcoran, Cincinnati 60
 Wallace, St. Louis 55
 Dahlen, Brooklyn 55

Flick, Philadelphia 24
 Jimmy Ryan, Chicago 18
 Keeler, Brooklyn 16
 McBride, Cincinnati 16

Barrett, Cincinnati 24
 Van Haltren, New York 23
 Hamilton, Boston 19

Slagle, Philadelphia 29
 Burkett, St. Louis 25
 Selbach, New York 18

Fielding Average

Heidrick, St. Louis .959
 Thomas, Philadelphia .958
 F. Jones, Brooklyn .957

Stahl, Boston .968
 Selbach, New York .951
 Crawford, Cincinnati .948

McFarland, Philadelphia .963
 Zimmer, Pittsburgh .961
 Peitz, Cincinnati .958

Nichols, Boston .985
 Callahan, Chicago .975
 R. Donahue, Philadelphia .971

TC/Game

Beckley, Cincinnati 10.8
 Delahanty, Philadelphia 10.7
 McGann, St. Louis 10.60

Lajoie, Philadelphia 6.5
 Gleason, New York 6.3
 Childs, Chicago 5.9

Bradley, Chicago 4.9
 Hickman, New York 4.5
 Williams, Pittsburgh 4.44

Davis, New York 6.8
 Dahlen, Brooklyn 6.7
 Wallace, St. Louis 6.58

Flick, Philadelphia 2.02
 Jimmy Ryan, Chicago 1.97
 Keeler, Brooklyn 1.9

Heidrick, St. Louis 3.0
 Van Haltren, New York 2.7
 Hamilton, Boston 2.6

Crawford, Cincinnati 2.9
 F. Clarke, Pittsburgh 2.8
 Burkett, St. Louis 2.7

Double Plays		Errors		TC/Game	
C					
Bowerman, New York	15	Bowerman, New York	28	Peitz, Cincinnati	5.7
Peitz, Cincinnati	13	B. Clarke, Boston	27	Zimmer, Pittsburgh	5.6
Sullivan, Boston	10	T. Donahue, Chicago	23	Criger, St. Louis	5.4

Passed Ball Leaders: Douglass, Philadelphia (27); Bowerman, New York (26); McFarland, Philadelphia (25)

P					
Bernhard, Philadelphia	7	Scott, Cincinnati	14	Scott, Cincinnati	3.6
Scott, Cincinnati	7	McGinnity, Brooklyn	12	Fraser, Philadelphia	3.2*
Phillips, Cincinnati	7	Young, St. Louis	11	Phillips, Cincinnati	3.2*
		Carrick, New York	11		

* Identical TC/G, with 94 chances in 29 games

BROOKLYN

Ned Hanlon

Washington Park II

	G	AB	H	R	2B	3B	HR	RBI	BB	SB	HBP	SH	BA	SA	OBP
RF Willie Keeler	136	563	204	106	13	12	4	68	30	41	7	19	.362	.449	.402
CF Fielder Jones	136	552	171	106	26	4	4	54	57	33	9	11	.310	.393	.383
SS Bill Dahlen	133	483	125	87	16	11	1	69	73	31	7	2	.259	.344	.364
3B Lave Cross (2)	117	461	135	73	14	6	4	67	25	20	2	4	.293	.375	.332
LF Joe Kelley	121	454	145	90	23	17	6	91	53	26	6	0	.319	.485	.398
1B Hughie Jennings	112	441	120	61	18	6	1	69	31	31	20	13	.272	.347	.348
2B Tom Daly	97	343	107	72	17	3	4	55	46	27	6	5	.312	.414	.403
Sub Jimmy Sheckard	85	273	82	74	19	10	1	39	42	30	12	4	.300	.454	.416
C Duke Farrell	74	273	75	33	11	5	0	39	11	3	3	4	.275	.352	.310
C Deacon McGuire	69	241	69	20	15	2	0	34	19	2	4	1	.286	.365	.348
Sub Gene Demontreville	69	234	57	34	8	1	0	28	10	21	3	6	.244	.286	.283
P Joe McGinnity	46	145	28	18	4	1	0	16	1	4	0	5	.193	.234	.199
P Bill Kennedy	42	123	37	10	8	2	0	15	5	0	0	2	.301	.398	.328
P Frank Kitson	40	109	32	20	5	1	0	16	6	2	0	1	.294	.358	.330
P Harry Howell	22	42	12	6	2	0	1	6	6	1	1	0	.286	.405	.388
P Jack Dunn (1)	10	26	6	2	0	0	0	1	1	0	0	0	.231	.231	.259
Sub Aleck Smith	6	25	6	2	0	0	0	3	1	2	0	1	.240	.240	.269
P Jerry Nops	9	25	4	0	0	0	0	1	3	0	0	0	.160	.160	.250
P Gus Weyhing (2)	8	18	4	2	0	0	0	2	1	0	0	0	.222	.222	.263
P Bill Donovan	5	13	0	0	0	0	0	2	0	0	0	0	.000	.000	.000
P Joe Yeager	3	9	3	0	0	0	0	0	0	0	0	0	.333	.333	.333
Sub Farmer Steelman	1	4	0	0	0	0	0	0	0	0	0	0	.000	.000	.000
Sub Doc Casey	1	3	1	0	0	0	0	1	0	0	1	0	.333	.333	.500
	142	4860	1423	816	199	81	26	676	421	274	81	78	.293	.383	.359

1B—Jennings 112, Kelley 32, Daly 3, Demontreville 1

2B—Daly 93, Demontreville 48, Jennings 2, Keeler 1

SS—Dahlen 133, Demontreville 12

3B—Cross 117, Kelley 13, Demontreville 7, Smith 6, Casey 1, Yeager 1

OF—Keeler 136, Jones 136, Sheckard 78, Kelley 77, Daly 2, McGinnity 1, Kitson 1, Demontreville 1

C—Farrell 74, McGuire 69, Steelman 1, Smith 1

P—McGinnity 44, Kennedy 42, Kitson 40, Howell 21, Dunn 10, Nops 9, Weyhing 8, Donovan 5, Yeager 2

	Pos	G	TC	PO	A	DP	E	PB	FA
Jones	CF	136	345	315	15	3	15	—	.957
Keeler	RF	136	265	227	22	4	16	—	.940

THE ANNUAL RECORD

	Pos	G	TC	PO	A	DP	E	PB	FA
Dahlen	SS	133	893	321	517	59	55	—	.938
Cross	3B	117	471	162	282	10	27	—	.943*
Jennings	1B	112	1147	1050	76	71	21	—	.982
Daly	2B	93	507	233	234	39	40	—	.921
Sheckard	LF@	78	199	171	13	3	15	—	.925
Kelley	LF	77	194	174	12	2	8	—	.959
"	1B	32	277	259	12	13	6		.978
"	3B	13	46	17	25	3	4		.913
Farrell	C	74	360	252	88	8	20	13	.944
McGuire	C	69	310	218	77	7	15	15	.952
DeMontreville	2B	48	270	127	130	16	13	—	.952
"	SS	12	61	21	32	3	8		.869
McGinnity	P	44	102	15	75	4	12	—	.882
Kennedy	P	42	98	20	73	3	5	—	.949
Kitson	P	40	56	12	39	0	5	—	.911
Howell	P	21	39	6	31	1	2	—	.949
Dunn	P	10	25	2	22	0	1	—	.960
		142	5824	3672	1849	102	303	34	.948

	G	IP	H	GS	CG	W	L	SO	BB	Sh	Sv	ERA	HB	WP	HR
Joe McGinnity	44	343	350	37	32	28	8	93	113	1	0	2.94	41	4	5
Bill Kennedy	42	292	316	35	26	20	13	75	111	2	0	3.91	8	6	5
Frank Kitson	40	253.1	283	30	31	15	13	55	56	2	4	4.19	9	7	12
Harry Howell	21	110.1	131	10	7	6	5	26	36	2	0	3.75	3	1	4
Jerry Nops	9	68	79	8	6	4	4	22	18	1	0	3.84	2	0	1
Jack Dunn (1)	10	63	88	7	5	3	4	6	28	0	0	5.57	4	3	1
Gus Weyhing (2)	8	48	66	8	3	3	4	8	20	0	0	4.31	2	0	1
Bill Donovan	5	31	36	4	2	1	2	13	18	0	0	6.68	3	1	0
Joe Yeager	2	17	21	2	2	1	1	2	5	0	0	6.88	0	0	1
—1 forfeit W vs St. Louis on Sept. 19 when bad blood between the two teams over back pay Gus Weyhing claimed St. Louis owed him erupted in a disputed play at the plate in the 3rd inning that resulted in St. Louis refusing to continue play after catcher Wilbert Robinson was ejected—															
		1225.2	1370	141	104	81	54	300	405	8	4	3.89	72	22	30

PITTSBURGH

Fred Clarke

Exposition Park II

	G	AB	H	R	2B	3B	HR	RBI	BB	SB	HBP	SH	BA	SA	OBP
CF Ginger Beaumont	138	567	158	105	14	9	5	50	40	27	6	21	.279	.362	.331
RF Honus Wagner	135	527	201	107	45	22	4	100	41	38	8	4	.381	.573	.434
2B Claude Ritchey	123	476	139	62	17	8	1	67	29	18	5	18	.292	.368	.339
SS Bones Ely	130	475	116	60	6	6	0	51	17	6	1	10	.244	.282	.272
3B Jimmy Williams	106	416	110	73	15	11	5	68	32	18	4	3	.264	.389	.323
LF Fred Clarke	104	399	110	84	15	12	3	32	51	21	7	9	.276	.396	.368
UT Tom O'Brien	102	376	109	61	22	6	3	61	21	12	13	3	.290	.404	.349
C Chief Zimmer	78	271	80	27	7	10	0	35	17	4	11	9	.295	.395	.361
1B Dick Cooley	66	249	50	30	8	1	0	22	14	9	0	12	.201	.241	.243
Sub Tommy Leach	51	160	34	20	1	2	1	16	21	8	0	5	.213	.263	.300
C Jack O'Connor (2)	40	147	35	15	4	1	0	19	3	5	2	1	.238	.279	.263
Sub Tom McCreery	43	132	29	20	4	3	1	13	16	2	0	6	.220	.318	.304
P Jesse Tannehill	29	110	37	19	7	0	0	17	5	2	0	5	.336	.400	.365
P Deacon Phillippe	38	105	19	7	3	1	0	7	1	0	4	4	.181	.229	.218
Sub Pop Schriver	37	92	27	12	7	0	1	12	10	0	3	0	.293	.402	.381
P Sam Leever	30	88	18	9	2	2	1	5	2	1	0	0	.205	.307	.222
P Jack Chesbro	32	85	15	10	4	1	0	9	6	1	0	0	.176	.247	.231

	G	AB	H	R	2B	3B	HR	RBI	BB	SB	HBP	SH	BA	SA	OBP
P Rube Waddell	30	81	14	6	2	3	0	9	0	1	1	0	.173	.272	.183
Sub Pop Dillon	5	18	2	3	1	0	0	1	0	0	0	0	.111	.167	.111
Sub Tacks Latimer	4	12	4	1	1	0	0	2	0	0	0	0	.333	.417	.333
Sub Jiggs Donahue	2	10	2	1	0	1	0	3	0	1	0	0	.200	.400	.200
P Patsy Flaherty	4	9	1	0	0	0	0	0	1	0	0	0	.111	.111	.200
P Ed Poole	2	4	2	1	0	1	1	3	0	0	0	0	.500	1.750	.500
P Jouett Meekin	2	4	0	0	0	0	0	0	0	0	0	0	.000	.000	.000
P Pete Husting	2	3	0	0	0	0	0	0	0	0	0	0	.000	.000	.000
P Walt Woods	1	1	0	0	0	0	0	0	0	0	0	0	.000	.000	.000
	140	4817	1312	733	185	100	26	602	327	174	63	110	.272	.368	.327

1B—Cooley 66, O'Brien 65, Dillon 5, Wagner 3, Zimmer 2, O'Connor 2, Schriver 1
 2B—Ritchey 123, Leach 7, Wagner 7, O'Brien 4
 SS—Ely 130, Leach 8, Williams 4, O'Brien 2
 3B—Williams 103, Leach 31, Wagner 9
 OF—Beaumont 138, Wagner 118, Clarke 104, McCreery 35, O'Brien 25, Leach 4, Tannehill 4, Chesbro 1, Donahue 1, Poole 1
 C—Zimmer 78, O'Connor 40, Schriver 24, Latimer 4, Donahue 2
 P—Phillippe 38, Chesbro 32, Leever 30, Waddell 29, Tannehill 29, Flaherty 4, Husting 2, Meekin 2, Woods 1, Poole 1, Wagner 1, McCreery 1

	Pos	G	TC	PO	A	DP	E	PB	FA
Beaumont	CF	138	301	274	10	3	17	—	.944
Ely	SS	130	797	242	503	62	52	—	.935
Ritchey	2B	123	693	303	357	51	33	—	.952
Wagner	RF@	118	199	181	11	4	7	—	.965
Clarke	LF	104	287	263	8	2	16	—	.944
Williams	3B	103	458	153	254	21	51	—	.889
Zimmer	C	78	435	318	100	8	17	16	.961
Cooley	1B	66	711	683	20	39	8	—	.989
O'Brien	1B	65	724	670	26	37	28	—	.961
"	RF@	25	52	48	1	0	3	—	.942
O'Connor	C	40	161	108	44	2	9	14	.944
Phillippe	P	38	69	9	57	1	3	—	.957
McCreery	LF@	35	80	62	9	2	9	—	.887
Chesbro	P	32	55	4	44	3	7	—	.873
Leach	3B	31	132	45	69	4	18	—	.864
Leever	P	30	64	8	52	0	4	—	.938
Waddell	P	29	66	12	49	1	5	—	.924
Tannehill	P	29	79	9	64	0	6	—	.914
Schriver	C	24	121	95	21	1	5	8	.959
		140	5839	3685	1832	106	322	43	.945

	G	IP	H	GS	CG	W	L	SO	BB	Sh	Sv	ERA	HB	WP	HR
Deacon Phillippe	38	279	274	33	29	20	13	75	42	1	0	2.84	7	7	7
Jesse Tannehill	29	234	247	27	23	20	6	50	43	2	0	2.88	17	0	3
Sam Leever	30	232.2	236	29	25	15	13	84	48	3	0	2.71	8	10	2
Jack Chesbro	32	215.2	220	26	20	15	13	56	79	3	1	3.67	12	7	4
Rube Waddell	29	208.2	176	22	16	8	13	130	55	2	0	2.37	13	2	3
Patsy Flaherty	4	22	30	1	0	0	0	5	9	0	0	6.14	5	0	0
Jouett Meekin	2	13	20	2	1	0	2	3	8	0	0	6.92	1	1	1
Pete Husting	2	8	10	0	0	0	0	7	5	0	0	5.63	1	0	2
Ed Poole	1	7	4	0	0	1	0	3	0	0	0	1.29	0	0	0
Honus Wagner	1	3	3	0	0	0	0	1	4	0	0	0.00	0	0	0

THE ANNUAL RECORD

	G	IP	H	GS	CG	W	L	SO	BB	Sh	Sv	ERA	HB	WP	HR
Tom McCreery	1	3	9	0	0	0	0	0	1	0	0	12.00	0	1	2
Walt Woods	1	3	3	0	0	0	0	1	1	0	0	21.00	0	0	0
	1229	1232	140	114	79	60	415	295	11	1	3.06	64	28	24	

PHILADELPHIA

Bill Shettsline

Philadelphia Base Ball Grounds II

	G	AB	H	R	2B	3B	HR	RBI	BB	SB	HBP	SH	BA	SA	OBP
LF Jimmy Slagle	141	574	165	115	16	9	0	45	60	34	3	27	.287	.347	.358
RF Elmer Flick	138	545	200	106	32	16	11	110	56	35	16	6	.367	.545	.441
1B Ed Delahanty	130	539	174	82	32	10	2	109	41	16	7	14	.323	.430	.378
CF Roy Thomas	140	531	168	132	4	3	0	33	115	37	15	14	.316	.335	.451
SS Monte Cross	131	466	94	59	11	3	3	62	51	19	6	7	.202	.258	.289
2B Nap Lajoie	102	451	152	95	33	12	7	92	10	22	8	2	.337	.510	.362
3B Harry Wolverton (2)	101	383	108	42	10	8	3	58	20	4	3	8	.282	.373	.323
C Ed McFarland	94	344	105	50	14	8	0	38	29	9	3	11	.305	.392	.364
Sub Joe Dolan	74	257	51	39	7	3	1	27	16	10	5	8	.198	.261	.251
Sub Klondike Douglass	50	160	48	23	9	4	0	25	13	7	2	1	.300	.406	.360
P Al Orth	33	129	40	6	4	1	1	21	2	2	1	0	.310	.380	.326
Sub Fido Chiles	33	111	24	13	6	2	1	23	6	4	0	3	.216	.333	.256
P Bill Bernhard	32	91	14	7	1	0	0	6	3	0	0	0	.154	.165	.181
P Red Donahue	32	90	20	9	0	0	0	12	3	1	1	5	.222	.222	.255
P Chick Fraser	29	85	22	8	4	1	0	10	5	2	1	5	.259	.329	.308
P Wiley Piatt	22	68	17	8	0	1	0	7	4	1	1	1	.250	.279	.301
Sub Morg Murphy	11	36	10	2	0	1	0	3	0	0	0	1	.278	.333	.278
P Jack Dunn (2)	10	33	10	3	1	0	0	5	0	1	0	0	.303	.333	.303
Sub Bert Myers	7	28	5	5	1	0	0	2	3	1	0	0	.179	.214	.258
P Al Maul	5	15	3	2	0	0	0	1	2	0	0	0	.200	.200	.294
Sub Charlie Ziegler	3	11	3	0	0	0	0	1	0	0	0	0	.273	.273	.273
Sub Fred Jacklitsch	5	11	2	0	1	0	0	3	0	0	0	0	.182	.273	.182
P Bert Conn	6	9	3	4	1	0	0	1	0	0	0	0	.333	.444	.333
P Warren McLaughlin	1	2	1	0	0	0	0	0	1	0	0	0	.500	.500	.667
	141	4969	1439	810	187	82	29	694	440	205	72	113	.290	.378	.356

1B—Delahanty 130, Chiles 16

2B—Lajoie 102, Dolan 29, Chiles 12

SS—Cross 131, Dolan 12

3B—Wolverton 101, Dolan 31, Myers 7, Ziegler 3, Douglass 2, Lajoie 1, McFarland 1

OF—Slagle 141, Thomas 139, Flick 138, Chiles 3, Orth 3

C—McFarland 93, Douglass 47, Murphy 11, Jacklitsch 3

P—Orth 33, Bernhard 32, Donahue 32, Fraser 29, Piatt 22, Dunn 10, Maul 5, Conn 4, McLaughlin 1, Thomas 1

	Pos	G	TC	PO	A	DP	E	PB	FA
Slagle	LF	141	371	320	22	5	29	—	.922
Thomas	CF	139	336	303	19	6	14	—	.958
Flick	RF	138	279	232	23	6	24	—	.914
Cross	SS	131	860	339	459	68	62	—	.928
Delahanty	1B	130	1392	1299	66	86	27	—	.981
Lajoie	2B	102	658	287	341	69	30	—	.954
Wolverton	3B	101	404	122	234	16	48	—	.881
McFarland	C	93	431	278	137	9	16	25	.963
Douglass	C	47	211	138	59	4	14	27	.934
Orth	P	33	88	15	68	3	5	—	.943
Bernhard	P	32	69	5	60	7	4	—	.942

	Pos	G	TC	PO	A	DP	E	PB	FA
Donahue	P	32	69	9	58	0	2	—	.971
Dolan	3B	31	144	45	89	4	10	—	.931
"	2B	29	150	64	74	8	12		.920
"	SS	12	66	27	35	5	4		.939
Fraser	P	29	94	27	63	2	4	—	.957
Piatt	P	22	40	2	30	0	8	—	.800
Chiles	1B	16	149	138	8	11	2	—	.987
"	2B	12	64	26	34	3	4		.938
Murphy	C	11	49	38	15	1	1	5	.980
Dunn	P	10	25	5	18	0	2	—	.920
		141	6029	3744	1955	125	330	57	.945

	G	IP	H	GS	CG	W	L	SO	BB	Sh	Sv	ERA	HB	WP	HR
Al Orth	33	262	302	30	24	14	14	68	60	2	1	3.78	13	0	4
Red Donahue	32	240	299	24	21	15	10	41	50	2	0	3.60	9	3	6
Chick Fraser	29	223.1	250	33	29	15	9	58	93	1	0	3.14	11	4	7
Bill Bernhard	32	218.2	284	27	20	15	10	49	74	0	2	4.77	5	11	3
Wiley Piatt	22	160.2	194	20	16	9	10	47	71	1	0	4.71	16	1	5
Jack Dunn (2)	10	80	87	9	9	5	5	12	29	1	0	4.84	5	2	2
Al Maul	5	38	53	4	3	2	3	6	3	0	0	6.16	2	0	2
Bert Conn	4	17.1	29	1	1	0	2	2	16	0	0	8.31	6	1	0
Warren McLaughlin	1	6	4	0	0	0	0	1	6	0	0	4.50	0	0	0
Roy Thomas	1	2.2	4	0	0	0	0	0	0	0	0	3.38	0	1	0
	1248.2	1506	140	116	75	63	284	402	7	3	4.12	67	23	29	

BOSTON

Frank Selee

South End Grounds II

	G	AB	H	R	2B	3B	HR	RBI	BB	SB	HBP	SH	BA	SA	OBP
3B Jimmy Collins	141	586	178	104	25	5	6	95	34	23	10	9	.304	.394	.352
LF Chick Stahl	135	553	163	88	23	16	5	82	34	27	0	10	.295	.421	.336
CF Billy Hamilton	136	520	173	103	20	5	1	47	107	32	3	5	.333	.396	.449
SS Herman Long	125	486	127	80	19	4	12	66	44	26	2	18	.261	.391	.325
2B Bobby Lowe	127	474	132	65	11	5	3	71	26	15	5	9	.278	.342	.323
1B Fred Tenney	111	437	122	77	13	5	1	56	39	17	6	10	.279	.339	.346
RF Buck Freeman	117	418	126	58	19	13	6	65	25	10	10	8	.301	.452	.355
C Boileryard Clarke	81	270	85	35	5	2	1	30	9	0	3	9	.315	.359	.344
Sub Shad Barry	81	254	66	40	10	7	1	37	13	9	2	8	.260	.366	.301
C Billy Sullivan	72	238	65	36	6	0	8	41	9	4	1	3	.273	.399	.302
Sub Hugh Duffy	55	181	55	27	5	4	2	31	16	11	0	5	.304	.409	.360
P Bill Dinneen	44	125	35	14	1	0	0	9	9	6	1	6	.280	.288	.333
P kid Nichols	29	90	18	14	0	0	1	7	7	1	0	2	.200	.233	.258
P Vic Willis	32	88	12	8	2	1	0	11	3	0	1	3	.136	.182	.178
P Ted Lewis	30	73	10	10	0	0	0	5	11	0	0	2	.137	.137	.250
P Togie Pittenger	18	46	6	2	0	0	0	2	0	0	0	0	.130	.130	.130
Sub Jack Clements	16	42	13	6	1	0	1	10	3	0	1	0	.310	.405	.370
P Nig Cuppy	17	41	11	7	3	0	0	6	4	0	0	0	.262	.333	.326
Sub Joe Connor	7	19	4	2	00	0	0	4	2	1	0	0	.211	.211	.286
P Harvey Bailey	4	9	2	2	0	1	0	1	0	0	0	0	.222	.444	.222
P Rome Chambers	1	1	0	0	0	0	0	0	0	0	0	0	.000	.000	.000
	142	4952	1403	778	163	68	48	676	395	182	45	107	.283	.373	.342

THE ANNUAL RECORD

1B—Tenney 111, Freeman 19, Barry 10, Clarke 8
 2B—Lowe 127, Barry 16, Sullivan 1, Duffy 1
 SS—Long 125, Barry 18, Sullivan 1, Collins 1
 3B—Collins 141, Barry 1
 OF—Hamilton 136, Stahl 135, Freeman 91, Duffy 49, Barry 24
 C—Clarke 67, Sullivan 66, Clements 10, Connor 7
 P—Dinneen 40, Willis 32, Lewis 30, Nichols 29, Pittinger 18, Cuppy 17, Bailey 4, Chambers 1

	Pos	G	TC	PO	A	DP	E	PB	FA
Collins	3B	141	620	251	329	21	40	—	.935
Hamilton	CF	136	359	326	14	6	19	—	.947
Stahl	LF	135	309	227	22	4	10	—	.968
Lowe	2B	127	692	323	335	38	34	—	.951
Long	SS	125	759	257	454	34	48	—	.937
Tenney	1B	111	1124	1021	82	50	21	—	.981
Freeman	RF	91	140	130	3	1	7	—	.950
"	1B	19	166	148	13	5	5		.970
Clarke	C	67	377	246	104	8	27	22	.928
Sullivan	C	66	306	227	71	10	8	21	.974
Duffy	RF@	49	117	107	5	2	5	—	.957
Dinneen	P	40	111	25	80	0	6	—	.946
Willis	P	32	61	10	49	0	2	—	.967
Lewis	P	30	49	8	36	1	5	—	.898
Nichols	P	29	68	19	48	1	1	—	.985
Barry	CF@	24	45	39	4	2	2	—	.956
"	SS	18	84	25	52	1	7		.917
"	2B	16	63	32	22	5	9		.857
"	1B	10	109	103	2	5	4		.963
Pittinger	P	18	37	9	23	2	5	—	.865
Cuppy	P	17	24	0	22	0	2	—	.917
Clements	C	10	58	45	10	2	3	1	.948
		142	5808	3720	1815	86	273	49	.953

	G	IP	H	GS	CG	W	L	SO	BB	Sh	Sv	ERA	HB	WP	HR
Bill Dinneen	40	320.2	304	37	33	20	14	107	105	1	0	3.12	9	11	11
Vic Willis	32	236	258	29	22	10	17	53	106	2	0	4.19	12	8	11
Kid Nichols	29	231.1	215	27	25	13	16	53	72	4	0	3.07	11	6	11
Ted Lewis	30	209	215	22	19	13	12	66	86	1	0	4.13	4	8	11
Togie Pittinger	18	114	135	13	8	2	9	27	54	0	0	5.13	8	0	7
Nig Cuppy	17	105.1	107	13	9	8	4	23	24	0	1	3.08	6	0	9
Harvey Bailey	4	20	24	1	0	0	0	9	11	0	0	4.95	2	3	0
Rome Chambers	1	4	5	0	0	0	0	2	5	0	1	11.25	0	0	0
		1240.1	1263	142	116	66	72	340	463	8	2	3.72	52	36	59

CHICAGO

Tom Loftus

West Side Park II

	G	AB	H	R	2B	3B	HR	RBI	BB	SB	HBP	SH	BA	SA	OBP
2B Cupid Childs	137	531	128	67	14	5	0	44	57	15	7	20	.241	.286	.323
LF Jack McCarthy	123	503	148	68	16	7	0	48	24	22	2	11	.294	.354	.329
UT Sam Mertes	127	481	142	72	25	4	7	60	42	38	3	22	.295	.407	.356
3B Bill Bradley	122	444	125	63	21	8	5	49	27	14	5	7	.282	.399	.330
RF Jimmy Ryan	105	415	115	66	25	4	5	59	29	19	3	3	.277	.393	.329
CF Danny Green	103	389	116	63	21	5	5	49	17	28	7	6	.298	.416	.339
SS Barry McCormick	109	379	83	35	13	5	3	48	38	8	1	18	.219	.303	.292

	G	AB	H	R	2B	3B	HR	RBI	BB	SB	HBP	SH	BA	SA	OBP
1B John Ganzel	78	284	78	29	14	4	4	32	10	5	7	7	.275	.394	.316
C Tim Donahue	67	216	51	21	10	1	0	17	19	8	5	6	.236	.292	.313
SS Billy Clingman	47	159	33	15	6	0	0	11	17	6	2	1	.208	.245	.292
C Frank Chance	56	149	44	26	9	3	0	13	15	8	15	8	.295	.396	.413
Sub Charlie Dexter	40	125	25	7	5	0	2	20	1	2	1	3	.200	.288	.213
P Jimmy Callahan	32	115	27	16	3	2	0	9	6	5	0	5	.235	.296	.273
Sub Sammy Strang	27	102	29	15	3	0	0	9	8	1	2	4	.284	.314	.348
P Clark Griffith	30	95	25	16	4	1	1	7	8	2	0	1	.253	.347	.311
Sub Bill Everett	23	91	24	10	4	0	0	17	3	2	0	1	.264	.308	.287
P Ned Garvin	30	91	14	12	1	0	0	4	3	0	1	0	.154	.165	.189
P Jack Taylor	28	81	19	7	3	1	1	6	3	1	0	3	.235	.333	.262
Sub Johnny Kling	15	51	15	8	3	1	0	7	2	0	0	1	.294	.392	.321
Sub Harry Dolan	13	48	13	5	1	0	0	2	2	2	0	0	.271	.292	.300
P Jock Menefee	17	46	5	5	0	0	0	4	2	0	2	2	.109	.109	.180
P Bert Cunningham	8	27	4	5	1	0	0	1	1	1	1	0	.148	.185	.207
Sub Art Nichols	8	25	5	1	0	0	0	0	3	1	0	0	.200	.200	.286
P Frank Killen	6	20	3	0	0	0	0	2	1	0	1	1	.150	.150	.227
Sub Sam Dungan	6	15	4	1	0	0	0	1	1	0	0	0	.267	.267	.313
Sub Harry Wolverton (1)	3	11	2	2	0	0	0	0	2	1	0	0	.182	.182	.308
P Tom Hughes	3	6	0	0	0	0	0	0	2	0	0	0	.000	.000	.250
P Mal Eason	1	3	0	0	0	0	0	0	0	0	0	0	.000	.000	.000
P Zaza Harvey	2	3	0	0	0	0	0	0	0	0	0	0	.000	.000	.000
Sub Roger Bresnahan	2	2	0	0	0	0	0	0	0	0	0	0	.000	.000	.000
	146	4907	1276	635	202	51	33	519	343	189	65	130	.260	.342	.317

1B—Ganzel 78, Mertes 33, Everett 23, Bradley 15, Chance 1

2B—Childs 137, McCormick 5, Strang 2, Dexter 1, Donahue 1

SS—McCormick 84, Clingman 47, Strang 9, Mertes 7

3B—Bradley 106, McCormick 21, Strang 16, Wolverton 3

OF—McCarthy 123, Ryan 105, Green 101, Mertes 88, Dexter 13, Dolan 13, Dungan 3

C—Donahue 66, Chance 51, Dexter 22, Kling 15, Nichols 7, Bresnahan 1

P—Callahan 32, Griffith 30, Garvin 30, Taylor 28, Menefee 16, Cunningham 8, Killen 6, Hughes 3, Eason 1, Harvey 1

	Pos	G	TC	PO	A	DP	E	PB	FA
Childs	2B	137	806	323	431	57	52	—	.935
McCarthy	LF	123	268	233	20	4	15	—	.944
Bradley	3B	106	516	164	291	11	61	—	.882
"	1B	15	143	128	13	2	10	—	.986
Ryan	RF	105	207	177	12	3	18	—	.913
Green	CF	101	243	218	10	2	15	—	.938
Mertes	CF@	88	209	180	13	4	16	—	.923
"	1B	33	367	340	17	16	10	—	.973
McCormick	SS	84	516	161	307	32	48	—	.907
"	3B	21	99	29	57	1	13	—	.869
Ganzel	1B	78	868	817	34	40	17	—	.980
Donahue	C	66	318	232	63	6	23	12	.928
Chance	C	51	236	155	65	2	16	13	.932
Clingman	SS	47	265	81	150	19	34	—	.872
Callahan	P	32	118	21	94	2	3	—	.975
Griffith	P	30	72	9	57	0	6	—	.917
Garvin	P	30	89	5	78	1	6	—	.933
Taylor	P	28	59	10	42	2	7	—	.881
Everett	1B	23	280	264	10	14	6	—	.979
Dexter	C	22	106	67	33	2	6	0	.943
"	OF@	13	34	31	3	2	0	—	1.000
Strang	3B	16	53	16	31	3	6	—	.887
Menefee	P	16	27	3	21	1	3	—	.889
Kling	C	15	71	49	15	2	7	4	.901
Dolan	OF	13	23	18	1	0	4	—	.826
		146	6206	3808	1980	98	418	35	.933

THE ANNUAL RECORD

	G	IP	H	GS	CG	W	L	SO	BB	Sh	Sv	ERA	HB	WP	HR
Jimmy Callahan	32	285.1	347	32	32	13	16	77	74	2	0	3.82	22	8	5
Clark Griffith	30	248	245	30	27	14	13	61	51	4	0	3.05	16	5	6
Ned Garvin	30	246.1	225	28	25	10	18	107	63	1	0	2.41	18	6	4
Jack Taylor	28	222.1	226	26	25	10	17	57	58	2	1	2.55	8	4	4
Jock Menefee	16	117	140	13	11	9	4	30	35	0	0	3.85	10	0	1
Bert Cunningham	8	64	84	7	7	4	3	7	21	0	0	4.36	4	1	0
Frank Killen	6	54	65	6	6	3	3	4	11	0	0	4.67	2	1	1
Tom Hughes	3	21	31	3	3	1	1	12	7	0	0	5.14	1	0	0
Mal Eason	1	9	9	1	1	1	0	2	3	0	0	1.00	0	0	0
Zaza Harvey	1	4	3	0	0	0	0	0	1	0	0	0.00	0	0	0
	1271	1375	146	137	65	75	357	324	9	1	3.23	81	25	21	

ST. LOUIS

Pat Tebeau (42-50) Louie Heilbroner (23-25)

League Park

	G	AB	H	R	2B	3B	HR	RBI	BB	SB	HBP	SH	BA	SA	OBP
LF Jesse Burkett	141	559	203	88	11	15	7	68	62	32	3	19	.363	.474	.429
RF Patsy Donovan	124	503	159	78	11	1	0	61	38	45	3	6	.316	.342	.368
2B Bill Keister	126	497	149	78	26	10	1	72	25	32	11	6	.300	.398	.347
SS Bobby Wallace	126	485	130	70	25	9	4	70	40	7	3	4	.268	.381	.328
1B Dan McGann	121	444	132	79	10	9	4	58	32	26	24	7	.297	.387	.376
CF Emmet Heidrick	85	339	102	51	6	8	2	45	18	22	1	6	.301	.383	.338
3B John McGraw	99	334	115	84	10	4	2	33	85	29	23	5	.344	.416	.505
C Lou Criger	80	288	78	31	8	6	2	38	4	5	2	0	.271	.361	.286
Sub Mike Donlin	78	276	90	40	8	6	10	48	14	14	1	6	.326	.507	.361
C Wilbert Robinson	60	210	52	26	5	1	0	28	11	7	2	1	.248	.281	.291
Sub Pat Dillard	57	183	42	24	5	2	0	12	13	7	1	1	.230	.279	.284
P Cy Young	41	124	22	13	5	1	1	13	3	1	2	1	.177	.258	.209
P Bert Jones	39	117	21	12	0	2	0	7	7	0	0	3	.179	.214	.226
P Jack Powell	38	109	31	15	4	4	1	12	10	3	1	4	.284	.422	.350
P Willie Sudhoff	35	106	20	15	1	1	0	6	11	8	1	1	.189	.217	.271
Sub Joe Quinn (1)	22	80	21	12	2	0	1	11	10	4	0	0	.263	.325	.344
Sub Lave Cross (1)	16	61	16	6	1	0	0	6	1	1	0	3	.295	.311	.306
P Jim Hughey	20	41	7	6	0	0	0	2	8	0	0	0	.171	.171	.306
Sub Otto Krueger	12	35	14	8	3	2	1	3	10	0	1	6	.400	.686	.543
Sub Jack O'Connor (1)	10	32	7	4	0	0	0	6	2	0	0	0	.219	.219	.306
P Gus Weyhing (1)	7	21	2	1	0	0	0	0	0	0	0	0	.095	.095	.095
Sub Fritz Buelow	6	17	4	2	0	0	0	3	0	0	0	0	.235	.235	.235
P Tom Thomas	5	11	1	1	0	0	0	0	2	0	0	1	.091	.091	.231
Sub Pat Tebeau	1	4	0	0	0	0	0	0	0	0	0	0	.000	.000	.000
P Jack Harper	1	1	0	0	0	0	0	0	0	0	0	0	.000	.000	.000
Sub Tom Stanton	1	0	0	0	0	0	0	0	0	0	0	0	—	—	—
	142	4877	1420	744	141	81	36	602	406	243	81	80	.291	.375	.356

1B—McGann 121, Donlin 21

2B—Keister 116, Quinn 14, Krueger 12, McGann 1

SS—Wallace 126, Keister 7, Quinn 6, Dillard 3, Tebeau 1

3B—McGraw 99, Dillard 21, Cross 16, Sudhoff 7, Keister 3, Quinn 1, Wallace 1, Criger 1

OF—Burkett 141, Donovan 124, Heidrick 83, Donlin 47, Dillard 26, Sudhoff 12, Buelow 1

C—Criger 75, Robinson 54, O'Connor 10, Buelow 4, Stanton 1

P—Young 41, Jones 39, Powell 38, Hughey 20, Sudhoff 16, Weyhing 7, Thomas 5, Harper 1

	Pos	G	TC	PO	A	DP	E	PB	FA
Burkett	LF	141	379	337	17	6	25	—	.934
Wallace	SS	126	829	327	447	31	55	—	.934
Donovan	RF	124	203	180	13	4	10	—	.951
McGann	1B	121	1283	1212	58	41	13	—	.990
Keister	2B	116	562	206	315	26	41	—	.927
McGraw	3B	99	351	106	213	7	32	—	.909
Heidrick	CF	83	246	215	21	4	10	—	.959
Criger	C	75	406	282	105	8	19	11	.953
Robinson	C	54	268	189	72	3	7	18	.974
Donlin	OF@	47	115	99	7	5	9	—	.922
"	1B	21	226	209	4	9	12	—	.947
Young	P	41	102	12	79	1	11	—	.892
Jones	P	39	120	10	100	1	10	—	.917
Powell	P	38	87	11	70	2	6	—	.931
Dillard	OF@	26	44	39	3	0	2	—	.954
"	3B	21	83	32	42	2	9	—	.891
Hughey	P	20	30	1	24	0	5	—	.833
Cross	3B	16	52	11	39	1	2	—	.962*
Sudhoff	P	16	44	5	35	0	4	—	.909
"	OF@	12	18	15	1	1	2	—	.889
Quinn	2B	14	60	26	30	3	4	—	.933
O'Connor	C	10	46	33	11	0	2	1	.957
		142	5813	3648	1834	73	331	32	.943

	G	IP	H	GS	CG	W	L	SO	BB	Sh	Sv	ERA	HB	WP	HR
Cy Young	41	321.1	337	35	32	19	19	115	36	4	0	3.00	3	7	7
Bert Jones	39	292.2	334	36	29	13	19	68	82	3	0	3.57	19	5	11
Jack Powell	38	287.2	325	37	28	17	16	77	77	3	0	4.44	3	3	8
Willie Sudhoff	16	127	128	14	13	6	8	29	37	2	0	2.76	8	0	4
Jim Hughey	20	112.2	147	12	11	5	7	23	40	0	0	5.19	6	5	3
Gus Weyhing (1)	7	46.2	60	5	3	3	2	6	21	0	0	4.63	1	1	2
Tom Thomas	5	26.1	38	1	1	2	2	7	4	0	0	3.76	1	1	2
Jack Harper	1	3	4	1	0	0	1	0	2	0	0	12.00	0	1	0
—1 forfeit L vs Brooklyn on Sept. 1—															
		1217.1	1373	141	117	65	74	325	299	12	0	3.75	41	23	37

CINCINNATI

Bob Allen

League Park II*

	G	AB	H	R	2B	3B	HR	RBI	BB	SB	HBP	SH	BA	SA	OBP
1B Jake Beckley	141	558	190	98	26	10	2	94	40	23	4	12	.341	.434	.389
CF Jimmy Barrett	137	545	172	114	11	7	5	42	72	44	5	10	.316	.389	.400
SS Tommy Corcoran	127	523	128	64	21	9	1	54	22	27	2	15	.245	.325	.278
3B Harry Steinfeldt	134	510	125	57	29	7	2	66	27	14	7	19	.245	.341	.292
RF Algie McBride	112	436	120	59	15	8	4	59	25	12	4	5	.275	.374	.320
LF Sam Crawford	101	389	101	68	15	15	7	59	28	14	3	4	.260	.429	.314
Sub Charlie Irwin	87	333	91	59	15	6	1	44	14	9	6	9	.273	.363	.314
C Heinie Peitz	93	294	75	34	14	1	2	34	20	5	7	1	.255	.330	.318
2B Joe Quinn (2)	74	266	73	18	5	2	0	25	16	7	0	8	.274	.308	.316
C Mike Kahoe	52	175	33	18	3	3	1	9	4	3	2	3	.189	.257	.215
Sub Bob Wood	45	139	37	17	8	1	0	22	10	3	1	1	.266	.338	.320
P Ted Breitenstein	41	126	24	12	1	1	2	12	9	0	0	1	.190	.262	.244
P Ed Scott	43	123	19	9	3	2	1	11	1	0	2	2	.154	.236	.175
P Noodles Hahn	38	115	24	12	3	1	2	9	2	0	1	3	.209	.304	.229
Sub Phil Geier	30	113	29	18	1	4	0	10	7	3	1	2	.257	.336	.306

THE ANNUAL RECORD

	G	AB	H	R	2B	3B	HR	RBI	BB	SB	HBP	SH	BA	SA	OBP
Sub Elmer Smith (1)	29	111	31	14	4	4	1	18	18	5	2	0	.279	.414	.389
P Doc Newton	35	86	17	11	0	1	0	7	6	2	0	4	.198	.221	.250
P Bill Phillips	29	79	13	8	0	0	0	3	3	1	2	1	.165	.165	.214
Sub Topsy Hartsel	18	64	21	10	2	1	2	5	8	7	0	6	.328	.484	.403
Sub Dick Harley	5	21	9	2	1	0	0	5	1	4	0	2	.429	.476	.455
Sub Bob Allen	5	15	2	0	1	0	0	1	0	0	1	0	.133	.200	.188
P Archie Stimmel	2	5	1	1	0	0	0	2	0	0	0	0	.200	.200	.200
	144	5026	1335	703	178	83	33	591	333	183	50	108	.266	.354	.318

1B—Beckley 140, Peitz 8

2B—Quinn 74, Steinfeldt 64, Corcoran 5, Irwin 3

SS—Corcoran 124, Irwin 16, Allen 5, Steinfeldt 2, Kahoe 1

3B—Steinfeldt 67, Irwin 61, Wood 15, Geier 2

OF—Barrett 137, McBride 109, Crawford 94, Smith 27, Geier 27, Hartsel 18, Breitenstein 12, Irwin 6, Harley 5, Steinfeldt 2, Wood 1

C—Peitz 80, Kahoe 51, Wood 18

P—Scott 43, Hahn 38, Newton 35, Phillips 29, Breitenstein 24, Stimmel 2

	Pos	G	TC	PO	A	DP	E	PB	FA
Beckley	1B	140	1512	1389	93	91	30	—	.980
Barrett	CF	137	336	287	25	6	24	—	.929
Corcoran	SS	124	758	262	436	56	60	—	.921
McBride	RF	109	189	163	10	5	16	—	.915
Crawford	LF	94	269	237	18	2	14	—	.948
Peitz	C	80	454	310	125	13	19	23	.958
Quinn	2B	74	340	154	169	24	17	—	.950
Steinfeldt	3B	67	306	107	175	11	24	—	.922
"	2B	64	438	197	217	41	24	—	.945
Irwin	3B	61	217	74	128	11	15	—	.931
"	SS	16	99	34	56	2	9	—	.909
Kahoe	C	51	297	207	79	5	11	18	.963
Scott	P	43	155	21	120	7	14	—	.910
Hahn	P	38	89	9	74	1	6	—	.933
Newton	P	35	66	6	50	0	10	—	.848
Phillips	P	29	94	13	76	7	5	—	.947
Smith	LF@	27	71	63	3	1	5	—	.930
Geier	LF@	27	68	59	5	0	4	—	.941
Breitenstein	P	24	73	9	60	0	4	—	.945
"	RF@	12	25	20	2	0	3	—	.880
Hartsel	RF@	19	23	22	0	0	1	—	.957
Wood	C	18	91	59	29	2	3	5	.967
"	3B	15	45	9	27	3	9	—	.800
		144	6190	3822	2027	120	341	46	.945

	G	IP	H	GS	CG	W	L	SO	BB	Sh	Sv	ERA	HB	WP	HR
Ed Scott	43	315	380	35	31	17	20	87	65	0	1	3.86	14	11	10
Noodles Hahn #	38	311.1	296	37	29	16	20	132	89	4	0	3.27	7	4	4
Doc Newton	35	234.2	255	27	22	9	15	88	100	1	0	4.14	12	4	4
Bill Phillips	29	208.1	229	24	17	9	11	51	67	3	0	4.28	13	8	5
Ted Breitenstein	24	192.1	205	20	18	10	10	39	79	1	0	3.65	14	4	4
Archie Stimmel	2	13	18	1	1	1	1	2	4	0	0	6.92	0	0	1
		1274.1	1383	144	118	62	77	399	404	9	1	3.83	60	31	28

No-hit game 4-0 vs Philadelphia, July 12

* The grandstand burned down on May 28. A month later the park reopened with the infield in what formerly had been the rightfield corner.

NEW YORK

Buck Ewing (21-41) George Davis (39-37)

Polo Grounds III

	G	AB	H	R	2B	3B	HR	RBI	BB	SB	HBP	SH	BA	SA	OBP
CF George Van Haltren	141	571	180	114	30	7	1	51	50	45	1	13	.315	.398	.371
LF Kip Selbach	141	523	176	98	29	12	4	68	72	36	8	8	.337	.461	.425
1B Jack Doyle	133	505	135	69	24	1	1	66	34	34	3	2	.267	.325	.317
3B Piano Legs Hickman	127	473	148	65	19	17	9	91	17	10	17	4	.313	.482	.339
SS George Davis	114	426	136	69	20	4	3	61	35	29	4	7	.319	.406	.376
2B Kid Gleason	111	420	104	60	11	3	1	29	17	23	2	10	.248	.295	.280
RF Elmer Smith (2)	87	312	81	47	9	7	2	34	24	14	2	9	.260	.353	.317
C Mike Bowerman	80	270	65	25	5	3	1	42	6	10	4	2	.241	.293	.268
UT Mike Grady	83	251	55	36	8	4	0	27	34	9	8	3	.219	.283	.331
P/UT Win Mercer	75	248	73	32	4	0	0	27	26	15	2	4	.294	.310	.366
P Pink Hawley	41	123	25	9	1	1	1	11	3	0	0	4	.203	.252	.222
P Bill Carrick	45	115	20	14	1	1	0	5	9	1	0	4	.174	.200	.234
Sub Jack Warner	34	108	27	15	4	0	0	13	8	1	3	4	.250	.287	.319
Sub Pop Foster	31	84	22	19	3	1	0	11	11	0	0	1	.262	.321	.347
Sub Danny Murphy	22	74	20	11	1	0	0	6	8	4	0	2	.270	.284	.341
Sub Curt Bernard	20	71	18	9	2	0	0	8	6	1	2	1	.254	.282	.329
P Ed Doheny	20	54	12	7	3	0	0	7	1	4	0	0	.222	.278	.236
P Cy Seymour	23	40	12	9	0	0	0	2	3	0	0	0	.300	.300	.349
P Dummy Taylor	11	22	3	2	0	0	0	1	1	0	0	1	.136	.136	.174
Sub Charlie Frisbee	4	13	2	2	1	0	0	3	2	0	0	2	.154	.231	.267
P Christy Mathewson	5	11	2	1	2	0	0	1	1	0	0	0	.182	.364	.250
P Dick Cogan	3	8	1	0	0	0	0	0	1	0	0	0	.125	.125	.222
Sub Tommy Sheehan	1	2	0	0	0	0	0	0	0	0	0	0	.000	.000	.000
	141	4724	1317	713	177	61	23	564	369	236	56	80	.279	.357	.338

1B—Doyle 133, Grady 12, Seymour 1

2B—Gleason 111, Murphy 22, Foster 5, Mercer 3, Grady 2

SS—Davis 114, Grady 11, Foster 7, Mercer 7, Bowerman 2, Sheehan 1, Bernard 1, Cogan 1, Gleason 1

3B—Hickman 120, Mercer 19, Grady 7

OF—Van Haltren 141, Selbach 141, Smith 83, Bernard 19, Mercer 14, Foster 12, Hickman 7, Grady 5, Frisbee 4, Seymour 3

C—Bowerman 75, Grady 41, Warner 31

P—Carrick 45, Hawley 41, Mercer 32, Doheny 20, Seymour 13, Taylor 11, Mathewson 5, Cogan 2, Van Haltren 1

	Pos	G	TC	PO	A	DP	E	PB	FA
Van Haltren	CF	141	376	325	28	7	23	—	.939
Selbach	LF	141	370	327	25	8	18	—	.951
Doyle	1B	133	1406	1269	96	92	41	—	.971
Hickman	3B	120	545	183	276	19	86	—	.842
Davis	SS	114	772	279	450	53	43	—	.944
Gleason	2B	111	695	321	326	51	48	—	.931
Smith	RF	83	106	91	10	2	5	—	.953
Bowerman	C	75	396	232	136	15	28	26	.929
Carrick	P	45	111	16	84	2	11	—	.901
Grady	C	41	177	120	45	3	12	8	.932
"	1B	12	110	94	9	6	7	—	.936
"	SS	11	71	21	40	7	10	—	.859
Hawley	P	41	113	14	95	5	4	—	.965
Mercer	P	32	87	14	67	3	6	—	.931
"	3B	19	86	18	51	2	17	—	.802
"	RF@	14	22	19	3	0	0	—	1.000
Warner	C	31	155	98	49	5	8	3	.948
Murphy	2B	22	107	46	49	9	12	—	.888
Doheny	P	20	57	4	43	1	10	—	.825
Bernard	RF@	19	28	25	1	0	2	—	.929

THE ANNUAL RECORD

	Pos	G	TC	PO	A	DP	E	PB	FA																
Seymour	P	13	29	4	20	0	5	—	.828																
Foster	RF@	12	17	16	1	1	0	—	1.000																
Taylor	P	11	11	0	9	0	2	—	.818																
		141	6085	3617	2029	124	439	37	.928																
											G	IP	H	GS	CG	W	L	SO	BB	Sh	Sv	ERA	HB	WP	HR
Bill Carrick	45	341.2	415	41	32	19	22	63	92	1	0	3.53	13	7	7										
Pink Hawley	41	329.1	377	38	34	18	18	80	89	2	0	3.53	20	1	7										
Win Mercer	32	242.2	303	29	26	13	17	39	58	1	0	3.86	20	3	5										
Ed Doheny	20	133.2	148	18	12	4	14	44	96	0	0	5.45	22	10	2										
Dummy Taylor	11	62.1	74	7	6	4	3	16	24	0	0	2.45	5	2	0										
Cy Seymour	13	53	58	7	2	2	1	19	54	0	0	6.96	10	8	4										
Christy Mathewson	5	33.2	37	1	1	0	3	15	20	0	0	5.08	4	1	1										
Dick Cogan	2	8	10	0	0	0	0	1	6	0	0	6.75	0	0	0										
George Van Haltren	1	3	1	0	0	0	0	0	3	0	0	0.00	0	0	0										
		1207.1	1423	141	113	60	78	277	442	4	0	3.96	94	32	26										

AMERICAN LEAGUE*

	G	W	L	Pct	H	R	GB	Attendance	
1. Chicago White Sox	137	82	53	.607	46-24	36-29	—	175,000	
2. Milwaukee Brewers	139	79	58	.577	44-28	35-30	4	149,000	
3. Indianapolis Hoosiers	139	71	64	.526	40-25	31-39	11	106,000	
4. Detroit Wolverines	141	71	68	.511	47-26	24-42	13	146,000	
5. Kansas City Blues	141	69	70	.496	39-32	30-38	15	118,000	
6. Cleveland Lake Shores	141	64	73	.467	34-32	30-41	19	84,000	
7. Buffalo Bisons	140	61	78	.439	36-32	25-46	23	78,000	
8. Minneapolis Millers	142	53	86	.381	31-34	22-52	31	71,000	
	Chi	Mil	Ind	Det	KC	Cle	Buf	Min	Tot
Chicago	—	12	12	10	7	13	11	17	82
Milwaukee	6	—	13	11	15	11	9	14	79
Indianapolis	5	7	—	12	6	5	14	12	71
Detroit	10	9	7	—	11	12	11	11	71
Kansas City	13	5	4	9	—	10	15	13	69
Cleveland	7	8	14	8	9	—	9	9	64
Buffalo	9	11	6	9	5	11	—	10	61
Minneapolis	3	6	8	9	7	11	9	—	53
									53

* Many of the team vs. team and batting and pitching statistics were furnished by Bob Tiemann, Ray Nemecek and Bob Hoie, all of whom have done extensive research on the 1900 American League season.

SEASON LEADERS

Batting Average (350 ABs)		Slugging Average		Total Bases	
1. Dungan, Kansas City	.337	1. Werden, Minneapolis	.468	1. Werden, Minneapolis	238
2. Harley, Detroit	.325	2. Seybold, Indianapolis	.453	2. Pickering, Cleveland	231
3. Pickering, Cleveland	.324	3. Dungan, Kansas City	.433	3. O'Brien, Kansas City	228
4. Hemphill, Kansas City	.319	4. Hartsel, Indianapolis	.429	4. Anderson, Milwaukee	224
5. Werden, Minneapolis	.315	5. Fultz, Milwaukee	.423	5. Waldron, Milwaukee	218

Hits

1. Pickering, Cleveland	194
2. O'Brien, Kansas City	171
3. Waldron, Milwaukee	170
4. Anderson, Milwaukee	168
5. Genins, Cleveland	166

Stolen Bases

1. Anderson, Milwaukee	63
2. Pickering, Cleveland	49
3. Harley, Detroit	47
4. Hogriever, Indianapolis	46
5. Wilmot, Milwaukee	42
Conroy, Milwaukee	42

Runs

1. Pickering, Cleveland	117
2. Hogriever, Indianapolis	116
3. Hoy, Chicago	115
4. Hemphill, Kansas City	114
5. Anderson, Milwaukee	94

Sacrifice Hits

1. Nance, Minneapolis	31
2. Brodie, Chicago	28
3. Wilmot, Minneapolis	25
4. Padden, Chicago	23
Waldron, Milwaukee	23

Home Runs

1. Seybold, Indianapolis	9
Werden, Minneapolis	9
3. Atherton, Buffalo	6
4. Hartsel, Indianapolis	5
Shugart, Chicago	5

PITCHING**Wins**

1. Lee, Kansas City	23
2. Amole, Buffalo	22
3. Kellum, Indianapolis	20
Denzer, Chicago	20
5. Six with	19

Complete Games

1. Cronin, Detroit	36
Lee, Kansas City	36
3. Amole, Buffalo	35
4. Kellum, Indianapolis	34
5. Ehret, Minneapolis	33

Opponents BA (140 Innings)

1. Yeager, Detroit	.220
2. Reidy, Milwaukee	.223
3. Katoll, Chicago	.226
4. Hart, Cleveland	.2277
5. Gardner, Indianapolis	.2279

Losses

1. Ehret, Minneapolis	23
2. Amole, Buffalo	22
Lee, Kansas City	22
Cronin, Detroit	22
5. Patten, Kansas City	20

Strikeouts

1. Cronin, Detroit	121
2. Dowling, Milwaukee	107
3. Patten, Kansas City	104
4. Amole, Buffalo	100
5. Sparks, Milwaukee	93

Innings

1. Lee, Kansas City	377
2. Cronin, Detroit	372
3. Amole, Buffalo	342
4. Patten, Kansas City	334
5. Ehret, Minneapolis	315

Winning Percentage (25 decisions)

1. Patterson, Chicago	.680
2. Miller, Detroit	.679
Reidy, Milwaukee	.679
Fisher, Chicago	.679
5. Denzer, Chicago	.667

FIELDING**Putouts**

1B	
Carey, Buffalo	1270
Dillon, Detroit	1261
Werden, Minneapolis	1260

2B

Padden, Chicago	325
Bierbauer, Cle-Buf-Mil	283
Magoon, Indianapolis	275

3B

Coughlin, Kansas City	221
Burke, Milwaukee	213
Hickey, Indianapolis	172

Assists

Werden, Minneapolis	66
Dillon, Detroit	63
Carey, Buffalo	54
Kelley, Indianapolis	54

Magoon, Indianapolis	373
Padden, Chicago	369
Bierbauer, Cle-Buf-Mil	358

Burke, Milwaukee	324
Andrews, Buffalo	310
Hickey, Indianapolis	282

Fielding Average

Carey, Buffalo	.991
LaChance, Cleveland	.984
Werden, Minneapolis	.982

Padden, Chicago	.955
Bierbauer, Cle-Buf-Mil	.954
Magoon, Indianapolis	.953

Coughlin, Kansas City	.913
Casey, Detroit	.906
Burke, Milwaukee	.895

THE ANNUAL RECORD**Putouts****SS**

Elberfeld, Detroit 257
 G. Smith, Minneapolis 223
 Shugart, Chicago 217

Assists

G. Smith, Minneapolis 369
 Elberfeld, Detroit 355
 Hallman, Buffalo 289

Fielding Average

G. Smith, Minneapolis .924
 Shugart, Chicago .904
 Elberfeld, Detroit .893

RF

Seybold, Indianapolis 282
 Gettman, Buffalo 248
 Davis, Minneapolis 212

Genins, Cleveland 25
 Hemphill, Kansas City 19
 Holmes, Detroit 19

Seybold, Indianapolis .967
 Genins, Cleveland .951
 Davis, Minneapolis .947

CF

Hoy, Chicago 333
 O'Brien, Kansas City 316
 Pickering, Cleveland 310

Hoy, Chicago 25
 Pickering, Cleveland 22
 Hogriever, Indianapolis 20

Hoy, Chicago .968
 O'Brien, Kansas City .947
 Waldron, Milwaukee .941

LF

Farrell, Kansas City 296
 Harley, Detroit 283
 Halligan, Buffalo 250

Farrell, Kansas City 26
 Harley, Detroit 17
 Wilmot, Minneapolis 16

Farrell, Kansas City .958
 Harley, Detroit .948
 McFarland, Chicago .946

C

Fisher, Minneapolis 393
 Spies, Milwaukee-Cleveland 352
 Powers, Indianapolis 342

Fisher, Minneapolis 120
 Schrecongost, Buffalo 111
 Powers, Indianapolis 109

Sugden, Chicago .958
 Spies, Milwaukee-Cleveland .951
 Smith, Milwaukee .968

Leaders in Passed Balls: McAllister, Detroit (18); Powers, Indianapolis (15); Fisher, Minneapolis; and Schrecongost, Buffalo (13)

P

Kellum, Indianapolis 30
 Yeager, Detroit 24
 Hoffer, Cleveland 23

Cronin, Detroit 115
 Lee, Kansas City 107
 Hart, Cleveland 105

Barnes, Indianapolis .963
 Reidy, Milwaukee .953
 Denzer, Chicago .947

Errors**1B**

Dungan, Kansas City 30
 Dillon, Detroit 29
 Kelley, Indianapolis 26

2B

Abbatichio, Minn-Mil 63
 Flood, Buffalo-Cleveland 53
 Schaefer, Kansas City 49

3B

Nance, Minneapolis 99
 Andrews, Buffalo 74
 Hickey, Indianapolis 64

SS

Elberfeld, Detroit 73
 Madison, Indianapolis 58
 Shugart, Chicago 58

RF

Gettman, Buffalo 18
 Hemphill, Kansas City 16
 Holmes, Detroit 15
 Davis, Minneapolis 15

Errors

CF

Pickering, Cleveland	23
Hogriever, Indianapolis	20
O'Brien, Kansas City	18
Lally, Minneapolis	18

LF

Halligan, Buffalo	26
Harley, Detroit	18
Hartsel, Indianapolis	18

Note that complete fielding statistics are not as yet available nor are accurate team batting and pitching statistics and accurate total games played at each position. Players listed at a fielding position that are followed by a question mark played an unknown number of games at that position. In several instances, owing to fielding data not yet available, the sum of the individual total number of games played at a position falls short of the actual number of games the team played.

CHICAGO

Charlie Comiskey

South Side Park (II)

	G	AB	H	R	2B	3B	HR	SB	SH	BA	SA
CF Dummy Hoy	137	547	139	115	16	6	1	32	12	.254	.311
2B Dick Padden	130	482	137	84	24	5	1	36	23	.284	.361
LF Herm McFarland	121	460	111	81	23	7	3	31	15	.241	.341
C Joe Sugden	121	459	133	47	23	4	0	15	4	.290	.357
3B Fred Hartman	116	450	124	71	21	6	1	15	4	.276	.356
1B Frank Isbell	109	399	99	49	14	7	1	22	12	.248	.326
SS Frank Shugart	98	377	107	54	21	1	5	15	7	.284	.385
RF Steve Brodie	64	229	60	41	6	3	0	8	28	.262	.314
Sub Dick Buckley	40	139	28	10	6	0	0	0	5	.201	.245
Sub Bob Wood	36	127	39	15	11	0	1	3	2	.307	.417
P Chauncey Fisher	40	120	27	10	5	1	0	0	1	.225	.283
P Jack Katoll	38	109	17	6	4	0	0	0	5	.156	.193
P Roger Denzer	36	108	23	8	4	0	0	0	0	.213	.250
Sub Tommy Dowd	36	(See MILWAUKEE)								.235	
Sub John Shearon	34	(See BUFFALO)								.285	
Sub Pat Dillard	28	98	19	13	1	2	0	5	1	.194	.245
P Roy Patterson	33	96	19	12	0	1	0	0	3	.198	.219
Sub Charlie O'Leary	27	92	15	4	3	0	0	0	4	.163	.196
Sub Dan Lally	10	(See MINNEAPOLIS)								.238	
Sub Dave Brain	8	25	6	3	1	1	0	0	?	.240	.360
Sub Frank McManus	7	(See KANSAS CITY)								.143	
P Willie McGill	6	15	3	1	0	0	0	0	?	.200	.200
P Ed Doheny	6	14	3	3	1	0	0	0	?	.214	.286
P Tom Thomas (#KC)	3	12	2	4	0	0	0	0	?	.167	.167
Sub G.E. Clayton	2	9	3	1	0	0	0	0	?	.333	.333
P Frank Killen	1	3	0	1	0	0	0	0	?	.000	.000
P Cy Seymour	2	3	0	0	0	0	0	0	?	.000	.000
PH Eddie Burke (#BUF/MIN)	1	1	0	0	0	0	0	0	?	.000	.000
	137	?	?	?	?	?	?	?	?	.257	?

1B—Isbell 54, Sugden 43, Dowd 26, Lally 7, Buckley 6, Clayton 2

2B—Padden 130, Brain 1, O'Leary 1

SS—Shugart 98, O'Leary 26, Wood 8, Brain 1

3B—Hartman 116, Isbell 15, Brain 7

OF—Hoy 137, McFarland 120, Brodie 64, Shearon 34, Isbell 18, Dillard 16, Dowd 10, Lally 4, McManus 4, Fisher 4, Patterson 3, Katoll 1

C—Sugden 74, Buckley 34, Wood 28

P—Katoll 36, Denzer 36, Fisher 36, Patterson 30, Isbell 10, McGill 6, Doheny 5, Thomas 3, Seymour 2, Killen 1

	G	IP	H	GS	CG	W	L	SO	BB	R	WP	Sh
Chauncey Fisher	36	285	282	30	27	19	9	63	51	122	1	6
Jack Katoll	36	282	247	29	25	16	14	81	60	99	5	6
Roger Denzer	36	272	258	29	24	20	10	76	55	112	1	3
Roy Patterson	30	232	211	27	22	17	8	87	53	78	2	4
Frank Isbell	10	53	56	7	4	5	2	5	23	42	?	0
Tom Thomas (#KC)	3	38	?	3	1	1	2	12	8	?	?	0
Willie McGill	6	33	40	5	3	3	2	6	14	25	?	0
Ed Doheny	5	33	31	4	3	0	4	14	20	23	?	0
Cy Seymour	2	10	8	2	1	1	1	5	9	5	?	0
Frank Killen	1	8	12	1	1	0	1	1	3	6	?	0
	1213	?	?	137	111	82	53	350	296	?	?	19

NOTE (I): Men who never played in the major leagues are listed by their full names; men who appear elsewhere either in this or other major league encyclopedias are listed by their playing names. For players with two or more teams, individual statistical breakdowns with each team are still unavailable with a few exceptions. Players affected are shown as follows: (See TEAM) means the player's or pitcher's complete statistical achievements will be found under that team because he played the bulk of his games with it. (#TEAM ABBREVIATION) means the player or pitcher also played with the abbreviated team, and part of his statistical achievements were made with it. Innings pitched, games started, complete games, strikeouts, walks and shutouts for pitchers with more than one team, unless known for each team, appear under the team with which they played the most games, but won-lost totals are presented for each team. Likewise total games played, at bats, hits, runs, doubles, triples, home runs, stolen bases and slugging averages for players with more than one team unless known for each team appear under the team with which they played the bulk of their games, but batting averages are presented for each team. Team totals for most teams, excepting pitching wins and losses and batting average, are unknown.

MILWAUKEE

Connie Mack

Lloyd Street Grounds

	G	AB	H	R	2B	3B	HR	SB	SH	BA	SA
CF Irv Waldron	139	579	170	92	29	8	1	34	23	.294	.377
1B John Anderson	134	542	168	94	32	9	2	63	3	.310	.413
2B Lou Bierbauer (#CLE/BUF)	45	481	110	41	21	1	0	6	9	.229	.277
3B Jimmy Burke	127	456	112	47	14	4	1	23	14	.246	.300
SS Wid Conroy	116	431	101	58	17	5	1	42	14	.234	.304
UT Dave Fultz	114	430	128	85	16	13	4	36	16	.298	.423
Sub Tommy Dowd (#CHI)	62	381	100	47	20	3	0	17	21	.262	.331
OF Jim Garry (#BUF)	60	325	82	44	9	2	0	6	19	.252	.292
OF Fred Ketchum	73	316	83	42	7	2	0	12	8	.263	.297
UT William L. Diggins (#CLE)	63	285	74	24	13	4	0	4	3	.260	.333
C Harry Smith	80	273	71	25	6	7	2	10	11	.260	.355
P Pete Dowling	38	105	28	9	5	1	0	1	5	.267	.333
Sub Bill Hallman	29	105	23	13	4	0	0	2	2	.219	.257
P Tully Sparks	34	104	24	9	6	0	0	1	1	.231	.288
P Bill Reidy	32	104	22	7	2	0	0	2	7	.212	.231
P George Rettger	29	82	17	11	4	0	1	0	1	.207	.293
Sub George Yeager	25	80	31	16	7	1	0	2	1	.387	.500
Sub Willie Clark	19	76	20	10	7	1	0	3	1	.263	.382
Sub Harry Spies	17	(See CLEVELAND)								.317	
Sub Ed Abbaticchio	16	(See MINNEAPOLIS)								.180	
P Rube Waddell	15	49	16	6	1	1	1	0	2	.245	.367
P George Wheeler	16	46	8	4	1	0	0	0	1	.174	.196
Sub Heinie Reitz	8	27	10	3	2	0	0	0	?	.370	.444
P Pete Husting	5	17	2	1	0	0	0	0	?	.118	.118
Sub Fred Raymer	1	4	0	0	0	0	0	0	?	.000	.000
Sub ? O'Rourke	1	3	0	0	0	0	0	0	?	.000	.000
	139	?	?	?	?	?	?	?	?	.265	?

1B—Anderson 90, Clark 19, Dowd 14, Diggins 13, Yeager 9, Abbaticchio 1
 2B—Fultz 55, Bierbauer 45, Conroy 27, Abbaticchio 13, Reitz 8, Raymer 1, Rettger ?
 SS—Conroy 89, Fultz 50, O'Rourke 1
 3B—Burke 127, Rettger ?, Fultz ?
 OF—Waldron 139, Ketcham 73, Garry 60, Dowd 48, Anderson 44, Hallman 29, Wheeler 4, Dowling 1, Rettger ?
 C—Smith 79, Diggins 50, Spies 17, Yeager 16
 P—Dowling 37, Sparks 34, Reidy 32, Rettger 22, Waddell 15, Wheeler 12, Husting 5

	G	IP	H	GS	CG	W	L	SO	BB	R	Sh
Pete Dowling	37	293	275	36	29	16	19	107	95	130	3
Bill Reidy	32	286	246	27	27	19	9	41	32	95	2
Tully Sparks	34	261	236	30	25	16	12	91	88	120	1
George Rettger	22	176	181	17	16	7	11	31	43	89	1
Rube Waddell	15	129	90	14	13	10	3	75	20	28	2
George Wheeler	12	79	100	10	6	7	3	18	19	48	0
Pete Husting	5	45	43	5	5	4	1	32	25	14	0
	1269	1171	139	121	79	58	395	322	424	9	

INDIANAPOLIS**Bill Watkins**

East Washington Street Park

	G	AB	H	R	2B	3B	HR	SB	SH	BA	SA
CF George Hogriever	138	524	132	116	25	6	2	46	17	.252	.334
3B Eddie Hickey	126	454	111	62	16	4	0	30	14	.244	.297
2B George Magoon	120	449	139	81	17	8	1	36	20	.310	.390
RF Socks Seybold	115	444	135	72	27	6	9	7	7	.304	.453
1B Mike Kelley	108	418	86	52	11	7	1	11	8	.206	.273
C Mike Powers	110	416	124	42	17	5	1	0	18	.298	.370
LF Topsy Hartsel	104	406	122	86	11	13	5	31	8	.300	.429
SS Art Madison	98	378	100	51	11	6	1	8	12	.265	.333
UT Phil Geier	80	326	105	39	12	6	1	14	7	.322	.405
C Mike Heydon	61	208	52	32	4	5	3	1	13	.250	.361
Sub George Flynn	53	175	38	29	9	1	0	13	16	.217	.280
P Win Kellum	44	127	26	17	5	2	0	0	5	.205	.276
P Frederick Edward Barnes	32	94	20	10	2	1	0	1	1	.213	.255
P Jim Gardner	23	76	20	5	1	0	0	0	1	.263	.276
P Bill Dammann	27	67	10	6	0	1	0	0	2	.149	.179
Sub Bill Grey (#DET)	18	66	16	10	3	0	0	2	?	.242	.288
P Billy Milligan	13	40	9	2	2	0	0	0	1	.222	.275
P Jot Goar	10	38	8	7	2	1	1	0	?	.211	.395
P Archie Stimmel	11	34	4	2	0	0	0	0	?	.118	.118
P Whitey Guese	10	32	8	0	0	1	0	1	?	.250	.313
Sub John Richter	4	14	0	2	0	0	0	0	?	.000	.000
P War Sanders	2	3	2	1	0	0	0	0	?	.667	.667
Sub Ace Stewart (#KC)	1	3	1	1	0	0	0	0	?	.333	.333
P Norwood Gibson (#KC)	1	1	0	0	0	0	0	0	?	.000	.000
P Jack Doscher	1	0	0	0	0	0	0	0	0	—	—
	139	4793	1268	725	175	73	25	201	?	.265	.384

1B—Kelley 108, Powers 11, Seybold 8
 2B—Magoon 120, Flynn ?, Geier ?, Madison 1, Barnes ?, Gardner ?
 SS—Madison 98, Geier 32, Grey 18, Magoon 1, Flynn ?
 3B—Hickey 126, Geier ?, Stewart 1
 OF—Hogriever 138, Hartsel 101, Seybold 107, Flynn 29, Geier 27, Heydon 16, Richter 3, Barnes ?, Gardner ?, Dammann 1
 C—Powers 99, Heydon 45
 P—Kellum 44, Dammann 26, Barnes 25, Gardner 20, Milligan 13, Stimmel 11, Goar 10, Guese 10, Sanders 2, Doscher 1

THE ANNUAL RECORD

	G	IP	H	GS	CG	W	L	SO	BB	R	Sh
Win Kellum #	44	313	295	38	34	20	18	87	66	163	5
Frederick Edward Barnes	25	208	228	22	18	13	10	28	37	77	0
Bill Dammann	26	171	216	19	16	10	12	46	47	121	0
Jim Gardner	20	157	139	17	14	8	8	47	47	75	1
Billy Milligan	13	104	?	12	11	6	6	38	40	?	0
Archie Stimmel	11	87	94	10	9	5	4	21	19	51	2
Jot Goar	10	83	84	10	9	7	2	33	29	49	0
Whitey Guese	10	68	81	8	5	2	3	16	22	60	0
War Sanders*	2	6	15	1	0	0	0	1	1	8	0
Norwood Gibson (#KC)	1	3	5	1	0	0	0	1	0	?	0
Jack Doscher	1	1	1	1	0	0	1	0	2	3	0
	1201	1258	139	116	71	64	318	310	?	8	

No-hit game 6-0 vs Chicago, June 16

DETROIT

George Stallings

Bennett Field (Sundays at Burns Park)

	G	AB	H	R	2B	3B	HR	SB	SH	BA	SA
LF Dick Harley	123	486	158	77	15	5	0	47	15	.325	.377
1B Pop Dillon	123	470	137	57	21	7	2	25	12	.291	.379
3B Doc Casey	115	469	122	75	6	8	0	37	9	.260	.307
2B Jack Ryan	126	462	119	71	20	6	1	15	17	.258	.333
RF Ducky Holmes	113	433	126	64	11	5	2	29	15	.291	.353
SS Kid Elberfeld	109	396	104	61	11	5	0	28	12	.262	.316
UT Sport McAllister	111	392	120	65	10	7	2	40	13	.306	.383
C Al Shaw	88	294	76	60	10	3	1	4	2	.269	.323
CF George Nicol	73	283	73	31	8	5	3	10	8	.258	.353
OF George Stallings	42	147	37	17	5	3	1	7	2	.252	.347
P Joe Yeager	45	141	30	16	0	4	1	5	4	.213	.291
P Jack Cronin	46	141	28	21	6	4	3	2	3	.199	.362
OF Charlie Jones	32	121	28	14	5	1	1	6	0	.231	.314
P Roscoe Miller	30	98	17	7	1	3	0	0	3	.163	.235
Sub Bill Grey (#IND)	21	78	22	8	1	0	0	2	2	.282	.295
P Emil Frisk	31	75	21	12	5	1	0	2	0	.280	.373
Sub Daniel Sheehan	22	75	17	7	0	1	0	2	2	.226	.247
Sub Suter Sullivan	22	(See CLEVELAND)								.226	
Sub Harry Bay	12	50	10	8	0	0	0	4	?	.200	.200
P Ed Siever	14	38	10	4	0	2	0	0	?	.258	.368
P Welcome Gaston (#CLE)	8	21	5	2	0	0	0	0	?	.167	.167
P Bill Hill	5	8	3	0	0	0	0	0	?	.375	.375
P Jack Fifield	5	6	1	0	0	0	0	0	?	.167	.167
Sub Ed Wheeler	2	6	0	0	0	0	0	0	?	.000	.000
P Frank Owen	4	5	3	2	1	0	0	0	?	.600	.800
	141	?	?	?	?	?	?	?	?	.267	?

1B—Dillon 123, Ryan 15, Owen 1, McAllister ?

2B—Ryan 91, McAllister 32, Grey 3, Holmes 2, Yeager ?

SS—Elberfeld 109, Sheehan 19, Grey 4, McAllister ?, Yeager ?

3B—Casey 115, Sullivan 12, Grey 7, Wheeler 2, Dillon 1, McAllister ?

OF—Harley 123, Holmes 111, Nicol 73, Stallings 42, Jones 32, Bay 12, Frisk 11, Grey 9, Cronin 1, McAllister ?, Yeager ?

C—Shaw 87, McAllister 48, Ryan 20

P—Cronin 45, Yeager 32, Miller 30, Frisk 20, Siever 14, Gaston 8, Fifield 5, Hill 5, Owen 3, McAllister 1

	G	IP	H	GS	CG	W	L	SO	BB	R	Sh
Jack Cronin	45	372	346	40	36	19	22	121	83	189	3
Joe Yeager	32	270	229	31	31	19	12	49	63	98	7
Roscoe Miller	30	241	223	27	23	19	9	54	56	110	4
Emil Frisk	20	150	154	17	14	6	9	48	42	76	1
Ed Siever	14	111	112	12	11	6	5	26	20	49	1
Welcome Gaston (#CLE)	8	55	?	5	3	1	4	9	31	?	0
Bill Hill	5	22	27	5	2	1	3	7	15	17	1
Jack Fifield	5	20	35	3	0	0	2	2	11	28	0
Frank Owen	3	12	20	1	1	0	1	6	2	9	0
Sport McAllister	1	1	1	0	0	0	0	0	0	0	0
—1 forfeit L vs Cleveland on July 15 (See Note II below)—											
	1254	?		141	121	71	67	320	323	?	17

Note II: On July 15, prior to a Sunday game at Burns Park in Springwells, Michigan (now a part of Detroit), the Wolverines management barred umpire Joe Cantillon from the grounds and then played Cleveland with a substitute umpire. Cantillon declared the game forfeited to Cleveland even though Detroit won 6-1, Yeager beating Chech. The sub-umpire game has been thrown out of all records, and Cleveland's forfeit win has never been counted by any guides even though league president Ban Johnson upheld it in an August 4, 1900, ruling.

KANSAS CITY

Jim Manning

Exposition Park

	G	AB	H	R	2B	3B	HR	SB	SH	BA	SA
CF Jack O'Brien	140	573	171	81	35	11	0	26	19	.298	.398
RF Charlie Hemphill	131	517	165	114	15	15	1	26	4	.319	.412
3B Bill Coughlin	130	510	134	60	20	7	1	20	21	.263	.335
LF John Farrell	125	478	129	88	21	7	1	28	19	.270	.349
1B Sam Dungan	117	469	158	63	28	7	1	6	5	.337	.433
2B Germany Schaefer	110	398	102	62	15	8	1	30	9	.256	.342
SS Butts Wagner	76	312	86	58	17	7	0	14	9	.276	.375
P/OF Dale Gear	79	252	70	47	11	3	2	5	8	.278	.369
C John Gondling	73	246	46	18	4	1	0	4	9	.187	.211
2B Ace Stewart (#IND)	54	190	34	20	5	1	0	13	13	.179	.216
SS Billy Clingman	41	155	48	18	4	1	0	5	7	.310	.348
C Parke Wilson	42	154	45	17	5	1	0	7	7	.292	.338
P Watty Lee	50	150	34	15	7	0	0	0	3	.227	.273
P Case Patten	45	136	28	16	4	0	0	0	5	.206	.235
C Frank McManus (#CHI)	33	128	30	21	3	1	0	7	5	.234	.273
Sub John Ganzel	22	92	36	15	7	3	1	4	4	.391	.565
P Chummy Gray (#BUF)	13	27	5	2	0	0	0	0	?	.185	.185
Sub Otto Thiel	12	45	5	3	1	0	0	0	?	.111	.133
P Eli Cates	11	29	5	3	1	0	0	0	?	.172	.207
Sub P.G. Nagle	7	25	7	3	2	0	0	0	?	.280	.360
C John Sullivan	7	22	5	2	2	0	0	0	?	.227	.318
P Danny Daub	8	18	5	0	1	0	0	0	?	.278	.333
P Norwood Gibson (#IND)	8	18	2	4	0	0	0	0	?	.125	.125
P Kid Carsey (#BUF)	3	?	?	?	?	?	?	?	?	.286	?
P Tom Thomas (#CHI)	2	?	?	?	?	?	?	?	?	?	?
Sub ? Carroll	1	4	0	0	0	0	0	0	?	.000	.000
	141	?	?	?	?	?	?	?	?	.274	?

1B—Dungan 115, Ganzel 22, Gear ?, Wilson ?

2B—Schaefer 88, Stewart 54

SS—Wagner 76, Clingman 41, Schaefer 25

3B—Coughlin 130, Thiel 12

OF—O'Brien 140, Hemphill 131, Farrell 124, Gear 34, Nagle 7, Lee 2, Carroll 1, Daub 1, Coughlin 1

C—Gondling 73, Wilson 39, McManus 33, Sullivan 7

P—Lee 48, Patten 45, Gear 37, Gray 13, Cates 11, Gibson 8, Daub 7, Carsey 2, Thomas 2

THE ANNUAL RECORD

	G	IP	H	GS	CG	W	L	SO	BB	R	Sh
Watty Lee	48	377	403	41	36	23	22	82	71	172	1
Case Patten	45	334	394	40	31	17	20	104	123	219	3
Dale Gear	37	272	275	27	25	19	11	63	60	119	2
Chummy Gray (#BUF)	13	74	94	11	3	3	3	10	46	56	0
Eli Cates	11	66	106	8	5	2	5	18	32	69	0
Norwood Gibson (#IND)	8	62	63	7	5	2	4	17	21	?	0
Danny Daub	7	36	48	3	1	2	3	6	16	31	0
Kid Carsey (#BUF)	2	?	?	2	1	1	0	?	?	?	?
Tom Thomas (#CHI)	2	?	?	2	1	0	2	?	?	?	?
		?	?	141	108	69	70	?	?	?	?

CLEVELAND

Jimmy McAleer

League Park (I)

	G	AB	H	R	2B	3B	HR	SB	SH	BA	SA
CF Ollie Pickering	140	599	194	117	29	4	0	49	9	.324	.386
RF Frank Genins	140	566	166	84	28	4	0	21	22	.293	.357
IB Candy LaChance	116	457	138	60	22	10	1	39	4	.302	.400
2B Tim Flood (#BUF)	91	392	98	66	10	7	1	22	10	.250	.319
UT Pat Crisham	95	354	90	31	12	2	2	8	5	.254	.316
3B Suter Sullivan (#DET)	66	336	96	49	17	5	1	10	0	.286	.375
C Harry Spies (#MIL)	74	331	78	39	9	7	1	6	9	.236	.314
LF Charlie Frisbee	60	233	54	33	3	5	1	12	10	.232	.300
SS Danny Shay	61	219	49	29	12	5	0	7	5	.224	.324
SS Rooney Viox	49	168	37	20	5	2	0	2	5	.220	.274
P Bill Hart	37	135	34	17	8	0	0	3	0	.252	.326
Sub Charlie Buelow	31	130	46	24	11	6	0	2	1	.354	.531
P Bill Hoffer	43	126	24	19	6	0	0	6	1	.190	.238
Sub Lou Bierbauer	43	(See MILWAUKEE)								.217	
Sub Jim Jones	27	113	27	12	6	2	0	1	1	.239	.327
P Charles Baker (#BUF)	17	92	25	12	4	0	0	0	0	.272	.315
Sub James Edward Tamsett	24	85	12	6	5	0	0	3	4	.141	.200
Sub Jimmy McAleer	20	77	18	8	0	1	0	0	0	.233	.260
Sub John F. White	19	72	20	11	2	0	0	4	5	.278	.306
Sub Frank Cross	22	68	17	10	4	0	0	1	3	.250	.309
P Kit McKenna	22	66	9	2	1	0	0	1	0	.136	.152
Sub William L. Diggins	13	(See MILWAUKEE)								.170	
Sub Farmer Weaver	11	41	11	13	2	1	0	3	?	.268	.366
P Dick Braggins	12	40	8	3	0	0	0	0	?	.200	.200
P Clay Fauver	10	34	7	2	1	1	0	0	?	.206	.294
Sub John A. "Roxy" Walters	10	32	5	2	0	0	0	0	?	.156	.156
P Sam A. Reust	6	21	4	1	0	0	0	0	?	.190	.190
P Charlie Check	7	20	4	0	1	0	0	0	?	.200	.250
P Zeke Wilson	6	17	6	2	2	0	0	0	?	.353	.471
Sub Frank Martin (#BUF)	3	17	0	1	0	0	0	0	?	.000	.000
P Alfred Burns Smythe	6	12	3	1	1	0	0	0	?	.250	.333
Sub Tom Delahanty	3	10	2	0	0	0	0	0	?	.200	.200
P Bumpus Jones	3	9	2	2	1	0	0	0	?	.222	.333
Sub Ed Hilley	2	6	0	0	0	0	0	0	?	.000	.000
P Rip Egan	2	4	1	1	1	0	0	0	?	.250	.250
P Archibald Kern	2	(See BUFFALO)								.143	.143
P Welcome Gaston	1	(See DETROIT)								.667	.667
	141	?	?	?	?	?	?	?	?	.259	?

1B—LaChance 116, Crisham 24
 2B—Flood 91, Bierbauer 35, Genins ?, Delahanty 3, Viox 1, Hart ?, Hoffer ?
 SS—Shay 61, Viox 48, Genins ?, Buelow 9, Bierbauer ?, White 4
 3B—Sullivan 66, Tamsett 24, Buelow 22, Genins ?, Walters 10, Bierbauer ?, Martin 3
 OF—Pickering 140, Genins 110, Frisbee 60, Crisham 28, Jones 27, McAleer 20, White 15, Hoffer ?, Weaver 8, Braggins 2,
 Chech 2, Hart ?, McKenna 1
 C—Spies 74, Crisham 39, Cross 16, Diggins 13
 P—Hart 34, Hoffer 30, McKenna 21, Baker 17, Braggins 10, Fauver 10, Smythe 6, Reust 6, Wilson 6, Chech 5, Jones 3,
 Egan 2, Kern 2, Gaston 1

	G	IP	H	GS	CG	W	L	SO	BB	R	Sh
Bill Hart	34	294	260	33	32	18	15	86	101	125	2
Bill Hoffer	30	252	265	29	27	16	12	72	50	117	3
Charles Baker (#BUF)	17	221	262	22	16	6	7	66	69	134	1
Kit McKenna	21	172	166	20	18	8	10	37	83	98	1
Dick Braggins	10	94	86	9	8	5	5	17	41	62	0
Clay Fauver	10	85	90	10	9	4	6	9	14	50	1
Sam A. Reust	6	52	68	6	6	2	4	14	15	38	0
Zeke Wilson	6	44	45	5	4	1	4	8	12	25	0
Alfred Burns Smythe	6	35	35	4	2	0	3	3	10	17	0
Charlie Chech	5	35	48	3	3	0	2	3	10	26	0
Bumpus Jones	3	22	28	3	2	2	1	6	8	22	0
Rip Egan	2	11	21	2	1	1	1	1	5	13	0
Archibald Kern	2	?	?	2	?	?	0	2	(See BUFFALO)		
Welcome Gaston	1	?	?	1	?	?	0	1	(See BUFFALO)		
—1 forfeit W vs Detroit on July 15—											
		?	?	141	?	63	73	?	?	?	9

BUFFALO

Dan Shannon

Olympic Park (II) (Sundays at Schwab Park in Forest Grove)

	G	AB	H	R	2B	3B	HR	SB	SH	BA	SA
1B Scoops Carey	135	543	147	66	31	9	3	13	9	.271	.378
LF Jocko Halligan	129	534	147	82	28	14	1	13	6	.275	.386
CF John Shearon (#CHI)	80	529	140	67	26	11	1	10	13	.265	.361
RF Jake Gettman	121	516	154	82	26	12	2	35	7	.298	.407
C Ossee Schrecongost	125	503	142	71	23	9	1	14	11	.282	.370
3B Jay A. "Doc" Andrews	122	456	114	51	21	9	1	15	11	.250	.342
SS Bill Hallman	100	397	111	53	23	5	0	11	9	.280	.363
2B Charlie Atherton	49	193	65	38	12	4	6	7	4	.337	.534
C George "Kid" Speer	57	192	45	21	6	0	0	3	5	.234	.266
Sub Matt Broderick	45	146	34	12	5	0	0	2	6	.233	.267
Sub Burt Hart	34	146	32	17	1	3	0	9	1	.219	.267
P Doc Amole	47	134	24	13	3	1	0	0	4	.179	.216
Sub Lou Bierbauer (#CLE)	40	(See MILWAUKEE)								.295	
P John J. Kerwin	36	122	33	15	6	2	0	0	1	.270	.352
Sub James T. Garry	19	(See MILWAUKEE)								.182	
P Charlie Hastings (#MIL)	15	71	4	8	1	1	1	0	2	.197	.282
P Buck Hooker	25	61	9	6	3	1	0	0	2	.145	.230
Sub Jud Smith	14	57	10	6	2	0	1	2	?	.175	.263
Sub Julius M. "Hub" Knoll	14	56	18	12	3	2	0	2	?	.321	.446
Sub Eddie Burke (#CHI/MIN)	7	53	11	8	2	0	0	4	?	.208	.245
P Frank Foreman	18	50	17	9	2	2	0	1	2	.340	.460
P Charles Baker	13	(See CLEVELAND)								.375	
Sub Tim Flood	12	(See CLEVELAND)								.283	
P Kid Carsey (#KC)	11	39	8	7	5	0	0	1	?	.205	.333
Sub Jack Crooks	8	30	3	5	2	0	0	0	?	.100	.167
P Archibald Kern (#CLE)	8	20	3	2	0	0	0	0	?	.150	.150

THE ANNUAL RECORD

	G	AB	H	R	2B	3B	HR	SB	SH	BA	SA
P Billy Milligan (#IND)	7	19	8	1	3	1	0	0	?	.421	.684
P Edward P. Fertsch	4	10	1	0	0	0	0	0	?	.100	.100
P Dad Clarke	3	7	1	0	0	0	0	0	?	.143	.143
Sub Frank Martin	2	(See CLEVELAND)								.000	.000
P Jacob J. Jameson	1	4	1	0	0	0	0	0	?	.250	.250
P Chummy Gray	1	(See KANSAS CITY)								.000	.000
PH J. Nelson (#MIN)	1	1	0	0	0	0	0	0	?	.000	.000
	140	?	?	?	?	?	?	?	?	.265	?

1B—Carey 135, Schrecongost 24
 2B—Atherton 46, Bierbauer 33, Hallman 20, Flood 12, Crooks 8, Andrews 5, Hart 3, Martin 2
 SS—Hallman 80, Broderick 45, Carsey 5, Bierbauer 1
 3B—Andrews 117, Smith 14, Bierbauer 6, Atherton 3
 OF—Halligan 126, Gettman 121, Shearon 80, Hart 31, Knoll 14, Garry 19, Kerwin 8, Burke 7
 C—Schrecongost 95, Speer 57
 P—Amole 47, Kerwin 28, Hooker 24, Foreman 15, Hastings 15, Baker 13, Kern 8, Milligan 7, Carsey 4, Fertsch 4, Clarke 3, Gray 1, Jameson 1

	G	IP	H	GS	CG	W	L	SO	BB	R	Sh
Doc Amole #	47	342	350	41	35	22	22	100	115	195	2
John J. Kerwin	28	233	211	26	26	12	14	40	53	110	2
Charlie Hastings (#MIL)	15	195	207	23	17	8	5	47	51	123	0
Buck Hooker	24	161	188	19	15	4	13	42	29	108	1
Frank Foreman	15	118	149	12	10	7	6	27	35	71	1
Charles Baker	13	(See CLEVELAND)		?	?	2	5	?	?	?	?
Archibald Kern (#CLE)	8	55	76	6	4	3	1	17	15	46	0
Kid Carsey (#KC)	4	42	61	3	2	2	1	7	12	32	0
Billy Milligan (#IND)	7	35	?	5	2	1	4	18	9	?	0
Edward P. Fertsch	4	24	35	3	2	0	3	6	9	24	0
Dad Clarke	3	23	28	2	1	0	2	3	3	18	0
Jacob J. Jameson	1	9	13	1	1	0	1	3	5	7	0
Chummy Gray	1	?	?	1	?	0	1	(See KANSAS CITY)			
		?	?	140	?	61	78	?	?	?	6

No-hit game 8-0 vs Detroit, April 19 (Opening Day)

MINNEAPOLIS

Walt Wilmot

Nicollet Park (Sundays at Minnehann Park)

	G	AB	H	R	2B	3B	HR	SB	SH	BA	SA
CF Dan Lally (#CHI)	128	576	151	71	24	6	1	21	22	.262	.330
1B Perry Werden	127	511	161	64	39	6	9	13	4	.315	.468
LF Walt Wilmot	129	511	136	76	21	6	2	13	25	.266	.342
SS Germany Smith	129	492	127	65	15	5	2	13	8	.258	.321
3B Billy Nance	129	483	131	69	25	7	2	14	31	.268	.364
RF Lefty Davis	101	418	118	82	14	10	1	22	3	.282	.371
2B Ed Abbatichio (#MIL)	101	415	96	52	13	9	0	24	17	.231	.306
C Newt Fisher	118	401	106	57	17	1	1	15	10	.264	.319
P/OF Zaza Harvey	51	193	58	33	10	4	0	5	1	.301	.394
Sub Art Nichols	44	165	42	15	8	0	0	14	2	.255	.303
P Red Ehret	44	139	35	14	8	0	0	1	3	.252	.309
P Doc Parker	32	93	22	7	0	0	1	0	4	.237	.269
P Harvey Bailey	28	91	23	6	3	2	0	0	0	.253	.330
C Fred Jacklitsch	32	87	16	21	6	1	2	2	0	.184	.345

	G	AB	H	R	2B	3B	HR	SB	SH	BA	SA	
Sub J. Oscar Bandeline	22	66	17	8	3	0	0	4	8	.258	.303	
P Gene McCann	24	61	12	4	2	0	0	0	1	.197	.230	
C Edward J. Dixon	16	48	12	9	1	0	1	1	1	.250	.333	
Sub John Grim	15	45	14	7	4	0	1	2	?	.311	.467	
Sub Daniel Higgins	12	44	7	1	0	0	0	0	?	.159	.159	
P Charlie Hastings	12	(See BUFFALO)									.219	
Sub David Carr McAndrews	8	32	3	2	1	0	0	0	?	.094	.125	
Sub Joseph E. Schrall	8	30	5	5	0	0	0	0	?	.167	.167	
Sub William Krouse	9	29	5	2	0	0	0	0	?	.172	.172	
Sub Eddie Burke (#CHI)	6	(See BUFFALO)									.348	
Sub John Thomas Burns	5	22	5	1	0	0	0	0	?	.237	.237	
Sub ? Campbell	2	8	3	1	0	0	0	0	?	.375	.375	
PH J. Nelson	1	1	0	0	0	0	0	0	?	.000	.000	
P Theodore W. Corbett	1	0	0	0	0	0	0	0	?	—	—	
	142	?	?	?	?	?	?	?	?	.265	?	

1B—Werden 127, Grim 14, Fisher 4, Lally 1

2B—Abbattichio 101, Nichols 23, Higgins 11, Krouse 9

SS—Smith 129

3B—Nance 129, McAndrews 8, Campbell 2

OF—Wilmot 129, Lally 127, Davis 101, Harvey 26, Bandeline 16, Schrall 8, Burke 6, Burns 5, Ehret 5, Werden 1

C—Fisher 114, Jacklitsch 25, Nichols 21, Dixon 16

P—Ehret 39, Parker 30, Bailey 27, Harvey 23, McCann 22, Hastings 12, Bandeline 5, Corbett 1

	G	IP	H	GS	CG	W	L	SO	BB	R	Sh
Red Ehret	39	315	362	36	33	12	23	76	80	220	1
Doc Parker	30	242	252	27	25	12	15	63	57	147	0
Harvey Bailey	27	221	240	25	22	14	11	71	59	144	1
Zaza Harvey	23	170	165	22	16	7	14	73	82	106	1
Gene McCann	22	161	193	18	16	4	13	29	68	128	1
Charlie Hastings	12	(See BUFFALO)									
J. Oscar Bandeline	5	44	60	5	5	1	4	12	16	40	0
Theodore W. Corbett	1	2	2	0	0	0	0	1	0	1	0
	?	?	?	142	?	53	86	?	?	?	4

EXPLANATION OF THE PLAYER REGISTER

The player register contains the vital statistics and the 14 central batting statistics of every man who played in a major league game between 1871 and 1900, excepting some men who were either exclusively or else almost exclusively pitchers. Pitchers found in the player register are there either because they played a significant number of games at other positions or else because their batting statistics merit inclusion.

Within the player register, players are organized into subregisters by position. Players who performed at more than one position are found at the position where they played the most games. Players who played an equal number of games at two or more positions are found under the most demanding position they played. In the nineteenth century, the positions, in order of difficulty, were: catcher, shortstop, third base, second base, outfield, first base.

The players in each subregister are listed alphabetically by surname and, if two or more players bear the same surname, by given name—i.e., in the outfielders subregister **Smith, Elmer Ellsworth** is found ahead of **Smith, William E.**, and **Smith, William E.** is found ahead of **Smith, William J.** In quotation marks following a player's given name is the name or names he was known by in the nineteenth century. John McGraw, for instance, was called "Mugsy" in the 1890s but was not dubbed "The Little Napoleon" until the twentieth century. Hence there is no mention in the player register of his most famous nickname. When a man played under a name other than his name at birth, his playing name is followed by the part of his birth name that differed from it—in most cases his surname only.

Following the name of each player is a chronological list of the teams for which he played. See the sample player, **Dennis Joseph Mack**, below, for an explanation of the year abbreviations.

Vital statistics—birth date and birthplace, death date, height, weight, batted, threw—are furnished when known. Players who are listed as either having batted or thrown both ways (B) have been documented as having used both arms to pitch or both sides of the plate when batting during their major league careers, though not in the same season in every case. Gaps in information are indicated by question marks or by the word "unknown." Since our knowledge of nineteenth century baseball is still growing, we expect to eliminate some—if not all—of the gaps in future editions.

Birth Date	Birth Place	Death Date	B	T	HGT	WGT	G	AB	H	R	2B	3B	HR	RBI	BB	SO	SB	BA	SA	OBP
Mack, Dennis Joseph ?/?/51	"Denny" Easton, Pa.	b. McGee 4/10/88	71RokNA	72AthNA	73-74PhiNA	76StLN	80BufN	82LouA	83PitA											
			R	R	5'7	164	373	1505	343	309	42	10	1	<u>103</u>	93	<u>40</u>	<u>31</u>	.228	.271	.273

In the above sample from the subregister of shortstops, we see first the player’s surname of Mack, then his given first and middle names followed in quotation marks by the name he was most commonly called, plus other nicknames by which he was known, aliases (aka) if any, and lastly the name under which he was born if different from his playing name. In this case, only the last name of McGee differs from the name under which Mack played. Following Mack’s birth name is a chronological list of his major league seasons and teams beginning in 71 (1871) and ending in 83 (1883). See below for a list of the team and league abbreviations that follow the year numerals.

Mack’s career is followed by his birth date or what part of it is known—here only the year. Next is his place of birth, followed by his death date. The register then indicates that Mack batted right, threw right, stood 5’7 and weighed 164 pounds. In his eight-year career Mack played 373 games (G); compiled 1,505 at bats (AB) and 343 hits (H); scored 309 runs (R); collected 42 doubles (2B), 10 triples (3B) and one home run (HR); and totaled 103 RBI, 93 walks (BB), 40 strikeouts (SO) and 31 stolen bases (SB). He finished with a .228 career batting average (BA), a .271 slugging average (SA), and a .273 on-base percentage (OBP). Note that several of Mack’s career departments are underscored, meaning that his totals in those departments are unavailable for some seasons. Note also that, as is the case for every man who played in both the National Association and another major league, Mack’s National Association statistics are integrated into his total major league statistics. Unlike other encyclopedias, *The Great Encyclopedia of Nineteenth Century Major League Baseball* recognizes the National Association as a major league and is not bound by major league baseball’s decision to treat its statistics separately. As but one argument against any such separation, the National Association contained most of the best professional players of its time, whereas the men who played in the Union Association in 1884 have their statistics integrated into their career totals by major league baseball even though the Union Association was comprised largely of career minor leaguers.

Mack played continuously in the major leagues from 1871 through 1876. Note that following his 1876 season with St. Louis of the National League, there is a gap of three years before he returned to the major leagues in 1880 with Buffalo. Mack was again out of the major leagues in 1881 before returning in 1882 with Louisville of the American Association and then finishing his major league career the following year with Pittsburgh.

Here, from the outfielders subregister, is a second sample player whose chronological list of teams reflects a phenomenon unique to the nineteenth century.

Birth Date	Birth Place	Death Date	B	T	HGT	WGT	G	AB	H	R	2B	3B	HR	RBI	BB	SO	SB	BA	SA	OBP
Holliday, James Wear	"Bug"	*(86ChiN)	89CinA	90-98CinN																
2/8/67	St. Louis, Mo.	2/15/10	R	R	5'11	151	930	3658	1141	735	162	72	65	621	360	211	252	.312	.449	.377

Note the *(86ChiN). In the nineteenth century, World's Series or postseason eligibility rules were much more lenient than they are today. A year and team in parentheses preceded by an asterisk indicates that a man did not play for that team during the regular season but played for it in the World's Series that year.

Following the last two numerals of the year in which a man played is an abbreviation of the city where his team resided.

The abbreviations follow:

Alt Altoona	Mut New York Mutuals (NA)
Ath Philadelphia Athletics (NA)	Nat Washington Nationals (NA)
Atl Brooklyn Atlantics (NA)	NH New Haven (NA)
Bal Baltimore	NY New York
Bos Boston	Oly Washington Olympics (NA)
Bro Brooklyn	Phi Philadelphia
Buf Buffalo	Pit Pittsburgh
Cen Philadelphia Centennials (NA)	Pro Providence
Chi Chicago	Reds St. Louis Reds (NA)
Cin Cincinnati	Res Elizabeth Resolutes (NA)
Cle Cleveland	Roc Rochester
Col Columbus	Rok Rockford (NA)
Det Detroit	StL St. Louis
Eck Brooklyn Eckfords (NA)	StP St. Paul
Har Hartford	Syr Syracuse
Ind Indianapolis	Tol Toledo
KC Kansas City	Tro Troy
Kek Fort Wayne (NA)	Vir Virginia
Lou Louisville	Was Washington
Man Mansfield (NA)	Wes Keokuk (NA)
Mar Maryland (NA)	Wil Wilmington
Mil Milwaukee	Wor Worcester

Following the year and team information is the symbol for the league:

NA	National Association (1871-75)
N	National League (1876-1900)
A	American Association (1882-91)
U	Union Association (1884)
P	Players League (1890)

Note: To simplify the reader's task in following a career line, teams in the player, pitcher and managers registers are designated N during the 1892-99 period when the National League was

officially known as the National League and Association, although elsewhere in the book, when a specific season or achievement is cited, these teams are designated LA.

Other symbols:

* prior to a player's name indicates that he had a brother or brothers who also played in the major leagues, although not always in the nineteenth century.

prior to a player's name indicates that he had a son or sons who also played in the major leagues, in every case in the twentieth century.

FIRST BASEMEN

Birth Date	Birth Place	Death Date	B	T	HGT	WGT	G	AB	H	R	2B	3B	HR	RBI	BB	SO	SB	BA	SA	OBP
Abadie, John "John" 75CenNA 75AtlNA																				
11/4/54	Philadelphia, Pa.	5/17/05	R	R	6'	192	12	49	11	4	0	0	0	5	0	3	—	.224	.224	.224
Allison, Andrew K. "Andy" 72EckNA																				
?/?/48	New York, N.Y.	Unknown	?	?	5'8	150	22	92	15	9	2	0	0	10	1	2	0	.163	.185	.172
Andrews, William Walter "Wally" 84LouA 88LouA																				
9/18/59	Philadelphia, Pa	1/20/40	R	R	6'3	170	40	142	28	22	11	4	0	14	17	—	5	.197	.331	.283
Anson, Adrian Constantine "Cap" Anse" "Uncle" "Pop" 71RokNA 72-75 AthNA 76-97ChiN																				
4/11/52	Marshalltown, Iowa	4/14/22	R	R	6'	227	2524	10281	3435	1999	582	142	97	2075	984	<u>303</u>	<u>277</u>	.334	.447	.394
Baker, Philip "Phil" 83BalA 84WasU 86WasN																				
9/19/56	Philadelphia, Pa.	6/4/40	L	L	5'8	152	195	817	212	134	20	11	3	<u>34</u>	39	<u>32</u>	<u>16</u>	.259	.322	.293
Beckley, Jacob Peter "Jake" "Eagle Eye" 88-89PitN 90PitP 91-96PitN 96-97NYN 97-00CinN																				
8/4/67	Hannibal, Mo.	6/25/18	L	L	5'10	200	1605	6468	2002	1202	324	189	75	1174	433	<u>270</u>	259	.310	.453	.367
Bierman, Charles S. "Charlie" 71KekNA																				
?/?/45	Hoboken, N.J.	8/4/79	?	?	6'	180	1	2	0	0	0	0	0	0	1	0	0	.000	.000	.333
Brothers, Dennis Joseph "Dan" 79-80TroN 81-85BufN 86-88DetN 89BosN 90BosP 91BosA 92-93BroN 94-95BalN 95LouN 96PhiN																				
5/8/58	Sylvan Lake, N.Y.	8/2/32	L	L	6'2	207	1671	6706	2296	1523	460	205	106	1296	840	238	<u>256</u>	.342	.519	.423
Brown, William M. "Will" "Bill" "California" "Reddy" "Sailor" 87-89NYN 90NYP 91PhiN 93BalN 93-94LouN 94StLN																				
?/?/66	San Francisco, Ca.	12/20/97	R	R	6'2	190	418	1589	415	236	70	17	6	252	123	124	39	.261	.338	.319
Burns, Patrick "Pat" 84BalA 84BalU																				
Unknown	Unknown	Unknown	?	?	?	?	7	29	7	3	2	1	0	—	3	—	—	.241	.379	.313
*Campbell, Michael "Mike" 73ResNA																				
8/1/50	?, Ireland	1/12/26	?	?	?	?	21	84	12	9	2	0	0	2	2	6	1	.143	.167	.163
Carbine, John C. "John" 75WesNA 76LouN																				
10/12/55	Syracuse, N.Y.	9/11/15	?	?	6'	187	17	61	7	3	0	0	0	3	0	1	<u>0</u>	.115	.115	.115
Carey, George C. "Scoops" 95BalN 98LouN																				
12/4/70	Pittsburgh, Pa.	12/17/16	R	R	5'11	175	131	522	134	60	22	7	1	76	28	<u>32</u>	2	.257	.331	.311
Carleton, James Leslie "Jim" 71-72CleNA																				
8/20/48	Clinton, Conn.	4/25/10	?	?	5'8	155	36	165	44	39	9	1	0	22	9	3	3	.267	.345	.305

FIRST BASEMEN

Birth Date	Birth Place	Death Date	B	T	HGT	WGT	G	AB	H	R	2B	3B	HR	RBI	BB	SO	SB	BA	SA	OBP
Carney, John Joseph "Jack" 89WasN 90BufP 90CleP 91CinA 91MilA																				
11/10/66	Salem, Mass.	10/19/25	R	R	5'10½	175	252	946	258	120	30	13	7	129	83	59	40	.273	.354	.338
Carr, Charles Carbutt "Charlie" 98WasN																				
12/27/76	Coatsville, Pa.	11/25/32	R	R	6'2	195	20	73	14	6	2	0	0	4	2	—	2	.192	.219	.213
Cartwright, Edward Charles "Ed" "Piano Legs" "Jumbo" 90StLA 94-97WasN																				
10/6/59	Johnstown, Pa.	9/3/33	R	R	5'10	220	495	1902	562	348	100	44	24	333	202	<u>128</u>	144	.295	.432	.368
Cassidy, Peter Francis "Pete" 96LouN 99BroN 99WasN																				
4/8/73	Wilmington, Del.	7/9/29	R	R	6'2	175	101	382	98	39	15	1	3	48	17	Z	11	.257	.325	.307
Childs, Samuel Beresford "Sam" 83 CoLA																				
11/6/61	E. Hartford, Conn.	5/21/38	?	?	?	?	1	3	0	0	0	0	0	0	0	—	—	.000	.000	.000
*Clapp, Aaron Bronson "Aaron" 79TroN																				
7/?/56	Ithaca, N.Y.	1/13/14	?	R	5'8	175	36	146	39	24	9	3	0	18	6	10	—	.267	.370	.296
Clark, William Otis "Bill" "Big Bill" 95-97NYN 98-99PitN																				
8/16/72	Pittsburgh, Pa.	11/13/32	L	L	6'1	195	349	1275	366	188	54	35	2	199	114	<u>18</u>	38	.287	.389	.359
Cogswell, Edward "Ed" 79BosN 80TroN 82WorN																				
2/25/54	?, England	7/27/88	R	R	5'8	150	109	496	146	102	16	4	1	32	25	21	—	.294	.349	.328
Comiskey, Charles Albert "Charlie" "Commie" 82-89StLA 90ChiP 91StLA 92-94CinN																				
8/15/59	Chicago, Ill.	10/26/31	R	R	6'	180	1390	5796	1529	992	207	68	28	883	197	<u>84</u>	<u>419</u>	.264	.337	.293
Connor, Edward "Ned" 71TroNA																				
??/50	?, N.Y.	1/28/98	?	?	5'9	156	7	33	7	6	0	0	0	2	0	0	0	.212	.212	.212
*Connor, Roger "Roger" 80-82TroN 83-89NYN 90NYP 91NYN 92PhiN 93-94NYN 94-97StLN																				
7/1/57	Waterbury, Conn.	1/4/31	B	L	6'3	220	1998	7797	2467	1620	441	233	138	1322	1002	<u>449</u>	<u>244</u>	.317	.486	.397
Crane, Frederick William Hotchkiss "Fred" 73ResNA 75AtINA																				
11/4/40	Old Saybrook, Conn.	4/27/25	?	?	5'9	135	22	85	18	7	1	0	0	5	0	4	0	.212	.224	.212
Crisham, Patrick J. "Pat" 99BalN																				
6/4/77	Amesbury, Mass.	6/12/15	R	?	6'	168	53	172	50	23	5	3	0	20	4	—	4	.291	.355	.311
Croft, Arthur F. "Art" 75RedsNA 77StLN 78IndN																				
1/23/55	St. Louis, Mo.	3/16/84	?	?	?	?	133	517	101	50	14	2	0	45	6	40	<u>5</u>	.195	.230	.204
Cudworth, James Alaric "Jim" "Cuddy" "Monk" 84KCU																				
8/22/58	Fairhaven, Mass.	12/21/43	R	R	6'	165	32	116	17	7	3	1	0	—	2	—	—	.147	.190	.161
Darragh, James S. "Jack" 91LouA																				
7/17/66	Ebensburg, Pa.	8/12/39	?	?	6'2½	180	1	2	1	0	0	0	0	0	0	0	0	.500	.500	.500
Davis, Harry H. "Harry" "Jasper" 95-96NYN 96-98PitN 98LouN 98-99WasN																				
7/19/73	Philadelphia, Pa.	8/11/47	R	R	5'10	180	340	1281	341	190	40	63	6	190	99	<u>41</u>	62	.266	.411	.328
Dehman, Herman J. "Herman" "Dutch" 72-74AtINA 75StLNA 76-77StLN																				
??/52	Brooklyn, N.Y.	3/13/85	?	?	?	?	307	1219	262	226	34	5	0	85	48	67	<u>34</u>	.215	.251	.245
Devlin, James Alexander "Jim" 73PhiNA 74-75ChiNA 76-77LouN																				
??/49	Philadelphia, Pa.	10/10/83	R	R	5'11	175	266	1186	340	180	46	14	1	131	16	55	<u>8</u>	.287	.352	.296
Dillon, Frank Edward "Pop" 99-00PitN																				
10/17/73	Normal, Ill.	9/12/31	L	R	6'1	185	35	139	33	24	5	0	0	20	5	—	5	.237	.281	.284

FIRST BASEMEN

Birth Date	Birth Place	Death Date	B	T	HGT	WGT	G	AB	H	R	2B	3B	HR	RBI	BB	SO	SB	BA	SA	OBP
Doyle, John Joseph "Jack" "Dirty Jack" 89-90ColA 91-92CleN 92-95NYN 96-97BalN 98WasN 98-00NYN																				
10/25/69	Killorglin, Ireland	12/31/58	R	R	5'9	155	1151	4480	1389	776	241	51	23	788	314	<u>132</u>	453	.310	.402	.360
Dunn, Stephen B. "Steve" 84StPU																				
12/21/58	London, Ont., Canada	5/5/33	L	?	5'9½	173	9	32	8	2	2	0	0	—	0	—	—	.250	.313	.233
Everett, William Lee "Bill" "Wild Bill" b. Everitt 95-00ChiN																				
12/13/68	Fort Wayne, Ind.	1/19/38	B	R	6'½	185	665	2727	880	521	82	41	11	333	197	<u>85</u>	179	.323	.395	.371
Faatz, Jayson S. "Jay" 84PitA 88CleA 89CleN 90BufP																				
10/24/60	Weedsport, N.Y.	4/10/23	R	R	6'4	196	298	1135	274	159	24	12	3	<u>105</u>	39	<u>33</u>	<u>93</u>	.241	.292	.293
Farrar, Sydney Douglas "Sid" 83-89PhiN 90PhiP																				
8/10/59	Paris Hill, Me.	5/7/35	?	R	5'10	185	943	3573	905	497	157	53	18	412	233	269	<u>92</u>	.253	.342	.305
Field, James C. "Jim" 83-84ColA 85PitA 85BalA 90RocA 98WasN																				
4/24/63	Philadelphia, Pa.	5/13/53	L	?	6'1	170	331	1271	292	180	38	21	10	<u>50</u>	77	—	<u>9</u>	.230	.317	.289
Fisler, Weston Dickson "West" "Icicle" 71-75AthNA 76PhiN																				
7/5/41	Camden, N.J.	12/25/22	R	R	5'6	137	273	1335	414	258	72	14	2	188	15	17	<u>15</u>	.310	.390	.318
Flanagan, Edward J. "Ed" "Sleepy" 87PhiA 89LouA																				
9/15/61	Lowell, Mass.	11/10/26	?	R	6'1	190	42	168	42	23	12	3	1	18	10	<u>11</u>	4	.250	.375	.296
Flynn, William "Clipper" 71TroNA 72OlyNA																				
4/29/49	Lansingburgh, N.Y.	11/11/81	?	R	5'7	140	38	182	57	47	7	1	0	29	4	2	3	.313	.363	.328
Foran, James H. "Jim" 71KekNA																				
?/?/48	New York, N.Y.	1/30/28	?	?	5'6½	159	19	89	31	21	1	3	1	18	2	1	1	.348	.461	.363
*Foutz, David Luther "Dave" "Scissors" 84-87StLA 88-89BroA 90-96BroN																				
9/7/56	Carroll Co., Md.	3/5/97	R	R	6'2	161	1136	4537	1253	784	186	91	31	<u>750</u>	300	<u>136</u>	<u>260</u>	.276	.378	.323
Fox, George B. "Paddy" 91LouA 99PitN																				
12/1/68	Pottstown, Pa.	5/18/14	?	?	?	?	19	60	12	5	0	2	1	5	5	<u>3</u>	2	.200	.317	.294
*Ganzel, John Henry "John" 98PitN 00ChiN																				
4/7/74	Kalamazoo, Mich.	1/14/59	R	R	6'	190	93	329	84	34	14	4	4	34	14	—	5	.255	.359	.302
Goeckel, William John "Billy" 99PhiN																				
9/3/71	Wilkes-Barre, Pa.	11/1/22	R	L	5'11	162	37	141	37	17	3	1	0	16	1	—	6	.262	.298	.283
Goodman, Jacob "Jake" 78MilN 82PitA																				
9/4/53	Lancaster, Pa.	3/9/90	?	?	6'1½	?	70	293	75	33	6	5	1	<u>27</u>	9	<u>33</u>	—	.256	.321	.278
Gorman, Thomas "Tom" 84KCU																				
Unknown	Unknown	Unknown	L	L	?	?	24	106	34	22	4	2	0	—	4	—	—	.321	.396	.345
Gould, Charles Harvey "Charlie" 71-72BosNA 74BalNA 75NHNA 76-77CinN																				
8/21/47	Cincinnati, Ohio	4/9/17	R	R	6'	172	221	964	248	138	37	12	2	110	19	24	<u>7</u>	.257	.325	.272
Grady, John J. "John" 84AltU																				
6/18/60	Lowell, Mass.	7/15/93	?	?	5'7	150	9	36	11	5	3	0	0	—	2	—	—	.306	.389	.342
Griffin, Thomas William "Tom" 84MilU																				
1/?/57	Titusville, Pa.	4/17/33	?	?	?	?	11	41	9	5	2	0	0	—	3	—	—	.220	.268	.273
Harris, Frank Walter "Frank" 84AltU																				
11/2/58	Pittsburgh, Pa.	11/26/39	R	R	?	?	24	95	25	10	2	1	0	—	3	—	—	.263	.305	.286

FIRST BASEMEN

Birth Date	Birth Place	Death Date	B	T	HGT	WGT	G	AB	H	R	2B	3B	HR	RBI	BB	SO	SB	BA	SA	OBP
Hartnett, Patrick J. "Pat" "Happy" 90StLA																				
10/20/63	Boston, Mass.	4/10/35	?	?	6'1	175	14	53	10	6	2	1	0	4	6	—	1	.189	.264	.283
Hautz, Charles A. "Charlie" 75RedsNA 84PitA																				
2/5/52	St. Louis, Mo.	1/24/29	R	R	5'7	150	26	107	30	5	3	0	0	4	3	9	5	.280	.308	.300
Hecker, Guy Jackson "Guy" 82-89LouA 90PitN																				
4/3/56	Youngsville, Pa.	12/3/38	R	R	6'	190	703	2866	810	501	117	47	19	278	143	144	123	.283	.376	.324
Heifer, Franklin "Frank" "Heck" 75BosNA																				
1/18/54	Reading, Pa.	8/29/93	?	?	5'10½	175	11	50	14	11	0	3	0	5	0	0	0	.280	.400	.280
Heinzman, John Peter "Jack" 86LouA																				
9/27/63	New Albany, Ind.	11/10/14	R	R	?	?	1	5	0	1	0	0	0	0	0	—	0	.000	.000	.000
Householder, Charles W. "Charlie" 82BalA 84BroA																				
2/8/54	Philadelphia, Pa.	9/3/13	L	L	5'11	158	150	580	144	70	25	10	4	—	16	—	—	.248	.347	.271
Hughes, William R. "Bill" 84WasU 85PhiA																				
11/25/66	Bladinsville, Ill.	8/25/43	L	L	?	?	18	65	9	8	1	1	0	1	3	—	—	.138	.185	.188
Jackson, Henry Everett "Henry" 87IndN																				
6/23/61	Union City, Ind.	9/14/32	R	R	6'2	185	10	38	10	1	1	0	0	3	0	12	2	.263	.289	.263
Joy, Aloysius C. "Pop" 84WasU																				
6/11/60	Washington D.C.	6/28/37	?	?	?	?	36	130	28	12	0	0	0	—	2	—	—	.215	.215	.227
Kane, William Jeremiah "Billy" "Jerry" 90StLA																				
4/4/66	Collinsville, Ill.	6/16/49	R	R	6'	175	8	25	5	3	0	0	0	2	2	—	0	.200	.200	.259
Kavanaugh, ? 72EckNA																				
Unknown	Unknown	Unknown	?	?	?	?	5	23	6	3	1	0	0	4	0	0	0	.261	.304	.261
Kelley, Michael Joseph "Mike" 99LouN																				
12/2/75	Templeton, Mass.	6/6/55	R	R	6'	210	76	282	68	48	11	2	3	33	21	—	10	.241	.326	.307
Kerins, John Nelson "John" 84IndA 85-89LouA 89BalA 90StLA																				
7/15/58	Indianapolis, Ind.	9/8/19	R	R	5'10	177	557	2227	561	392	72	51	20	217	165	5	95	.252	.357	.308
King, Samuel Warren "Sam" 84WasA																				
5/17/52	Peabody, Mass.	8/11/22	?	L	6'	?	12	45	8	3	2	0	0	—	1	—	—	.178	.222	.213
Knox, Andrew Jackson "Andy" "Big Andy" "Dasher" 90PhiA																				
1/6/64	Philadelphia, Pa.	9/14/40	R	R	?	?	21	75	19	6	3	0	0	8	9	—	5	.253	.293	.333
LaChance, George Joseph "Candy" 93-98BroN 99BalN																				
2/14/70	Putnam, Conn.	8/18/32	B	R	6'1	183	684	2703	793	424	121	62	30	467	137	124	192	.293	.417	.338
Lane, George M. "Chappy" "Whiskey" 82PitA 84ToIA																				
?/?/56	Pittsburgh, Pa.	Unknown	R	?	?	?	165	114	429	87	52	17	7	4	—	7	—	.203	.303	.219
Larkin, Henry E. "Ted" "Henry" 84-89PhiA 90CleP 91PhiA 92-93WasN																				
1/12/60	Reading, Pa.	1/31/42	R	R	5'10	175	1184	4718	1429	925	259	114	53	836	464	141	129	.303	.440	.380
Latham, George Warren "Juice" "Jumbo" 75BosNA 75NHNA 77LouN 82PhiA 83-84LouA																				
9/6/52	Utica, N.Y.	5/26/14	R	R	5'8	210	334	1431	353	209	35	17	0	101	35	6	6	.247	.295	.266
Lehane, Michael Patrick "Mike" "Mickey" 90-91ColA																				
4/15/65	New York, N.Y.	Unknown	R	?	6'1½	180	277	1023	218	113	31	12	1	108	77	77	29	.213	.270	.273

FIRST BASEMEN

Birth Date	Birth Place	Death Date	B	T	HGT	WGT	G	AB	H	R	2B	3B	HR	RBI	BB	SO	SB	BA	SA	OBP
Levis, Charles H. "Charlie" 84BalU 84WasU 84IndA 85BalA																				
6/21/60	St. Louis, Mo.	10/16/26	R	?	?	?	92	390	88	61	11	4	5	0	3	—	—	.226	.313	.234
Libby, Stephen Augustus "Steve" 79BufN																				
12/8/53	Scarborough, Me.	3/31/35	?	?	6'1½	168	1	2	0	0	0	0	0	0	0	1	—	.000	.000	.000
Lizotte, Abel "Abel" 96PitN																				
4/13/70	Lewiston, Me.	12/4/26	?	?	5'8	174	7	29	3	3	0	0	0	3	2	2	1	.103	.103	.161
Luff, Henry T. "Henry" 75NHN 82DetN 82CinA 83LouA 84PhiU 84KCU																				
9/14/56	Philadelphia, Pa.	10/11/16	?	?	5'11	175	106	451	112	42	18	7	2	27	7	5	3	.248	.332	.259
Lutenberg, Charles William "Luke" 94LouN																				
10/4/64	Quincy, Ill.	12/24/38	R	R	6'2	225	70	255	49	43	10	4	0	23	23	21	4	.192	.264	.284
Mahoney, George W. "Mike" "Big Mike" 97BosN 98StLN																				
12/7/73	Boston, Mass	1/3/40	R	?	6'4	220	4	9	1	1	0	0	0	1	0	—	0	.111	.111	.111
Massey, William Harry "Bill" "Big Bill" 94CinN																				
1/?/71	Philadelphia, Pa.	10/9/40	R	R	6'	190	13	53	15	7	3	0	0	5	3	2	0	.283	.340	.321
McAtee, Michael James "Bub" 71ChiNA 72TroNA																				
3/?/45	Troy, N.Y.	10/18/76	?	R	6'1	160	51	261	65	64	11	3	0	25	6	4	5	.249	.314	.271
McCauley, Allen A. "Al" 84IndA 90PhiN 91WasA																				
3/4/63	Indianapolis, Ind.	8/24/17	L	L	6'	180	192	677	170	106	30	16	2	78	99	51	17	.251	.352	.357
McFadden, Guy G. "Guy" 95StLN																				
9/3/72	Topeka, Kan.	3/10/11	L	?	?	?	4	14	3	1	0	0	0	2	0	2	0	.214	.214	.214
McGann, Dennis Lawrence "Dan" 96BosN 98BalN 99BroN 99WasN 00StLN																				
7/15/71	Shelbyville, Ky.	12/13/10	B	R	6'	190	448	1644	496	317	54	36	18	284	132	10	88	.302	.411	.390
McGuinness, John James "John" 76NYN 79SyrN 84PhiU																				
??/57	?, Ireland	12/19/16	?	?	5'10½	150	66	275	67	32	9	2	0	4	5	6	—	.244	.291	.257
McKinnon, Alexander J. "Al" "Alex" 84NYN 85-86StLN 87PitN																				
8/14/56	Boston, Mass.	7/24/87	R	?	5'11½	170	386	1572	465	209	82	30	13	219	45	125	16	.296	.411	.315
McMahon, John Henry "Jack" 92-93NYN																				
10/15/69	Waterbury, Conn.	12/30/94	R	L	5'10	185	51	177	43	26	7	8	1	28	12	9	3	.243	.390	.295
McQuery, William Thomas "Mox" 84CinU 85DetN 86KCN 90SyrA 91WasA																				
6/28/61	Garrard Co., Ky.	6/12/00	R	?	6'4	?	417	1581	429	231	73	18	13	160	123	92	33	.271	.365	.327
McSorley, John Bernard "Trick" 75RedsNA 84ToIA 85StLN 86StLA																				
12/16/52	St. Louis, Mo.	2/9/36	R	R	5'4	142	28	94	23	15	5	0	0	3	5	1	3	.245	.298	.257
McVey, Calvin Alexander "Cal" 71-72BosNA 73BalNA 74-75BosNA 76-77ChiN 78-79CinN																				
8/30/50	Montrose, Iowa	8/20/26	R	R	5'9	170	530	2513	869	555	133	44	11	449	30	51	26	.346	.447	.354
Mills, Everett "Ev" "Everett" 71OlyNA 72-73BalNA 74-75HarNA 76HarN																				
1/20/45	Newark, N.J.	6/22/08	?	?	6'1	174	337	1525	433	283	62	21	2	204	12	9	10	.284	.355	.290
*Moffett, Joseph William "Joe" 84ToIA																				
6/?/59	Wheeling, W. Va.	2/24/35	?	?	6'	179	56	204	41	17	5	3	0	—	2	—	—	.201	.255	.209
Morrill, John Francis "John" "Honest John" 76-88BosN 89WasN 90BosP																				
2/19/55	Boston, Mass.	4/2/32	R	R	5'10½	155	1265	4912	1275	821	239	80	43	643	358	656	61	.260	.367	.310

FIRST BASEMEN

Birth Date	Birth Place	Death Date	B	T	HGT	WGT	G	AB	H	R	2B	3B	HR	RBI	BB	SO	SB	BA	SA	OBP
Motz, Frank H. "Frank" 90PhiN 93-94CinN																				
10/1/68	Freeburg, Pa.	3/18/44	?	?	6'	160	62	227	54	25	11	1	2	37	29	12	6	.238	.322	.337
Murnane, Timothy Hayes "Tim" 72ManNA 73-74AthNA 75PhiNA 76-77BosN 78ProN 84BosU																				
6/4/52	Naugatuck, Conn.	2/7/17	L	R	5'9½	172	383	1632	426	336	32	9	5	<u>130</u>	60	<u>54</u>	<u>39</u>	.261	.301	.287
O'Brien, William Smith "Billy" 84StPU 84KCU 87-89WasN 90BroA																				
3/14/60	Albany, N.Y.	5/26/11	R	R	6'	185	356	1424	364	164	59	22	32	<u>206</u>	59	<u>88</u>	<u>26</u>	.256	.395	.289
O'Connor, Daniel Cornelius "Dan" 90LouA																				
8/11/68	Guelph, Ont., Can.	3/3/42	L	R	6'2	185	6	26	12	3	1	1	0	5	1	—	5	.462	.577	.481
O'Neill, Dennis "Dennie" 93StLN																				
11/22/66	Holyoke, Mass.	11/15/12	L	L	6'2½	200	7	25	3	3	0	0	0	2	4	0	3	.120	.120	.241
Orr, David L. "Dave" "Sadie" 83NYA 83NYN 83-87NYA 88BroA 89ColA 90BroP																				
9/29/59	New York, N.Y.	6/3/15	R	R	5'11	250	791	3289	1126	536	198	108	37	<u>627</u>	98	<u>50</u>	<u>66</u>	.342	.502	.366
Phelan, Daniel T. "Dan" 90LouA																				
7/23/64	Thomaston, Conn.	12/7/45	L	?	5'10	175	8	32	8	4	1	1	0	4	0	—	1	.250	.344	.250
Phillips, William B. "Bill" 79-84CleN 85-87BroA 88KCA																				
4/?/57	St. John, N.B., Canada	10/7/00	R	R	5'10	202	1038	4255	1130	562	214	98	17	534	178	<u>215</u>	<u>39</u>	.266	.374	.299
Powell, James Edwin "Jim" 84VirA 85PhiA																				
8/30/59	Richmond, Va.	11/20/29	R	?	5'10	170	60	226	49	28	8	7	0	<u>5</u>	8	—	—	.217	.314	.234
Powell, Martin J. "Martin" "Mart" 81-83DetN 84CinU																				
3/25/56	Fitchburg, Mass.	2/5/88	L	L	6'	170	229	1163	329	213	43	11	3	<u>115</u>	75	<u>59</u>	—	.283	.347	.326
Power, Thomas E. "Tom" 90BaLA																				
Unknown	San Francisco, Ca.	2/25/98	?	?	5'11	164	38	125	26	11	3	1	0	6	13	—	6	.208	.248	.293
Pratt, Thomas Jefferson "Tom" 71AthNA																				
1/24/44	Chelsea, Mass.	9/28/08	?	L	5'7½	150	1	6	2	2	0	0	0	1	0	0	0	.333	.333	.333
Prince, Walter Farr "Walter" 83LouA 84DetN 84WasA 84WasU																				
5/9/61	Amherst, N.H.	3/2/38	L	R	5'9	150	55	202	42	23	3	2	1	<u>1</u>	16	<u>4</u>	—	.208	.257	.276
Reilly, John Good "John" "Long John" 80CinN 83-89CinA 90-91CinN																				
10/5/58	Cincinnati, Ohio	5/31/37	R	R	6'3	178	1142	4684	1352	898	215	139	69	740	157	<u>156</u>	<u>245</u>	.289	.438	.325
Rogers, James F. "Jim" 96WasN 96-97LouN																				
4/9/72	Hartford, Conn.	1/21/00	?	?	5'7½	180	151	594	140	82	17	12	3	90	47	<u>23</u>	20	.236	.320	.294
Rothfuss, John Albert "Jack" 97PitN																				
4/18/72	Newark, N. J.	4/20/47	R	R	5'11½	195	35	115	36	20	3	1	2	18	5	—	3	.313	.409	.352
Ryan, Daniel R. "Cyclone" 87NYA 91BosN																				
?/?/66	Cappagh White, Ireland	1/30/17	?	R	6'	200	9	33	7	4	1	0	0	3	3	0	1	.212	.242	.278
Scanlan, Mortimer J. "Mort" 90NYN																				
3/18/61	Chicago, Ill.	12/29/28	?	?	6'1	186	3	10	0	0	0	0	0	0	2	5	1	.000	.000	.000
Schoeneck, Louis N. "Jumbo" 84Chi-PitU 84BalU 88-89IndA																				
3/3/62	Chicago, Ill.	1/20/30	R	R	6'3	223	170	657	186	79	30	4	2	<u>28</u>	20	<u>27</u>	<u>12</u>	.283	.407	.389
Schomberg, Otto H. "Otto" b. Shambrick 86PitA 87-88IndN																				
11/14/64	Milwaukee, Wis.	5/3/27	L	L	?	?	214	777	220	155	29	23	7	122	123	<u>44</u>	34	.283	.407	.389

FIRST BASEMEN

Birth Date	Birth Place	Death Date	B	T	HGT	WGT	G	AB	H	R	2B	3B	HR	RBI	BB	SO	SB	BA	SA	OBP
Scott, Milton Parker "Milt" "Mikado Milt" 82ChiN 84-85DetN 85PitA 86BalA																				
1/17/61	Chicago, Ill.	11/3/38	R	R	5'9	160	341	1285	293	107	42	10	5	132	40	<u>78</u>	<u>11</u>	.228	.288	.257
Smith, John Joseph "Jack" "Big Jack" 82TroN 82WorN																				
?/?/58	San Francisco, Ca.	1/6/99	?	?	5'11	210	54	219	53	37	7	5	0	19	8	34	—	.242	.320	.269
Smith, Samuel J. "Skyrocket" 88LouA																				
3/19/68	Baltimore, Md.	4/26/16	R	?	6'2	170	58	206	49	27	9	4	1	31	24	—	5	.238	.335	.349
Spies, Henry "Harry" 95CinN 95LouN																				
6/12/66	New Orleans, La.	7/8/42	R	R	5'11½	170	86	326	85	44	14	8	2	40	14	21	4	.261	.371	.305
Start, Joseph "Joe" "Old Reliable" "Rocks" 71-75MutNA 76NYN 77HarN 78ChiN 79-85ProN 86WasN																				
10/14/42	New York, N.Y.	3/27/27	L	L	5'9	165	1071	4743	1417	852	148	67	15	544	164	109	<u>18</u>	.299	.367	.323
Stearns, Daniel Eckford "Dan" "Ecky" "Old Man Fresh" 80BufN 81DetN 82CinA 83-85BalA 85BufN 89KCA																				
10/17/61	Buffalo, N.Y.	6/28/44	B	R	6'1	185	509	2025	491	295	72	36	8	<u>173</u>	173	<u>117</u>	<u>67</u>	.242	.325	.306
Sullivan, John Frank "Chub" 77-78CinN 80WorN																				
1/12/56	Boston, Mass.	9/12/81	R	R	6'	164	112	442	114	55	10	5	0	25	7	15	—	.258	.303	.269
Swan, Andrew J. "Andy" 84WasA 84VirA																				
8/?/58	Falls Twp., Pa.	Unknown	?	?	?	?	8	31	8	5	1	0	0	—	0	—	—	.258	.290	.258
Sweeney, Jeremiah H. "Jerry" 84KCU																				
?/?/60	Boston, Mass.	8/25/91	?	?	5'9½	157	31	129	34	16	3	0	0	—	4	—	—	.264	.287	.286
Taylor, Harry Leonard "Harry" 90-91LouA 92LouN 93BalN																				
4/4/66	Halsey Valley, N.Y.	7/12/55	L	?	6'2	160	438	1754	502	311	30	12	3	176	213	<u>64</u>	108	.286	.322	.367
Taylor, Zachary H. "Zach" 74BalNA																				
Unknown	Unknown	Unknown	?	?	?	?	13	48	12	3	0	0	0	3	0	1	0	.250	.250	.250
*Tebeau, Oliver Wendell "Pat" "Patsy" 87ChiN 89CleN 90CleP 91-98CleN 99-00StLN																				
12/5/64	St. Louis, Mo.	5/15/18	R	R	5'8	163	1167	4618	1290	671	196	57	27	735	319	<u>198</u>	164	.279	.364	.332
Tenney, Frederick "Fred" 94-00BosN																				
11/26/71	Georgetown, Mass.	7/3/52	L	L	5'9	155	673	2701	869	545	105	35	8	361	256	<u>26</u>	115	.322	.398	.383
Tobin, William F. "Bill" 80WorN 80TroN																				
10/10/54	Hartford, Conn.	10/10/12	L	?	?	?	38	152	24	15	1	1	0	11	4	25	—	.158	.178	.179
Toy, James Madison "Jim" 87CleA 90BroA																				
2/20/58	Beaver Falls, Pa.	3/13/19	R	R	5'6	160	153	583	123	67	23	5	1	63	28	—	10	.211	.273	.251
Tucker, Thomas Joseph "Tommy" "Foghorn" "Tommy Talker" 87-89BalA 90-97BosN 97WasN 98BroN 98StLN 99CleN																				
10/28/63	Holyoke, Mass.	10/22/35	B	R	5'11	165	1688	6482	1882	1084	240	85	42	932	481	<u>223</u>	352	.290	.373	.364
Veach, Walter William "Peekie" "Peekaboo" 84KCU 87LouN 90CleN 90PitN																				
6/15/62	Indianapolis, Ind.	11/12/37	?	?	6'	175	100	353	76	39	12	6	3	<u>37</u>	51	<u>31</u>	<u>9</u>	.215	.309	.319
Virtue, Jacob Kitchline "Jake" "Guesses" 90-94CleN																				
3/2/65	Philadelphia, Pa.	2/3/43	B	L	5'9½	165	474	1764	483	321	60	50	7	256	275	140	50	.274	.376	.376
Werden, Percival Wheritt "Perry" 84StLU 88WasN 90ToLA 91BalA 92-93StLN 97LouN																				
7/21/65	St. Louis, Mo.	1/9/34	R	R	6'2	220	695	2746	774	444	109	87	26	<u>439</u>	282	<u>140</u>	<u>151</u>	.282	.413	.359
Whistler, Lewis W. "Lew" b. Wissler 90-91NYN 92BalN 92-93LouN 93StLN																				
3/10/68	St. Louis, Mo.	12/30/59	L	R	5'10½	178	272	1014	247	150	29	28	12	133	100	156	39	.244	.363	.318

FIRST BASEMEN

Birth Date	Birth Place	Death Date	B	T	HGT	WGT	G	AB	H	R	2B	3B	HR	RBI	BB	SO	SB	BA	SA	OBP
White, William Edward "Bill" 79ProN																				
10/?/60	Milner, Ga.	Unknown	?	?	?	?	1	4	1	1	0	0	0	0	0	1	—	.250	.250	.250
Wills, Davis Bowles "Dave" 99LouN																				
1/26/77	Charlottesville, Va.	10/12/59	L	L	?	?	24	94	21	15	3	1	0	12	2	—	1	.223	.277	.240
NO POSITION																				
Foster, Oscar E. "Reddy" 96NYN																				
8/?/64	Richmond, Va.	12/19/08	?	?	?	?	1	1	0	0	0	0	0	0	0	0	0	.000	.000	.000

Note: Foster was the first player in major league history to see action exclusively as a pinch hitter; in the minors he was primarily a catcher and first baseman.

SECOND BASEMEN

Birth Date	Birth Place	Death Date	B	T	HGT	WGT	G	AB	H	R	2B	3B	HR	RBI	BB	SO	SB	BA	SA	OBP
Ardner, Joseph A. "Joe" 84CleN 90CleN																				
2/2/758	Mt. Vernon, Ohio	9/15/35	R	R	?	160	110	415	88	34	14	2	0	39	18	64	9	.212	.255	.248
Barkley, Samuel E. "Sam" 84ToIA 85StLA 86PitA 87PitN 88-89KCA																				
5/24/58	Wheeling, W. Va.	4/20/12	R	R	5'11½	180	582	2329	602	362	125	39	10	231	176	44	51	.258	.359	.314
Barnes, Charles Roscoe "Ross" 71-75BosNA 76-77ChiN 79CinN 81BosN																				
5/8/50	Mt. Morris, Ill.	2/5/15	R	R	5'8½	145	499	2391	860	698	146	47	6	346	116	65	103	.360	.468	.389
Bassett, Charles Edwin "Charlie" 84-85ProN 86KCN 87-89IndN 90-92NYN 92LouN																				
2/9/63	Central Falls, R.I.	5/28/42	R	R	5'10	150	917	3493	806	392	114	49	15	402	239	312	116	.231	.304	.285
Beavens, Edward P. "E.P." (aka Bevens) 71TroNA 72AtINA																				
?/?/48	Troy, N.Y.	Unknown	?	R	5'8	138	13	58	15	13	2	0	0	7	1	0	2	.257	.293	.271
Beck, Ervin Thomas "Erve" "Lizzie" "Dutch" 99BroN																				
7/19/78	Toledo, Ohio	12/23/16	R	R	5'10	168	8	24	4	2	2	0	0	2	0	—	0	.167	.250	.167
Benedict, Arthur Melville "Art" 83PhiN																				
3/31/62	Cornwall, Ill.	1/14/48	R	R	?	?	3	15	4	3	1	0	0	4	0	4	—	.267	.333	.267
#Berry, Charles Joseph "Charlie" 84AltU 84KCU 84Chi-PitU																				
9/6/60	Elizabeth, N.J.	1/22/40	R	R	5'11	175	43	170	38	21	8	1	1	—	1	—	—	.224	.300	.228
Bierbauer, Louis W. "Lou" (aka Bauer) 86-89PhiA 90BroP 91-96PitN 97-98StLN																				
9/28/65	Erie, Pa.	1/31/26	L	R	5'8	140	1385	5713	1524	821	209	95	34	839	268	130	206	.267	.354	.301
Bittman, Henry Peter "Red" b. Bittmann 89KCA																				
7/22/62	Cincinnati, Ohio	11/8/29	?	?	?	?	4	14	4	2	0	0	0	2	1	1	1	.286	.286	.333
Bonner, Frank J. "Frank" "Flea" 94-95BaIN 95StLN 96BroN 99WasN																				
8/20/69	Lowell, Mass.	12/31/05	R	R	5'7½	169	153	600	161	88	33	8	3	88	43	22	25	.268	.370	.324
Bryant, George F. "George" 85DetN																				
2/10/57	Bridgeport, Conn.	6/12/07	?	?	?	?	1	4	0	0	0	0	0	1	0	2	—	.000	.000	.000
Burdock, John Joseph "Jack" 72-73AtINA 74MutNA 75HarNA 76-77HarN 78-88BosN 88BroA 91BroN																				
4/?/52	Brooklyn, N.Y.	11/27/31	R	R	5'9½	158	1187	4915	1231	778	164	50	18	501	140	328	59	.250	.315	.273

SECOND BASEMEN

Birth Date	Birth Place	Death Date	B	T	HGT	WGT	G	AB	H	R	2B	3B	HR	RBI	BB	SO	SB	BA	SA	OBP
Campbell, Samuel "Sam" 90PhiA																				
Unknown	Philadelphia, Pa.	Unknown	?	?	?	?	2	5	0	0	0	0	0	0	1	2	0	.000	.000	.167
Carey, Roger J. "Roger" 87NYN																				
??/65	New York, N.Y.	2/8/95	?	?	?	?	1	4	0	0	0	0	0	2	0	1	0	.000	.000	.000
Childs, Clarence Algernon "Cupid" "Fatty" 88PhiN 90SyrA 91-98CleN 99StLN 00ChiN																				
8/14/67	Calvert Co., Md.	11/18/12	L	R	5'8	185	1394	5386	1660	1190	196	101	20	722	961	<u>117</u>	266	.308	.393	.418
Clare, Dennis J. "Denny" 72AtlNA																				
1/?/53	Brooklyn, N.Y.	11/26/28	?	?	?	?	2	7	1	1	0	0	0	0	0	0	0	.143	.143	.143
Clark, William Winfield "Win" "Texas Win" 97LouN																				
4/11/75	Circleville, Ohio	4/15/59	R	R	5'10	175	4	16	3	2	0	0	0	2	1	—	1	.188	.188	.235
Collins, Charles Augustine "Chub" 84BufN 84IndA 85DetN																				
10/12/57	Dundee, Ont., Can.	5/20/14	B	R	5'11½	165	97	362	71	50	9	3	0	<u>26</u>	23	47	—	.196	.238	.244
Collins, Hubert B. "Hub" 86-88LouA 88-89BroA 90-92BroN																				
4/15/64	Louisville, Ky.	5/21/92	R	R	5'8	160	680	2779	790	653	127	38	11	319	332	<u>164</u>	335	.284	.369	.365
Connor, James Matthew "Jim" b. O'Connor 92ChiN 97-99ChiN																				
5/11/63	Port Jervis, N.Y.	5/3/50	R	R	5'10½	179	293	1058	247	117	26	15	3	129	85	<u>7</u>	27	.233	.295	.296
Coridan, Philip F. "Phil" (aka Caridan) 84Chi-PitU																				
8/19/58	Walpole, Ind.	7/1/15	L	?	?	?	2	7	1	1	0	0	0	—	0	—	—	.143	.143	.143
Crane, Samuel Newhall "Sam" 80BufN 83NYA 84CinU 85-86DetN 86StLN 87WasN 90NYN 90PitN																				
1/2/54	Springfield, Mass.	6/26/25	R	R	6'0	190	373	1359	276	183	30	18	3	<u>45</u>	60	<u>127</u>	<u>25</u>	.203	.258	.237
Craver, William H. "Bill" 71TroNA 72-73BalNA 74PhiNA 75CenNA 75AthNA 76NYN 77LouN																				
6/?/44	Troy, N.Y.	6/17/01	R	R	5'9	160	339	1567	455	330	63	33	2	228	27	34	<u>40</u>	.290	.377	.302
Creamer, George W. "George" b. Triebel 78MilN 79SyrN 80-82WorN 83-84PitA																				
??/55	Philadelphia, Pa.	6/27/86	R	R	6'2	?	500	1862	400	234	55	28	1	<u>99</u>	71	<u>89</u>	—	.215	.276	.244
Croft, Henry T. "Harry" 99LouN 99PhiN																				
8/1/75	Chicago, Ill.	12/11/33	?	?	?	?	4	9	1	0	0	0	0	0	1	—	0	.111	.111	.200
Cronin, Daniel T. "Dan" 84Chi-PitU 84StLU																				
4/1/57	S. Boston, Mass.	11/30/85	?	?	5'8	170	2	9	1	1	0	0	0	—	0	—	—	.111	.111	.111
Crooks, John Charles "Jack" "Charles" 89-91Cola 92-93StLN 95-96WasN 96LouN 98StLN																				
11/9/65	St. Paul, Minn.	2/2/18	R	R	5'10	170	795	2783	671	537	74	44	21	314	612	<u>195</u>	220	.241	.322	.386
Curley, Walter James "Doc" 99ChiN																				
3/12/74	Upston, Mass	9/23/20	R	R	?	?	10	37	4	7	0	1	0	2	3	—	0	.108	.162	.233
*Daly, Thomas Peter "Tom" "Tido" 87-88ChiN 89WasN 90-96BroN 98-00BroN																				
2/7/66	Philadelphia, Pa.	10/29/38	B	R	5'7	170	1173	4227	1188	818	177	81	44	610	554	<u>402</u>	324	.281	.393	.371
Delaney, William L. "Bill" 90CleN																				
3/4/63	Cincinnati, Ohio	3/1/42	R	R	5'10	170	36	116	22	16	1	1	1	7	21	19	5	.190	.241	.314
*Demontreville, Eugene Napoleon "Gene" (aka Demont) 94PitN 95-97WasN 98BalN 99ChiN 99BalN 00BroN																				
3/26/74	St. Paul, Minn.	2/18/35	R	R	5'8	165	642	2504	785	403	98	26	12	369	143	<u>35</u>	180	.313	.388	.356
Dougherty, Charles William "Charlie" 84AltU																				
2/7/62	Darlington, Wis.	2/18/25	?	?	?	?	23	85	22	6	5	0	0	—	2	—	—	.259	.318	.276

SECOND BASEMEN

Birth Date	Birth Place	Death Date	B	T	HGT	WGT	G	AB	H	R	2B	3B	HR	RBI	BB	SO	SB	BA	SA	OBP
Driscoll, Dennis F. "Denny" 85BufN																				
10/10/62	Providence, R.I.	2/21/01	?	?	?	?	7	19	3	2	0	0	0	0	2	5	—	.167	.197	.194
Dunlap, Frederick C. "Fred" "Dunny" "Sure Shot" 80-83CleN 84StLU 85-86StLN 86-87DetN 88-90PitN 90NYP 91WasA																				
5/21/59	Philadelphia, Pa.	12/1/02	R	R	5'8	165	965	3974	1159	759	224	53	41	366	283	263	85	.292	.406	.340
Egan, William "Bill" "Bad Bill" 91StLA 93ChiN 98PitN																				
6/1/69	Camden, N.J.	2/13/05	?	?	?	?	107	377	90	66	13	7	4	50	57	59	26	.239	.342	.348
Evers, Thomas Francis "Tom" 82BaLA 84WasU																				
3/31/52	Troy, N.Y.	3/23/25	?	L	5'9	135	110	431	99	54	6	1	0	—	7	—	—	.230	.248	.242
Fair, George T. "Bobby" (aka Thayer) 76NYN																				
1/13/56	Boston, Mass.	2/12/39	?	?	5'7½	140	1	4	0	0	0	0	0	0	0	0	—	.000	.000	.000
Farrell, John A. "Jack" 79SyrN 79-85ProN 86PhiN 86-87WasN 88-89BaLA																				
7/5/57	Newark, N.J.	2/10/14	R	R	5'9	165	884	3613	877	584	148	55	23	370	197	205	87	.243	.333	.283
Fleet, Frank H. "Frank" 71MutNA 72EckNA 73ResNA 74AtlNA 75StLNA 75AtlNA																				
?/?/48	New York, N.Y.	6/13/00	?	?	?	?	88	372	85	53	6	0	0	37	3	7	2	.228	.245	.235
Flood, Timothy A. "Tim" 99StLN																				
3/13/77	Montgomery City, Mo.	6/15/29	L	R	5'9	160	10	31	9	0	0	0	0	3	4	—	1	.290	.290	.371
Forster, Thomas W. "Tom" 82DetN 84PitA *(84NYA) 85-86NYA																				
5/1/59	New York, N.Y.	7/17/46	R	R	5'9	153	180	666	131	76	15	4	1	40	49	12	9	.197	.236	.256
Fouser, William C. "Bill" 76PhiN																				
10/?/55	Philadelphia, Pa.	3/1/19	?	?	?	?	21	89	12	11	0	1	0	2	0	0	—	.135	.157	.135
Galvin, John A. "John" 72AtlNA																				
8/?/42	Brooklyn, N.Y.	4/20/04	?	?	5'7	178	1	4	0	0	0	0	0	0	0	0	0	.000	.000	.000
Gavern, ? 74AtlNA																				
Unknown	Unknown	Unknown	?	?	?	?	1	4	0	1	0	0	0	0	0	0	0	.000	.000	.000
*Geiss, Emil August "Emil" 87ChiN																				
3/20/67	Chicago, Ill.	10/4/11	R	R	5'11	170	3	12	1	0	0	0	0	0	0	7	0	.083	.083	.083
*Geiss, William J. "Bill" b. Geiss 84DetN																				
7/15/58	Chicago, Ill.	9/18/24	?	?	5'10	164	75	283	50	22	11	4	2	16	6	60	—	.177	.265	.194
Gerhardt, John Joseph "Joe" "Move Up Joe" 73WasNA 74BaINA 75MutNA 76-77LouN 78-79CinN 81DetN 83-84LouA 85-87NYN 87NYA 90BroA 90StLA 91LouA																				
2/14/55	Washington D. C.	3/11/22	R	R	6'	160	1071	4140	939	493	122	55	7	382	162	195	37	.227	.286	.259
*Gilbert, Harry H. "Harry" 90PitN																				
7/7/69	Pottstown, Pa.	12/23/09	?	?	?	?	2	8	2	1	0	0	0	0	0	3	0	.250	.250	.250
Gill, James Clifford "Jim" 89StLA																				
7/?/66	Unknown	4/10/23	?	?	?	?	2	8	2	2	1	0	0	1	1	2	1	.250	.375	.333
*Gleason, William J. "Kid" 88-91PhiA 92-94StLN 94-95BaIN 96-00NYN																				
10/26/66	Camden, N.J.	1/2/33	B	R	5'7	158	1127	4241	1128	657	110	54	9	530	287	131	215	.266	.324	.316
Glenalvin, Robert J. "Bob" b. Edward A. Dowling 90ChiN 93ChiN																				
1/17/67	Indianapolis, Ind.	3/24/44	B	R	5'9	160	82	311	88	54	13	4	4	38	26	34	37	.283	.389	.352

SECOND BASEMEN

Birth Date	Birth Place	Death Date	B	T	HGT	WGT	G	AB	H	R	2B	3B	HR	RBI	BB	SO	SB	BA	SA	OBP
Greenwood, William F. "Bill"			82PhiA	84BroA	87-88BaA	89CoLA	90RocA													
?/~/57	Philadelphia, Pa.	5/2/02	B	L	5'7½	180	574	2170	490	381	56	26	8	<u>185</u>	201	<u>71</u>	<u>194</u>	.226	.287	.298
Hach, Irvin William "Irv" "Major"			97LouN																	
6/6/73	Louisville, Ky.	8/13/36	R	R	?	?	16	51	11	5	2	0	0	3	5	—	1	.216	.255	.322
Haldeman, John Avery "John"			77LouN																	
12/2/55	PeeWee Valley, Ky.	9/17/99	L	R	5'10	175	1	4	0	0	0	0	0	0	0	0	—	.000	.000	.000
Hall, James "Jim"			72AtlNA	74AtlNA	75WesNA															
Unknown	Unknown	1/30/86	?	?	?	?	16	69	20	9	0	2	0	7	1	0	0	.290	.348	.300
Hallman, William Wilson "Bill"			88-89PhiN	90PhiP	91PhiA	92-97PhiN	97StLN	98BroN												
3/31/67	Pittsburgh, Pa.	9/11/20	R	R	5'8	160	1243	5114	1450	890	203	72	21	679	368	<u>283</u>	177	.284	.364	.338
Hawkes, Thorndike Proctor "Thorny"			79TroN	84WasA																
10/15/52	Danvers, Mass.	2/2/29	R	R	5'8	135	102	401	94	40	10	3	0	<u>20</u>	8	<u>14</u>	—	.234	.274	.249
Hellings, ?			75AtlNA																	
Unknown	Philadelphia, Pa.	Unknown	?	?	?	?	1	4	1	0	0	0	0	0	0	0	0	.250	.250	.250
Hengle, Emery J. "Moxie"			84Chi-PitU	84StPU	85BufN															
10/7/57	Chicago, Ill.	12/11/24	R	?	5'8	144	35	133	24	13	3	2	0	<u>0</u>	4	<u>2</u>	—	.180	.233	.204
Hickey, Michael Francis "Mike"			99BosN																	
12/25/71	Chicopee, Mass.	6/11/18	R	R	5'10½	150	1	3	1	0	0	0	0	0	0	—	0	.333	.333	.333
Higgins, William Edward "Bill"			88BosN	90StLA	90SyrA															
9/8/61	Wilmington, Del.	4/25/19	?	R	5'9	155	82	316	76	45	8	2	0	40	25	<u>3</u>	8	.241	.278	.296
Hiland, John William "John"			85PhiN																	
9/~/60	Baltic R.I.	4/10/01	L	L	5'8½	165	3	9	0	0	0	0	0	0	0	4	—	.000	.000	.000
Houseman, John Franklin "Frank"			94ChiN	97StLN																
1/10/70	?, Holland	11/4/22	?	R	?	160	84	293	74	39	9	7	0	25	33	<u>3</u>	18	.253	.331	.344
Howe, John "Shorty"			90NYN	93NYN																
Unknown	New York, N.Y.	Unknown	?	?	?	?	20	69	14	5	0	0	0	6	3	2	4	.203	.203	.247
Hutchinson, Edwin Forrest "Ed"			90ChiN																	
5/19/67	Pittsburgh, Pa.	7/19/34	L	R	5'11	175	4	17	1	0	1	0	0	0	0	0	0	.059	.118	.059
Jackson, Samuel "Sam"			71BosNA	72AtlNA																
3/24/49	Ripon, England	8/4/30	R	R	5'5½	160	19	88	19	17	5	3	0	11	1	4	0	.216	.341	.225
Johnson, Albert L. "Al" "Abe" "Albie"			96-97LouN																	
1/19/74	London, Ont. Can.	Unknown	L	L	5'9½	165	73	248	59	26	8	2	0	37	17	<u>6</u>	2	.238	.286	.289
Johnson, Caleb Clark "Caleb"			71CleNA																	
5/23/44	Fulton, Ill.	3/7/25	?	?	?	?	16	67	15	10	1	0	0	7	0	1	1	.224	.239	.224
Jones, Charles F. "Charlie"			84BroA																	
10/24/61	New York, N.Y.	9/15/22	?	?	?	?	25	90	16	10	1	0	0	—	5	—	—	.178	.189	.221
Jones, Henry Monroe "Henry"			84DetN																	
5/10/57	New York, N.Y.	5/31/55	R	?	5'6	149	34	127	28	24	3	1	0	3	16	18	—	.220	.260	.308
Kearns, Thomas J. "Tom" "Dasher"			80BufN	82DetN	84DetN															
11/9/59	Rochester, N.Y.	12/7/38	R	R	5'7	160	27	99	20	11	2	1	0	8	2	14	—	.202	.242	.218

SECOND BASEMEN

Birth Date	Birth Place	Death Date	B	T	HGT	WGT	G	AB	H	R	2B	3B	HR	RBI	BB	SO	SB	BA	SA	OBP
Keerl, George Henry "George" 75ChiNA																				
4/10/47	Baltimore, Md.	9/9/23	R	R	5'7	145	6	23	3	2	0	0	0	3	0	2	0	.130	.130	.130
Keister, William Hoffman "Bill" "Wagon Tongue" 96BalN 98BosN 99BalN 00StLN																				
8/17/71	Baltimore, Md.	8/19/24	L	R	5'5½	168	287	1108	340	187	53	26	4	154	44	5	69	.307	.412	.350
Kenny, John "John" 72AtlNA																				
3/3/46	New York, N.Y.	Unknown	?	?	?	?	5	19	0	0	0	0	0	1	0	1	0	.000	.000	.000
Kernan, Joseph "Joe" 73MarNA																				
Unknown	Baltimore, Md.	Unknown	?	?	?	?	2	8	3	1	0	0	0	1	0	0	0	.375	.375	.375
Kimball, Eugene Boynton "Gene" 71CleN																				
8/31/50	Rochester, N.Y.	8/2/82	?	?	5'10	160	29	131	25	18	1	0	0	9	3	2	5	.191	.198	.209
Klusman, William F. "Billy" 88BosN 90StLA																				
3/24/65	Cincinnati, Ohio	6/24/07	R	R	5'10½	185	43	172	36	18	8	1	3	22	6	13	4	.209	.320	.236
Krueger, Arthur William "Otto" "Oom Paul" 99CleN 00StLN																				
9/17/76	Chicago, Ill.	2/20/61	R	R	5'7	165	25	79	24	12	4	2	1	5	18	—	1	.304	.444	.440
Lajoie, Napoleon "Nap" "Larry" 96-00PhiN																				
9/5/74	Woonsocket, R.I.	2/7/59	R	R	6'1	195	492	2091	721	421	147	62	32	458	49	11	87	.345	.520	.374
Larkin, Frank S. "Terry" 76NYN 77HarN 78-79ChiN 80TroN 84VirA																				
?/?/56	Brooklyn, N.Y.	9/16/94	R	R	?	?	223	845	198	105	29	15	1	69	42	68	—	.234	.308	.273
LaRoque, Simeon Henry Jean "Sam" 88DetN 90-91PitN 91LouA																				
2/26/63	St. Mathias, Ont. Can.	6/5/33	R	R	5'11	190	124	482	120	66	22	5	2	50	41	39	28	.249	.328	.326
Laughlin, Benjamin "Ben" 73ResNA																				
Unknown	Unknown	Unknown	?	?	?	?	12	51	12	3	0	0	0	5	0	0	0	.235	.235	.235
Lowe, Charles "Charlie" 72AtlNA																				
Unknown	Baltimore, Md.	Unknown	?	?	?	?	7	31	5	2	0	0	0	3	0	2	0	.161	.161	.161
Lowe, Robert Lincoln "Bobby" "Link" 90-00BosN																				
7/10/65	Pittsburgh, Pa.	12/8/51	R	R	5'10	150	1284	5132	1483	956	175	70	67	839	394	215	239	.289	.390	.347
Lyons, Patrick Jerry "Pat" 90CleN																				
3/?/60	Belleville, Ont., Can.	1/20/14	R	R	5'7	155	11	38	2	2	1	0	0	1	4	4	0	.053	.079	.143
Mack, Joseph "Reddy" b. McNamara 85-88LouA 89-90BalA																				
5/2/66	?, Ireland	12/30/16	?	?	5'8	182	550	2062	524	381	87	36	6	262	275	79	83	.254	.340	.352
Madison, Arthur "Art" 95PhiN 99PitN																				
1/14/71	Clarksburg, Mass.	1/27/33	R	R	5'9	165	53	152	44	26	5	4	0	27	12	1	5	.289	.375	.345
Manning, Timothy Edward "Tim" 82ProN 83-85BalA 85ProN																				
12/3/53	Henley-on-the-Thames, Eng.	6/11/34	R	R	5'10	170	200	730	138	99	28	6	2	24	56	24	—	.189	.252	.256
Mappes, George Richard "Dick" "George" 85BalA 86StLN																				
12/25/65	St. Louis, Mo.	2/20/34	?	?	?	?	12	33	6	3	0	1	0	0	2	5	0	.182	.242	.229
Martin, Albert DeGroot "Al" (aka May) 72EckNA 74-75AtlNA																				
8/?/47	New York, N.Y.	5/17/15	?	?	?	?	17	73	12	4	0	0	0	3	0	1	0	.164	.164	.164
Martin, Alphonse Case "Fahney" 72TroNA 72EckNA 73MutNA																				
8/4/45	New York, N.Y.	5/24/33	?	?	5'7	148	74	337	82	52	4	2	0	37	2	8	4	.243	.267	.246

SECOND BASEMEN

Birth Date	Birth Place	Death Date	B	T	HGT	WGT	G	AB	H	R	2B	3B	HR	RBI	BB	SO	SB	BA	SA	OBP
McClellan, William Henry "Bill" 78ChiN 81ProN 83-84PhiN 85-88BroA 88CleA																				
3/22/56	Chicago, Ill.	7/3/29	B	L	5'5½	156	792	3197	773	533	129	33	6	304	274	<u>95</u>	<u>132</u>	.242	.308	.305
McCormick, James Ambrose "Jim" (aka McManus) 92StLN																				
11/2/68	Spencer, Mass.	2/1/48	R	R	6'1	160	3	11	0	0	0	0	0	0	1	5	0	.000	.000	.083
McCoy, Arthur Gray "Art" 89WasN																				
7/16/64	Danville, Pa.	3/22/04	?	?	?	168	2	6	0	0	0	0	0	0	2	1	0	.000	.000	.250
McGeary, Michael Henry "Mike" 71TroNA 72-74AthNA 75PhiNA 76-77StLN 79-80ProN 80-81CleN 82DetN																				
?/?/51	Philadelphia, Pa.	Unknown	R	R	5'7	138	547	2481	684	484	56	13	0	236	26	60	<u>66</u>	.276	.309	.283
McPhee, John Alexander "Bid" 82-89CinA 90-99CinN																				
11/1/59	Massena, N.Y.	1/3/43	R	R	5'8	152	2138	8304	2258	1684	303	189	53	1072	982	<u>229</u>	568	.272	.373	.355
McQuaid, Mortimer Martin "Marty" 91StLA 98WasN																				
6/28/61	Chicago, Ill.	3/5/28	?	?	5'9	160	5	15	4	1	2	0	0	1	0	<u>1</u>	1	.267	.400	.267
McSweeney, Paul A. "Paul" 91StIA																				
4/3/67	St. Louis, Mo.	8/12/51	?	?	?	?	3	12	3	2	1	0	0	2	0	0	1	.250	.333	.308
Meister, John F. "John" 86-87NYA																				
5/10/63	Allentown, Pa.	1/28/23	?	?	5'8	175	84	343	79	59	13	5	3	42	20	—	10	.230	.324	.277
Merrill, Edward Mason "Ed" 82LouA 82WorN 84IndA																				
5/22/60	Maysville, Ky.	1/29/46	?	?	5'11	176	58	204	36	14	3	1	0	<u>4</u>	6	<u>1</u>	—	.176	.201	.204
Millard, Frank E. "Frank" 90StIA																				
7/4/65	E. St. Louis, Ill.	7/4/92	?	?	?	?	1	1	0	0	0	0	0	0	1	—	0	.000	.000	.500
Miller, Frank A. "Kohly" 92WasN 92StLN 97PhiN																				
1/?/74	Cumru Township, Pa.	3/29/51	?	?	?	?	5	18	2	2	0	0	0	1	2	<u>1</u>	0	.111	.111	.200
Miller, Joseph Wick "Joe" 72NatNA 75WesNA 75ChiNA																				
7/24/50	?, Germany	9/28/91	?	?	5'10½	169	29	108	15	5	1	0	0	1	0	10	0	.139	.148	.139
Mohler, Ernest Follette "Kid" 94WasN																				
12/13/70	Oneida, Ill.	11/4/61	R	L	5'4½	145	3	9	1	0	0	0	0	0	2	4	0	.111	.111	.273
Munn, Horatio Brinsmade "Horatio" 75AtINA																				
7/26/51	Newark, N.J.	2/17/10	?	?	?	?	1	4	0	0	0	0	0	0	0	0	0	.000	.000	.000
Murphy, Daniel Francis "Danny" 00NYN																				
8/11/76	Philadelphia, Pa.	11/22/55	R	R	5'9	175	22	74	20	11	1	0	0	6	8	—	4	.270	.284	.341
Myers, James Albert "Al" "Cod" 84MilU 85PhiN 86KCN 87-89WasN 89-91PhiN																				
10/22/63	Danville, Ill.	12/24/27	R	R	5'8½	165	834	3222	788	429	135	34	13	<u>359</u>	294	<u>263</u>	<u>111</u>	.245	.320	.314
Nicholson, Thomas Clark "Parson" 88DetN 90ToIA 95WasN																				
4/14/63	Blaine, Ohio	2/28/17	?	?	5'9	148	168	646	169	96	20	15	5	86	51	<u>11</u>	58	.262	.362	.325
O'Brien, Jeremiah "Jerry" 87WasN																				
2/2/64	New York, N.Y.	7/4/11	?	?	?	?	1	4	0	0	0	0	0	0	0	2	0	.000	.000	.000
O'Brien, John Joseph "John" "Chewing Gum" 91BroN 93ChiN 95-96LouN 96-97WasN 99BaIN 99PitN																				
7/13/66	St. John, N.B., Can.	5/13/13	L	R	5'9	175	501	1910	486	246	47	17	12	229	154	<u>58</u>	24	.254	.316	.322
O'Brien, Peter James "Pete" 90ChiN																				
6/16/67	Chicago, Ill.	6/30/37	R	R	5'9½	165	27	106	30	15	7	0	3	16	5	10	4	.283	.434	.315

SECOND BASEMEN

Birth Date	Birth Place	Death Date	B	T	HGT	WGT	G	AB	H	R	2B	3B	HR	RBI	BB	SO	SB	BA	SA	OBP
O'Brien, Thomas H. "Tom" 82WorN 83BalA 84BosU 85BalA 87NYA 90RocA																				
6/22/60	Salem, Mass.	4/21/21	R	R	6'1	185	270	1111	257	158	50	20	4	<u>61</u>	52	<u>10</u>	<u>16</u>	.231	.323	.267
Owens, Thomas Llewellyn "Red" 99PhiN																				
11/1/74	Pottsville, Pa.	8/21/52	R	R	?	?	8	21	1	0	0	0	0	1	2	—	0	.048	.048	.130
Padden, Richard Joseph "Dick" "Brains" 96-98PitN 99WasN																				
9/17/70	Martins Ferry, Ohio	10/31/22	R	R	5'10	165	457	1650	443	244	47	31	8	186	111	<u>9</u>	64	.268	.349	.335
Parent, Frederick Alfred "Freddy" 99StLN																				
11/25/75	Biddeford, Me.	11/2/72	R	R	5'7	154	2	8	1	0	0	0	0	1	0	—	0	.125	.125	.125
Peak, Elias "Elias" 84BosU 84PhiU																				
5/23/59	Philadelphia, Pa.	12/17/16	?	?	?	?	55	218	44	37	6	4	0	—	8	—	—	.202	.266	.230
Pettee, Patrick E. "Pat" 91LouA																				
1/10/63	Natick, Mass.	10/9/34	R	R	5'10	170	2	6	1	1	0	0	0	0	3	1	1	.167	.167	.444
Pfeffer, Nathaniel Frederick "Fred" "Fritz" "Dandelion" 82TroN 83-89ChiN 90ChiP 91ChiN 92-95LouN 96NYN 96-97ChiN																				
3/17/60	Louisville, Ky.	4/10/32	R	R	5'10½	184	1671	6560	1673	1096	231	120	94	1021	527	<u>498</u>	383	.255	.370	.312
Phelan, James Dickson "Dick" "Daddy" 84BalU 85BufN 85StLN																				
12/10/54	Towanda, Pa.	2/13/31	R	?	?	?	107	422	102	66	14	3	4	<u>4</u>	12	<u>5</u>	—	.242	.318	.263
Pickett, John Thomas "John" 89KCA 90PhiP 92BalN																				
2/20/66	Chicago, Ill.	7/4/22	R	R	5'10½	186	169	749	189	115	16	12	5	88	58	48	21	.252	.326	.311
Pierce, Grayson S. "Gracie" 82LouA 82BalA 83ColA 83NYN 84NYA																				
Unknown	New York, N.Y.	8/28/94	R	R	?	?	84	307	57	21	4	2	0	<u>2</u>	5	<u>9</u>	—	.186	.212	.199
*Pierson, Edmund Dana "Dick" 85NYA																				
10/24/57	Wilkes-Barre, Pa.	7/20/22	?	R	?	?	3	9	1	1	0	0	0	0	2	—	—	.111	.111	.273
Quest, Joseph L. "Joe" 71CleNA 78IndN 79-82ChiN 83DetN 83-84StLA 84PitA 85DetN 86PhiA																				
11/16/52	New Castle, Pa.	11/14/24	R	R	5'6	150	596	2295	499	300	78	17	1	<u>161</u>	104	<u>161</u>	<u>5</u>	.217	.267	.252
Quinn, Joseph J. "Joe" 84StLU 85-86StLN 88-89BosN 90BosP 91-92BosN 93-96StLN 96-98BalN 98StLN 99CleN 00StLN 00CinN																				
12/25/64	Sydney, Australia	11/12/40	R	R	5'7	158	1703	6617	1733	860	217	68	28	<u>762</u>	354	<u>215</u>	<u>261</u>	.262	.328	.303
Reid, William Alexander "Billy" 83BalA 84PitA																				
5/17/67	London, Ont. Can.	6/26/40	L	R	6'	170	43	167	44	25	5	0	0	—	8	—	—	.263	.293	.301
Reilly, William Henry "Josh" 96ChiN																				
5/9/68	San Francisco, Ca.	6/12/38	R	?	5'8	160	9	42	9	6	1	0	0	2	1	1	2	.214	.238	.233
Reilly, Joseph J. "Joe" 85NYA																				
??/61	New York, N.Y.	Unknown	?	?	5'10	140	10	40	7	6	3	0	0	3	2	—	—	.175	.250	.214
Reitz, Henry P. "Heinie" "Pepper" 93-97BalN 98WasN 99PitN																				
6/29/67	Chicago, Ill.	11/10/14	L	R	5'7	158	724	2744	801	447	108	65	11	463	266	<u>99</u>	122	.292	.391	.363
Richardson, ? 84Chi-PitU																				
Unknown	Boston, Mass.	Unknown	R	R	5'4	136	1	4	0	0	0	0	0	—	0	—	—	.000	.000	.000
Richardson, Abram Harding "Hardy" "Hardie" "Old True Blue" 79-85BufN 86-88DetN 89BosN 90BosP 91BosA 92WasN 92NYN																				
4/21/55	Clarksboro, N.J.	1/14/31	R	R	5'9½	170	1331	5642	1688	1120	303	126	70	822	377	445	<u>205</u>	.299	.435	.344
Richardson, Daniel "Danny" 84-89NYN 90NYP 91NYN 92WasN 93BroN 94LouN																				
1/25/63	Elmira, N.Y.	9/12/26	R	R	5'8	165	1131	4451	1129	676	149	52	32	558	283	289	<u>225</u>	.254	.332	.301

SECOND BASEMEN

Birth Date	Birth Place	Death Date	B	T	HGT	WGT	G	AB	H	R	2B	3B	HR	RBI	BB	SO	SB	BA	SA	OBP
Ritchey, Claude Cassius "Claude" "Little All Right" 97CinN 98-99LouN 00PitN																				
10/5/73	Emlenton, Pa.	11/8/51	B	R	5'6½	167	523	1904	536	251	55	23	10	232	166	—	69	.282	.350	.348
Ritter, Charles J. "Charlie" 85BufN																				
Unknown	Unknown	Unknown	?	?	?	?	2	6	1	0	0	0	0	0	0	2	—	.000	.000	.000
*Robinson, Frederic Henry "Fred" 84CinU																				
7/6/56	South Acton, Mass.	12/18/33	R	R	?	?	3	13	3	1	0	0	0	—	0	—	—	.231	.231	.231
Robinson, William H. "Yank" 82DetN 84BalU 85-89StLA 90PitP 91CinA 91StLA 92WasN																				
9/19/59	Philadelphia, Pa.	8/25/94	R	R	5'6½	175	978	3428	825	697	148	44	16	399	664	181	272	.241	.324	.375
Rothermel, Edward Hill "Bobby" 99BalN																				
12/18/70	Fleetwood, Pa.	2/11/27	R	?	5'6½	148	10	21	2	1	0	0	0	3	1	—	0	.095	.095	.136
*Shaffer, Zachary Taylor "Taylor" b. Shafer 84AltU 84KCU 84BalU 90PhiA																				
7/13/66	Philadelphia, Pa.	10/27/45	?	?	?	?	135	512	95	58	8	6	0	21	46	—	19	.186	.225	.255
Shannon, Daniel Webster "Dan" 89LouA 90PhiP 90NYP 91WasA																				
3/23/65	Bridgeport, Conn.	10/24/13	?	?	5'9	175	242	964	225	171	36	21	8	111	77	107	54	.233	.339	.291
Shinnick, Timothy James "Tim" "Dandy" "Good Eye" 90-91LouA																				
11/6/67	Exeter, N.H.	5/18/44	B	R	5'10½	155	259	929	222	164	25	22	2	134	116	46	98	.239	.320	.332
Simpson, Martin "Marty" 73MarNA																				
Unknown	Baltimore, Md.	Unknown	?	?	?	?	5	15	2	4	0	0	0	2	0	0	0	.133	.133	.133
Smiley, William B. "Bill" 74BalNA 82StLA 82BaLA																				
??/56	Baltimore, Md.	7/11/84	?	?	?	?	77	308	60	33	4	2	0	0	6	0	0	.195	.221	.210
Smith, Charles Marvin "Pop" 80CinN 81CleN 81BufN 81WorN 82PhiA 82LouA 83-84CoLA 85-86PitA 87-89PitN 89-90BosN 91WasA																				
10/12/56	Digby, N.S., Can.	4/18/27	R	R	5'11	170	1112	4238	941	643	141	87	24	358	325	345	160	.222	.313	.287
Smith, George Henry "Heinie" 97-98LouN 99PitN																				
10/24/71	Pittsburgh, Pa.	6/25/39	R	R	5'9½	160	71	250	58	30	10	1	1	32	14	—	9	.232	.292	.284
Smith, Harry W. "Harry" 77ChiN 77CinN 89LouA																				
2/5/56	North Vernon, Ind.	6/4/98	R	R	6'	175	35	132	20	11	3	1	0	7	5	12	0	.220	.258	.248
Smith, Thomas N. "Tom" 75AtlNA																				
??/51	Guelph, Ont. Can.	3/28/89	R	?	5'8	140	3	13	1	0	0	0	0	1	0	0	0	.077	.077	.077
Somerville, Edward G. "Ed" 75CenNA 75NHNA 76LouN																				
3/1/53	Philadelphia, Pa.	10/1/77	R	R	5'7	158	111	449	90	49	13	1	0	27	3	12	2	.200	.234	.206
Stewart, Asa "Ace" 95ChiN																				
2/14/69	Terre Haute, Ind.	4/17/12	R	R	5'10	176	97	365	88	52	8	10	8	76	39	40	14	.241	.384	.314
Stouch, Thomas Carl "Tom" 98Lou																				
12/2/69	Perrysville, Ohio	10/7/56	R	R	6'2	165	4	16	5	4	1	0	0	6	1	—	0	.313	.375	.353
Stricker, John A. "Cub" b. Streaker 82-85PhiA 87-88CleA 89CleN 90CleP 91BosA 92StLN 92BalN 93WasN																				
6/8/59	Philadelphia, Pa.	11/19/37	R	R	5'3	158	1196	4635	1107	790	128	47	12	411	414	105	278	.239	.294	.306
Strief, George Andrew "George" 79CleN 82PitA 83-84StLA 84KCU 84Chi-PitU 84CleN 85PhiA																				
10/16/56	Cincinnati, Ohio	4/1/46	R	R	5'7	172	362	1360	281	145	50	14	5	64	64	28	—	.207	.275	.242
Sweasy, Charles Hames "Charlie" b. Swasey 71OlyNA 72CleNA 73BosNA 74BalNA 74AtlNA 75ResNA 76CinN 78ProN																				
11/2/47	Newark, N.J.	3/30/08	R	R	5'9	172	166	670	130	67	11	2	0	39	17	30	3	.194	.219	.214

SECOND BASEMEN

Birth Date	Birth Place	Death Date	B	T	HGT	WGT	G	AB	H	R	2B	3B	HR	RBI	BB	SO	SB	BA	SA	OBP
Troy, John Joseph "Dasher" 81-82DetN 82ProN 83NYN 84-85NYA																				
5/8/56	New York, N.Y.	3/30/38	R	R	5'5	154	292	1127	274	166	42	20	4	<u>51</u>	41	<u>52</u>	—	.243	.327	.274
Truby, Harry Garvin "Harry" "Bird Eye" 95-96ChiN 96PitN																				
5/12/70	Ironton, Ohio	3/21/53	?	L	5'11	185	70	260	73	31	5	2	2	50	18	16	12	.281	.338	.342
Walksum, ? 72EckNA																				
Unknown	Unknown	Unknown	?	?	?	?	1	2	0	0	0	0	0	0	0	0	0	.000	.000	.000
Wentz, John George "Jack" b. Wernz 91LouA																				
3/4/63	Louisville, Ky.	9/14/07	R	R	5'10½	175	1	4	1	0	0	0	0	0	0	0	0	.250	.250	.250
West, William O. "Billy" 74AtlNA 76NYN																				
8/15/53	Williamsburg, N.Y.	10/27/28	?	?	?	?	10	39	8	4	1	0	0	2	1	2	0	.205	.231	.225
Wood, ? 74BalNA																				
Unknown	Unknown	Unknown	?	?	?	?	1	5	0	0	0	0	0	0	0	1	0	.000	.000	.000
Wood, James Leon "Jimmy" 71ChiNA 72TroNA 72EckNA 73PhiNA																				
12/1/43	Quebec, Canada	11/30/27	?	R	5'8½	150	102	488	162	162	33	12	3	82	25	6	28	.332	.467	.365
Wright, Patrick Francis "Pat" 90ChiN																				
7/5/65	Pottsville, Pa.	5/29/43	B	R	6'2	190	1	2	0	0	0	0	0	0	1	0	0	.000	.000	.333
Yewell, Edwin Leonard "Ed" 84WasA 84WasU																				
8/22/62	Washington D. C.	9/15/40	?	?	?	?	28	97	23	14	3	1	0	—	1	—	—	.237	.289	.253

THIRD BASEMEN

Birth Date	Birth Place	Death Date	B	T	HGT	WGT	G	AB	H	R	2B	3B	HR	RBI	BB	SO	SB	BA	SA	OBP
Abbatichio, Edward James "Ed" "Batty" 97-98PhiN																				
4/1/77	Latrobe, Pa.	1/6/57	R	R	5'11	170	28	102	24	9	4	0	0	14	8	—	4	.235	.275	.297
Ake, John Leckie "John" 84BalA																				
8/29/61	Altoona, Pa.	5/11/87	R	R	6'1	180	13	52	10	1	0	1	0	2	0	—	—	.192	.231	.208
Alberts, Augustus Peter "Gus" 84PitA 84WasU 88CleA 91MilA																				
?/?/61	Reading, Pa.	5/7/12	R	R	5'6½	180	120	426	84	62	10	6	1	<u>50</u>	52	<u>5</u>	<u>27</u>	.197	.256	.298
Allen, Cyrus Alban "Jack" 79SyrN 79CleN																				
10/2/55	Woodstock, Ill.	4/21/15	R	R	?	160	27	108	16	14	3	2	0	7	2	14	—	.148	.213	.164
Alvord, William Charles "Billy" "Uncle Bill" 85StLN 89KCA 90ToLA 91CleN 91WasA 93CleN																				
8/?/63	St. Louis, Mo.	Unknown	?	?	5'10	187	265	1069	270	129	31	30	3	109	44	<u>83</u>	<u>27</u>	.253	.346	.284
Andrus, William Wyman "Wyman" 85ProN																				
10/14/58	Orono Ont., Can.	6/17/35	?	?	5'6½	155	1	4	0	0	0	0	0	0	0	1	—	.000	.000	.000
Atherton, Charles Morgan Herbert "Charlie" "Prexy" 99WasN																				
11/19/74	New Brunswick, N.J.	12/19/35	R	R	5'10	160	65	242	60	28	5	6	0	23	21	—	3	.248	.318	.313
Ball, Arthur Clark "Art" 94StLN 98BalN																				
4/?/76	?, Kentucky	12/26/15	?	R	?	168	33	84	16	7	2	0	0	8	7	<u>1</u>	2	.190	.214	.261

THIRD BASEMEN

Birth Date	Birth Place	Death Date	B	T	HGT	WGT	G	AB	H	R	2B	3B	HR	RBI	BB	SO	SB	BA	SA	OBP
Barber, Charles D. "Charlie" 84CinU																				
?/~/54	Philadelphia, Pa.	11/23/10	R	R	?	?	55	204	41	38	1	4	0	—	11	—	—	.201	.245	.242
Battam, Lawrence J. "Larry" 95NYN																				
5/1/78	Brooklyn, N.Y.	1/27/38	?	?	5'11	166	2	4	1	0	0	0	0	0	2	1	0	.250	.250	.500
Battin, Joseph V. "Joe" 71CleNA 73-74AthNA 75StLNA 76-77StLN 82-84PitA 84Chi-PitU 84BalU 90SyrA																				
11/11/51	Philadelphia, Pa.	12/10/37	R	R	?	?	480	1953	439	228	51	25	3	143	40	36	26	.224	.281	.240
Bellan, Estaban Enrique "Steve" 71-72TroNA 73MutNA																				
?/~/50	?, Cuba	8/8/32	?	?	5'6	154	60	275	69	52	9	3	0	43	11	2	5	.251	.305	.280
Bishop, Frank H. "Frank" 84Chi-PitU																				
9/21/60	Belvidere, Ill.	6/18/29	?	?	?	?	4	16	3	1	1	0	0	—	0	—	—	.188	.250	.188
Bliss, Frank Eugene "Frank" 78MilN																				
12/10/52	Chicago, Ill.	1/8/29	?	?	?	?	2	8	1	1	0	0	0	0	0	0	—	.125	.125	.125
Boland, ? 75AtINA																				
Unknown	Unknown	Unknown	?	?	?	?	1	4	0	0	0	0	0	0	0	0	0	.000	.000	.000
Bradley, William Joseph "Bill" 99-00ChiN																				
2/13/78	Cleveland, Ohio	3/11/54	R	R	6'	185	157	573	165	89	27	9	7	67	39	—	18	.288	.403	.341
Brannock, Michael J. "Mike" 71ChiNA 75ChiNA																				
10/25/51	Douglas, Mass.	10/7/81	?	?	5'8	162	5	23	2	4	0	0	0	0	0	0	2	.087	.087	.087
Brown, Edward P. "Ed" 82StLA 84ToIA																				
Unknown	Chicago, Ill.	Unknown	?	R	?	178	59	213	38	17	3	0	0	—	6	—	—	.178	.192	.201
Burke, James Timothy "Jimmy" "Sunset Jimmy" 98CleN 99StLN																				
10/12/74	St. Louis, Mo.	3/26/42	R	R	5'7	160	15	44	6	2	1	0	0	1	3	—	1	.136	.159	.191
Burke, Joseph A. "Joe" 90StLA 91CinA																				
12/7/67	Nashville, Tenn.	11/3/40	?	?	5'7	160	3	10	5	3	0	0	0	3	1	2	0	.500	.500	.583
Burns, Thomas Everett "Tom" 80-91ChiN 92PitN																				
3/30/57	Honesdale, Pa.	3/19/02	R	R	5'7	152	1251	4920	1299	722	236	69	39	683	270	454	162	.264	.364	.303
Buttery, Frank "Frank" 72ManNA																				
5/13/51	Silvermine, Conn.	12/16/02	?	?	?	?	18	93	20	16	0	0	0	7	0	2	0	.215	.215	.215
Callaghan, Patrick J. "Pat" 84IndA																				
Unknown	New York, N.Y.	Unknown	?	?	?	?	62	258	67	38	8	5	2	—	8	—	—	.250	.353	.282
*Camp, Robert Plantagenet Llewellyn "Lew" 92StLN 93-94ChiN																				
2/23/68	Columbus, Ohio	10/1/48	L	R	6'1½	175	88	334	77	57	12	8	4	31	37	52	42	.231	.350	.311
Carpenter, Warren William "Hick" 79SyrN 80CinN 81WorN 82-89CinA 92StLN																				
8/16/55	Grafton, Mass.	4/18/37	R	L	5'11	186	1118	4637	1202	720	142	47	18	543	112	91	158	.259	.322	.281
Casey, James Patrick "Doc" 98-99WasN 99-00BroN																				
3/15/70	Lawrence, Mass.	12/31/36	B	R	5'6	157	172	674	177	91	18	8	1	61	29	—	43	.263	.318	.304
Casey, Orrin Robinson "Bob" 82DetN																				
1/26/59	Adolphustown, Ont., Can.	11/28/36	R	?	5'11	190	9	39	9	5	2	1	1	7	0	15	—	.231	.410	.231

THIRD BASEMEN

Birth Date	Birth Place	Death Date	B	T	HGT	WGT	G	AB	H	R	2B	3B	HR	RBI	BB	SO	SB	BA	SA	OBP
Cleveland, Elmer Ellsworth "Elmer"			84CinU	88NYN	88PitN	91ColA														
9/15/62	Washington D.C.	10/8/13	R	R	5'11	190	80	298	78	52	11	5	4	<u>20</u>	24	<u>33</u>	<u>8</u>	.255	.366	.317
Clingman, William Frederick "Billy"			90CinN	91CinA	95PitN	96-99LouN	00ChiN													
11/21/69	Cincinnati, Ohio	5/14/58	B	R	5'11	150	682	2310	566	337	75	24	6	240	250	<u>94</u>	86	.245	.306	.324
Collins, James Joseph "Jimmy"			95BosN	95LouN	96-00BosN															
1/16/70	Buffalo, N.Y.	3/6/43	R	R	5'9	178	770	3026	925	535	146	48	40	533	222	<u>32</u>	83	.306	.425	.364
Connell, Patrick J. "Pat"			86NYA	90BroA																
?/?/62	Brooklyn, N.Y.	3/5/92	?	?	6'1	180	12	45	9	7	2	1	0	3	7	—	3	.200	.289	.308
Corey, Frederick Harrison "Fred"			78ProN	80-82WorN	83-85PhiA															
?/?/55	Coventry, R.I.	11/27/12	R	R	5'7	160	432	1738	427	239	70	43	7	<u>124</u>	60	<u>70</u>	—	.246	.348	.273
Coughlin, William Paul "Bill" "Scranton Bill"			99WasN																	
7/12/78	Scranton, Pa.	5/7/43	R	R	5'9	140	6	24	3	2	0	1	0	3	1	—	1	.125	.208	.160
*Cross, Lafayette Napoleon "Lave"			b. Ratislav Kriz	87-88LouA	89PhiA	90PhiP	91-97PhiN	98StLN	99CleN	99-00StLN	00BroN									
5/12/66	Milwaukee, Wis.	9/6/27	R	R	5'8½	155	1431	5694	1664	896	241	91	41	893	333	<u>90</u>	201	.292	.388	.334
Davis, James J. "Jumbo"			84KCU	86-87BalA	88-89KCA	89StLA	*(89BroA)	90StLA	90BroA	91WasA										
9/5/61	New York, N.Y.	2/14/21	L	R	5'11	195	453	1723	468	266	69	37	14	<u>270</u>	108	<u>41</u>	<u>151</u>	.272	.379	.322
Delahanty, Thomas James "Tom"			94PhiN	96CleN	96PitN	97LouN														
3/9/72	Cleveland, Ohio	1/10/51	L	R	5'8	175	19	67	16	13	5	0	0	6	8	<u>5</u>	4	.239	.313	.329
Denny, Jeremiah Dennis "Jerry"			b. Eldridge	81-85ProN	86StLN	87-89IndN	90-91NYN	91CleN	91PhiN	93-94LouN										
3/16/59	New York, N.Y.	8/16/27	R	R	5'11½	180	1237	4946	1282	714	238	76	74	667	173	602	<u>130</u>	.260	.384	.287
Donnelly, James B. "Jim"			84IndA	85DetN	86KCN	87-89WasN	90StLA	91ColA	96BalN	97PitN	97NYN	98StLN								
7/19/65	New Haven, Conn.	3/5/15	R	R	5'10½	155	660	2411	552	324	57	28	2	<u>237</u>	170	<u>144</u>	<u>173</u>	.229	.278	.284
Donnelly, James J. "Jim"			84KCU																	
Unknown	Unknown	Unknown	?	?	?	?	6	23	3	2	1	0	0	—	1	—	—	.130	.174	.167
#Doscher, John Henry Sr. "Herm"			72-73AtlNA	75WasNA	79TroN	79ChiN	81-82CleN													
12/20/52	New York, N.Y.	3/20/34	R	R	5'10	182	109	436	98	36	14	0	0	40	2	33	<u>1</u>	.225	.257	.228
Drauby, Jacob C. "Jake" "Scrap Iron"			b. Taubert	92WasN																
?/?/65	Harrisburg, Pa.	Unknown	?	?	5'10	163	10	34	7	3	0	1	0	3	2	12	0	.206	.265	.250
East, Henry H. "Harry"			82BalA																	
4/?/63	St. Louis, Mo.	6/2/05	?	?	?	?	1	4	0	0	0	0	0	—	0	—	—	.000	.000	.000
Esterbrook, Thomas Jefferson "Tom" "Tommy" "Ester" "Dude"			80BufN	82CleN	83-84NYA	5-86NYN	8NYA	88IndN	88-89LouA	90NYN	91BroN									
6/20/57	Staten Island, N.Y.	4/30/01	R	R	5'11	167	701	2837	741	387	120	34	6	<u>210</u>	70	<u>129</u>	<u>55</u>	.261	.334	.284
Farrell, Joseph F. "Joe"			82-84DetN	86BalA																
?/?/57	Brooklyn, N.Y.	4/17/93	R	?	5'6	160	353	1489	345	187	43	15	5	132	35	<u>115</u>	5	.232	.291	.249
Ferguson, Robert Vavasour "Bob"			71MutNA	72-74AtlNA	75HarNA	76-77HarN	78ChiN	79-82TroN	83PhiN	84PitA										
1/31/45	Brooklyn, N.Y.	5/3/94	B	R	5'9	149	824	3467	920	544	102	30	1	<u>357</u>	128	<u>126</u>	<u>16</u>	.265	.313	.292
Fields, George W. "George"			72ManNA																	
7/?/53	Waterbury, Conn.	9/22/33	?	?	?	?	18	86	19	17	3	1	0	14	0	2	0	.221	.279	.221
Fisher, Charles G. "Charles"			b. Fish	84KCU	84Chi-PitU															
3/10/52	Boxford, Mass.	2/18/17	L	R	5'8	143	11	43	10	4	2	0	0	—	1	—	—	.233	.279	.250

THIRD BASEMEN

Birth Date	Birth Place	Death Date	B	T	HGT	WGT	G	AB	H	R	2B	3B	HR	RBI	BB	SO	SB	BA	SA	OBP
Flaherty, Patrick Henry "Pat" 94LouN																				
1/31/66	St. Louis, Mo.	1/28/46	R	?	5'9	166	39	150	43	15	5	3	0	15	10	7	2	.287	.360	.331
Flynn, Edward J. "Ed" 87CleA																				
6/25/64	Chicago, Ill.	8/28/29	L	?	5'9	165	7	27	5	0	1	0	0	4	1	—	3	.185	.222	.214
Foley, William Brown "Will" 75ChiNA 76-77CinN 78MilN 79CinN 81DetN 84Chi-PitU																				
11/15/55	Chicago, Ill.	11/12/16	R	R	5'9½	150	253	982	224	112	23	10	0	<u>76</u>	20	<u>62</u>	<u>0</u>	.228	.271	.244
*Fuller, Henry W. "Harry" 91StLA																				
12/5/62	Cincinnati, Ohio	12/12/95	?	?	5'8	160	1	2	0	0	0	0	0	0	0	1	0	.000	.000	.000
Gilbert, Peter "Pete" 90-91BaLA 92BalN 94BroN 94LouN																				
9/6/67	Baltic, Conn.	1/1/12	?	R	5'8	180	206	761	184	120	20	9	5	105	54	<u>87</u>	48	.242	.311	.321
Gilman, James Joseph "Jim" 93CleN																				
6/14/70	Unknown	12/21/12	?	R	?	?	2	7	2	1	0	0	0	1	0	2	0	.286	.286	.286
Gladman, John Henry "Buck" "The Level" b. Gladmon 83PhiN 84WasA 86WasN																				
11/?/63	Washington D.C.	1/13/90	?	?	?	?	101	380	56	35	10	6	2	<u>15</u>	15	<u>32</u>	<u>5</u>	.147	.221	.186
*Gleason, John Day "Jack" 77StLN 82-83StLA 83LouA 84StLU 85StLN 86PhiA																				
7/14/54	St. Louis, Mo.	9/4/44	R	R	?	170	343	1425	384	253	59	14	9	<u>31</u>	95	<u>2</u>	<u>8</u>	.269	.349	.320
Goldsmith, Wallace M. "Wally" b. Warren M. Goldsmith 71KekNA 72OlyNA 73MarNA 75WesNA																				
10/?/48	?, Maryland	9/16/15	?	?	5'7	146	42	184	34	15	3	0	0	18	4	4	0	.185	.201	.202
Graham, James J. "Jim" 89PhiA																				
?/?/65	Philadelphia, Pa.	12/31/96	?	?	?	?	4	18	3	0	0	0	0	0	0	0	0	.167	.167	.167
Gray (aka Grey), William Tolan "Bill" 90-91PhiN 95-96CinN 98PitN																				
4/15/71	Philadelphia, Pa.	12/8/32	?	?	5'11	175	292	1033	250	126	44	14	1	141	71	<u>32</u>	23	.242	.315	.303
Green, James R. "Jim" 84WasU																				
5/22/54	Windham Cty., Conn.	Unknown	?	?	?	?	10	36	5	4	1	0	0	—	0	—	—	.139	.167	.139
Gremminger, Lorenzo Edward "Ed" "Scrimmage" "Battleship" 95CleN																				
3/30/74	Canton, Ohio	5/26/42	R	R	6'1	200	20	78	21	10	1	0	0	15	5	13	0	.269	.282	.313
Hague, William L. "Bill" "Limpy" b. Haug 75StLNA 76-77LouN 78-79ProN																				
?/?/52	Philadelphia, Pa.	Unknown	R	R	5'9	164	301	1276	303	134	23	2	2	114	19	90	<u>3</u>	.237	.264	.249
Hankinson, Frank Edward "Frank" 78-79ChiN 80CleN 81TroN 83-84NYN 85-87NYA 88KCA																				
4/29/56	New York, N.Y.	4/5/11	R	R	5'11	168	849	3272	747	410	122	39	13	344	170	<u>211</u>	<u>31</u>	.228	.301	.267
Harrington, Joseph C. "Joe" 95-96BosN																				
12/21/69	Fall River, Mass.	9/13/33	R	R	5'8½	162	72	264	58	47	5	5	3	38	26	22	5	.220	.311	.295
Harris, Charles Jenkins "Charlie" 99BaIN																				
10/21/77	Macon, Ga.	3/14/63	R	R	5'8	200	30	68	19	16	3	0	0	1	3	—	4	.279	.324	.319
Hartman, Frederick Orrin "Fred" "Dutch" 94PitN 97StLN 98-99NYN																				
4/25/68	Allegheny, Pa.	11/11/38	R	R	5'8	170	348	1353	387	190	44	31	7	192	79	<u>11</u>	43	.286	.380	.337
Hickman, Charles Taylor "Charlie" "Piano Legs" 97-99BosN 00NYN																				
3/4/76	Taylorstown, Pa.	4/19/34	R	R	5'11½	215	167	597	190	85	23	24	10	115	20	—	11	.318	.528	.361
Hill, Belden L. "Belden" "Deacon" 90BaLA																				
8/24/64	Kewanee, Ill.	10/22/34	R	R	6'	?	9	30	5	3	2	0	0	2	3	—	6	.167	.233	.306

THIRD BASEMEN

Birth Date	Birth Place	Death Date	B	T	HGT	WGT	G	AB	H	R	2B	3B	HR	RBI	BB	SO	SB	BA	SA	OBP
Hoffmeister, Jesse H. "Jesse" "The Dutchman" b. Hoffmaster 97PitN																				
6/?/72	Toledo, Ohio	1/14/33	?	R	?	?	48	188	58	33	6	9	3	36	8	—	6	.309	.484	.337
Householder, Charles F. "Charlie" 84Chi-PitU																				
?/?/56	Harrisburg, Pa.	12/26/08	R	R	5'7	150	83	310	74	32	12	5	1	—	12	—	—	.239	.319	.267
Irwin, Charles Edwin "Charlie" 93-95ChiN 96-00CinN																				
2/15/69	Clinton, Ill.	9/21/25	B	R	5'10	160	728	2725	747	447	107	42	14	405	220	42	49	.274	.359	.337
*Irwin, John "John" 82WorN 84BosU 86PhiA 87-89WasN 90BufP 91BosA 91LouA																				
7/21/61	Toronto, Ont. Can.	2/28/34	L	R	5'10	168	322	1269	312	222	55	19	3	93	102	74	56	.246	.326	.308
Jacoby, Harry M. "Harry" 82BaLA 85BaLA																				
Unknown	Philadelphia, Pa.	7/22/00	?	?	?	?	42	164	27	21	3	1	1	1	9	—	—	.165	.213	.208
Jones, ? 85NYA																				
Unknown	Unknown	Unknown	?	?	?	?	1	4	1	0	0	0	0	0	0	—	—	.250	.250	.250
Joyce, William Michael "Bill" "Scrappy" 90BroP 91BosA 92BroN 94-96WasN 96-98NYN																				
9/21/65	St. Louis, Mo.	5/8/41	L	R	5'11	185	906	3310	971	822	153	106	70	609	721	282	266	.293	.467	.435
Kelly, Charles H. "Charlie" 83PhiN 86PhiA																				
Unknown	Unknown	Unknown	?	?	?	?	3	10	1	1	0	1	0	0	0	3	0	.100	.300	.100
Kemmer, William Edward "Bill" 95LouN																				
2/?/78	?, Texas	Unknown	R	R	6'2	195	11	38	7	5	0	0	1	3	2	4	0	.184	.263	.225
Kennedy, William Edward "Ed" 84CinU																				
4/5/61	Bellevue, Ky.	12/22/12	R	R	5'7	160	13	48	10	6	1	1	0	—	1	—	—	.208	.271	.224
Kinlock, William Francis "Billy" 95StLN																				
3/31/74	Providence, R.I.	2/15/31	?	?	?	?	1	3	1	0	0	0	0	0	0	2	0	.333	.333	.333
Knowles, James "Jimmy" "Darby" 84PitA 84BroA 86WasN 87NYA 90RocA 92NYN																				
9/5/56	Toronto, Ont. Can.	2/11/12	R	?	5'9	160	357	1388	334	185	40	28	9	132	89	81	83	.241	.329	.288
Kohler, Henry C. "Henry" 71KekNA 73MarNA 74BaNA																				
5/5/52	Baltimore, Md.	8/27/34	?	?	?	?	11	41	5	2	1	0	0	2	0	1	0	.122	.220	.122
Koons, Henry M. "Harry" 84AltU 84Chi-PitU																				
?/?/63	Philadelphia, Pa.	Unknown	R	R	5'8	174	22	81	18	8	2	0	1	—	2	—	—	.222	.272	.241
Kuehne, William J. "Willie" "Bill" "Count" b.Knelme 83-84CoLA 85-86PitA 87-89PitN 90PitP 91CoLA 91-92LouN 92StLN 92CinN																				
10/24/58	Leipzig, Germany	10/27/21	R	R	5'8	185	1085	4277	993	533	145	115	25	403	136	260	150	.232	.337	.258
Kuhns, Charles Benton "Charlie" 97PitN 99BosN																				
10/27/76	Freeport, Pa.	7/15/22	?	?	5'9	160	8	21	5	2	0	0	0	3	3	—	0	.238	.238	.333
Larkin, Patrick A. "Pat" (84WasU)																				
Unknown	West Troy, N.Y.	Unknown	?	?	?	?	17	70	17	11	0	0	0	—	4	—	—	.243	.243	.284
Latham, Walter Arlington "Arlie" "Jimmy Fresh" "The Freshest Man on Earth" 80BufN 83-89StLA 90ChiP 90-95CinN 96StLN 99WasN																				
3/15/60	W. Lebanon, N.H.	11/29/52	R	R	5'8	150	1625	6830	1836	1481	245	85	27	563	589	240	742	.269	.341	.334
Lauder, William "Billy" 98-99PhiN																				
2/23/74	New York, N.Y.	5/20/33	R	R	5'10	160	248	944	251	116	31	13	3	157	53	—	21	.266	.342	.306
Leach, Thomas William "Tommy" 98-99LouN 00PitN																				
11/4/77	French Creek, N.Y.	9/29/69	R	R	5'6½	150	160	576	152	95	11	8	6	734	58	—	27	.264	.342	.332

THIRD BASEMEN

Birth Date	Birth Place	Death Date	B	T	HGT	WGT	G	AB	H	R	2B	3B	HR	RBI	BB	SO	SB	BA	SA	OBP
Lyons, Dennis Patrick Aloysius "Denny" 85ProN 86-90PhiA 91StLA 92NYN 93-94PitN 95StLN 96-97PitN																				
3/12/66	Cincinnati, Ohio	1/2/29	R	R	5'10	185	1123	4300	1334	933	244	69	62	756	623	<u>216</u>	<u>224</u>	.310	.443	.407
Martin, Frank "Frank" 97LouN 98ChiN 99NYN																				
2/28/79	Chicago, Ill.	9/30/24	?	?	?	?	20	66	16	6	2	0	0	1	2	—	0	.242	.273	.275
Mayer, Edward H. "Ed" 90-91PhiN																				
8/16/66	Marshallville, Ill.	5/18/13	?	?	5'8½	158	185	752	167	73	27	9	1	101	36	65	27	.222	.286	.269
McCormick, John "Jerry" 83BalA 84PhiU 84WasU																				
Unknown	Philadelphia, Pa.	9/19/05	?	?	?	?	202	841	220	104	36	10	0	—	7	—	—	.262	.328	.268
McCormick, William J. "Barry" 95LouN 96-00ChiN																				
12/25/74	Maysville, Ky.	1/28/56	?	R	5'9	?	498	1884	463	270	56	28	10	256	157	<u>30</u>	91	.246	.320	.308
McDermott, Thomas Nathaniel "Sandy" 85BalA																				
3/15/66	Zanesville, Ohio	11/23/22	?	?	?	?	1	0	0	0	0	0	0	0	0	0	0	—	—	—
McDonald, James Augustus "Jim" 84WasU 84PitA 85BufN																				
8/6/60	San Francisco, Ca.	9/14/14	R	?	5'9½	180	45	165	24	11	3	0	0	0	2	<u>4</u>	—	.145	.164	.156
McGarr, James B. "Chippy" 84Chi-PitU 86-87PhiA 88StLA 89KCA 89BalA 90BosN 93-96CleN																				
5/10/63	Worcester, Mass.	6/6/04	R	R	5'7	168	827	3256	875	538	116	28	9	<u>388</u>	184	<u>157</u>	<u>267</u>	.269	.330	.311
McGlone, John T. "John" 86WasN 87-88CleA																				
?/~/64	Brooklyn, N.Y.	11/22/27	R	R	5'10	165	80	297	58	38	3	4	1	33	23	<u>3</u>	41	.195	.242	.265
McGraw, John Joseph "John" "Mugsy" 91BalA 92-99BalN 00StLN																				
4/7/73	Truxton, N.Y.	2/25/34	L	R	5'7	155	969	3497	1178	924	104	59	12	425	727	<u>74</u>	398	.337	.411	.465
McGrillis, Mark A. "Mark" 92StLN																				
10/22/72	Philadelphia, Pa.	5/16/35	?	?	6'0	148	1	3	0	0	0	0	0	0	0	1	0	.000	.000	.000
McShannic, Peter Robert "Pete" 88PitN																				
3/20/64	Pittsburgh, Pa.	11/30/46	B	R	5'7	190	26	98	19	5	1	0	0	5	1	9	3	.194	.204	.218
Meister, George B. "George" 84ToLA																				
6/5/64	Dorzbach, Germany	8/24/08	?	?	?	160	34	119	23	9	6	0	0	—	3	—	—	.193	.244	.244
Metcalfe, Albert Tristram "Al" 75MutNA																				
12/31/52	Brooklyn, N.Y.	9/2/14	?	?	?	?	8	32	7	2	0	0	0	1	0	3	2	.219	.219	.219
Meyerle, Levi Samuel "Levi" "Long Levi" 71-72AthNA 73PhiNA 74ChiNA 75PhiNA 76PhiN 77CinN 84PhiU																				
7/~/45	Philadelphia, Pa.	11/4/21	R	R	6'1	177	307	1443	513	306	86	31	10	<u>278</u>	10	<u>14</u>	<u>19</u>	.356	.480	.360
Meyers, Henry L. "Henry" 90PhiA																				
?/~/60	Philadelphia, Pa.	6/28/98	?	?	?	?	5	19	3	2	0	0	0	1	1	—	2	.158	.158	.238
Minnehan, Daniel Joseph "Dan" 95LouN																				
11/28/65	Troy, N.Y.	8/8/29	R	R	5'7½	155	8	34	13	8	0	0	0	6	1	1	0	.382	.382	.400
Morrison, Thomas J. "Tom" 95-96LouN																				
8/~/70	St. Louis, Mo.	3/27/02	?	?	5'3	145	14	49	10	6	1	2	0	4	5	5	0	.204	.306	.276
*Morrissey, John J. "John" 81BufN 82DetN																				
12/30/56	Janesville, Wis.	4/29/84	?	?	?	?	14	54	12	4	2	0	0	3	0	5	—	.222	.259	.222
*Morrissey, Thomas J. "Tom" 84MilU																				
5/~/60	Janesville, Wis.	9/23/41	?	R	5'11	180	12	47	8	3	2	0	0	—	0	—	—	.170	.213	.170

THIRD BASEMEN

Birth Date	Birth Place	Death Date	B	T	HGT	WGT	G	AB	H	R	2B	3B	HR	RBI	BB	SO	SB	BA	SA	OBP
Muldoon, Michael D. "Mike" 82-84CleN 85-86Bala																				
4/9/58	Westmeath Co., Ire.	Unknown	?	?	5'8	165	495	1932	450	254	88	28	10	187	92	<u>134</u>	<u>12</u>	.233	.323	.270
Mulligan, John "John" 84WasU																				
Unknown	Philadelphia, Pa.	Unknown	?	?	?	?	1	4	1	2	0	0	0	—	0	—	—	.250	.250	.250
Mulvey, Joseph H. "Joe" 83ProN 83-89PhiN 90PhiP 91PhiA 92PhiN 93WasN 95Bron																				
10/27/58	Providence, R.I.	8/21/28	R	R	5'11½	178	987	4063	1059	598	157	71	28	532	134	257	147	.261	.355	.287
Myers, James Albert "Bert" 96StLN 98WasN 00PhiN																				
4/8/74	Frederick, Md.	10/12/15	R	R	5'9	181	160	592	150	66	14	12	0	52	56	<u>32</u>	11	.253	.318	.321
Nash, William Mitchell "Billy" 84VirA 85-95BosN 96-98PhiN																				
6/24/65	Richmond, Va.	11/15/29	R	R	5'8½	167	1550	5854	1608	1072	267	87	60	<u>979</u>	803	<u>384</u>	<u>265</u>	.275	.381	.366
Nevin, Alexander Brown "Alexander" 73ResNA																				
10/3/50	Allegheny City, Pa.	10/10/21	?	?	?	?	13	55	11	7	1	2	0	1	1	4	0	.200	.291	.214
Newell, John A. "Jack" 91PitN																				
1/14/68	Wilmington, Del.	1/28/19	R	L	5'9	170	5	18	2	1	0	0	0	2	0	0	0	.111	.111	.111
Nichols, Albert H. "Al" 75AtlNA 76NYN 77LouN																				
Unknown	Brooklyn, N.Y.	Unknown	?	?	5'11	180	95	362	62	25	6	1	0	18	2	11	<u>0</u>	.171	.193	.176
Niles, William E. "Bill" 95PitN																				
1/11/67	Covington, Ky.	7/3/36	?	?	?	160	11	37	8	2	0	0	0	0	5	2	2	.216	.216	.310
O'Rourke, Timothy Patrick "Tim" "Voiceless Tim" "Red" "Sandy" 90SyrA 91ColA 92-93BalN 93-94LouN 94StLN 94WasN																				
5/18/64	Chicago, Ill.	4/20/38	L	R	5'10	170	387	1510	440	272	43	23	1	204	197	<u>58</u>	81	.291	.352	.380
*Parrott, Walter Edward "Jiggs" 92-95ChiN																				
7/14/71	Portland, Ore.	4/14/98	R	?	5'11	160	317	1317	309	174	35	23	6	.152	37	90	62	.235	.310	.258
Pierce, Preston Maurice "Maury" 84WasU																				
3/?/59	?, Maryland	Unknown	?	?	?	?	2	7	1	0	0	0	0	—	0	—	—	.143	.143	.143
Piercy, Andrew J. "Andy" 81ChiN																				
8/?/56	San Jose, Ca.	12/27/32	?	R	?	?	2	8	2	1	0	0	0	0	1	—	—	.250	.250	.250
Pinkham, Edward "Ed" 71ChiNA																				
?/?/49	Brooklyn, N.Y.	Unknown	L	L	5'7	142	24	95	25	27	5	5	1	17	18	3	5	.263	.453	.381
Pinkney, George Burton "George" 84CleN 85-89BroA 90-91BroN 92StLN 93LouN																				
1/11/59	Orange Prairie, Ill.	11/10/26	R	R	5'7	160	1163	4610	1212	874	170	56	21	539	526	<u>135</u>	<u>296</u>	.263	.338	.345
Popplein, George "George" 73MarNA																				
8/?/40	Baltimore, Md.	3/31/01	?	?	?	?	1	4	0	0	0	0	0	0	0	0	0	.000	.000	.000
Puhl, John G. "John" 98-99NYN																				
1/10/76	Brooklyn, N.Y.	8/24/00	?	?	?	?	3	11	2	1	0	0	0	1	0	—	0	.182	.182	.182
Raymond, Harry H. "Harry" "Jack" 88-91LouN 92PitN 92WasN																				
2/20/62	Utica, N.Y.	3/21/25	?	?	5'9	175	315	1282	301	167	23	14	2	115	54	<u>61</u>	49	.235	.305	.280
*Reccius, Phillip "Phil" 82-87LouA 87CleA 88LouA 90RocA																				
6/7/62	Louisville, Ky.	2/15/03	?	?	5'9	163	261	975	225	117	28	16	4	<u>99</u>	54	—	<u>12</u>	.231	.305	.280
Reeder, Nicholas "Nick" b. Herchenroeder 91LouA																				
3/22/67	Louisville, Ky.	9/26/94	R	R	5'9	189	1	2	0	0	0	0	0	0	0	1	0	.000	.000	.000

THIRD BASEMEN

Birth Date	Birth Place	Death Date	B	T	HGT	WGT	G	AB	H	R	2B	3B	HR	RBI	BB	SO	SB	BA	SA	OBP
Reilly, Charles Thomas "Charlie" "Princeton Charlie" b. O'Reilly 89-90ColA 91PitN 92-95PhiN 97WasN																				
2/15/67	Princeton, N.J.	12/16/37	B	R	5'11	190	642	2381	595	342	80	24	17	311	180	<u>161</u>	132	.250	.325	.314
Richter, John M. "John" 98LouN																				
2/8/73	Louisville, Ky.	10/4/27	?	?	6'	178	3	13	2	1	0	0	0	0	0	—	0	.154	.154	.154
Ricks, John "John" 91StLA 94StLN																				
12/?/66	St. Louis, Mo.	8/30/20	?	?	?	?	6	19	3	3	0	0	0	0	0	2	0	.154	.154	.154
Ritz, James L. "Jim" 94PitN																				
?/?/74	Pittsburgh, Pa.	11/10/96	?	?	5'8	160	1	4	0	1	0	0	0	0	1	0	0	.000	.000	.200
Roat, Frederick R. "Fred" 90PitN 92ChiN																				
11/10/67	Oregon, Ill.	9/24/13	?	R	?	?	65	246	54	22	2	1	2	19	18	25	9	.220	.260	.281
Russell, Benjamin Paul "Paul" b. Sheeder 94StLN																				
3/23/71	Reading, Pa.	10/8/57	?	?	?	?	3	10	1	1	0	0	0	0	0	2	0	.100	.100	.100
Ryan, John J. "John" 95StLN																				
Unknown	St. Louis, Mo.	Unknown	?	?	?	?	2	2	0	0	0	0	0	0	0	0	0	.000	.000	.000
Samuels, Samuel Earl "Ike" 95StLN																				
2/20/74	Quincy, Ill.	2/22/64	R	R	?	?	24	74	17	5	2	0	0	5	5	7	5	.230	.257	.278
Sauter, Albert C. "Al" 90PhiA																				
9/2/68	Philadelphia, Pa.	7/15/28	?	?	?	?	14	41	4	1	0	0	0	0	11	—	0	.098	.098	.098
*Say, James I. "Jimmy" 82LouA 82PhiA 84WilU 84KCU 87CleA																				
?/?/62	Baltimore, Md.	6/23/94	?	?	?	?	57	217	57	25	8	5	1	<u>12</u>	3	—	<u>0</u>	.263	.359	.273
Schafer, Harry C. "Harry" "Silk Stocking" 71-75BosNA 76-78BosN																				
8/14/46	Philadelphia, Pa.	2/28/35	R	R	5'9½	143	367	1655	449	339	64	15	4	215	12	45	<u>35</u>	.271	.335	.277
Schenck, William G. "Bill" 82LouA 84VirA 85BroA																				
7/?/54	Brooklyn, N.Y.	1/29/34	?	?	5'7	171	103	386	91	51	15	3	3	<u>0</u>	9	—	—	.236	.313	.255
Shetzline, John Henry "John" 82BalA																				
?/?/50	Philadelphia, Pa.	12/15/92	?	?	5'11½	190	73	282	62	23	8	3	0	—	5	—	—	.220	.270	.233
Shindle, William D. "Billy" 86-87DetN 88-89BalA 90PhiP 91PhiN 92-93BalN 94-98BroN																				
12/5/60	Gloucester, N.J.	6/3/36	R	R	5'8½	155	1424	5815	1564	993	226	97	31	759	388	<u>241</u>	318	.269	.357	.323
Siefke, Frederick Edwin "Ed" 90BroA																				
3/27/70	New York, N.Y.	4/18/93	?	?	5'11	168	16	58	8	1	2	0	0	3	5	—	2	.138	.172	.206
Siegel, John "John" 84PhiU																				
Unknown	York, Pa.	Unknown	?	?	?	?	8	31	7	4	2	0	0	—	1	—	—	.226	.290	.250
Smalley, William Darwin "Will" "Deacon" 90CleN 91WasA																				
6/27/71	Oakland, Ca.	10/11/91	R	R	?	?	147	540	113	67	11	2	0	45	65	46	10	.209	.237	.300
Smith, Charles J. "Charlie" 71MutNA																				
12/11/40	Brooklyn, N.Y.	11/15/97	?	?	5'10½	150	14	72	19	15	2	1	0	5	1	1	6	.264	.319	.274
Smith, Grant Judson "Jud" 93CinN 93StLN 96PitN 98WasN																				
1/13/69	Green Oak, Mich.	12/7/47	R	R	6'0	185	97	325	94	47	10	6	4	37	37	<u>9</u>	17	.289	.394	.363
Smith, Harvey Fetterhoff "Harvey" 96WasN																				
7/14/71	Union Deposit, Pa.	11/12/61	L	R	5'8	160	36	131	36	21	7	2	0	17	12	7	9	.275	.359	.345

THIRD BASEMEN

Birth Date	Birth Place	Death Date	B	T	HGT	WGT	G	AB	H	R	2B	3B	HR	RBI	BB	SO	SB	BA	SA	OBP
Stedronsky, John "John" 79ChiN																				
Unknown	Cleveland, Ohio	Unknown	?	?	?	?	4	12	1	0	0	0	0	0	0	3	—	.083	.083	.083
Steinfeldt, Harry M. "Harry" 98-00CinN																				
9/29/77	St. Louis, Mo.	8/17/14	R	R	5'9½	180	330	1208	312	167	63	21	2	152	94	—	42	.258	.351	.320
Sullivan, Dennis J. "Denny" 79ProN 80BosN																				
6/26/58	Boston, Mass.	12/31/25	?	R	5'9	170	6	23	6	6	2	0	0	3	1	2	—	.261	.348	.292
Sullivan, Patrick B. "Pat" 84KCU																				
5/?/61	Milwaukee, Wis.	4/14/01	?	R	5'11	165	31	114	22	15	3	1	0	—	4	—	—	.193	.237	.220
Sullivan, Suter G. "Suter" "Uncle" 98StLN 99CleN																				
10/14/72	Baltimore, Md.	4/19/25	?	?	6'	170	169	617	148	47	19	3	0	67	38	—	17	.240	.280	.298
Sutton, Ezra Ballou "Ezra" 71-72CleNA 73-75AthNA 76PhiN 77-88BosN																				
9/17/50	Palmyra, N.Y.	6/20/07	R	R	5'8½	153	1263	5360	1574	994	227	97	25	672	169	182	<u>70</u>	.294	.386	.315
Swandell, John Martin "Marty" b. Martin Schwendel 72EckNA 73ResNA																				
?/?/45	Brooklyn, N.Y.	10/25/06	?	L	5'10	146	16	61	13	9	1	0	0	5	4	1	0	.213	.230	.262
Sweeney, Peter Jay "Pete" 88-89WasN 89-90StLA 90LouA 90PhiA																				
12/31/63	?, California	8/22/01	R	R	5'9	170	134	521	109	53	14	7	1	47	37	<u>35</u>	19	.209	.269	.280
Taylor, William H. "Billy" 98LouN																				
12/?/70	Butler, Ky.	9/12/05	?	R	5'7	170	9	24	6	2	1	0	0	2	1	—	1	.250	.292	.308
Trenwith, George W. "George" 75CenNA 75NHNA																				
Unknown	?, Ireland	2/1/90	?	?	?	?	16	70	14	6	4	0	0	7	1	3	0	.200	.257	.211
Van Zant, Richard "Dick" "Foghorn Dick" 88CleA																				
11/?/64	Richmond, Ind.	8/6/12	?	?	6'	?	10	31	8	1	1	0	0	1	1	—	1	.258	.290	.303
Wagenhorst, Ellwood Otto "Woody" 88PhiN																				
6/3/63	Kutztown, Pa.	2/12/46	?	?	5'11	165	2	8	11	2	0	0	0	0	0	1	0	.125	.125	.125
*Wagner, Albert "Butts" 98WasN 98BroN																				
9/17/71	Chartiers, Pa.	11/26/28	R	R	5'10	170	74	261	59	22	12	3	1	34	16	—	4	.226	.307	.279
Wallace, Rhoderick John "Bobby" 94-98CleN 99-00StLN																				
11/4/73	Pittsburgh, Pa.	11/3/60	R	R	5'8	170	640	2431	691	376	120	63	24	417	222	<u>39</u>	37	.284	.415	.347
Warner, Frederick John Rodney "Fred" 75CenNA 76PhiN 78IndN 79CleN 83PhiN 84BroA																				
?/?/55	Philadelphia, Pa.	2/13/86	?	?	5'7	155	257	1034	242	115	29	5	1	<u>47</u>	27	<u>58</u>	<u>0</u>	.234	.275	.254
Waterman, Frederick A. "Fred" 71-72OlyNA 73WasNA 75ChiNA																				
12/?/45	New York, N.Y.	12/16/99	?	?	5'7½	148	61	303	101	81	9	7	0	38	11	3	11	.333	.409	.357
Watkins, William Henry "Bill" 84IndA																				
5/5/58	Brantford, Ont., Can.	6/9/37	R	?	5'10	156	34	127	26	16	4	0	0	—	5	—	—	.205	.236	.241
Werrick, Joseph Abraham "Joe" 84StPU 86-88LouA																				
10/25/61	St. Paul, Minn.	5/10/43	R	R	5'9	161	392	1534	383	217	53	34	10	<u>212</u>	102	—	<u>83</u>	.250	.348	.300
*White, James Laurie "Deacon" 71-72CleNA 73-75BosNA 76ChiN 77BosN 78-80CinN 81-85BufN 86-88DetN 89PitN 90BufP																				
12/7/47	Caton, N.Y.	7/7/39	L	R	5'11	175	1560	6624	2067	1140	268	98	24	988	308	221	<u>70</u>	.312	.393	.342
White, William Warren "Warren" (aka William Warren) 71OlyNA 72NatNA 73WasNA 74BalNA 75ChiNA 84WasU																				
?/?/44	Washington D.C.	6/12/90	?	?	5'10½	170	168	723	184	96	13	4	0	<u>64</u>	2	<u>6</u>	<u>8</u>	.254	.284	.257

THIRD BASEMEN

Birth Date	Birth Place	Death Date	B	T	HGT	WGT	G	AB	H	R	2B	3B	HR	RBI	BB	SO	SB	BA	SA	OBP
*Whitney, Arthur Wilson "Art" 80WorN 81DetN 82ProN 82Det N 84-86PitA 87PitN 88-89NYN 90NYP 91CinA 91StLA																				
1/16/58	Brockton, Mass.	8/15/43	R	R	5'8	155	978	3681	820	475	89	32	6	349	302	173	67	.223	.269	.285
Wiley, John "John" 84WasU																				
Unknown	Unknown	Unknown	?	?	?	?	1	4	0	0	0	0	0	—	0	—	—	.000	.000	.000
Williams, James Thomas "Jimmy" 99-00PitN																				
12/20/76	St. Louis, Mo.	1/16/65	R	R	5'9	175	259	1037	330	199	43	39	14	184	92	—	44	.318	.475	.380
Williamson, Edward Nagle "Ned" 78IndN 79-89ChiN 90ChiP																				
10/24/57	Philadelphia, Pa.	3/3/94	R	R	5'11	210	1201	4553	1159	809	228	85	64	667	506	532	88	.255	.384	.332
Wolverton, Harry Sterling "Harry" "Fighting Harry" 98-00ChiN 00PhiN																				
12/7/73	Mt. Vernon, Ohio	2/4/37	L	R	5'11	205	216	832	237	98	25	19	4	109	53	—	20	.285	.375	.337
Woodhead, James "Red" 73MarNA 79SyrN																				
7/9/51	Chelsea, Mass.	9/7/81	?	?	5'6	160	35	136	21	5	1	0	0	2	0	23	0	.154	.162	.154
Youngman, Henry "Henry" 90PitN																				
??/65	Indiana, Pa.	1/24/36	?	R	5'9	175	13	47	6	6	1	0	0	4	6	9	1	.128	.191	.226
Ziegler, Charles W. "Charlie" 99CleN 00PhiN																				
1/13/75	Canton, Ohio	4/18/04	?	R	?	?	5	19	5	2	0	0	0	1	0	—	0	.263	.263	.263

SHORTSTOPS

Birth Date	Birth Place	Death Date	B	T	HGT	WGT	G	AB	H	R	2B	3B	HR	RBI	BB	SO	SB	BA	SA	OBP
Abercrombie, Francis Patterson "Frank" 71TroNA																				
1/2/51	Fort Townsend, Okla.	11/11/39	?	?	?	?	1	4	0	0	0	0	0	0	0	0	0	.000	.000	.000
Allen, Robert Gilman "Bob" 90-94PhiN 97BosN 00Cinn																				
7/10/67	Marion, Ohio	5/14/43	R	R	5'11	175	607	2216	534	338	77	45	14	306	297	209	53	.241	.335	.334
Bass, John Elias "John" 71CleNA 72AtlNA 77HarN																				
??/48	Charleston, S.C.	9/25/88	?	?	5'6	150	25	100	29	19	2	10	3	19	3	4	0	.290	.600	.313
Bastian, Charles J. "Charlie" 84WilU 84KCU 85-88PhiN 89ChiN 90ChiP 91CinA 91PhiN																				
7/4/60	Philadelphia, Pa.	1/18/32	R	R	5'6½	145	504	1806	342	241	49	26	11	144	179	308	57	.189	.264	.268
Beard, Oliver Perry "Ollie" 89CinA 90CinN 91LouA																				
5/2/62	Lexington, Ky.	5/28/29	R	R	5'11	180	331	1307	353	195	34	34	4	173	112	61	73	.270	.357	.330
Berger, John Henry "Tun" 90-91PitN 92WasN																				
12/6/67	Pittsburgh, Pa.	6/10/07	L	R	?	204	173	622	150	88	22	6	1	57	54	42	18	.241	.301	.313
Booth, ? 75NHNA																				
Unknown	Unknown	Unknown	?	?	?	?	1	2	0	0	0	0	0	0	0	1	0	.000	.000	.000
Brown, Robert "Robert" 74BalNA																				
Unknown	Unknown	Unknown	?	?	?	?	2	9	0	0	0	0	0	0	0	0	0	.000	.000	.000
Buker, Henry L. "Harry" "Happy" 84DetN																				
??/59	Chicago, Ill.	8/10/99	?	?	?	140	30	111	15	5	1	0	0	3	4	15	—	.134	.144	.165

SHORTSTOPS

Birth Date	Birth Place	Death Date	B	T	HGT	WGT	G	AB	H	R	2B	3B	HR	RBI	BB	SO	SB	BA	SA	OBP
Burke, Michael E. "Mike" 79CinN																				
?/?/54	New York, N.Y.	6/9/89	R	R	6'	190	28	117	26	13	3	0	0	8	2	5	—	.222	.248	.235
Byers, Burley "Burley" b. Christopher A. Bayer 99LouN																				
12/19/75	Louisville, Ky.	5/30/33	L	?	5'9	180	1	3	0	0	0	0	0	0	0	—	0	.000	.000	.000
Carey, Thomas John "Tom" 71KekNA 72-73BalNA 74MutNA 75HarNA 76-77HarN 78ProN 79CleN																				
?/?/46	New York, N.Y.	5/16/06	R	R	5'8	145	536	2394	646	405	77	14	5	270	16	64	<u>27</u>	.270	.320	.275
Cargo, Robert J. "Bobby" 92PitN																				
10/?/68	Pittsburgh, Pa.	4/27/04	R	R	?	?	2	5	1	0	0	0	0	0	0	0	0	.200	.200	.200
Carman, George Wartman "George" 90PhiA																				
3/29/66	Philadelphia, Pa.	6/16/29	?	?	?	?	28	97	17	9	2	0	0	7	8	—	5	.175	.196	.245
Caskin, Edward James "Ed" 79-81TroN 83-84NYN 85StLN 86NYN																				
12/30/51	Danvers, Mass.	10/9/24	R	R	5'9½	165	482	1871	427	229	50	10	2	163	82	170	<u>0</u>	.228	.269	.261
Clements, Edward "Ed" 90PitN																				
Unknown	Philadelphia, Pa.	Unknown	?	?	?	?	1	1	0	0	0	0	0	0	0	0	0	.000	.000	.000
Clymer, William Johnston "Bill" "Derby Day" 91PhiA																				
12/18/73	Philadelphia, Pa.	12/26/36	?	?	?	?	3	11	0	0	0	0	0	0	1	2	1	.000	.000	.083
Connaughton, Frank Henry "Frank" 94BosN 96NYN																				
1/1/69	Clinton, Mass.	12/1/42	R	R	5'9	165	134	486	141	95	12	4	4	77	44	15	26	.290	.356	.344
Conroy, Bernard Patrick "Ben" 90PhiA																				
3/14/71	Philadelphia, Pa.	11/25/37	?	?	?	160	117	404	69	45	13	1	0	21	45	—	17	.171	.208	.262
Coogan, Daniel George "Dan" 95WasN																				
2/16/75	Philadelphia, Pa.	10/28/42	?	?	5'8	128	26	77	17	9	2	1	0	7	13	6	1	.221	.273	.333
Cooney, James Joseph "Jimmy" 90-92ChiN 92WasN																				
7/9/65	Cranston, R.I.	7/1/03	B	R	5'9	155	324	1302	315	221	35	14	4	118	148	48	77	.242	.300	.324
Corcoran, John A. "John" 95PitN																				
?/?/73	Cincinnati, Ohio	11/2/01	?	L	?	?	6	20	3	0	0	0	0	1	0	2	0	.150	.150	.150
Corcoran, Thomas William "Tommy" "Corky" 90PitP 91PhiA 92-96BroN 97-00CinN																				
1/4/69	New Haven, Conn.	6/25/60	R	R	5'9	164	1438	5861	1551	884	190	118	27	716	281	<u>205</u>	285	.265	.352	.302
Cox, Francis Bernard "Frank" "Runt" 84DetN																				
8/29/57	Waltham, Mass.	6/24/28	?	?	5'6	?	27	102	13	6	3	1	0	4	2	36	—	.127	.176	.144
Creely, August L. "Gus" 90StLA																				
6/6/70	Florissant, Mo.	4/22/34	?	?	5'6	150	4	15	0	0	0	0	0	0	0	—	1	.000	.000	.000
Cross, Clarence "Cleary" "Dad" b. Crause 84AltU 84PhiU 84KCU 87NYA																				
3/4/56	St. Louis, Mo.	6/23/31	?	?	?	?	45	166	39	23	4	1	0	<u>5</u>	10	—	0	.235	.262	.282
Cross, Montford Montgomery "Monte" 92BalN 94-95PitN 96-97StLN 98-00PhiN																				
8/31/69	Philadelphia, Pa.	6/21/34	R	R	5'8½	148	828	2930	737	424	103	49	22	353	329	<u>100</u>	190	.252	.343	.335
Dahlen, William Frederick "Bill" "Bad Bill" 91-98ChiN 99-00BroN																				
1/5/70	Nelliston, N.Y.	12/5/50	R	R	5'9	180	1241	4820	1416	1070	225	124	62	708	612	<u>266</u>	345	.294	.434	.384
Dailey, John J. "John" 75WasNA 75AtINA																				
?/?/54n	Brooklyn, N.Y.	Unknown	?	?	?	?	29	118	21	19	5	4	0	13	0	2	3	.178	.288	.178

SHORTSTOPS

Birth Date	Birth Place	Death Date	B	T	HGT	WGT	G	AB	H	R	2B	3B	HR	RBI	BB	SO	SB	BA	SA	OBP
Davis, George Stacey "George"	90-92CleN	93-00NYN																		
8/23/70	Cohoes, N.Y.	10/17/40	B	R	5'9"	180	1382	5504	1728	1081	287	124	60	998	516	180	430	.314	.444	.378
Davis, J. Ira "Slats" "Ira" "Scratch" "Mosquito"	99NYN																			
7/8/70	Philadelphia, Pa.	12/21/42	?	?	?	162	6	17	4	3	1	1	0	2	0	—	1	.235	.412	.235
*Deasley, John "John"	84WasU	84KCU																		
1/?/61	Philadelphia, Pa.	12/25/10	?	?	?	?	44	174	36	23	3	1	0	—	5	—	—	.207	.236	.229
Dee, James D. "Jim"	84PitA																			
?/?/65	Safe Harbor, Pa.	Unknown	?	?	?	?	12	40	5	0	0	0	0	—	1	—	—	.125	.125	.146
*Dillon, John "John"	75RedsNA																			
?/?/50	St. Louis, Mo.	Unknown	?	?	?	?	1	1	0	0	0	0	0	0	0	0	0	.000	.000	.000
Dolan, Joseph "Joe"	96-97LouN	99-00PhiN																		
2/24/73	Baltimore, Md.	3/24/38	?	R	5'10"	155	215	777	171	90	17	9	5	82	44	12	25	.220	.284	.271
*Donnelly, John "John"	73WasNA	74PhiNA																		
Unknown	Elizabeth, N.J.	Unknown	?	?	?	?	36	159	40	17	2	0	0	21	1	0	0	.252	.264	.256
Doyle, Jacob Dixon "Jake"	72NatNA																			
11/26/55	Leesburg, Va.	8/15/41	?	?	?	?	9	41	11	6	1	0	0	9	0	0	0	.268	.293	.268
Drew, David Jonathan "Dave"	84PhiU	84WasU																		
Unknown	Unknown	Unknown	?	?	?	?	15	62	20	9	1	2	0	—	1	—	—	.323	.403	.333
Duffy, Edward Charles "Ed"	71ChiN																			
?/?/44	?, Ireland	6/21/89	?	R	5'7½"	152	26	121	28	30	5	0	0	15	3	2	11	.232	.273	.250
Easterday, Henry P. "Henry"	84PhiU	88KCA	89-90CoLA	90PhiA	90LouA															
9/16/64	Philadelphia, Pa.	3/30/95	R	R	5'6"	145	322	1129	203	141	23	15	9	92	112	57	43	.180	.251	.259
Elberfeld, Norman Arthur "Kid"	98PhiN	99CinN																		
4/13/75	Pomeroy, Ohio	1/13/44	R	R	5'7"	158	55	176	45	24	8	2	0	29	20	—	5	.256	.324	.388
Ellis, Alfred Benjamin "Ben"	96PhiN																			
7/?/70	New York, N.Y.	7/26/31	?	?	5'10"	165	4	16	1	0	0	0	0	0	3	6	3	.063	.063	.211
Ely, William Frederick "Bones"	84BufN	86LouA	90SyrA	91BroN	93-95StLN	96-00PitN														
6/7/63	N. Girard, Pa.	1/10/52	R	R	6'1"	155	1128	4375	1146	588	126	61	23	551	227	109	151	.262	.334	.300
Eustace, Frank John "Frank"	96LouN																			
11/7/73	New York, N.Y.	10/16/32	?	?	5'9"	160	25	100	17	18	2	2	1	11	6	14	4	.170	.260	.217
Farrell, William "Bill"	82PhiA	83BaLA																		
Unknown	Bridgeport, Conn.	Unknown	?	?	?	?	4	14	2	2	1	0	0	1	2	—	—	.143	.214	.250
Fennelly, Francis John "Frank"	84WasA	84-88CinA	88-89PhiA	90BroA																
2/18/60	Fall River, Mass.	8/4/20	R	R	5'8"	168	786	3042	781	609	102	82	34	408	378	78	175	.257	.378	.345
Fitzgerald, Dennis S. "Dennis"	90PhiA																			
3/?/65	?, England	10/16/36	?	?	5'10"	160	2	8	2	0	0	0	0	0	0	—	0	.250	.250	.250
Flowers, Charles Richard "Dickie"	71TroNA	72AthNA																		
?/?/50	Philadelphia, Pa.	10/5/92	?	?	?	?	24	120	37	40	5	4	0	22	6	2	8	.308	.417	.341
Force, David W. "Davy" "Wee Davy"	71OlyNA	72TroNA	72-73BalNA	74ChiNA	75AtlNA	76PhiN	76NYN	77StLN	79-85BufN	86WasN										
7/27/49	New York, N.Y.	6/21/18	R	R	5'4"	130	1029	4250	1059	653	143	27	1	373	156	268	35	.249	.296	.276

SHORTSTOPS

Birth Date	Birth Place	Death Date	B	T	HGT	WGT	G	AB	H	R	2B	3B	HR	RBI	BB	SO	SB	BA	SA	OBP
Ford, Edward L. "Ed" 84VirA																				
?/~/62	Richmond, Va.	Unknown	?	?	5'9½	160	2	5	0	0	0	0	0	—	0	—	—	.000	.000	.000
Fox, William Henry "Bill" 97WasN																				
1/15/72	Sturbridge, Mass.	5/7/46	B	R	5'10	180	4	14	4	4	0	0	0	0	1	—	0	.286	.286	.333
Fuller, William Benjamin "Shorty" 88WasN 89-91StLA 92-96NYN																				
10/10/67	Cincinnati, Ohio	4/11/04	R	R	5'6	157	964	3678	863	651	96	43	6	349	444	<u>198</u>	.260	.235	.289	.322
*Fulmer, Charles John "Chick" 71RokNA 72MutNA 73-75PhiNA 76LouN 79-80BufN 82-84CinA 84StLA																				
2/12/51	Philadelphia, Pa.	2/15/40	R	R	6'	158	583	2439	635	361	70	30	8	262	43	<u>67</u>	<u>14</u>	.260	.323	.273
Gallagher, James E. "Jim" 86WasN																				
Unknown	Findlay, Ohio	3/29/94	?	?	?	?	1	5	1	1	0	0	0	0	0	2	0	.200	.200	.200
Gallagher, William Howard "William" 96PhiN																				
2/4/74	Boston, Mass.	3/11/50	?	?	?	?	14	49	15	9	2	0	0	6	10	0	0	.306	.347	.433
Gatins, Frank Anthony "Frank" 98WasN																				
3/6/71	Johnstown, Pa.	11/8/11	?	R	?	?	17	58	13	6	2	0	0	5	3	—	2	.224	.259	.274
Geer, William Henry Harrison "Billy" 74MutNA 75NHNA 78CinN 80WorN 84PhiU 84BroA 85LouA																				
Unknown	Unknown	Unknown	?	R	5'8	160	232	893	191	128	36	11	0	<u>33</u>	55	<u>22</u>	<u>2</u>	.214	.279	.259
*Gilbert, John G. "John" 90PitN																				
1/8/64	Pottstown, Pa.	11/12/03	?	?	?	?	2	8	0	0	0	0	0	0	0	2	0	.000	.000	.000
Gillen, Samuel "Sam" b. Gilleland 93PitN 97PhiN																				
11/14/67	Pittsburgh, Pa.	5/13/05	?	R	5'8	?	78	276	70	32	10	3	0	27	35	<u>1</u>	<u>2</u>	.254	.312	.346
Glasscock, John Wesley "Jack" "Pebble Jack" 79-84CleN 84CinU 85-86StLN 87- 89IndN 90-91NYN 92-93StLN 93-94PitN 95LouN 95WasN																				
7/22/57	Wheeling, W. Va.	2/24/47	R	R	5'8	160	1737	7033	2041	1164	313	98	27	<u>827</u>	440	<u>212</u>	<u>372</u>	.290	.374	.337
*Gleason, William G. "Bill" "Brudder Bill" 82-87StLA 88PhiA 89LouA																				
11/12/58	St. Louis, Mo.	7/21/32	R	R	5'8	170	798	3395	907	613	111	35	7	<u>298</u>	177	<u>1</u>	<u>70</u>	.267	.327	.313
Glenn, Edward D. "Ed" 98WasN 98NYN																				
10/~/75	?, Ohio	12/6/11	R	R	?	?	3	8	1	1	0	0	0	0	3	0	1	.125	.125	.364
Gray, James W. "Reddy" 84PitA 90PitP 90PitN 93PitN																				
8/~/63	Allegheny, Pa.	1/31/38	?	R	?	?	6	23	7	3	0	0	0	—	0	—	—	.304	.436	.304
*Hackett, Walter Henry "Walter" 84BosU 85BosN																				
8/15/57	Cambridge, Mass.	10/2/20	?	?	?	?	138	540	124	79	22	0	1	<u>9</u>	10	<u>22</u>	—	.230	.276	.244
Hall, Robert Russell "Russ" 98StLN																				
9/29/71	Shelbyville, Ky.	7/1/37	L	L	5'10	170	39	143	35	13	2	1	0	10	7	—	1	.245	.273	.285
Hallinan, James H. "Jimmy" 71KekNA 75WesNA 75MutNA 76NYN 77CinN 77-78ChiN 78IndN																				
5/27/49	?, Ireland	10/28/79	L	L	5'9	172	170	760	218	142	25	12	5	<u>83</u>	15	<u>18</u>	<u>5</u>	.287	.371	.301
Halpin, James Nathaniel "Jim" 82WorN 84WasU 85DetN																				
10/4/63	?, England	1/3/93	?	?	?	?	63	230	38	27	5	0	0	<u>1</u>	3	<u>14</u>	—	.165	.187	.176
Hardesty, Scott Durbin "Scott" 99NYN																				
1/26/70	Bellville, Ohio	10/29/44	?	?	?	?	22	72	16	4	0	0	0	4	1	—	2	.222	.222	.243
*Hatfield, Gilbert "Gil" "Colonel" 85BufN 87-89NYN 90NYP 91WasA 93BroN 95LouN																				
1/27/55	Hoboken, N.J.	5/26/21	R	R	5'9½	168	317	1190	295	173	31	18	6	129	96	109	<u>81</u>	.248	.319	.315

SHORTSTOPS

Birth Date	Birth Place	Death Date	B	T	HGT	WGT	G	AB	H	R	2B	3B	HR	RBI	BB	SO	SB	BA	SA	OBP
Herr, Joseph "Joe" 87CleA 88StLA 90StLA																				
?/~/65	St. Louis, Missouri	Unknown	R	R	5'9½	179	66	257	67	32	11	2	3	50	22	—	13	.261	.354	.333
Holland, Willard A. "Will" 89BalA																				
?/~/62	Georgetown, Del.	7/19/30	?	?	5'10	180	40	143	27	13	1	2	0	16	9	28	4	.189	.224	.247
Houck, Sargent Perry "Sadie" 79-80BosN 80ProN 81DetN 83DetN 84-85PhiA 86BalA 86WasN 87NYA																				
3/~/56	Washington, D. C.	5/26/19	R	R	5'7	151	641	2659	666	406	106	58	4	<u>234</u>	48	<u>75</u>	<u>31</u>	.250	.338	.269
Hubbard, Allen "Al" (aka West) 83PhiA																				
12/9/60	Westfield, Mass.	12/14/30	?	?	?	?	2	6	2	2	0	0	0	2	1	—	—	.333	.333	.429
Hulen, William Franklin "Billy" "Kid" 96PhiN 99WasN																				
3/12/70	Dixon, Cal.	10/2/47	L	L	5'8	148	107	407	100	97	19	7	0	41	65	<u>20</u>	28	.246	.327	.350
Hulswitt, Rudolph Edward "Rudy" 99LouN																				
2/23/77	Newport, Ky.	1/16/50	R	R	5'8½	165	1	0	0	0	0	0	0	0	0	0	0	—	—	—
*Irwin, Arthur Albert "Arthur" 80-82WorN 83-85ProN 86-89PhiN 89WasN 90BosP 91BosA 94PhiN																				
2/14/58	Toronto, Ont., Can.	7/16/21	L	R	5'8½	158	1010	3871	934	552	141	45	5	396	309	378	<u>93</u>	.241	.305	.299
Jennings, Hugh Ambrose "Hughie" 91LouA 92-93LouN 93-98BalN 99BroN 99BalN 99-00BroN																				
4/2/69	Pittston, Pa.	2/1/28	R	R	5'8½	165	1012	4279	1361	923	197	82	16	766	307	<u>116</u>	<u>337</u>	.318	.413	.398
Jones, Frank M. "Frank" 84DetN																				
8/25/58	Princeton, Ill.	2/4/36	L	?	?	?	2	8	1	0	0	0	0	0	0	1	—	.125	.125	.125
Jones, Ryerson L. "Jack" "Ri" "Angel Sleeves" 83LouA 84CinU																				
Unknown	Cincinnati, Ohio	Unknown	R	R	?	?	71	279	71	37	5	1	2	—	12	—	—	.254	.301	.285
*Kappel, Henry "Heinie" "Hennie" 87-88CinA 89CoLA																				
9/~/63	Philadelphia, Pa.	8/27/05	R	R	5'8	160	105	394	106	54	14	11	4	51	25	<u>28</u>	<u>33</u>	.269	.391	.318
Kellogg, Nathaniel Monroe "Nate" 85DetN																				
9/2/58	Rochester, Iowa	7/19/23	R	R	5'9	175	5	17	2	4	1	0	0	0	1	5	—	.118	.176	.167
Kessler, Henry "Henry" "Lucky" 73-75AtlNA 76-77CinN																				
?/~/47	Brooklyn, N.Y.	1/9/00	R	R	5'10	144	105	434	110	51	8	0	0	23	10	15	<u>0</u>	.253	.272	.269
Kinzie, Walter Harris "Walt" 82DetN 84ChiN 84StLA																				
3/16/57	?, Kansas	11/5/09	R	R	5'10½	161	34	144	19	9	3	1	2	10	0	21	—	.132	.208	.132
Langsford, Robert William "Bob" b. Robert Hugo Lankwert 99LouN																				
8/5/65	Louisville, Ky.	1/10/07	L	L	5'7	168	1	4	0	0	0	0	0	0	0	0	—	.000	.000	.000
Leahy, Daniel C. "Dan" 96PhiN																				
8/8/70	Knoxville, Tenn.	12/30/03	?	?	5'9	155	2	6	2	0	1	0	0	1	1	2	0	.333	.500	.429
Leary, John J. "Jack" 80BosN 81DetN 82PitA 82BalA 83LouA 83BalA 84AltU 84Chi-PitU																				
7~/57	New Haven, Conn.	Unknown	?	L	5'11	186	129	538	125	56	11	9	4	<u>4</u>	10	<u>1</u>	—	.232	.309	.246
Lehan, James Francis "Jim" 84WasU																				
5/14/56	Hartford, Conn	7/18/46	?	?	?	?	3	12	4	1	2	0	0	—	0	—	—	.333	.500	.333
Lochhead, Robert Henry "Harry" 99CleN																				
3/29/76	Stockton, Cal.	8/22/09	R	R	5'11	172	148	541	129	52	7	1	1	45	24	—	23	.238	.261	.275
Long, Herman C. "Herman" "Germany" 89KCA 90-00BosN																				
4/13/66	Chicago, Ill.	9/7/09	L	R	5'8½	160	1525	6399	1846	1334	302	91	86	912	559	<u>262</u>	<u>479</u>	.289	.404	.349

SHORTSTOPS

Birth Date	Birth Place	Death Date	B	T	HGT	WGT	G	AB	H	R	2B	3B	HR	RBI	BB	SO	SB	BA	SA	OBP
Mack, Dennis Joseph "Denny" b. McGee 71RokNA 72AthNA 73-74PhiNA 76StLN 80BufN 82LouA 83PitA																				
?/?/51	Easton, Pa.	4/10/88	R	R	5'7	164	373	1505	343	309	42	10	1	102	93	40	31	.228	.271	.273
Macullar, James F. "Jimmy" "Little Mac" 79SyrN 82-83CinA 84-86BalA																				
1/16/55	Boston, Mass.	4/8/24	R	L	5'6	155	449	1541	319	246	47	19	7	91	155	27	23	.207	.276	.285
Magoon, George Henry "George" "Maggie" 98BroN 99BalN 99ChiN																				
3/27/75	St. Alban's, Me.	12/6/43	R	R	5'10	160	213	739	173	85	20	4	1	91	80	—	19	.234	.276	.285
Matthias, Stephen J. "Steve" 84Chi-PitU																				
?/?/60	Mitchellville, Md.	Unknown	R	R	5'8	160	37	142	39	24	7	1	0	—	5	—	—	.275	.338	.299
McCauley, William H. "Bill" 95WasN																				
12/20/69	Washington D.C.	1/27/26	?	?	?	?	1	2	0	0	0	0	0	0	0	0	0	.000	.000	.000
McDonald, ? 72EckNA																				
Unknown	Unknown	Unknown	?	?	?	?	1	4	0	0	0	0	0	0	0	0	0	.000	.000	.000
McGann, Ambrose J. "Ambrose" "Ambie" 95LouN																				
?/?/68	Baltimore, Md.	2/2/41	?	?	5'7	175	20	73	21	9	5	2	0	9	8	6	6	.288	.411	.358
McKean, Edwin John "Ed" "Mack" 87-88CleA 89-98CleN 99StLN																				
6/6/64	Grafton, Ohio	8/16/19	R	R	5'9	160	1655	6894	2084	1227	272	158	67	1124	636	159	324	.302	.417	.365
*McLaughlin, Bernard "Barney" 84KCU 87PhiN 90SyrA																				
?/?/57	?, Ireland	2/13/21	R	R	?	?	178	696	169	84	23	7	3	66	67	27	15	.243	.309	.312
*McLaughlin, Francis Edward "Frank" 82WorN 83PitA 84CinU 84Chi-PitU 84KCU																				
6/19/56	Lowell, Mass.	4/5/17	R	R	5'9	160	107	426	97	60	21	4	5	4	18	11	—	.228	.331	.259
McLaughlin, William "Bill" 84WasU																				
Unknown	San Francisco, Ca.	Unknown	?	?	?	?	10	37	7	3	3	0	0	—	0	—	—	.189	.270	.189
McLaughlin, Thomas "Tom" 83-85LouA 86NYA 91WasA																				
3/28/60	Louisville, Ky.	7/21/21	?	R	?	?	340	1183	227	142	28	19	2	81	75	6	16	.192	.253	.247
#Meinke, Frank Louis "Frank" 84-85DetN																				
10/18/63	Chicago, Ill.	11/8/31	R	?	5'10½	172	93	344	56	28	5	7	6	24	6	90	—	.163	.270	.177
Miller, Joseph A. "Joe" Sidewheel 84ToLA 85LouA																				
2/17/61	Baltimore, Md.	4/23/28	R	?	5'9½	165	203	762	163	90	21	13	1	24	54	—	—	.214	.280	.269
Moore, Maurice "Molly" 75AtlNA																				
Unknown	Unknown	Unknown	?	R	?	?	21	86	19	5	4	0	0	5	0	4	0	.221	.267	.221
Morelock, A. Harry "Harry" 91-92PhiN																				
11/?/69	Philadelphia, Pa.	Unknown	?	?	?	?	5	17	1	1	0	0	0	0	4	3	0	.059	.059	.238
Morris, P. 84WasU																				
Unknown	Rockford, Ill.	Unknown	?	?	?	?	1	3	0	0	0	0	0	—	0	—	—	.000	.000	.000
Moynahan, Michael "Mike" 80BufN 81CleN 81DetN 83-84PhiA 84CleN																				
?/?/56	Chicago, Ill.	4/9/99	L	R	?	?	170	690	203	104	30	13	1	95	49	35	—	.294	.379	.340
Murphy, William Henry "Yale" "Midget" 94-95NYN 97NYN																				
11/11/69	Southville, Mass.	2/4/06	B	R	5'3	125	131	475	115	101	12	4	0	45	81	36	35	.240	.282	.351
Murray, Thomas W. "Tom" 94PhiN																				
?/?/66	Paterson, N.J.	Unknown	?	R	?	?	1	2	0	0	0	0	0	0	0	2	0	.000	.000	.000

SHORTSTOPS

Birth Date	Birth Place	Death Date	B	T	HGT	WGT	G	AB	H	R	2B	3B	HR	RBI	BB	SO	SB	BA	SA	OBP
Myers, Henry C. "Henry" 81ProN 82BalA 84WilU																				
5/?/58	Philadelphia, Pa.	4/18/95	R	R	5'9	159	76	322	56	46	3	0	0	0	12	2	—	.174	.183	.204
Nelson, John W. "Candy" 72TroNA 72EckNA 73-75MutNA 78IndN 79TroN 81WorN 83-87NYA 87NYN 90BroA																				
3/14/49	Portland, Me.	9/4/10	L	R	5'6	145	817	3294	833	648	93	27	3	208	352	34	68	.253	.300	.321
Newell, T.E. "T.E." 77StLN																				
Unknown	St. Louis, Mo.	Unknown	?	?	?	?	1	3	0	0	0	0	0	0	0	0	—	.000	.000	.000
Nyce, Charles Reiff "Charlie" b. Nice 95BosN																				
7/1/70	Philadelphia, Pa.	5/9/08	?	?	5'8	160	9	35	8	7	5	0	2	9	4	2	0	.229	.543	.325
O'Connell, John Joseph "Jack" 91BalA																				
Unknown	Unknown	5/14/08	?	R	5'9½	170	8	29	5	2	1	0	0	7	3	6	2	.172	.207	.250
Otterson, William John "Billy" 87BroA																				
5/14/62	Pittsburgh, Pa.	9/21/40	R	R	5'7	124	30	100	20	16	4	1	2	15	8	—	8	.200	.320	.259
Pearce, Richard J. "Dickey" 71-72MutNA 73-74AtlNA 75StLNA 76-77StLN																				
2/29/36	Brooklyn, N.Y.	9/18/08	R	R	5'3½	161	291	1328	333	217	21	4	2	134	33	21	13	.251	.277	.269
Peters, John Paul "John" 74-75ChiNA 76-77ChiN 78MilN 79ChiN 80ProN 81BufN 82-84PitA																				
4/8/50	Louisiana, Mo.	1/4/24	R	R	5'7	180	615	2695	748	372	92	12	3	249	24	77	14	.278	.323	.284
Phillips, Marr B. "Marr" 84IndA 85DetN 85PitA 90RocA																				
6/16/57	Pittsburgh, Pa.	4/1/28	R	?	5'6½	164	198	824	197	73	31	8	0	53	23	13	10	.239	.296	.263
Pirie, James Moir "Jim" 83PhiN																				
3/31/53	Ontario, Canada	6/2/34	B	?	5'8	169	5	19	3	1	0	0	0	0	0	2	—	.158	.158	.158
Quinlan, ? 74PhiNA																				
Unknown	Unknown	Unknown	?	?	?	?	1	4	1	0	0	0	0	1	0	0	0	.250	.250	.250
Radcliff, John Y. "John" 71AthNA 72-73BalNA 74PhiNA 75CenNA																				
6/29/46	Philadelphia, Pa.	7/26/11	?	?	5'6	140	157	812	229	198	32	9	2	113	13	5	9	.282	.351	.293
Ray, Irving Burton "Irv" "Stubby" 88-89BosN 89-91BalA																				
1/22/64	Harrington, Me.	2/21/48	L	R	5'6	165	226	902	263	154	30	11	3	123	86	35	59	.292	.359	.360
*Reach, Robert "Bob" 72OlyNA 73WasNA																				
8/28/43	Williamsburg, N.Y.	5/19/22	?	?	5'5	155	3	13	3	2	0	0	0	0	0	0	0	.231	.231	.231
Redmond, William T. "Billy" "Curly" 75RedsNA 77CinN 78MilN																				
Unknown	Brooklyn, N.Y.	Unknown	L	L	?	?	70	281	62	29	11	0	0	25	11	21	3	.221	.260	.250
Richmond, John H. "John" 75AthNA 79SyrN 80-81BosN 82CleN 82PhiA 83-84ColA 85PitA																				
3/4/54	Philadelphia, Pa.	Unknown	?	R	5'9	170	440	1725	410	239	45	28	5	83	103	80	1	.238	.304	.281
Rickley, Christian "Chris" 84PhiU																				
10/7/59	Philadelphia, Pa.	10/25/11	?	?	5'8	160	6	25	5	5	2	0	0	—	2	—	—	.200	.280	.259
*Rowe, John Charles "Jack" 79-85BufN 86-88DetN 89PitN 90BufP																				
12/8/56	Hamburg, Pa.	4/25/11	L	R	5'8	170	1044	4386	1256	764	202	88	28	644	224	177	59	.286	.323	.392
Sager, Samuel B. "Pony" 71RokN																				
??/47	Marshalltown, Iowa	Unknown	?	?	?	140	8	39	11	9	0	0	0	5	2	2	5	.282	.282	.317
Sales, Edward A. "Ed" 90PitN																				
??/61	Harrisburg, Pa.	8/10/12	L	R	?	?	51	189	43	19	7	3	1	23	16	15	3	.228	.312	.298

SHORTSTOPS

Birth Date	Birth Place	Death Date	B	T	HGT	WGT	G	AB	H	R	2B	3B	HR	RBI	BB	SO	SB	BA	SA	OBP
Santry, Edward "Ed"	84DetN																			
?/?/61	Chicago, Ill.	3/6/99	?	?	?	?	6	22	4	1	0	0	0	0	1	2	—	.182	.182	.217
*Say, Louis I. "Lou"	73MarNA	74BalNA	75WasNA	80CinN	82PhiA	83BalA	84BalU	84KCU												
2/4/54	Baltimore, Md.	6/5/30	R	R	5'7	145	298	1239	287	181	44	8	5	<u>52</u>	35	<u>39</u>	0	.232	.292	.253
Scheibeck, Frank S. "Frank"	87CleA	88DetN	90ToLA	94PitN	94-95WasN	99WasN														
6/28/65	Detroit, Mich.	10/22/56	R	R	5'7	145	294	1062	258	181	26	15	2	110	162	<u>56</u>	85	.243	.302	.349
Sexton, Thomas William "Tom"	84MilU																			
3/14/65	Rock Island, Ill.	2/8/34	L	?	?	?	12	47	11	9	2	0	0	—	4	—	—	.234	.277	.294
Shannon, John Francis "Frank"	92WasN	96LouN																		
12/3/73	San Francisco, Ca.	2/27/34	?	?	5'3	155	32	119	19	14	1	1	1	17	13	17	3	.160	.210	.248
Sheehan, Thomas H. "Tommy" "Midget"	00NYN																			
11/6/77	Sacramento, Ca.	5/22/59	R	R	5'8	160	1	2	0	0	0	0	0	0	0	—	0	.000	.000	.000
Shoupe, John F. "John"	79TroN	82StLA	84WasU																	
9/30/51	Cincinnati, Ohio	2/13/20	L	L	5'7	140	14	55	7	7	0	0	0	<u>1</u>	0	<u>3</u>	—	.127	.127	.127
Shugart, Frank Harry "Frank" b.	Shugarts	90ChiP	91-93Pit	93-94StLN	95LouN	97PhiN														
12/10/66	Luthersburg, Pa.	9/9/44	B	R	5'8	170	638	2599	700	421	102	77	20	337	180	<u>174</u>	119	.269	.383	.321
Smith, George J. "Germany"	84AltU	84CleN	85-89BroA	90BroN	91-96CinN	97BroN	98StLN													
4/21/63	Pittsburgh, Pa.	12/1/27	R	R	6'	175	1712	6562	1597	907	252	95	47	<u>800</u>	408	<u>288</u>	<u>235</u>	.243	.331	.289
Smith, James A. "Stub"	98BosN																			
11/26/76	Elmwood, Ill.	Unknown	L	R	5'6	145	3	10	1	1	0	0	0	0	0	—	0	.100	.100	.100
Smith, John "John"	73MarNA	74BalNA	75NHNA																	
Unknown	Baltimore, Md.	Unknown	?	?	?	?	12	43	6	4	1	0	0	2	1	2	0	.140	.163	.159
Smith, Lionel H. "Leo"	90RocA																			
5/13/59	Brooklyn, N.Y.	8/30/35	?	?	5'6	142	35	112	21	11	1	3	0	11	14	—	1	.188	.250	.283
Snyder, James C.A. "Jim"	72EckNA																			
9/15/47	Brooklyn, N.Y.	12/1/22	?	?	5'7	130	26	103	30	16	2	3	0	11	0	1	0	.291	.369	.291
Spencer, ?	72NatNA																			
Unknown	Unknown	Unknown	?	?	?	?	1	4	0	1	0	0	0	0	0	0	0	.000	.000	.000
Spurney, Edward Frederick "Ed"	91PitN																			
1/19/72	Cleveland, Ohio	10/12/32	?	?	?	?	3	7	2	2	1	0	0	0	2	1	0	.286	.429	.444
Steere, Frederick Eugene "Gene"	94PitN																			
8/16/72	South Scituate, R.I.	3/13/42	?	?	?	?	10	39	8	3	0	0	0	4	2	1	2	.205	.205	.244
Strang, Samuel Nicklin "Sammy" "The Dixie Thrush" b.	Samuel Strang Nicklin	96LouN	00ChiN																	
12/16/76	Chattanooga, Tenn.	3/13/32	B	R	5'8	160	41	148	41	16	3	0	0	16	14	<u>6</u>	5	.277	.297	.348
Stratton, Asa Evans "Asa"	81WorN																			
2/10/53	Grafton, Mass.	8/14/25	?	?	?	?	1	4	1	0	0	0	0	0	0	2	—	.250	.250	.250
Stuart, William Alexander "Bill" "Chauncey"	95PitN	99NYN																		
8/28/73	Boalsburg, Pa.	10/14/28	?	?	5'11	170	20	80	19	5	3	0	0	10	2	<u>6</u>	2	.237	.275	.265
Sullivan, Joseph Daniel "Joe"	93-94WasN	94-96PhiN	96StLN																	
1/6/70	Charlestown, Mass.	11/2/97	?	?	5'10	178	415	1656	495	289	45	29	11	227	117	80	51	.299	.381	.362

SHORTSTOPS

Birth Date	Birth Place	Death Date	B	T	HGT	WGT	G	AB	H	R	2B	3B	HR	RBI	BB	SO	SB	BA	SA	OBP
Tomney, Philip Howard "Phil" "Buster" 88-90LouA																				
7/7/63	Reading, Pa.	3/18/92	R	R	5'7	155	254	882	205	148	32	12	5	100	96	<u>47</u>	64	.232	.313	.313
*Treacey, Peter "Pete" 76NYN																				
?/?/52	Brooklyn, N.Y.	Unknown	?	?	?	?	2	5	0	1	0	0	0	0	1	0	—	.000	.000	.167
Turbidy, Jeremiah "Jerry" 84KCU																				
7/4/52	Dudley, Mass.	9/5/20	?	?	5'8	165	13	49	11	5	4	0	0	—	3	—	—	.224	.306	.269
Wall, Howard Cornelius "Howard" 73WasNA																				
12/?/54	Washington D.C.	3/15/09	?	?	?	?	1	4	1	1	0	0	0	0	0	0	0	.250	.250	.250
Walsh, Joseph R. "Joe" "Reddy" 91BalA																				
11/5/64	Chicago, Ill.	8/8/11	L	R	?	?	26	100	21	14	0	1	1	10	6	18	4	.210	.260	.255
Ward, John Montgomery "John" "Johnnie" 78-82ProN 83-89NYN 90BroP 91-92BroN 93-94NYN																				
3/3/60	Bellafonte, Pa.	3/4/25	L	R	5'9	165	1827	7656	2107	1410	231	96	26	869	421	326	<u>540</u>	.275	.341	.314
Wheelock, Warren H. "Bobby" 87BosN 90-91CoIA																				
8/6/64	Charlestown, Mass.	3/13/28	R	R	5'8	160	236	854	201	138	25	4	3	70	118	<u>70</u>	106	.235	.285	.330
White, C.B. "C.B." 83PhiN																				
Unknown	Wakeman, Ohio	Unknown	?	?	?	?	1	1	0	0	0	0	0	0	0	0	—	.000	.000	.000
White, William Dighton "Bill" 84PitA 86-88LouA 88StLA																				
5/1/60	Bridgeport, Ohio	12/29/24	?	R	?	?	466	1833	441	272	39	37	6	<u>205</u>	125	—	<u>76</u>	.241	.312	.292
Whitehead, Milton P. "Milt" 84StLU 84KCU																				
?/?/62	Ontario, Canada	8/15/01	B	R	?	?	104	415	86	63	15	1	1	—	8	—	—	.207	.255	.222
Wise, Samuel Washington "Sam" "Modoc" 81DetN 82-88BosN 89WasN 90BufP 91BalA 93WasN																				
8/18/57	Akron, Ohio	1/22/10	L	R	5'10½	170	1175	4715	1281	834	221	112	49	672	389	643	<u>203</u>	.272	.397	.332
Wisner, Philip N. "Phil" 95WasN																				
7/?/69	Washington D.C.	7/5/36	?	R	?	?	1	0	0	0	0	0	0	0	0	0	0	—	—	—
Woerlin, Joseph "Joe" 95WasN																				
10/9/64	Trenheim, France	6/22/19	?	?	?	?	1	3	1	1	0	0	0	0	0	0	0	.333	.333	.333
Wordsworth, Favel Perry "Favel" 73ResNA																				
12/22/50	New York, N.Y.	8/12/88	?	?	?	?	12	40	10	5	0	0	0	3	2	1	0	.250	.286	.250
*Wright, George "George" 71-75BosNA 76-78BosN 79ProN 80-81BosN 82ProN																				
1/28/47	Yonkers, N.Y.	8/21/37	R	R	5'9½	150	591	2873	866	665	124	60	11	326	68	119	<u>47</u>	.301	.398	.318
*Wright, Samuel "Sam" 75NHNA 76BosN 80CinN 81BosN																				
11/25/48	New York, N.Y.	5/628	R	R	5'7½	146	45	173	29	10	4	0	0	5	1	6	<u>0</u>	.168	.191	.168
Wrigley, George Watson "Zeke" "Sailor Boy" 96-98WasN 99NYN 99BroN																				
1/18/74	Philadelphia, Pa.	9/28/52	?	?	5'8½	150	239	861	222	121	25	20	5	117	46	<u>1</u>	18	.258	.351	.296
*Yingling, Charles Christian "Charlie" 94PhiN																				
12/7/65	Baltimore, Md.	4/3/97	?	?	?	?	2	6	1	0	0	0	0	0	0	2	0	.167	.167	.167

OUTFIELDERS

Birth Date	Birth Place	Death Date	B	T	HGT	WGT	G	AB	H	R	2B	3B	HR	RBI	BB	SO	SB	BA	SA	OBP
Abbey, Charles S. "Charlie" 93-97WasN																				
10/1/66	Falls City, Neb.	4/27/26	L	L	5'8	169	452	1756	493	307	67	46	19	280	167	<u>107</u>	93	.281	.404	.351
Adams, George "George" 79SyrN																				
Unknown	Grafton, Mass	Unknown	R	R	5'6	175	4	13	3	0	0	0	0	0	1	1	—	.231	.231	.286
Addy, Robert Edward "Bob" "Magnet" 71RokNA 73PhiNA 73BosNA 74HarNA 75PhiNA 76ChiN 77CinN																				
2/?/45	Rochester, N.Y.	4/9/10	L	L	5'8	160	274	1231	341	227	36	13	1	167	20	9	<u>35</u>	.277	.329	.289
Adkinson, Henry Magee "Henry" 95StLN																				
9/1/74	Chicago, Ill.	5/1/23	?	?	?	?	1	5	2	1	0	0	0	0	0	2	0	.400	.400	.400
Allen, Frank Erwin "Ham" 72ManNA																				
4/20/46	Augusta, Me.	2/6/81	?	?	?	?	17	70	19	9	3	0	0	11	0	1	0	.271	.314	.271
Allen, Myron Smith "Myron" "Zeke" 83NYN 86BosN 87CleA 88KCA																				
3/22/54	Kingston, N.Y.	3/8/24	R	R	5'8	150	156	606	157	89	28	14	4	88	45	<u>3</u>	<u>30</u>	.259	.371	.317
*Allison, Arthur Algernon "Art" 71-72CleNA 73ResNA 75WasNA 75HarNA 76LouN																				
1/29/49	Philadelphia, Pa.	2/25/16	?	?	5'8	150	168	741	188	106	19	8	1	70	5	20	<u>10</u>	.254	.305	.259
Allison, William "Bill" 72EckNA																				
Unknown	Unknown	Unknown	?	?	?	?	5	19	3	5	0	0	0	1	0	1	0	.158	.158	.158
Anderson, John Joseph "John" 94-98BroN 98WasN 98-99BroN																				
12/14/73	Sarpsborg, Norway	7/23/49	B	R	6'2	180	597	2367	707	401	114	75	29	421	106	<u>55</u>	142	.298	.447	.337
Andrews, George Edward "Ed" 84-89PhiN 89IndN 90BroP 91CinA																				
4/5/59	Painesville, Ohio	8/12/34	R	R	5'8	160	774	3233	830	602	117	26	12	278	194	245	<u>205</u>	.257	.320	.301
Andrews, James Pratt "Jim" 90ChiN																				
6/5/65	Shelburne Falls, Mass.	12/27/07	?	?	?	?	53	202	38	32	4	2	3	17	23	41	11	.188	.272	.278
Andrus, Frederick Hotham "Fred" 76ChiN 84ChiN																				
8/23/50	Washington, Mich.	11/10/37	R	R	6'2	185	9	41	12	9	3	0	0	2	1	5	—	.293	.366	.310
Annis, William Perley "Bill" 84BosN																				
5/24/57	Stoneham, Mass.	6/10/23	R	?	5'7	150	26	96	17	17	2	0	0	3	0	8	—	.177	.198	.177
Armstrong, Robert "Bob" 71KekNA																				
?/?/50	Baltimore, Md.	Unknown	?	?	6'2	160	12	49	11	9	2	1	0	5	0	1	0	.224	.306	.224
Arnold, Willis S. "Billy" 72ManNA																				
3/2/51	Middletown, Conn.	1/17/99	?	?	?	?	2	7	1	2	0	0	0	0	0	0	0	.143	.143	.143
Atkinson, Edward "Ed" 73WasNA																				
?/?/51	Baltimore, Md.	Unknown	?	?	?	?	2	8	0	2	0	0	0	0	0	0	0	.000	.000	.000
Austin, Henry C. "Henry" 73ResNA																				
?/?/44	Brooklyn, N.Y.	9/3/95	?	?	?	?	23	101	25	10	3	3	0	11	0	5	0	.248	.337	.248
Bahret, Frank E. "Frank" 84BalU																				
?/?/58	Poughkeepsie, N.Y.	3/30/88	?	?	6'1	184	2	8	0	0	0	0	0	—	0	—	—	.000	.000	.000
Baker, Charles A. "Charlie" 84 Chi-PitU																				
1/15/56	Sterling, Mass.	1/15/37	R	R	5'4	140	15	57	8	5	2	0	1	—	0	—	—	.140	.228	.140
*Bannon, James Henry "Jimmy" "Foxy Grandpa" 93StLN 94-96BosN																				
5/5/71	Amesbury, Mass.	3/24/48	R	R	5'5½	160	367	1438	460	293	76	24	19	253	152	101	99	.320	.446	.389

OUTFIELDERS

Birth Date	Birth Place	Death Date	B	T	HGT	WGT	G	AB	H	R	2B	3B	HR	RBI	BB	SO	SB	BA	SA	OBP
*Bannon, Thomas Edward "Tom" "Ward Six" 95-96NYN																				
5/8/69	Amesbury, Mass.	1/26/50	R	R	5'8	175	39	166	44	34	7	2	0	8	8	9	20	.265	.331	.299
Barker, Alfred L. "Al" 71RokNA																				
1/13/39	Lost Creek, Ind..	9/15/12	?	?	?	?	1	4	1	0	0	0	0	2	1	0	0	.250	.250	.400
Barnes, William H. "Bill" 84StPU																				
Unknown	Indianapolis, Ind.	Unknown	?	?	?	?	8	30	6	2	1	0	0	—	0	—	—	.200	.233	.200
Barrett, John "John" 72AtINA																				
Unknown	Unknown	Unknown	?	?	?	?	8	34	7	6	1	0	0	2	0	1	1	.206	.235	.206
-Barrett, James Erigena "Jimmy" 99-00CinN																				
3/28/75	Athol, Mass.	10/24/21	L	R	5'9	170	163	637	206	144	13	11	5	52	90	—	48	.323	.402	.412
Barrows, Franklin Lee "Frank" 71BosNA																				
10/22/44	Hudson, Ohio	2/6/22	?	?	?	?	18	86	13	13	2	1	0	11	0	0	1	.151	.198	.151
Barry, John C. "Shad" 99WasN 00BosN																				
10/27/78	Newburgh, N.Y.	11/27/36	R	R	?	?	159	501	137	71	17	12	2	70	25	—	20	.273	.367	.315
Beach, Stonewall Jackson "Jack" 84WasA																				
?/~/62	Alexandria, Va.	7/23/96	?	?	?	?	8	31	3	3	2	0	0	—	0	—	—	.097	.161	.097
Beals, Thomas L. "Tommy" (aka W. Thomas) 1871-73 71-72OlyNA 73WasNA 74-75BosNA 80ChiN																				
8/?/50	New York, N.Y.	10/2/15	R	?	5'5	144	123	539	131	109	15	16	0	64	8	11	6	.243	.330	.254
Beaumont, Clarence Howeth "Ginger" 99-00PitN																				
7/23/76	Rochester, Wis.	4/10/56	L	R	5'8	190	249	1004	312	195	29	17	8	88	81	—	58	.311	.397	.369
Bechtel, George A. "George" 71AthNA 72MutNA 73-74PhiNA 75CenNA 75AthNA 76LouN 76NYN																				
9/2/48	Philadelphia, Pa.	Unknown	?	R	5'11	165	221	1040	288	216	48	12	3	165	22	12	17	.277	.354	.292
Beck, Frank J. "Frank" b. Hengstebeck 84PitA 84BalU																				
11/?/58	Poughkeepsie, N.Y.	2/8/41	?	R	5'9	141	8	32	6	2	2	0	0	—	0	—	—	.188	.250	.188
Beecher, Edward Harry "Ed" "Harry" "Red" 87PitN 89WasN 90BufP 91WasA 91PhiA																				
7/2/60	Guilford, Conn.	9/12/35	L	L	5'10	185	283	1190	325	148	52	17	7	177	71	48	19	.273	.363	.322
Behel, Stephen Arnold Douglas "Steve" "Dug" 84MilU 86NYA																				
11/6/60	Earlville, Ill.	2/15/45	?	?	?	?	68	257	54	37	6	2	0	17	25	—	16	.210	.249	.283
Belden, Ira Allison "Ira" 97CleN																				
4/16/74	Cleveland, Ohio	7/15/16	L	R	5'11	185	8	30	8	5	0	2	0	4	2	—	0	.267	.400	.333
Benners, Isaac B. "Ike" 84BroA 84WilU																				
6/7/56	Philadelphia, Pa.	4/18/32	L	?	?	175	55	211	39	25	11	5	1	—	8	—	—	.185	.299	.222
Berkelbach, Franklin Pierce "Frank" 84CinA																				
7/27/53	Philadelphia, Pa.	6/10/32	?	?	6'	182	6	25	6	3	0	1	0	3	0	—	—	.240	.320	.240
Berkenstock, Nathan "Nate" 71AthNA																				
?/~/31	?, Pennsylvania	2/23/00	?	?	?	?	1	4	0	0	0	0	0	0	0	3	0	.000	.000	.000
Bernard, Curtis Henry "Curt" 00NYN																				
2/18/78	Parkersburg, W. Va.	4/10/55	L	R	5'10	150	20	71	18	9	2	2	0	14	13	—	3	.254	.282	.309
Berry, Thomas Haney "Tom" 71AthNA																				
12/31/42	Chester, Pa.	6/6/15	?	?	5'6	140	1	4	1	0	0	0	0	0	0	0	0	.250	.250	.250

OUTFIELDERS

Birth Date	Birth Place	Death Date	B	T	HGT	WGT	G	AB	H	R	2B	3B	HR	RBI	BB	SO	SB	BA	SA	OBP
Berthrong, Henry W. "Harry" 71OlyNA																				
1/1/44	Mumford, N.Y.	4/28/28	?	?	5'6½	140	17	73	17	17	1	1	0	8	4	2	3	.233	.274	.273
Biecher, Edward "Ed" "Scrap Iron" 97StLN 98CleN																				
5/?/76	?, Indiana	7/15/39	?	?	?	?	11	37	9	2	2	0	0	1	0	—	1	.243	.297	.243
Bielaski, Oscar "Oscar" 72NatNa 73WasNA 74BalNA 75ChiNA 76ChiN																				
3/21/47	Washington D.C.	11/8/11	R	R	5'10½	170	174	746	179	117	7	2	0	52	10	18	9	.240	.255	.250
Birchall, Adoniram Judson "Jud" 82-84PhiA																				
9/12/55	Philadelphia, Pa.	12/22/87	?	?	?	?	225	1007	254	196	24	4	1	51	32	—	—	.252	.287	.279
Bird, George Raymond "George" 71RokNA																				
6/23/50	Stillman Valley, Ill.	11/9/40	R	R	5'9	160	25	106	28	19	2	5	0	13	3	2	1	.264	.377	.264
Birdsall, David Solomon "Dave" 71-73BosNA																				
7/16/38	New York, N.Y.	12/30/96	R	R	5'9	126	48	239	63	66	6	3	0	39	7	4	7	.264	.314	.285
Black, Robert Benjamin "Bob" 84KCU																				
12/10/62	Cincinnati, Ohio	3/21/33	?	?	5'5	155	38	146	36	25	14	2	1	—	10	—	—	.247	.390	.295
Blake, Harry Cooper "Harry" 94-98CleN 99StLN																				
6/16/74	Portsmouth, Ohio	10/14/19	R	R	5'7	165	527	1880	474	299	67	22	8	253	231	85	55	.252	.324	.336
Blakiston, Robert J. "Bob" b. Blackstone 82-84PhiA 84IndA																				
10/2/55	San Francisco, Ca.	12/25/18	?	?	5'8½	180	154	594	142	87	14	4	0	46	30	—	—	.239	.276	.280
Blong, Joseph Myles "Joe" 75RedsNA 76-77StLN																				
9/17/53	St. Louis, Mo.	9/17/92	R	R	?	?	136	540	119	50	17	7	0	48	6	38	1	.220	.278	.229
Boardman, Frederick "Frederick" 74BalNA																				
?/?/51	?, Missouri	Unknown	?	?	?	?	1	4	1	0	0	0	0	0	0	0	0	.250	.250	.250
Bohn, Charles "Charlie" 82LouA																				
?/?/57	Cleveland, Ohio	8/1/03	R	R	5'9	165	4	13	2	0	0	0	0	—	0	—	—	.154	.154	.154
Booth, Edward H. "Eddie" 72ManNA 72AtlNA 73ResNA 73-74AtlNA 75MutNA 76NYN																				
Unknown	Brooklyn, N.Y.	Unknown	?	?	?	?	242	1016	243	128	26	13	1	76	7	11	4	.239	.293	.244
Boyd, William J. "Bill" 72MutNA 73AtlNA 74HarNA 75AtlNA																				
12/22/52	New York, N.Y.	10/1/12	?	?	?	?	147	666	192	94	30	9	3	91	10	13	6	.288	.374	.299
Bradley, Al "Al" 84WasU																				
Unknown	Unknown	Unknown	?	?	5'10	185	1	3	0	0	0	0	0	—	2	—	—	.000	.000	.400
Brady, Michael T. "Spike" 75ChiNA																				
12/?/54	Chicago, Ill.	Unknown	?	?	?	?	1	4	1	1	0	1	0	0	0	0	0	.250	.750	.250
Brady, Stephen A. "Steve" 74-75HarNA 75WasNA 83-86NYA																				
7/14/51	Worcester, Mass.	11/1/17	?	?	5'9½	165	490	2030	529	313	50	20	4	114	94	15	22	.261	.306	.294
Briggs, Charles R. "Charlie" 84Chi-PitU																				
9/?/60	Batavia, Ill.	3/10/20	?	?	5'7	170	49	182	31	29	8	2	1	—	11	—	—	.170	.253	.218
Bristow, George "George" 99CleN																				
5/?/70	Paw Paw, Ill.	Unknown	?	R	5'10	170	3	8	1	0	1	0	0	0	0	—	0	.125	.250	.125

OUTFIELDERS

Birth Date	Birth Place	Death Date	B	T	HGT	WGT	G	AB	H	R	2B	3B	HR	RBI	BB	SO	SB	BA	SA	OBP
Brodie, Walter Scott "Steve" 90-91BosN 92-93StLN 93-96BaIN 97-98PitN 98-99BaIN																				
9/11/68	Warrenton, Va.	10/29/35	L	R	5'11	180	1245	4977	1515	808	177	81	20	817	373	148	269	.304	.384	.369
Brown, Oliver S. "Oliver" 72AtINA 75AtINA																				
5/3/49	Brooklyn, N.Y.	9/23/32	?	?	?	?	7	25	2	0	0	0	0	0	0	1	0	.080	.080	.080
Brown, Thomas Tarlton "Tom" 82BaIA 83-84CoIA 85-86PitA 87PitN 87IndN 88-89BosN 90BosP 91BosA 92-94LouN 95StLN 95-98WasN																				
9/21/60	Liverpool, England	10/25/27	L	R	5'10	168	1788	7374	1954	1523	239	138	64	736	748	709	657	.265	.361	.337
Browning, Louis Rogers "Pete" "The Gladiator" "Old Pete" 82-89LouA 90CleP 91PitN 91CinN 92LouN 92CinN 93LouN 94StLN 94BroN																				
6/17/61	Louisville, Ky.	9/10/05	R	R	6'	180	1183	4820	1646	954	295	85	46	659	466	168	258	.341	.467	.403
Budd, ? 90CleP																				
Unknown	Cleveland, Ohio	Unknown	?	?	?	?	1	4	0	0	0	0	0	0	0	3	0	.000	.000	.000
Bunce, Joshua "Josh" 77HarN																				
5/10/47	Brooklyn, N.Y.	4/28/12	?	?	?	?	1	4	0	0	0	0	0	0	0	0	—	.000	.000	.000
Burch, Earnest A. "Ernie" 84CleN 86-87BroA																				
9/9/56	Dekalb Co., Ill.	10/12/92	L	R	5'10	190	194	768	200	134	30	10	4	105	73	24	31	.260	.341	.328
Burke, Daniel L. "Dan" 90RocA 90SyrA 92Bos																				
10/25/68	Abington, Mass.	3/20/33	R	R	5'10	190	42	126	22	15	1	0	0	9	22	2	2	.175	.183	.307
Burke, Edward D. "Eddie" 90PhiN 90PitN 91MilA 92CinN 92-95NYN 95-97CinN																				
10/6/66	Northumberland, Pa.	11/26/07	L	R	5'6	161	855	3516	983	747	142	57	30	410	319	228	293	.280	.378	.352
Burkett, Jesse Cail "Jesse" "Crab" 90NYN 91-98CleN 99-00StLN																				
12/4/68	Wheeling, W. Va.	5/27/53	L	L	5'8	155	1360	5609	2001	1258	234	128	51	711	702	231	297	.357	.471	.432
Burnett, Hercules H. "Herk" 88LouA 95LouN																				
8/13/65	Louisville, Ky.	10/4/36	R	?	5'11	177	6	21	7	7	0	1	2	3	3	6	3	.333	.714	.417
Burns, James Milton "Jim" 88-89KCA 91WasA																				
??/61	St. Louis, Mo.	2/17/09	L	R	5'7	168	169	727	222	131	29	11	5	111	27	78	64	.305	.396	.341
Burns, Richard Simon "Dick" 83DetN 84CinU 85StLN																				
12/26/63	Holyoke, Mass.	11/16/37	L	L	5'7	140	130	544	145	97	26	14	4	9	10	30	—	.267	.388	.280
Burns, Thomas P. "Oyster" "Good Eye" 84WilU 84-85BaIA 87-88BaIA 88-89BroA 90-95BroN 95NYN																				
9/6/64	Philadelphia, Pa.	11/11/28	L	R	5'8	183	1188	4641	1390	869	224	129	65	832	464	182	263	.300	.446	.368
Burroughs, Henry S. "Henry" 71-72OlyNA																				
??/45	?, New Jersey	3/31/78	?	?	5'8	147	14	70	16	12	2	3	1	14	2	1	0	.229	.386	.250
Burt, Frank J. "Frank" 82BaIA																				
Unknown	Camden, N.J.	Unknown	?	?	?	?	10	36	4	2	2	1	0	—	1	—	—	.111	.222	.135
Butler, Frank Dean "Frank" "Goldbrick" 95NYN																				
7/18/60	Savannah, Ga.	7/10/45	L	R	5'7	155	5	22	6	5	1	0	0	2	1	1	0	.273	.318	.304
Butler, Frank Edward "Kid" 84BosU																				
5/7/61	Boston, Mass.	4/9/21	?	?	5'6	140	71	255	43	36	15	0	0	—	12	—	—	.169	.227	.206
Butler, William J. "Bill" 84IndA																				
??/61	New Orleans, La.	Unknown	?	?	?	?	9	31	7	7	3	2	0	—	1	—	—	.226	.452	.250
Cahill, John Patrick Parnell "Patsy" 84CoIA 86StLN 87IndN																				
4/30/65	San Francisco, Ca.	10/31/01	R	R	5'7½	168	252	936	192	93	24	12	1	58	24	84	50	.205	.260	.227

OUTFIELDERS

Birth Date	Birth Place	Death Date	B	T	HGT	WGT	G	AB	H	R	2B	3B	HR	RBI	BB	SO	SB	BA	SA	OBP
Callahan, Edward Joseph "Ed" 84StLU 84KCU 84BosU																				
12/11/57	Boston, Mass.	2/5/47	?	?	?	?	8	27	9	2	0	0	0	—	1	—	—	.333	.333	.357
Campau, Charles Columbus "Count" "Dago" "The Italian Count" 88DetN 90StLA 94WasN																				
10/17/63	Detroit, Mich.	4/3/38	L	R	5'11	160	147	572	153	97	14	15	10	93	46	40	63	.267	.397	.322
Canavan, James Edward "Jim" 91CinA 91MilA 92ChiN 93-94CinN 97BroN																				
11/26/66	New Bedford, Mass.	5/27/49	R	R	5'8	160	541	2072	464	326	63	49	30	291	232	147	114	.224	.345	.305
Carl, Frederick E. "Fred" 89LouA																				
9/8/58	Baltimore, Md.	1/13/99	L	L	5'6	158	25	99	20	13	2	2	0	13	16	22	0	.202	.263	.313
Carroll, ? 84WasU																				
Unknown	Unknown	Unknown	?	?	?	?	4	16	4	1	0	0	0	—	0	—	—	.250	.250	.250
Carroll, John E. "Scrappy" "Jack" 84StPU 85BufN 87CleA																				
8/27/60	Buffalo, N.Y.	11/14/42	L	?	5'7½	?	79	287	49	34	6	1	0	20	19	8	19	.171	.199	.232
Carroll, Samuel Clifford "Cliff" 82-85ProN 86-87WasN 88PitN 90-91ChiN 92StLN 93BosN																				
10/18/59	Clay's Grove, Iowa	6/12/23	B	R	5'8	163	991	3972	995	729	125	47	31	423	361	290	197	.251	.329	.320
Caruthers, Robert "Bob" "Parisian Bob" 84-87StLA 88-89BroA 90-91BroN 92StLN 93ChiN 93CinN																				
1/5/64	Memphis, Tenn.	8/5/11	L	R	5'7	138	705	2465	695	508	104	50	29	359	417	79	152	.282	.400	.391
*Casey, Dennis Patrick "Dennis" 84WilU 84-85BalA																				
3/30/58	Binghampton, N.Y.	1/19/09	L	R	5'9	164	102	421	115	72	18	9	6	29	26	—	—	.273	.401	.320
Cassidy, John P. "John" 75AtlNA 75NHNA 76-77HarN 78ChiN 79-82TroN 83ProN 84-85BroA																				
?/?/57	Brooklyn, N.Y.	7/2/91	R	L	5'8	168	634	2642	650	353	87	33	5	191	84	32	0	.246	.298	.269
Chapman, John Curtis "Jack" "Death to Flying Things" 74AtlNA 75StLN 76LouN																				
5/8/43	Brooklyn, N.Y.	6/10/16	?	R	5'11	170	113	504	124	64	16	5	0	60	6	21	6	.246	.298	.255
Chiles, Pearce Nuget "Fido" "Pete" "Bull" "Pearce" "What's The Use" 99-00PhiN																				
5/28/67	Deepwater, Mo.	Unknown	R	R	5'11	185	130	449	132	70	34	9	3	99	22	—	10	.294	.430	.328
Church, Hiram Lincoln "Hi" 90BroA																				
11/23/63	Central Square, N.Y.	2/23/26	?	?	?	?	3	9	1	1	0	0	0	0	0	—	0	.111	.111	.111
Clack, Robert Suter "Bobby" 74-75AtlNA 76CinN																				
6/13/50	?, England	10/22/33	R	R	5'9	153	82	312	38	33	1	1	0	19	9	17	0	.154	.163	.178
Clark, Owen F. "Spider" 89WasN 90BufP																				
9/16/67	Brooklyn, N.Y.	2/8/92	R	R	5'10	150	107	405	106	64	18	3	4	47	26	34	16	.262	.351	.311
*Clarke, Fred Clifford "Fred" 94-99LouN 00PitN																				
10/3/72	Winterset, Iowa	8/14/60	L	R	5'10½	165	873	3511	1150	691	138	76	37	425	296	81	269	.328	.442	.394
Clarke, Harry Corson "Harry" 89WasN																				
1/13/61	New York, N.Y.	3/3/23	?	?	?	?	1	3	0	0	0	0	0	0	0	1	0	.000	.000	.000
*Clarke, Joshua Baldwin "Josh" 98LouN																				
3/8/79	Winfield, Kan.	7/2/62	L	R	5'10	180	6	18	3	0	0	0	0	0	0	—	0	.167	.167	.211
Cline, John P. "Monk" 82BalA 84-85LouA 88KCA 91LouA																				
3/3/58	Louisville, Ky.	9/23/16	L	L	5'4	150	232	940	245	165	39	12	2	71	66	2	31	.261	.334	.313
Clinton, James Lawrence "Jim" "Big Jim" 72EckNA 73ResNA 74-75AtlNA 76LouN 82WorN 83-84BalA 85CinA 86BalA																				
8/10/50	New York, N.Y.	9/3/21	R	R	5'8½	154	426	1719	438	246	45	20	4	55	82	20	3	.255	.314	.289

OUTFIELDERS

Birth Date	Birth Place	Death Date	B	T	HGT	WGT	G	AB	H	R	2B	3B	HR	RBI	BB	SO	SB	BA	SA	OBP	
Coleman, John Francis "John" 83-84PhiN 84-86PhiA 86PitA 87-88PitN 89PhiA 90PitN																					
3/6/63	Saratoga Springs, N.Y.	5/31/22	L	R	5'9½	170	629	2508	645	332	88	56	7	279	152	154	71	.257	.345	.302	
Collins, Daniel Thomas "Dan" 74ChiNA 76LouN																					
7/12/54	St. Louis, Mo.	9/21/83	?	?	?	?	10	40	5	4	2	0	0	9	0	2	1	.125	.150	.125	
Collver, William J. "Bill" 85BosN																					
3/21/67	Clyde, Ohio	3/24/88	?	?	?	?	1	4	0	0	0	0	0	0	0	1	0	.000	.000	.000	
Cone, Joseph Frederick "Fred" 71BosNA																					
5/?/48	Rockford, Ill.	4/13/09	?	?	5'9½	171	19	77	20	17	3	1	0	16	8	2	12	.260	.325	.329	
Connolly, John M. "Red" 86StLN																					
?/?/63	New York, N.Y.	3/2/96	B	?	?	?	?	2	7	0	0	0	0	0	0	3	0	.000	.000	.000	
Connors, Jeremiah "Jerry" 92PhiN																					
Unknown	Cleveland, Ohio	Unknown	?	?	?	?	1	3	0	0	0	0	0	0	0	1	0	.000	.000	.000	
Cooke, Frederick B. "Fred" 97CleN																					
10/?/73	Gallipolis, Ohio	1/12/23	?	?	5'10	164	5	17	5	2	2	0	0	3	3	—	0	.294	.512	.400	
Cooley, Duff Gordon "Dick" "Duff" 93-96StLN 96-99PhiN 00PitN																					
3/29/73	Leavenworth, Kan.	8/9/37	L	R	5'11	158	696	3183	975	607	86	65	19	300	228	73	144	.306	.392	.355	
Coon, William K. "William" 75AthNA 76PhiN																					
3/21/55	Philadelphia, Pa.	8/30/15	?	?	?	?	57	233	52	31	5	1	0	23	2	4	1	.223	.253	.230	
Corkhill, John Stewart "Pop" 83-88CinA 88-89BroA 90BroN 91PhiA 91CinN 91-92PitN																					
4/11/58	Parkesburg, Pa.	4/3/21	L	R	5'10	180	1086	4404	1120	650	110	80	31	631	174	80	137	.254	.337	.288	
Coughlin, Dennis H. "Dennis" 72NatNA																					
?/?/44	New York, N.Y.	5/14/13	?	?	?	?	8	37	11	5	1	0	0	7	0	0	0	.297	.324	.297	
Cramer, William B. "Dick" 83NYN																					
Unknown	Brooklyn, N.Y.	8/11/85	?	?	?	?	2	6	0	0	0	0	0	0	1	5	—	.000	.000	.143	
Crane, Edward Nicholas "Cannonball" "Ed" 84BosU 85ProN 85BufN 86WasN 88-89NYN 90NYP 91CinA 91CinN 92-93NYN 93BroN																					
5/27/62	Boston, Mass.	9/19/96	R	R	5'10½	204	391	1409	335	199	45	15	18	84	86	191	29	.238	.329	.283	
Crawford, George "George" 90PhiA																					
Unknown	Unknown	Unknown	?	?	?	?	5	17	2	1	0	0	0	3	0	—	1	.118	.118	.118	
Crawford, Samuel Earl "Sam" "Wahoo Sam" 99-00CinN																					
4/18/80	Wahoo, Neb.	6/15/68	L	L	6'		190	132	516	140	93	18	22	8	79	30	—	20	.271	.438	.315
Creegan, Mark "Mark" 84WasU																					
7/31/64	San Francisco, Ca.	Unknown	?	?	?		161	9	33	5	4	0	0	0	—	1	—	.152	.152	.176	
Cregan, Peter James "Pete" "Peekskill Pete" 99NYN																					
4/13/75	Kingston, N.Y.	5/18/45	R	R	5'7½	150	1	2	0	0	0	0	0	0	0	—	0	.000	.000	.000	
Crowley, William Michael "Bill" 75PhiNA 77LouN 79-80BufN 81BosN 83PhiA 83CleN 84BosN 85BufN																					
4/8/57	Philadelphia, Pa.	7/14/91	R	R	5'7½	159	521	2057	540	263	83	22	8	225	102	178	0	.263	.336	.297	
Cullen, John Joseph "John" 84WilU																					
7/9/54	New Orleans, La.	2/11/21	?	?	5'10½	171	9	31	6	2	0	0	0	—	1	—	—	.194	.194	.219	

OUTFIELDERS

Birth Date	Birth Place	Death Date	B	T	HGT	WGT	G	AB	H	R	2B	3B	HR	RBI	BB	SO	SB	BA	SA	OBP
Curtis, Ervin Duane "Ervin" 91CinN 91WasA																				
12/27/61	Coldwater, Mich.	2/14/45	L	L	5'8½	157	56	211	55	28	6	5	1	25	22	35	5	.261	.351	.339
Cuthbert, Edgar Edward "Ned" 71-72AthNA 73PhiNA 74ChiNA 75StLNA 76StLN 77CinN 82-83StLA 84BalU																				
6/20/45	Philadelphia, Pa.	2/6/05	R	R	5'6	140	452	2114	537	453	74	17	8	182	65	35	70	.254	.317	.276
Dailey, Vincent Perry "Vint" "Vince" 90CleN																				
12/25/64	Osceola, Pa.	11/14/19	?	?	6'	200	64	246	71	41	5	7	0	32	33	23	17	.289	.366	.373
*Daily, Edward M. "Ed" 85-87PhiN 87-88WasN 89ColA 90BroA 90NYN 90-91LouA 91WasA																				
9/7/62	Providence, R.I.	10/21/91	R	R	5'10½	174	640	2573	616	396	92	35	19	288	125	122	235	.239	.325	.276
Daisey, George R. "George" 84AltU																				
?/?/57	Gloucester, N.J.	4/27/31	?	?	5'11	190	1	4	0	0	0	0	0	—	0	—	—	.000	.000	.000
Dalrymple, Abner Frank "Abner" 78MilN 79-86ChiN 87-88PitN 91MilA																				
9/9/57	Gratiot, Wis.	1/25/39	L	R	5'10½	175	951	4172	1202	813	217	81	43	407	204	359	58	.288	.410	.323
Daly, James J. "Sun" 92BalN																				
1/6/65	Port Henry, N.Y.	4/30/38	L	?	?	184	13	48	12	5	0	2	0	7	1	4	0	.250	.333	.265
*Daly, Joseph John "Joe" 90PhiA 91CleN 92BosN																				
9/21/68	Conshohocken, Pa.	3/21/43	?	R	5'8	157	23	78	21	8	4	1	0	7	3	2	1	.269	.346	.296
Deane, John Henry "Harry" 71KekNA 74BalNA																				
5/6/46	Trenton, N.J.	5/31/25	?	?	5'7	150	53	225	54	32	8	2	0	15	6	3	2	.240	.293	.260
Decker, George A. "George" 92-97ChiN 98StLN 98-99LouN 99WasN																				
6/1/69	York, Pa.	6/7/09	L	L	6'1	180	704	2739	756	423	98	51	25	416	173	127	112	.276	.376	.324
Delahanty, Edward James "Ed" "Big Ed" 88-89PhiN 90CleP 91-00PhiN																				
10/30/67	Cleveland, Ohio	7/2/03	R	R	6'1	170	1533	6340	2175	1369	432	155	82	1244	602	244		.407	.343	.499
Dexter, Charles Dana "Charlie" 96-99LouN 00ChiN																				
6/15/76	Evansville, Ind.	6/9/34	R	R	5.7	155	416	1503	417	238	55	18	9	203	86	34	100	.277	.356	.325
Dickerson, Lewis Pessano "Buttercup" "Lew" 78-79CinN 80TroN 80-81WorN 83PitA 84StLU 84BalA 84LouA 85BufN																				
10/11/58	Tyaskin, Md.	7/23/20	L	R	5'6	140	408	1762	500	302	84	34	4	127	48	51	—	.284	.377	.304
Dignan, Stephen E. "Steve" 80BosN 80WorN																				
4/16/59	Boston, Mass.	7/11/81	?	?	?	?	11	44	14	5	1	1	0	6	0	4	—	.318	.386	.318
Dillard, Robert Lee "Pat" "Rusty" 00StLN																				
6/12/73	Chattanooga, Tenn.	7/22/07	L	R	6'	180	57	183	42	24	5	2	0	12	13	—	7	.230	.279	.284
Dolan, Patrick Henry "Harry" "Cozy" 95-96BosN 00ChiN																				
12/3/72	Cambridge, Mass.	3/29/07	L	L	5'10	160	45	145	35	21	5	1	0	9	8	8	5	.241	.290	.286
Dole, Lester Carrington "Lester" 75NHNA																				
7/8/55	Meriden, Conn.	12/10/18	?	?	5/11	?	1	4	2	1	0	0	0	0	0	0	0	.500	.500	.500
Donlin, Michael Joseph "Mike" "Turkey Mike" 99-00StLN																				
5/30/78	Peoria, Ill.	9/24/33	L	L	5'9	170	144	542	176	89	17	12	16	75	31	—	34	.325	.489	.363
*Donnelly, Peter J. "Pete" 71KekNA																				
10/8/49	Philadelphia, Pa.	10/1/90	?	?	?	?	9	34	7	7	1	1	0	3	1	2	0	.206	.294	.229
Donohue, Alexander F. "Joe" b. Donoghue 91PhiN																				
?/?/65	Altoona, Pa.	Unknown	?	?	?	?	6	22	7	2	1	0	0	2	1	3	0	.318	.364	.375

OUTFIELDERS

Birth Date	Birth Place	Death Date	B	T	HGT	WGT	G	AB	H	R	2B	3B	HR	RBI	BB	SO	SB	BA	SA	OBP
Donovan, Patrick Joseph "Patsy" 90BosN 90BroN 91LouN 91WasN 92WasN 92-99PitN 00StLN																				
3/16/65	Queenstown, Ire.	12/25/53	B	L	5'11½	175	1330	5604	1698	1065	162	63	15	572	353	<u>131</u>	424	.303	.361	.352
Dooms, Henry E. "Jack" 92LouN																				
1/30/67	St. Louis, Mo.	12/14/99	?	?	?	?	1	4	0	0	0	0	0	0	1	3	0	.000	.000	.200
*Dorgan, Jeremiah F. "Jerry" 80WorN 82PhiA 84IndA 84BroA 85DetN																				
??/56	Meriden, Conn.	6/10/91	L	R	?	165	131	531	150	74	22	4	0	<u>49</u>	14	<u>11</u>	—	.282	.339	.303
*Dorgan, Michael Cornelius "Mike" 77StLN 79SyrN 80ProN 81WorN 81DetN 83-87NYN 90SyrA																				
10/2/53	Middletown, Conn.	4/26/09	R	R	5'9	180	715	2924	802	443	112	34	4	346	118	<u>179</u>	<u>39</u>	.274	.340	.303
Dow, Clarence G. "Clarence" 84BosU																				
10/2/54	Charlestown, Mass.	3/11/93	?	?	?	?	1	6	2	1	0	0	0	—	0	—	—	.333	.333	.333
Dowd, Thomas Jefferson "Tommy" "Buttermilk Tommy" 91BosA 91WasA 92WasN 93-97StLN 97PhiN 98StLN 99CleN																				
4/20/69	Holyoke, Mass.	7/2/33	R	R	5'8	173	1183	4920	1334	799	145	81	21	449	332	<u>200</u>	335	.271	.346	.320
Dowie, Joseph E. "Joe" 89BalA																				
7/15/65	New Orleans, La.	3/4/17	?	?	5'8	150	20	75	17	12	5	0	0	8	2	10	5	.227	.293	.268
Doyle, Cornelius J. "Conny" 83PhiN 84PitA																				
??/62	?, Ireland	7/29/31	?	?	5'10	185	31	126	32	11	6	4	0	<u>3</u>	2	<u>15</u>	—	.254	.365	.266
Drake, Lyman Daniel "Lyman" 84WasA																				
2/9/52	Berea, Ohio	2/6/32	?	?	?	?	2	7	2	0	1	0	0	2	0	—	—	.286	.429	.286
Duffee, Charles Edward "Charlie" "Home Run" 89-90StLA 91ColA 92WasN 93CinN																				
1/27/66	Mobile, Ala.	12/24/94	R	R	5'5½	151	508	1943	518	314	67	33	35	281	180	<u>150</u>	110	.267	.389	.332
Duffy, Hugh "Hugh" 88-89ChiN 90ChiP 91BosA 92-00BosN																				
11/26/66	Cranston, R. I.	10/19/54	R	R	5'7	168	1625	6672	2172	1497	306	108	104	1249	634	<u>212</u>	559	.326	.451	.387
Dungan, Samuel Morrison "Sam" "Dunny" 92-94ChiN 94LouN 00ChiN																				
7/29/66	Ferndale, Ca.	3/16/39	R	R	5'11	180	244	984	285	144	45	14	2	124	66	<u>29</u>	29	.290	.370	.350
Dyler, John F. "John" 82LouA																				
6/5/52	Louisville, Ky.	8/15/16	?	?	?	?	1	4	0	0	0	0	0	—	0	—	—	.000	.000	.000
Eagle, William Lycurgus "Bill" 98WasN																				
7/25/77	Rockville, Md.	4/27/51	?	?	?	?	4	13	4	0	1	0	0	2	0	—	0	.308	.385	.308
Earl, Howard J. "Howard" "Scissors" "Slim Jim" "Howdy" 90ChiN 91MilA																				
2/25/67	Palmyra, N.Y.	12/23/16	L	?	6'2	180	123	513	127	78	15	5	8	68	23	60	20	.248	.343	.284
Eden, Charles M. "Charlie" 77ChiN 79CleN 84-85PitA																				
1/18/55	Lexington, Ky.	9/17/20	L	L	?	168	226	935	244	118	56	18	4	<u>77</u>	33	<u>26</u>	—	.261	.372	.296
Egan, James K. "Jim" "The Troy Terrier" 82TroN																				
??/58	Derby, Conn.	9/26/84	?	L	?	?	30	115	23	15	3	2	0	10	1	21	—	.200	.261	.207
Egglar, David Daniel "Dave" 71-73MutNA 74PhiNA 75AthNA 76PhiN 77ChiN 79BufN 83BalA 83-85BufN																				
4/30/49	Brooklyn, N.Y.	4/5/02	R	R	5'9	165	576	2544	697	491	85	31	0	242	49	<u>162</u>	<u>46</u>	.274	.331	.288
Eland, ? 73MarNA																				
Unknown	Unknown	Unknown	?	?	?	?	1	3	0	0	0	0	0	0	0	0	0	.000	.000	.000
Ellick, Joseph J. "Joe" 75RedsNA 78MilN 80WorN 84Chi-PitU 84KCU 84BalU																				
4/3/54	Cincinnati, Ohio	4/21/23	?	?	5'10	162	116	487	106	77	12	0	0	<u>2</u>	19	<u>4</u>	<u>1</u>	.218	.242	.247

OUTFIELDERS

Birth Date	Birth Place	Death Date	B	T	HGT	WGT	G	AB	H	R	2B	3B	HR	RBI	BB	SO	SB	BA	SA	OBP
Evans, ? 75NHNA																				
Unknown	Unknown	Unknown	?	?	?	?	1	4	2	1	0	0	0	1	0	0	0	.500	.500	.500
Evans, Uriah L.P. "Jake" "Bloody Jake" 79-81TroN 82WorN 83-84CleN 85Bala																				
9/?/56	Baltimore, Md.	1/16/07	?	R	5'8	154	472	1831	435	215	70	21	1	168	63	172	—	.238	.300	.264
Ewell, George W. "George" 71CleNA																				
2/?/51	Philadelphia, Pa.	10/20/10	?	?	?	?	1	3	0	0	0	0	0	0	0	0	0	.000	.000	.000
Falch, Anton C. "Anton" 84MilU																				
12/4/60	Milwaukee, Wis.	3/31/36	?	?	6'6	220	5	18	2	0	0	0	0	—	0	—	—	.111	.111	.111
Farley, Thomas T. "Tom" 84WasA																				
Unknown	Chicago, Ill.	2/26/03	?	?	?	?	14	52	11	5	4	0	0	—	1	—	—	.212	.288	.241
Farrell, John "Jack" 74HarNA																				
1/2/56	Hartford, Conn.	11/15/16	?	?	?	?	3	13	5	3	0	0	0	0	1	0	0	.385	.385	.429
Fields, John Joseph "Jocko" 87-89PitN 90PitP 91PitN 91PhiN 92NYN																				
10/20/64	Cork, Ireland	10/14/50	R	R	5'10	160	341	1319	359	212	65	32	12	176	124	139	50	.272	.397	.338
Fisher, Charles "Charles" 89LouA																				
Unknown	Baltimore, Md.	Unknown	?	?	?	?	1	2	1	0	0	0	0	0	0	0	0	.500	.500	.500
Fisher, George Cresse "George" 84CleN 84WilU																				
8/20/55	Wilmington, Del.	1/29/37	?	?	?	?	14	53	5	2	0	0	0	0	0	3	—	.094	.094	.094
Flaherty, Martin John "Martin" 81WorN																				
9/24/53	Worcester, Mass.	6/10/20	L	L	?	?	1	2	0	0	0	0	0	0	0	2	—	.000	.000	.000
Fleming, Thomas Vincent "Tom" "Sleuth" 99NYN																				
11/20/73	Philadelphia, Pa.	12/26/57	L	L	5'11	155	22	77	16	9	1	1	0	6	2	—	1	.208	.247	.236
Fletcher, George Horace Elliot "George" 72EckNA																				
4/21/45	Brooklyn, N.Y.	6/18/79	?	?	?	?	2	8	2	1	0	0	0	1	0	0	0	.250	.250	.250
Flick, Elmer Harrison "Elmer" 98-00PhiN																				
1/11/76	Bedford, Ohio	1/9/71	L	R	5'9	168	399	1483	503	288	70	40	21	289	184	—	89	.339	.483	.427
Flynn, George A. "Dibby" "George" 96ChiN																				
5/24/71	Chicago, Ill.	12/28/01	?	?	5'9	150	29	106	27	15	1	2	0	4	11	9	12	.255	.302	.336
#Flynn, Joseph Nicholas "Joe" 84PhiU 84BosU																				
12/29/61	Providence, R.I.	12/22/33	?	?	?	?	61	240	59	42	11	4	4	—	13	—	—	.246	.375	.285
*Fogarty, James G. "Jim" 84-89PhiN 90PhiP																				
2/12/64	San Francisco, Ca.	5/20/91	R	R	5'10½	180	751	2880	709	508	110	55	20	320	351	327	325	.246	.343	.335
*Fogarty, John J. "Jack" 85StLN																				
11/8/68	San Francisco, Ca.	3/28/18	?	?	5'9	158	2	8	1	1	0	0	0	0	0	1	—	.125	.125	.125
Foley, Charles Joseph "Curry" 79-80BosN 81-83BufN																				
1/14/56	Milltown, Ireland	10/20/98	?	L	5'10	160	305	1305	373	192	57	12	6	128	34	83	—	.286	.362	.304
Foley, Thomas J. "Tom" 71ChiNA																				
8/16/47	Chicago, Ill.	1/4/96	?	?	5'9½	157	18	84	22	18	3	1	0	13	3	2	1	.262	.321	.287
Foster, Clarence Francis "Pop" 98-00NYN																				
4/8/78	New Haven, Conn.	4/16/44	R	R	5'8½	?	147	497	141	77	18	9	3	77	31	—	7	.284	.374	.331

OUTFIELDERS

Birth Date	Birth Place	Death Date	B	T	HGT	WGT	G	AB	H	R	2B	3B	HR	RBI	BB	SO	SB	BA	SA	OBP
Foster, Elmer Ellsworth "Elmer"			86NYA 88-89NYN 90-91ChiN																	
8/15/61	Minneapolis, Minn.	7/22/46	R	L	5'10	178	115	386	72	56	7	5	6	41	29	<u>44</u>	37	.187	.277	.258
Frank, Charles "Charlie"			93-94StLN																	
5/30/70	Mobile, Ala.	5/24/22	L	L	5'10	170	120	483	144	81	18	10	5	59	62	21	22	.298	.408	.384
Frank, Frederick "Fred"			98CleN																	
3/11/74	Louisa, Ky.	3/27/50	?	?	5'9	162	17	53	11	3	1	1	0	3	4	—	1	.208	.264	.276
Franklin, ?			84WasU																	
Unknown	Unknown	Unknown	?	?	?	?	1	3	0	0	0	0	0	—	0	—	—	.000	.000	.000
Freeman, John Frank "Buck"			91WasA 98-99WasN 00BosN																	
10/30/71	Catasauqua, Pa.	6/25/49	L	L	5'9	169	306	1131	356	185	41	41	34	209	57	<u>2</u>	33	.315	.514	.365
French, William "Bill"			73MarNA																	
Unknown	Baltimore, Md.	Unknown	?	?	?	?	6	18	4	3	0	0	0	1	0	0	0	.222	.222	.222
*Friel, Patrick Henry "Pat"			90SyrA 91PhiA																	
6/11/60	Lewisburg, W. Va.	1/15/24	B	?	5'11	170	64	268	67	53	9	2	3	21	17	<u>0</u>	34	.249	.331	.301
Frisbee, Charles Augustus "Charlie" "Bunt"			99BosN 00NYN																	
2/2/74	Dows, Iowa	11/7/54	B	R	5'9	175	46	165	52	24	5	2	0	22	11	—	10	.315	.370	.365
*Fulmer, Washington Fayette "Washington"			75AtlNA																	
6/15/40	Philadelphia, Pa.	12/8/07	?	?	?	?	1	4	2	1	0	0	0	1	0	0	0	.500	.500	.500
Fultz, David Lewis "Dave"			98-99PhiN 99BalN																	
5/29/75	Staunton, Va.	10/29/59	R	R	5'11	170	78	270	74	38	5	4	0	23	19	—	19	.274	.322	.326
Galligan, John T. "John"			89LouA																	
6/?/65	Easton, Pa.	8/22/37	?	?	5'10	160	31	120	20	6	0	2	0	7	6	17	1	.167	.200	.213
Gardner, Frank Washington "Gid"			79TroN 80CleN 83-84BalA 84Chi-PitU 84BalU 85BalA 87IndN 88WasN 88PhiN 88WasN																	
5/6/59	Boston, Mass.	8/1/14	?	?	?	165	199	765	178	113	33	18	4	<u>30</u>	69	<u>16</u>	<u>7</u>	.233	.33	.298
Gaule, Michael John "Mike"			89LouA																	
8/4/69	Baltimore, Md.	1/24/18	L	L	6'2	?	1	2	0	0	0	0	0	0	0	1	0	.000	.000	.000
Gear, Dale Dudley "Dale"			96-97CleN																	
2/2/72	Lone Elm, Kan.	9/23/51	R	R	5'11	165	11	39	10	8	2	1	0	5	4	<u>1</u>	2	.256	.359	.326
Gedney, Alfred W. "Al" "Count"			72TroNA 72EckNA 73MutNA 74AthNA 75MutNA																	
5/10/49	Brooklyn, N.Y.	3/26/22	?	?	5'9	140	202	832	209	139	25	8	5	99	13	26	8	.251	.319	.263
Geier, Philip Louis "Phil" "Shorty" "Ophelia"			96-97PhiN 00CinN																	
11/3/75	Washington D.C.	9/25/67	L	R	5'7	145	139	485	130	81	7	7	1	51	69	<u>7</u>	25	.268	.318	.365
Genins, C. Frank "Frank" "Frenchy"			92StLN 92CinN 92StLN 95PitN																	
11/2/66	St. Louis, Mo.	9/30/22	R	R	?	?	123	413	93	60	13	0	2	35	35	<u>27</u>	29	.225	.266	.289
George, William M. "Bill"			87-89NYN 89CoLA																	
1/27/65	Bellaire, Ohio	8/23/16	R	L	5'8	165	30	124	26	15	1	0	1	14	2	12	5	.210	.242	.222
Gettig, Charles Henry "Charlie"			96-99NYN																	
12/?/70	Baltimore, Md.	4/11/35	R	?	5'10	172	126	377	91	48	16	2	0	47	28	<u>0</u>	12	.241	.294	.302
Gettinger, Lewis Thomas Leyton "Tom" "Tired Tommy" b.Gittinger			89-90StLA 95LouN																	
12/11/68	Frederick, Md.	7/26/43	L	L	5'10	180	125	503	131	61	18	10	6	64	30	<u>16</u>	14	.260	.372	.306

OUTFIELDERS

Birth Date	Birth Place	Death Date	B	T	HGT	WGT	G	AB	H	R	2B	3B	HR	RBI	BB	SO	SB	BA	SA	OBP
Gettman, Jacob John "Jake" 97-99WasN																				
10/25/75	Frank, Russia	10/4/56	B	L	5'11	185	197	772	215	108	24	8	8	78	40	—	44	.278	.361	.322
Gilbert, John Robert "Jack" "Jackrabbit" 98WasN 98NYN																				
9/4/75	Rhinecliff, N.Y.	7/7/41	?	?	?	?	3	9	2	0	0	0	0	1	1	—	2	.222	.222	.364
Gilks, Robert James "Bob" 87-88CleA 89-90CleN 93BalN																				
7/2/64	Cincinnati, Ohio	8/21/44	R	R	5;8	178	339	1385	320	163	33	9	1	142	49	<u>61</u>	47	.231	.270	.265
Gillespie, John William "John" 90BufP																				
Unknown	New York, N.Y..	Unknown	L	R	?	?	1	3	0	0	0	0	0	0	0	2	0	.000	.000	.000
Gillespie, Peter Patrick "Pat" "Pete" "Twist" "Paddy" "Gill" 80-82TroN 83-87NYN																				
11/30/51	Carbondale, Pa.	5/5/10	L	R	6'1½	178	714	2927	809	450	108	45	10	351	106	216	<u>54</u>	.276	.354	.303
Gilman, Pitkin Clark "Pit" 84CleN																				
3/14/64	Laporte, Ohio	8/17/50	L	L	?	?	170	2	10	1	0	0	0	0	0	3	0	.100	.100	.100
Glenn, Edward C. "Ed" "Mouse" 84VirA 86PitA 88KCA 88BosN																				
9/19/60	Richmond, Va.	2/10/92	R	R	5'10	160	137	525	106	66	8	11	1	<u>29</u>	24	<u>8</u>	<u>20</u>	.202	.265	.245
Glenn, John W. "John" 71-72OlyNA 72NatNA 73WasNA 74-75ChiNA 76-77ChiN																				
?/?/49	Rochester, N.Y.	11/10/88	R	R	5'8½	169	315	1372	366	235	44	7	1	157	35	33	<u>16</u>	.267	.311	.285
Godar, John Michael "John" 92BalN																				
10/25/64	Cincinnati, Ohio	6/23/49	R	R	5'9	160	5	14	3	2	0	0	0	1	2	1	1	.214	.214	.353
Golden, Michael Henry "Mike" 75WesNA 75ChiNA 78MiIN																				
9/11/51	Shirley, Mass.	1/11/29	R	R	5'8	168	107	415	90	38	9	3	0	35	5	38	<u>3</u>	.217	.255	.226
Goldsby, Walton Hugh "Walt" 84StLA 84WasA 84VirA 86WasN 88BalA																				
12/31/61	Marion, Louisiana	1/11/14	L	?	?	?	197	73	267	65	23	3	1	<u>23</u>	12	<u>3</u>	<u>17</u>	.243	.262	.289
Goodenough, William B. "Bill" 93StLN																				
?/?/63	New York, N.Y.	5/24/05	L	?	6'1	170	10	31	5	4	1	0	0	2	3	4	2	.161	.194	.297
Goodfellow, Michael J. "Mike" 87StLA 88CleA																				
10/3/66	Port Jervis, N.Y.	2/12/20	R	R	6'	180	69	273	66	24	7	0	0	29	11	—	7	.242	.267	.279
Gore, George F. "George" "Piano Legs" 79-86ChiN 87-89NYN 90NYP 91-92NYN 92StLN																				
5/3/57	Saccarappa, Me.	9/16/33	L	R	5'11	195	1310	5357	1612	1327	262	94	46	618	717	331	<u>170</u>	.301	.411	.386
Gorman, John F. "Jack" "Stooping Jack" 83StLA 84KCU 84PitA																				
?/?/59	St. Louis, Mo.	9/9/89	?	?	?	?	17	62	8	6	1	1	0	—	1	—	—	.129	.177	.143
Graham, Bernard W. "Bernie" 84Chi-PitU 84BalU																				
?/?/60	Beloit, Wis.	10/30/86	L	?	?	?	42	172	46	23	11	0	0	—	2	—	—	.267	.331	.276
Green, Edward "Danny" 98-00ChiN																				
11/6/76	Burlington, N.J.	11/9/14	L	R	?	?	267	1052	315	179	37	19	15	132	59	—	58	.299	.413	.345
Greer, Edward C. "Ed" 85-86BalA 86-87PhiA 87BroA																				
?/?/65	Philadelphia, Pa.	2/4/90	?	R	?	?	232	851	183	117	26	5	3	93	43	—	<u>51</u>	.215	.268	.261
Griffin, Michael Joseph "Mike" 87-89BalA 90PhiP 91-98BroN																				
3/20/65	Utica, N.Y.	4/10/08	L	R	5'7	160	1513	5923	1755	1406	314	108	42	720	809	<u>207</u>	473	.296	.407	.388
Griffin, Tobias Charles "Sandy" (aka Griffith) 84NYN 90RocA 91WasA 93StLN																				
10/24/58	Fayetteville, N.Y.	6/4/26	R	R	5'10	160	166	630	173	116	35	7	5	78	77	<u>24</u>	<u>25</u>	.275	.376	.361

OUTFIELDERS

Birth Date	Birth Place	Death Date	B	T	HGT	WGT	G	AB	H	R	2B	3B	HR	RBI	BB	SO	SB	BA	SA	OBP	
Haigh, Edward E. "Ed" 92StLN																					
2/7/67	Philadelphia, Pa.	6/4/26	?	?	?	?	1	4	1	0	0	0	0	0	0	2	0	.250	.250	.250	
Hall, Archibald W. "Al" 79TroN 80CleN																					
Unknown	Worcester, Mass.	2/10/85	?	?	?	?	70	314	80	31	7	3	0	14	3	13	—	.255	.296	.262	
Hall, Charles Walter "Charlie" "Doc" 87NYA																					
8/24/63	Toulon, Ill.	6/24/21	?	?	5'10	158	3	12	1	1	0	0	0	0	2	—	1	.083	.083	.214	
Hall, George William "George" 71OlyNA 72-73BalNA 74BosNA 75AthNA 76PhiN 77LouN																					
3/29/49	Stepney, England	6/11/23	L	?	5'7	142	365	1671	538	377	68	54	13	252	37	29	<u>20</u>	.322	.451	.337	
Halligan, William E. "Jocko" 90BufP 91-92CinN 92BalN																					
12/8/68	Avon, N.Y.	2/13/45	L	?	5'9	166	190	737	207	123	30	15	10	132	86	77	23	.281	.403	.359	
Ham, Ralph A. "Ralph" 71RokNA																					
3/?/49	Troy, N.Y.	2/13/05	?	?	5'8	158	25	113	28	25	4	0	0	12	1	7	6	.248	.283	.254	
Hamburg, Charles M. "Charlie" "Germany" b. Hambrick 90LouA																					
11/22/63	Louisville, Ky.	5/18/31	?	?	6'	175	133	485	132	93	22	2	3	77	69	—	46	.272	.344	.370	
Hamilton, William Robert "Billy" "Sliding Billy" 88-89KCA 90-95PhiN 96-00BosN																					
2/16/66	Newark, N.J.	12/16/40	L	R	5'6	165	1492	5935	2064	1626	231	93	37	704	1125	<u>220</u>	894	.348	.436	.459	
Hanlon, Edward Hugh "Ned" "Ed" 80CleN 81-88DetN 89PitN 90PitP 91PitN 92BalN																					
8/22/57	Montville, Conn.	4/14/37	L	R	5'9½	170	1267	5074	1317	930	159	79	30	517	471	357	<u>329</u>	.260	.340	.325	
Hannifan, Patrick James "Jimmy" "Pat" 97BroN																					
4/20/66	Nova Scotia, Canada	11/5/08	B	L	?	?	10	20	5	4	0	0	0	2	1	—	4	.250	.250	.375	
Harbidge, William Arthur "Bill" "Yaller Bill" (aka Harbridge) 75HarNA 76-77HarN 78-79ChiN 80TroN 82TroN 83PhiN 84CinU																					
3/29/55	Philadelphia, Pa.	3/17/24	L	L	?	?	162	378	1510	373	200	44	13	2	<u>88</u>	71	<u>66</u>	—	.247	.303	.287
Harley, Richard Joseph "Dick" 97-98StLN 99CleN 00CinN																					
9/25/72	Philadelphia, Pa.	4/3/52	L	R	5'10½	165	379	1470	382	189	28	16	4	132	111	—	55	.260	.309	.331	
Hartsel, Tully Frederick "Topsy" 98-99LouN 00CinN																					
6/26/74	Polk, Ohio	10/14/44	L	L	5'5	155	70	210	62	29	3	2	3	21	30	—	10	.295	.371	.388	
Hasney, Peter James "Pete" 90PhiA																					
5/26/65	?, England	5/24/08	?	?	?	?	2	7	1	1	0	0	0	0	1	—	0	.143	.143	.250	
Hassamaer, William Louis "Bill" "Roaring Bill" 94-95WasN 95-96LouN																					
7/26/64	St. Louis, Mo.	5/29/10	?	?	6'	180	257	1059	306	163	58	23	7	178	84	44	25	.289	.407	.342	
*Hatfield, John Van Buskirk "John" 71-75MutNA 76NYN																					
7/20/47	?, New Jersey	2/20/09	?	?	5'10	165	206	1011	283	219	36	11	3	146	23	20	<u>28</u>	.280	.346	.296	
Hawes, William Hildreth "Bill" 79BosN 84CinU																					
11/17/53	Nashua, N. H.	6/16/40	R	R	5'10	155	117	504	129	99	10	7	4	<u>9</u>	7	<u>13</u>	—	.254	.325	.264	
Hayes, John Edward "John" 76NYN																					
1/?/55	New York, N.Y.	5/25/04	?	?	5'7½	170	5	21	3	1	0	2	0	2	0	0	—	.143	.333	.143	
Heard, Charles "Charlie" 90PitN																					
1/30/72	Philadelphia, Pa.	2/20/45	R	R	6'2	190	12	43	8	2	2	0	0	0	1	15	0	.186	.233	.205	
Heidrick, R. Emmet "Emmet" "Snags" 98CleN 99-00StLN																					
7/9/76	Queenstown, Pa.	1/20/16	L	R	6'	185	250	1006	319	170	29	24	4	135	55	—	80	.317	.406	.355	

OUTFIELDERS

Birth Date	Birth Place	Death Date	B	T	HGT	WGT	G	AB	H	R	2B	3B	HR	RBI	BB	SO	SB	BA	SA	OBP
Hemp, William H. "Ducky" 87LouA 90PitN 90SyrA																				
12/27/67	St. Louis, Mo.	3/6/23	?	?	?	?	31	117	25	11	2	2	0	5	9	12	4	.214	.265	.281
Hemphill, Charles Judson "Charlie" "Eagle Eye" 99StLN 99CleN																				
4/20/76	Greenville, Mich.	6/22/53	L	L	5'9	160	66	239	65	27	3	5	3	26	12	—	3	.272	.364	.312
Henry, George Washington "George" 93CinN																				
8/10/63	Philadelphia, Pa.	12/30/34	R	R	5'9	180	21	83	23	11	3	0	0	13	11	12	2	.277	.313	.375
Henry, John Michael "John" 84CleN 85BalA 86WasN 90NYN																				
9/2/63	Springfield, Mass.	6/11/39	?	L	?	?	60	218	53	28	9	0	0	19	8	27	12	.243	.284	.273
Hernon, Thomas H. "Tom" 97ChiN																				
11/4/66	E. Bridgewater, Mass.	2/4/02	R	R	5'7½	156	4	15	2	2	0	0	0	2	0	—		.133	.133	.133
Heubel, George A. "George" 71AthNA 72OlyNA 76NYN																				
?/?/49	Paterson, N.J.	1/22/96	?	?	5'11½	178	23	102	26	20	4	2	0	14	2	0	1	.255	.333	.269
Higby, ? 72AtlNA																				
Unknown	Unknown	Unknown	?	?	?	?	1	4	0	0	0	0	0	0	0	0	0	.000	.000	.000
Higham, Richard "Dick" 71MutNA 72BalNA 73-74MutNA 75ChiNA 75MutNA 76HarN 78ProN 80TroN																				
7/24/51	Ipswich, England	3/18/05	L	R	5'8½	171	372	1786	549	384	85	15	4	204	17	28	20	.307	.378	.314
Hines, Henry Fred "Hunkey" 95BroN																				
9/29/67	Elgin, Ill.	1/2/28	R	R	5'7	165	2	8	2	3	0	0	0	1	2	0	0	.250	.250	.400
Hines, Paul A. "Paul" 72NatNA 73WasNA 74-75ChiNA 76-77ChiN 78-85ProN 86-87WasN 88-89IndN 90PitN 90BosN 91WasA																				
3/1/52	?, Virginia	7/10/35	R	R	5'9½	173	1659	7062	2133	1217	399	93	57	855	372	309	163	.302	.408	.337
Hodes, Charles "Charlie" 71ChiNA 72TroNA 74AtlNA																				
?/?/48	New York, N.Y.	2/14/75	?	R	5'11½	175	62	273	63	57	10	1	2	42	8	2	3	.231	.297	.253
Hogan, Martin F. "Marty" 94CinN 94-95StLN																				
10/15/69	Wednesbury, England	8/15/23	R	R	5'8	145	40	141	34	17	4	4	0	18	7	17	11	.241	.326	.282
Hogan, Mortimer Edward "Eddie" 84MilU 87NYA 88CleA																				
?/?/62	?, Illinois	3/17/23	R	?	5'7	1632	121	426	88	88	23	7	0	29	87	—	42	.207	.294	.357
Hogriever, George C. "George" 95CinN																				
3/17/69	Cincinnati, Ohio	1/26/61	R	R	5'8	160	69	239	65	61	8	7	2	34	36	17	41	.272	.389	.374
Holdsworth, James "Jim" 72CleNA 72EckNA 73MutNA 74PhiNA 75MutNA 76NYN 77HarN 82TroN 84IndA																				
7/14/50	New York, N.Y.	3/22/18	R	R	?	?	318	1484	432	221	38	22	0	138	8	20	8	.291	.346	.295
Holliday, James Wear "Bug" *(86ChiN) 89CinA 90-98CinN																				
2/8/67	St. Louis, Mo.	2/15/10	R	R	5'11	151	930	3658	1141	735	162	72	65	621	360	211	252	.312	.449	.377
Hollingshead, John Samuel "Holly" (aka Samuel John Holly) 72NatNA 73WasNA 75WasNA																				
1/17/53	Washington, D.C.	10/6/26	?	?	?	?	58	261	69	45	4	4	0	33	2	7	2	.264	.310	.270
Holmes, James William "Ducky" 95-97LouN 97NYN 98StLN 98-99BalN																				
1/28/69	Des Moines, Iowa	8/6/32	L	R	5'6	170	443	1712	507	241	73	27	9	233	109	14	116	.296	.380	.352
Hooper, Michael H. "Mike" 73MarNA																				
2/7/50	Baltimore, Md.	12/2/17	?	?	5'6	165	3	14	3	3	1	0	0	2	0	0	0	.214	.286	.214
Hoover, William James "Buster" 84PhiU 84PhiN 86BalA 92CinN																				
4/12/63	Philadelphia, Pa.	4/16/24	R	R	6'1	178	127	525	151	114	23	14	1	16	37	13	16	.288	.390	.337

OUTFIELDERS

Birth Date	Birth Place	Death Date	B	T	HGT	WGT	G	AB	H	R	2B	3B	HR	RBI	BB	SO	SB	BA	SA	OBP
Hornung, Michael Joseph "Joe" "Ubbo Ubbo" 79-80BufN 81-88BosN 89BalA 90NYN																				
6/12/57	Carthage, N.Y.	10/30/31	R	R	5'8½	164	1123	4784	1230	788	172	90	31	564	120	498	159	.257	.350	.277
Hotaling, Peter James "Pete" "Monkey" 79CinN 80CleN 81WorN 82BosN 83-84CleN 85BroA 87-88CleA																				
12/16/56	Mohawk, N.Y.	7/3/28	L	R	5'8	166	840	3492	931	590	148	63	9	371	224	161	78	.267	.353	.314
Houtz, Fred Fritz "Lefty" 99CinN																				
9/4/75	Connersville, Ind.	2/15/59	L	L	5'10	170	5	17	4	1	0	1	0	0	4	—	1	.235	.353	.381
Hoy, William Ellsworth "Dummy" 88-89Wasn 90BufP 91StLSA 92-93WasN 94-97CinN 98-99LouN																				
5/23/62	Houcktown, Ohio	12/15/61	L	R	5'6	160	1593	6309	1811	1269	206	108	36	647	880	211	558	.287	.371	.385
Huelsman, Frank Elmer "Frank" "Cannonball" 97StLN																				
6/5/74	St. Louis, Mo.	6/9/59	R	R	6'2	210	2	7	2	0	1	0	0	0	0	—	0	.286	.429	.286
Hunt, Richard M. "Dick" 72EckNA																				
??/47	New York, N.Y.	11/20/95	?	?	5'9	145	11	46	15	10	1	1	0	4	1	0	0	.326	.391	.340
Hurley, William F. "Dick" "Will" 72OlyNA																				
??/49	?, Pennsylvania	Unknown	?	?	5'7	160	2	7	0	0	0	0	0	0	0	1	0	.000	.000	.000
Isbell, William Frank "Frank" "Bald Eagle" "Izzy" 98ChiN																				
8/21/75	Delevan, N.Y.	7/15/41	L	R	5'11	190	45	159	37	17	4	0	0	8	3	—	3	.233	.258	.252
Johns, Thomas Pearce "Tommy" 73MarNA																				
9/7/51	Baltimore, Md.	4/13/27	?	?	?	?	1	4	0	0	0	0	0	0	0	0	0	.000	.000	.000
Johnson, John Ralph "Ralph" 89-90CoIA 91CleN																				
??/60	?, Canada	Unknown	L	L	5'9	175	331	1324	400	246	45	31	4	238	109	70	93	.302	.392	.368
Johnson, William F. "Bill" "Sleepy Bill" 84PhiU 87IndN 90-91BalA 92BalN																				
9/??/62	?, New Jersey	7/17/42	L	L	?	167	169	636	168	121	15	17	2	90	98	61	45	.264	.351	.368
Johnston, Richard Frederick "Dick" 84VirA 85-89BosN 90BosP 90NYP 91CinA																				
4/6/63	Kingston, N.Y.	4/4/34	R	R	5'8	155	746	2992	751	453	109	68	33	386	133	233	151	.251	.366	.285
Jones, ? 84WasA																				
Unknown	Johnstown, Pa.	Unknown	?	?	?	?	4	17	5	2	0	0	0	—	1	—	—	.294	.294	.333
Jones, Charles Wesley "Charley" b. Benjamin Wesley Rippay 75WesNA 75HarNA 76-77CinN 77ChiN 77-78CinN 79-80BosN 83-87CinA 87NYA 88KCA																				
4/30/50	Alamance Co., N.C.	Unknown	R	R	5'11½	202	894	3738	1114	733	172	102	56	552	237	130	19	.298	.444	.341
Jones, Fielder Allison "Fielder" 96-00BroN																				
8/13/71	Shinglehouse, Pa.	3/13/34	L	R	5'11	180	623	2456	768	486	74	33	11	256	266	15	153	.313	.383	.388
Jones, Levin 73MarNA 74BalNA																				
Unknown	Unknown	Unknown	?	?	?	?	3	11	4	0	0	0	0	2	0	0	0	.364	.364	.364
Jordan, Michael Henry "Mike" "Mitty" "Proctor Knott" 90PitN																				
2/7/63	Lawrence, Mass.	9/25/40	?	?	5'7½	155	37	125	12	8	1	0	0	6	15	19	5	.096	.104	.210
Joyce, George W. "George" 86WasN																				
Unknown	Unknown	11/9/95	?	?	?	?	1	0	0	0	0	0	0	0	0	0	0	—	—	—
Kalbfus, Charles Henry "Charlie" "Skinny" 84WasU																				
12/28/64	Washington D.C.	11/18/41	R	R	5'11	145	1	5	1	1	0	0	0	—	0	—	—	.200	.200	.200
*Kappel, Joseph "Joe" 84Phi N90PhiA																				
4/27/57	Philadelphia, Pa.	7/8/29	R	?	5'11	175	60	223	51	30	8	1	1	22	20	2	12	.229	.287	.295

OUTFIELDERS

Birth Date	Birth Place	Death Date	B	T	HGT	WGT	G	AB	H	R	2B	3B	HR	RBI	BB	SO	SB	BA	SA	OBP
Keeler, William Henry "Willie" "Wee Willie" b. O'Kelleher 92-93NYN 93BroN 94-98BalN 99-00BroN																				
3/3/72	Brooklyn, N.Y.	1/1/23	L	L	5'4½	145	962	4114	1567	1023	138	22	21	523	259	<u>35</u>	334	.381	.477	.426
Kelley, Joseph James "Joe" 91BosN 92PitN 92-98BalN 99-00BroN																				
12/9/71	Cambridge, Mass.	8/14/43	R	R	5'11	190	1113	4290	1449	999	233	137	52	868	624	<u>163</u>	355	.338	.492	.428
Kelly, Michael Joseph "Mike" "King" 78-79CinN 80-86ChiN 87-89BosN 90BosP 91CinA 91BosA 91-92BosN 93NYN																				
12/31/57	Troy, N.Y.	11/8/94	R	R	5'10	170	1455	5894	1813	1357	359	102	69	950	549	418	<u>368</u>	.308	.438	.368
Kelly, William J. "Bill" 71KekNA																				
Unknown	New York, N.Y.	Unknown	?	?	?	/	18	67	15	16	1	1	0	7	6	1	0	.224	.269	.288
Kelty, John James "John" "Chief" 90PitN																				
3/10/71	Jersey City, N.J.	4/13/29	?	?	5'10	175	59	207	49	24	10	2	1	27	22	42	10	.237	.319	.322
Kennedy, Edward "Ed" 83-85NYA 86BroA																				
4/1/56	Carbondale, Pa.	5/20/05	?	?	5'6	150	299	1105	225	142	20	13	5	<u>23</u>	47	—	1	.204	.259	.239
Ketchum, Frederick L. "Fred" 99LouN																				
7/27/75	Elmira, N.Y.	3/12/08	L	R	5'8	157	15	61	18	13	1	0	0	7	0	—	2	.295	.311	.306
Kienzle, William H. "Bill" "Pap" 82PhiA 84PhiU																				
Unknown	Philadelphia, Pa.	Unknown	L	L	?	?	76	332	87	84	16	10	0	<u>9</u>	26	—	—	.262	.370	.316
Kiley, John Frederick "John" 84WasA 91BosN																				
7/1/59	Dedham, Mass.	12/18/40	L	L	5'7	147	15	58	12	9	2	2	0	<u>0</u>	4	<u>1</u>	<u>0</u>	.207	.310	.281
King, Marshal Ney "Mart" 71ChiNA 72TroNA																				
12/?/49	Troy, N.Y.	10/9/11	?	R	5'9½	176	23	112	21	23	1	0	2	17	8	2	5	.188	.250	.242
King, Stephen F. "Steve" 71-72TroNA																				
?/?/42	Troy, N.Y.	7/8/95	?	?	5'9	175	54	272	96	78	18	6	0	54	2	3	4	.353	.463	.358
Kinsler, William H. "Bill" 93NYN																				
11/9/67	New York, N.Y.	8/10/63	?	?	?	?	1	3	0	1	0	0	0	0	1	1	0	.000	.000	.250
Knight, Alonzo P. "Lon" b. Letti 75AthNA 76PhiN 80WorN 81-82DetN 83-85PhiA 85ProN																				
6/16/53	Philadelphia, Pa.	4/23/32	R	R	5'11½	165	545	2288	555	391	93	37	3	198	97	<u>71</u>	<u>2</u>	.243	.319	.273
Knight, Jonah William "Joe" "Quiet Joe" 84PhiN 90CinN																				
9/28/59	Port Stanley, Ont. Can.	10/16/38	L	L	5'11	185	133	505	156	69	29	8	4	69	38	33	<u>17</u>	.309	.422	.362
Krehmeyer, Charles L. "Charlie" 84StLA 85LouA 85StLN																				
7/5/63	St. Louis, Mo.	2/10/26	L	L	5'11	179	29	104	23	7	1	2	0	<u>10</u>	3	<u>2</u>	—	.221	.269	.243
Ladd, Arthur Clifford "Hi" 98PitN 98BosN																				
2/9/70	Willimantic, Conn.	5/7/48	L	R	6'4	180	2	5	1	1	0	0	0	0	0	—	0	.200	.200	.200
Lafferty, Frank Bernard "Flip" 76PhiN 77LouN																				
5/4/54	Scranton, Pa.	2/8/10	?	R	?	?	5	20	1	2	1	0	0	0	0	4	—	.050	.100	.050
Lally, Daniel J. "Dan" "Bud" 91PitN 97StLN																				
8/12/67	Jersey City, N.J.	4/14/36	R	R	5'11½	210	129	502	134	81	21	7	3	59	25	<u>20</u>	12	.267	.354	.317
Lange, William Alexander "Bill" "Little Eva" 93-99ChiN																				
6/6/71	San Francisco, Ca.	7/23/50	R	R	6'1½	190	813	3202	1056	691	134	80	39	579	350	<u>86</u>	399	.330	.458	.400
Lauer, John Charles "Chuck" 84PitA 89PitN 90ChiN																				
4/5/65	Pittsburgh, Pa.	5/14/15	R	R	?	?	19	68	10	8	1	0	0	<u>3</u>	0	<u>5</u>	<u>0</u>	.147	.162	.147

OUTFIELDERS

Birth Date	Birth Place	Death Date	B	T	HGT	WGT	G	AB	H	R	2B	3B	HR	RBI	BB	SO	SB	BA	SA	OBP	
Lavin, John "Johnny" 84StLA																					
?/?/56	Saratoga Springs, N.Y.	Unknown	?	?	5'11	175	16	52	11	9	2	0	0	—	3	—	—	.212	.250	.268	
Leahy, Thomas Joseph "Tom" "Stoker" 97PitN 97-98WasN																					
6/2/69	New Haven, Conn.	6/11/51	R	R	5'7½	168	58	199	54	32	7	0	0	24	24	—	15	.271	.347	.375	
Lee, Leonidas Pyrrhus "Leonidas" b.Funkhouser 77StLN																					
12/13/60	St. Louis, Mo.	6/11/12	?	?	?	?	4	18	5	0	1	0	0	0	0	1	—	.278	.333	.278	
Leighton, John Atkinson "Jack" 90SyrA																					
10/4/61	Peabody, Mass.	10/31/56	L	L	5'11	170	7	27	8	6	2	0	0	0	3	—	2	.296	.370	.367	
Leonard, ? 92StLN																					
Unknown	Unknown	Unknown	?	?	?	?	1	0	0	0	0	0	0	0	0	1	0	0	—	—	1.000
Leonard, Andrew Jackson "Andy" 71OlyNA 72-75BosNA 76-78BosN 80CinN																					
6/1/46	County Cavan, Ireland	8/21/03	R	R	5'7	168	501	2394	715	481	86	27	4	343	29	52	74	.299	.362	.306	
Letcher, Frederick Thomas "Tom" "Uncle Tom" 91MilA																					
1/?/70	Bryan, Ohio	Unknown	L	?	6'	?	6	21	4	3	1	0	0	2	0	1	1	.190	.238	.190	
Lewis, Frederick Miller "Fred" 81BosN 83PhiA 83-84StLA 84StLU 85StLN 86CinA																					
10/13/58	Buffalo, New York	6/5/45	R	R	5'10½	194	317	1318	390	224	70	13	4	119	60	28	8	.296	.378	.330	
Lillie, James J. "Jim" "Grasshopper" b. Lilly 83-85BufN 86KCN																					
7/27/61	New Haven, Conn.	11/9/90	R	?	?	?	390	1518	332	179	41	11	6	134	23	221	13	.219	.272	.230	
Little, Harry A. "Harry" 77StLN 77LouN 77StLN																					
11/9/50	Pocahontas, Mo.	2/17/27	?	R	?	?	4	15	2	2	0	0	0	0	2	7	—	.133	.133	.235	
Locke, Marshall Pinkney Wilder "Marshall" 84IndA																					
3/12/57	Ashland, Ohio	3/6/40	?	?	?	?	7	29	7	5	0	1	0	5	0	—	—	.241	.310	.241	
Lockwood, Milo Hathaway "Milo" 84WasU																					
4/7/58	Solon, Ohio	10/9/97	?	?	5'10	180	20	67	14	9	1	0	0	—	8	—	—	.209	.224	.293	
Loftus, Thomas Joseph "Tom" 77StLN 83StLA																					
1/15/56	St. Louis, Mo.	4/16/10	R	?	?	168	9	33	6	3	0	0	0	0	2	1	—	.182	.182	.229	
Long, ? 88LouA																					
Unknown	Unknown	Unknown	?	?	?	?	1	2	0	0	0	0	0	0	1	—	0	.000	.000	.333	
Long, Daniel W. "Dan" 90BalA																					
8/27/67	Boston, Mass.	4/30/29	?	?	?	?	21	77	12	19	0	0	0	2	14	—	0	.156	.156	.301	
Long, James M. "Jim" 91LouA 93BalN																					
11/15/62	Louisville, Ky.	12/12/32	?	?	5'10	160	61	251	54	36	8	1	2	29	19	33	24	.215	.279	.286	
Loughlin, William H. "Bill" 83BalA																					
Unknown	Baltimore, Md.	Unknown	?	?	?	?	1	5	2	0	0	0	0	—	0	—	—	.400	.400	.400	
Lovett, Leonard Walker "Len" 73ResNA 75CenNA																					
7/17/52	Lancaster Co., Pa.	11/18/22	R	R	?	?	7	26	7	3	1	0	0	3	1	5	0	.269	.308	.296	
Lowry, John D. "John" 75WasNA																					
Unknown	Baltimore, Md.	Unknown	?	?	?	?	6	21	3	2	0	0	0	0	1	0	0	.136	.136	.174	
Lush, William Lucas "Billy" 95-97WasN																					
11/10/73	Bridgeport, Conn.	8/28/51	B	R	5'8	165	105	382	93	77	9	11	4	47	70	50	28	.243	.356	.363	

OUTFIELDERS

Birth Date	Birth Place	Death Date	B	T	HGT	WGT	G	AB	H	R	2B	3B	HR	RBI	BB	SO	SB	BA	SA	OBP
Lynch, Henry W. "Henry" 93ChiN																				
4/8/66	Worcester, Mass.	11/23/25	B	R	5'7	143	4	14	3	0	2	0	0	2	1	1	0	.214	.357	.267
Lynch, Thomas James "Tom" 84WilU 84-85PhiN																				
4/3/60	Bennington, Vt.	3/28/55	L	R	5'10½	170	41	156	40	20	10	3	0	4	19	8	—	.256	.359	.337
Lyons, Harry Pratt "Harry" 87PhiN 87-88StLA 89NYN 90RocA 92-93NYN																				
3/25/66	Chester, Pa.	6/29/12	R	R	5'10½	157	407	1713	401	236	31	21	7	198	97	35	120	.234	.289	.289
Lytle, Edward Benson "Dad" "Pop" 90ChiN 90PitN																				
3/10/62	Racine, Wis.	12/21/50	R	R	5'11	160	16	59	8	3	1	0	0	0	8	10	0	.136	.153	.239
Magner, John Tecumseh "John" "Old Tee" 79CinN																				
?/?/55	St. Louis, Mo.	Unknown	?	?	5'7½	170	1	4	0	0	0	0	0	1	0	1	—	.000	.000	.000
Maloney, John "John" 76NYN 77HarN																				
Unknown	Unknown	Unknown	?	?	?	?	3	11	3	1	0	1	0	2	0	1	—	.273	.455	.273
Mann, Fred J "Fred" 82WorN 82PhiA 83-84CoIA 85-86PitA 87CleA 87PhiA																				
4/1/58	Sutton, Vt.	4/6/16	L	R	5'10½	178	577	2277	597	388	104	68	12	181	163	15	67	.262	.383	.323
Manning, James H. "Jim" 84-85BosN 85-87DetN 89KCA																				
1/31/62	Fall River, Mass.	10/22/29	B	R	5'7	157	364	1384	298	188	39	25	8	149	107	168	68	.215	.297	.278
Manning, John E. "Jack" 73BosNA 74BalNA 74HarNA 75BosNA 76BosN 77CinN 78BosN 80CinN 81BufN 83-85PhiN 86BalA																				
12/20/53	Braintree, Mass.	8/15/29	R	R	5'8½	158	834	3505	922	562	170	37	14	360	181	198	34	.263	.345	.298
*Mansell, John "John" 82PhiA																				
?/?/59	Auburn, N.Y.	2/20/25	L	?	5'10	168	31	126	30	17	3	1	0	17	4	—	—	.238	.278	.262
*Mansell, Michael R. "Mike" 79SyrN 80CinN 82-84PitA 84PhiA 84VirA																				
1/15/58	Auburn, N.Y.	12/4/02	L	?	5'11	175	371	1471	352	237	43	43	9	25	61	82	—	.239	.344	.271
*Mansell, Thomas E. "Tom" "Brick" 79TroN 79SyrN 83DetN 83StLA 84CinA 84CoIA																				
1/1/55	Auburn, N.Y.	10/6/34	L	R	5'8	160	191	767	199	132	23	11	0	74	39	22	—	.259	.318	.300
Marr, Charles W. "Lefty" 86CinA 89CoIA 90-91CinN 91CinA																				
9/19/62	Cincinnati, Ohio	1/11/12	L	L	5'9	180	363	1445	417	244	54	35	2	186	166	80	92	.289	.379	.368
*Maskrey, Harry H. "Harry" 82LouA																				
12/21/61	Mercer, Pa.	8/17/30	?	?	?	?	1	4	0	0	0	0	0	—	0	—	—	.000	.000	.000
*Maskrey, Samuel Leech "Leech" 82-86LouA 86CinA																				
2/11/54	Mercer, Pa.	4/1/22	R	R	5'8	150	418	1601	360	190	52	26	2	94	61	—	4	.225	.294	.256
Mason, Charles E. "Charlie" 75CenNA 75WasNA 83PhiA																				
6/25/53	New Orleans, La.	10/21/36	R	R	?	175	21	82	15	7	0	0	0	5	0	4	0	.183	.183	.183
Matthews, Robert "Bob" 91PhiA																				
Unknown	Camden, N.J.	Unknown	?	?	?	?	1	3	11	0	0	0	0	0	0	1	0	.333	.333	.333
Mattimore, Michael Joseph "Mike" 87NYN 88-89PhiA 89KCA 90BroA																				
?/?/59	Renova, Pa.	4/28/31	L	L	5'8½	160	124	451	92	57	10	9	1	36	40	29	34	.204	.273	.278
McAleer, James Robert "Jimmy" "Loafer" 89CleN 90CleP 91-98CleN																				
7/10/64	Youngstown, Ohio	4/29/31	R	R	6'	175	1114	3971	1004	620	114	40	11	469	365	290	262	.253	.311	.322
McAllister, Lewis William "Sport" "Texas Jack" 96-99CleN																				
7/23/74	Austin, Miss.	7/17/62	B	R	5'11	180	181	639	148	62	16	10	1	52	36	2	9	.232	.293	.277

OUTFIELDERS

Birth Date	Birth Place	Death Date	B	T	HGT	WGT	G	AB	H	R	2B	3B	HR	RBI	BB	SO	SB	BA	SA	OBP
McBride, Algernon Griggs "Algie" "Teddy" 96ChiN 98-00CinN																				
5/23/69	Washington D. C.	1/10/56	L	L	5'9	162	305	1202	361	212	42	26	8	132	113	<u>3</u>	33	.300	.399	.371
McBride, John F. "John" 90PhiA																				
Unknown	Unknown	Unknown	?	?	?	?	1	2	0	0	0	0	0	0	0	1	0	.000	.000	.000
McCaffery, Harry Charles "Harry" 82LouA 82-83StLA 85CinA																				
11/25/58	St. Louis, Mo.	4/19/28	R	R	5'10½	185	44	175	44	24	8	6	0	1	4	—	—	.251	.366	.274
McCarthy, John Arthur "Jack" 93-94CinN 98-99PitN 00ChiN																				
3/26/69	Gilbertville, Mass.	9/11/31	L	L	5'9	155	489	1967	576	309	68	40	8	238	136	<u>13</u>	66	.293	.380	.342
McCarthy, Thomas Francis Michael "Tommy" 84BosU 85BosN 86-87PhiN 88-91StLA 92-95BosN 96BroN																				
7/24/63	Boston, Mass.	8/5/22	R	R	5'7	170	1273	5120	1493	1066	191	53	44	<u>732</u>	536	<u>163</u>	<u>468</u>	.292	.375	.364
McCarton, Francis J. "Frank" 72ManNA																				
10/6/54	New York, N.Y.	6/17/07	?	?	?	?	19	82	25	19	5	0	0	12	3	4	0	.305	.366	.329
McClure, Harold Murray "Hal" "Mac" 82BosN																				
8/8/59	Lewisburg, Pa.	3/1/19	R	R	6'	165	2	6	2	1	0	0	0	0	0	1	—	.333	.333	.333
McCreery, Thomas Livingston "Tom" 95-97LouN 97-98NYN 98-00PitN																				
10/19/74	Beaver, Pa.	7/3/41	B	R	5'11	180	536	1973	600	381	73	55	19	257	220	<u>73</u>	66	.304	.426	.376
McDonald, Daniel "Jack" 72AtlNA																				
??/44	Brooklyn, N.Y.	11/23/80	?	?	5'11	154	15	62	16	9	3	1	0	4	0	1	0	.258	.339	.258
*McFarlan, Alexander Shepherd "Alex" 92LouN																				
11/11/69	St. Louis, Mo.	3/2/39	?	?	5'9	165	14	42	7	2	0	0	0	1	8	11	1	.167	.167	.300
McFarland, Christopher "Chris" 84BaLU																				
8/17/61	Fall River, Mass.	5/24/18	?	?	5'9	170	3	14	3	2	1	0	0	—	0	—	—	.214	.286	.214
McFarland, Hermas Walter "Herm" 96LouN 98CinN																				
3/11/70	Des Moines, Iowa	9/21/35	L	R	5'6	150	49	174	39	21	5	3	1	23	16	<u>14</u>	7	.224	.316	.279
McGeachy, John Charles "Jack" "Red" 86DetN 86StLN 87-89IndN 90BroP 91PhiA 91BosA																				
5/23/64	Clinton, Mass.	4/5/30	R	R	5'8	165	608	2464	604	345	106	18	9	276	57	148	164	.245	.314	.265
McGee, Patrick "Pat" 74AtlNA 75MutNA 75AtlNA																				
Unknown	Philadelphia, Pa.	6/20/89	?	?	?	?	59	225	38	11	6	1	0	20	1	17	0	.169	.209	.173
McGinn, Frank J. "Frank" 90PitN																				
??/69	Cincinnati, Ohio	11/19/97	?	?	?	?	1	4	0	0	0	0	0	0	0	2	0	.000	.000	.000
McGuckin, Joseph W. "Joe" "Unhappy Joe" 90BalA																				
3/13/62	Paterson, N.J.	12/31/03	?	?	5'8½	160	11	37	4	2	0	0	0	2	6	—	3	.108	.108	.250
McGunnigle, William Henry "Bill" "Gunner" 79-80BufN 80WorN 82CleN																				
1/1/55	Boston, Mass.	3/9/99	R	R	5'9	155	56	202	35	24	0	1	0	6	5	31	—	.173	.183	.193
McHale, Robert Emmet "Bob" "Rabbit" 98WasN																				
2/7/70	Sacramento, Ca.	6/9/52	L	R	5'11	152	11	33	6	5	2	0	0	7	1	—	1	.182	.242	.270
McKee, Frank "Frank" 84WasU																				
Unknown	Philadelphia, Pa.	Unknown	?	?	?	?	4	17	3	2	0	0	0	—	1	—	—	.176	.176	.222
McKelvey, John Wellington "John" 75NHNA																				
8/27/47	Rochester, N.Y.	5/31/44	R	R	5'7½	175	43	188	43	26	3	1	0	10	5	8	3	.229	.255	.249

OUTFIELDERS

Birth Date	Birth Place	Death Date	B	T	HGT	WGT	G	AB	H	R	2B	3B	HR	RBI	BB	SO	SB	BA	SA	OBP
McKelvy, Russell, Errett "Russ" 78IndN 82PitA																				
9/8/54	Swissvale, Pa.	10/19/15	R	R	?	?	64	257	57	3	4	3	2	36	5	<u>38</u>	—	.222	.284	.237
McMillan, George A. "Reddy" 90NYN																				
9/1/63	Ontario, Canada	4/18/20	?	?	5'8	175	10	35	5	4	0	0	0	1	7	4	1	.143	.143	.286
McMullin, John F. "John" "Lefty" 71TroNA 72MutNA 73-74AthNA 75PhiNA																				
?/?/48	Philadelphia, Pa.	4/11/81	R	L	5'9	160	244	1081	307	233	32	13	4	135	40	41	38	.284	.349	.310
McRemer, ? 84WasU																				
Unknown	Unknown	Unknown	?	?	?	?	1	3	0	0	0	0	0	—	0	—	—	.000	.000	.000
McTamany, James Edward "Jim" 85-87BroA 88KCA 89-91CoIA 91PhiA																				
7/1/63	Philadelphia, Pa.	4/6/16	R	R	5'8	190	813	3102	794	693	135	58	19	334	535	<u>158</u>	255	.256	.355	.373
Mertes, Samuel Blair "Sam" "Sandow" 96PhiN 98-00ChiN																				
8/6/72	San Francisco, Ca.	3/11/45	R	R	5'10	185	364	1319	383	220	46	32	17	202	117	<u>10</u>	129	.290	.412	.353
Miller, Charles Bradley "Dusty" "C.B." 89BalA 90StLA 95-99CinN 99StLN																				
9/10/68	Oil City, Pa.	9/3/45	L	R	5'11½	170	656	2561	771	445	139	51	22	421	174	<u>75</u>	206	.301	.421	.353
Miller, L. Edward "Ed" 84ToIA																				
Unknown	Tecumseh, Mich.	Unknown	?	?	?	?	8	24	6	2	0	0	0	1	1	—	—	.250	.250	.250
Mincher, Edward John "Ed" (aka Harry McElwee) 71KekNA 72NatNA																				
6/17/50	Baltimore, Md.	12/8/18	?	?	?	?	20	89	9	13	0	0	0	9	0	1	1	.146	.146	.146
*Moffett, Samuel R. "Sam" 84CleN 87-88IndN																				
3/14/57	Wheeling, W. Va.	5/5/07	R	R	6'	175	88	332	56	38	13	2	0	16	14	66	<u>2</u>	.169	.220	.202
Moore, Henry Scott "Hen" "Henry" "Harry" 84WasU																				
Unknown	Unknown	Unknown	?	?	?	?	111	461	155	77	23	5	1	—	19	—	—	.336	.414	.363
Morgan, Daniel "Pidgley" 75RedsNA 78MilN																				
3/?/53	?, Missouri	1/30/10	?	?	?	?	23	125	29	13	4	0	0	6	8	13	<u>2</u>	.232	.264	.278
Morgan, Henry William "Pat" 82PitA 84VirA 84BalU																				
10/?/57	Washington D. C.	Unknown	?	?	?	?	25	95	21	11	2	1	0	—	6	—	—	.221	.263	.267
Morgan, William "Bill" 83PitA 84WasA																				
?/?/56	Brooklyn, N.Y.	9/7/08	?	?	?	?	77	276	46	20	3	2	0	—	15	—	—	.167	.192	.212
Moriarity, Eugene John "Gene" 84BosN 84IndA 85DetN 92StLN																				
1/5/65	Holyoke, Mass.	Unknown	L	L	5'8	130	72	269	41	30	5	3	3	<u>23</u>	4	<u>55</u>	<u>7</u>	.152	.227	.174
Morrison, Jonathan W. "Jon" 84IndA 87NYA																				
?/?/59	London, Ont., Can.	Unknown	L	L	5'9½	167	53	216	52	33	6	8	1	<u>3</u>	13	—	<u>0</u>	.241	.356	.299
Morton, Charles Hazen "Charlie" 82PitA 82StLA 84ToIA 85DetN																				
10/12/54	Kingsville, Ohio	12/9/21	R	R	?	150	88	325	63	34	7	8	0	<u>3</u>	19	<u>10</u>	—	.194	.265	.238
Mullen, ? 72CleNA																				
Unknown	Unknown	Unknown	?	?	?	?	1	4	0	1	0	0	0	0	0	0	0	.000	.000	.000
Mullin, Henry J. "Henry" 84WasA 84BosU																				
4/15/62	St. John, N.B., Can.	11/6/27	R	?	5'9	160	36	128	17	14	3	1	0	—	8	—	—	.133	.172	.184
Munce, John Lewis "John" "Big John" 84WilU																				
11/18/57	Philadelphia, Pa.	3/15/17	?	?	5'8½	160	7	21	4	1	0	0	0	—	1	—	—	.190	.190	.227

OUTFIELDERS

Birth Date	Birth Place	Death Date	B	T	HGT	WGT	G	AB	H	R	2B	3B	HR	RBI	BB	SO	SB	BA	SA	OBP
Murphy, Clarence "Clarence" 86LouA																				
Unknown	Unknown	Unknown	?	?	?	?	1	3	0	0	0	0	0	0	—	0	0	.000	.000	.000
Murphy, Patrick Lawrence "Pat" 91WasA																				
3/17/57	?, Canada	10/6/11	L	R	5'8	170	101	400	106	73	15	3	1	35	63	27	29	.265	.325	.372
Murphy, William H. "Willie" "Gentle Willie" 84CleN 84WasA																				
3/23/64	Springfield, Mass.	Unknown	L	?	5'11	198	47	189	48	21	3	3	1	9	2	23	—	.254	.317	.269
Nance, William G. "Doc" "Kid" b. Willie G. Cooper 97-98LouN																				
8/2/76	Fort Worth, Tex.	5/28/58	R	R	5'7	165	57	196	53	38	10	3	4	33	32	—	5	.270	.413	.378
Newman, Charles "Charlie" "Decker" 92NYN 92ChiN																				
11/5/60	Juda, Wis.	11/23/47	L	R	?	?	19	73	14	5	0	0	0	3	3	6	5	.192	.192	.224
Nicholl, Samuel Anderson "Sam" 88PitN 90CoLA																				
4/20/69	County Antrim, Ire.	4/19/37	R	R	5'10	178	22	78	10	10	0	0	0	4	4	2	3	.128	.128	.171
Nicol, George Edward "George" "Kid" 90StLA 91ChiN 94PitN 94LouN																				
10/17/70	Barry, Ill.	8/4/24	R	L	5'7	155	43	147	51	24	8	5	0	26	6	6	4	.347	.469	.381
Nicol, Hugh "Hugh" "Wee Hugh" 81-82ChiN 83-86StLA 87-89CinA 90CinN																				
1/1/58	Campsie, Scotland	6/27/21	R	R	5'4	145	888	3465	813	631	91	29	5	272	337	88	383	.235	.282	.307
Niland, Thomas James "Tom" "Honest Tom" 96StLN																				
4/1/4/70	Brookfield, Mass.	4/30/50	R	R	5'9	168	18	68	12	3	0	1	0	3	5	4	0	.176	.206	.243
Noftsker, George Washington "George" 84AltU																				
8/24/59	Shippensburg, Pa.	5/8/31	R	R	5'8	135	7	25	1	0	0	0	0	—	0	—	—	.040	.040	.040
Norton, Frank Prescott "Frank" 71OlyNA																				
6/?/45	New York, N.Y.	8/1/20	?	?	?	?	1	1	0	0	0	0	0	0	0	1	0	.000	.000	.000
Nusz, Emory Moberly "Emory" 84WasU																				
4/2/66	Frederick, Md.	8/3/93	?	?	?	?	1	4	0	1	0	0	0	—	0	—	—	.000	.000	.000
Oberbeck, Henry A. "Henry" 83PitA 83StLA 84BalU 84KCU																				
5/17/58	St. Louis, Mo.	8/26/21	?	?	?	?	66	238	42	27	8	0	0	—	10	—	—	.176	.210	.210
O'Brien, John E. "John" 84BalU																				
10/22/51	Columbus, Ohio	12/31/14	?	R	5'11½	187	18	77	19	7	1	1	0	—	2	—	—	.247	.286	.286
O'Brien, John Joseph "Jack" 99WasN																				
2/5/73	Watervliet, N.Y.	6/10/33	L	R	6'1	165	127	468	132	68	11	5	6	51	31	—	17	.282	.365	.331
O'Brien, Thomas J. "Tom" 97-98BalN 98PitN 99NYN 00PitN																				
2/20/73	Verona, Pa.	2/3/01	?	?	5'11	170	428	1573	437	249	60	24	10	229	120	—	55	.278	.366	.341
O'Brien, William D. "Darby" 87NYA 88-89BroA 90-92BroN																				
9/1/63	Peoria, Ill.	6/15/93	R	R	6'1	186	709	2856	805	577	147	47	20	394	231	224	321	.282	.387	.344
O'Connell, Patrick H. "Pat" 86BalA																				
6/10/61	Bangor, Me.	1/24/43	R	R	5'10	175	42	166	30	20	5	2	0	8	11	—	10	.181	.223	.236
O'Leary, Daniel "Dan" "Hustling Dan" "Carnation Dan" 79ProN 80BosN 81DetN 82WorN 84CinU																				
10/22/56	Detroit, Mich.	6/24/22	L	?	5'10	165	45	181	44	18	3	2	1	5	10	10	—	.243	.298	.283
Olin, Franklin Walter "Frank" 84WasA 84WasU 84TolA 85DetN																				
1/9/60	Woodford, Vt.	5/21/51	L	?	?	?	49	177	56	29	4	2	1	0	12	0	—	.316	.379	.363

OUTFIELDERS

Birth Date	Birth Place	Death Date	B	T	HGT	WGT	G	AB	H	R	2B	3B	HR	RBI	BB	SO	SB	BA	SA	OBP
O'Neal, ? "Fancy" 74HarNA																				
Unknown	Unknown	Unknown	?	?	?	?	1	3	0	0	0	0	0	0	0	1	0	.000	.000	.000
O'Neill, Frederick James "Fred" "Tip" 87NYA																				
?/?/65	London, Ont. Canada	3/7/92	R	?	5'7	142	6	26	8	4	1	1	0	3	1	—	3	.308	.423	.357
O'Neill, James Edward "Tip" 83NYN 84-89StLA 90ChiP 91StLA 92CinP																				
5/25/58	Springfield, Ont. Can.	12/31/15	R	R	6'1½	167	1052	4248	1385	879	222	92	52	757	420	<u>146</u>	<u>161</u>	.326	.458	.392
Oran, Thomas "Tom" 75RedsNA																				
?/?/47	?, California	9/22/86	?	?	?	?	19	81	15	7	3	1	0	10	1	1	3	.185	.247	.195
*O'Rourke, James Henry "Jim" "Orator Jim" 72ManNA 73-75BosNA 76-78BosN 79ProN 80BosN 81-84BufN 85-89NYN 90NYP 91-92NYN 93WasN																				
9/1/50	Bridgeport, Conn.	1/8/19	R	R	5'8	185	1999	8503	2639	1729	468	149	62	1203	513	362	<u>229</u>	.310	.422	.350
*O'Rourke, John "John" 79-80BosN 83NYA																				
8/23/49	Bridgeport, Conn.	6/23/11	L	L	6'	190	230	945	279	148	58	24	11	<u>98</u>	47	<u>64</u>	—	.295	.442	.329
Osborne, Frederick W. "Fred" 90PitN																				
5/?/64	Alberta, Canada	Unknown	L	L	?	?	41	168	40	24	8	3	1	14	6	18	0	.238	.339	.269
Pabor, Charles Henry "Charlie" 71-72CleNA 73AtlNA 74PhiNA 75AtlNA 75NHNA																				
9/24/46	New York, N.Y.	4/22/13	L	L	5'8	155	170	715	204	101	13	12	0	80	8	8	3	.285	.337	.293
Pabst, Edward D.A. "Ed" 90PhiA 90StLA																				
?/?/68	St. Louis, Mo.	6/19/40	?	R	5'11	170	12	39	12	8	2	1	0	3	5	—	3	.308	.410	.386
Parks, William Robert "Bill" 75WasNA 75PhiNA 76BosN																				
6/4/49	Easton, Pa.	10/10/11	R	R	5'8	150	29	121	21	13	0	0	0	6	1	2	<u>1</u>	.174	.174	.182
*Parrott, Thomas William "Tom" "Tacky Tom" 93ChiN 93-95CinN 96StLN																				
4/10/68	Portland, Ore.	1/1/32	R	R	5'10½	170	281	999	301	157	40	26	15	163	41	53	26	.301	.438	.329
Patterson, George "George" 84PhiU																				
Unknown	Unknown	Unknown	?	?	?	?	2	7	1	0	0	0	0	—	0	—	—	.143	.143	.143
Patterson, Thomas W. "Tom" 71MutNA 72EckNA 74MutNA 75AtlNA																				
?/?/46	New York, N.Y.	Unknown	?	L	5'9	143	57	248	52	42	3	0	0	22	1	1	3	.210	.222	.213
Paynter, George Washington "George" b. Paner 94StLN																				
7/6/71	Cincinnati, Ohio	10/1/50	R	R	5'9	125	1	4	0	0	0	0	0	0	1	0	0	.000	.000	.200
*Peitz, Joseph "Joe" 94StLN																				
11/8/69	St. Louis, Mo.	12/4/19	?	?	?	?	7	26	11	10	2	3	0	3	6	1	2	.423	.731	.531
Pelouze, Louis Henri "Louis" 86StLN																				
9/10/63	Fort Monroe, Va.	1/9/39	R	R	5'8	170	1	3	0	0	0	0	0	0	0	2	0	.000	.000	.000
Peltz, John "Jack" 84IndA 88BalA 90BroA 90SyrA 90TolA																				
4/23/61	New Orleans, La.	2/27/06	R	R	5'8	175	230	871	195	106	25	26	4	<u>48</u>	45	—	<u>18</u>	.224	.326	.266
Pettit, Robert Henry "Bob" 87-88ChiN 91MilA																				
7/19/61	Williamstown, Mass.	11/1/10	L	R	5'9	160	96	387	93	62	8	7	7	40	22	31	25	.240	.351	.288
Phelps, Cornelius Carmen "Nealy" 71KekNA 73-75MutNA 76NYN 76PhiN																				
11/19/40	New York, N.Y.	2/12/85	?	?	?	?	12	46	5	6	1	0	0	2	1	1	<u>0</u>	.109	.130	.128
Pickering, Oliver Daniel "Ollie" 96-97LouN 97CleN																				
4/9/70	Olney, Ill.	1/20/52	L	R	5'11	170	155	596	176	95	16	8	3	65	49	<u>11</u>	51	.295	.364	.351

OUTFIELDERS

Birth Date	Birth Place	Death Date	B	T	HGT	WGT	G	AB	H	R	2B	3B	HR	RBI	BB	SO	SB	BA	SA	OBP
Pickett, David T. "Dave" 98BosN																				
5/26/74	Brookline, Mass.	4/22/50	?	R	5'7½	170	14	43	12	3	1	0	0	3	6	—	2	.279	.302	.380
Pike, Jacob Emanuel "Jay" 77HarN																				
Unknown	Brooklyn, N.Y.	Unknown	L	L	?	?	1	4	1	0	0	0	0	0	0	0	—	.250	.250	.250
Pike Lipman Emanuel "Lip" 71TroNA 72-73BalNA 74HarNA 75StLNA 76StLN 77-78CinN 78ProN 81WorN 87NYA																				
5/25/45	New York, N.Y.	10/10/93	L	L	5'8	158	425	1979	638	434	120	53	21	332	51	<u>55</u>	<u>50</u>	.322	.468	.339
Plock, Walter S. "Walter" 91PhiN																				
7/2/69	Philadelphia, Pa.	4/28/00	?	?	6'3	180	2	5	2	2	0	0	0	0	0	1	0	.400	.400	.400
Polhemus, Mark "Mark" "Humpty Dumpty" 87IndN																				
10/4/60	Brooklyn, N.Y.	11/12/03	?	?	5'6½	185	20	75	18	6	1	0	0	8	2	9	4	.240	.253	.260
Poorman, Thomas Iverson "Tom" 80BufN 80ChiN 84ToIA 85-86BosN 87-88PhiA																				
10/14/57	Lock Haven, Pa.	2/18.05	L	R	5'7	135	496	2043	498	396	65	43	12	<u>172</u>	102	<u>99</u>	<u>165</u>	.244	.335	.285
Porter, Matthew Sheldon "Matt" "Matthew" 84KCU																				
??/58	New York, N.Y.	??/06	?	?	?	?	3	12	1	1	1	0	0	—	0	—	—	.083	.167	.083
Powell, Charles Abner "Abner" 84WasU 86BalA 86CinA																				
12/15/60	Shenandoah, Pa.	8/7/53	L	R	5'8	175	78	304	78	53	13	7	0	<u>15</u>	8	—	<u>4</u>	.257	.345	.276
Preston, Walter B. "Walt" "Old Sport" 95LouN																				
4/6/68	Richmond, Va.	12/23/37	L	R	6'	175	50	197	55	42	6	4	1	24	17	17	11	.279	.365	.366
Proeser, George "George" "Yatz" 88CleA 90SyrA																				
5/30/64	Cincinnati, Ohio	10/13/41	L	L	5'10	190	20	76	20	16	3	1	1	7	11	—	1	.263	.368	.356
Purcell, William Aloysius "Blondie" 79SyrN 79-80CinN 81CleN 81-82BufN 83-84PhiN 85PhiA 85BosN 86-88BalA 88-90PhiA																				
12/??/55	?, New York	Unknown	R	R	5'9½	159	1097	4563	1217	767	177	60	13	495	284	<u>170</u>	<u>197</u>	.267	.340	.314
Quinn, Frank J. "Frank" 99ChiN																				
??/76	Grand Rapids, Mich.	2/17/20	?	?	5'8	?	12	34	6	6	0	1	0	1	6	—	1	.176	.235	.300
Radbourn, Charles Gardner "Charley" "Hoss" "Old Hoss" 80BufN 81-85ProN 86-89BosN 90BosP 91CinN																				
12/11/54	Rochester, N.Y.	2/5/97	R	R	5'9	168	653	2487	585	308	64	11	9	259	158	244	<u>26</u>	.235	.281	.283
Radford, Paul Revere "Paul" 83BosN 84-85ProN 86KCN 87NYA 88BroA 89CleN 90CleP 91BosA 92-94WasN																				
10/14/61	Roxbury, Mass.	2/21/45	R	R	5'6	148	1361	4979	1206	945	176	57	13	462	791	<u>373</u>	<u>346</u>	.242	.308	.351
Rainey, John Paul "John" 87NYN 90BufP																				
7/26/64	Birmingham, Mich.	11/11/12	L	R	5'10	164	59	224	56	35	8	1	1	32	29	21	12	.250	.308	.349
*Reach, Alfred James "Al" 71-75AthNA																				
5/25/40	London, England	1/14/28	L	L	5'6	155	80	393	97	89	15	7	0	56	9	10	7	.247	.321	.264
*Reccius, John "John" 82-83LouA																				
10/29/59	Louisville, Ky.	9/1/30	?	?	5'6½	?	92	329	72	56	14	3	1	<u>3</u>	30	—	—	.219	.289	.284
Reed, Hugh A. "Hugh" 74BalNA																				
5/10/52	Cleveland, Ohio	12/22/28	?	?	?	?	1	4	0	0	0	0	0	0	0	0	0	.000	.000	.000
Reeder, Julius Edward "Ed" "Icicle" 84CinA 84WasU																				
??/58	Cincinnati, Ohio	1/15/13	R	?	6'	?	6	26	4	0	0	0	0	—	0	—	—	.154	.154	.154

OUTFIELDERS

Birth Date	Birth Place	Death Date	B	T	HGT	WGT	G	AB	H	R	2B	3B	HR	RBI	BB	SO	SB	BA	SA	OBP
Regan Joseph Charles "Joe" 98NYN																				
7/12/72	Seymour, Conn.	11/18/48	R	R	6'1	?	2	5	1	1	0	0	0	2	0	0	0	.200	.200	.200
Reising, Charles "Charlie" "Pop" 84IndA																				
8/28/61	Lanesville, Ind.	7/26/15	?	?	?	?	2	8	0	0	0	0	0	—	1	—	—	.000	.000	.111
Remsen, John Jay "Jack" 72-73AtlNA 74MutNA 75HarNA 76HarN 77StLN 78-79ChiN 81CleN 84PhiN 84BroA																				
4/?/50	Brooklyn, N.Y.	Unknown	R	R	5'11	189	578	2353	573	366	69	39	9	201	71	131	14	.244	.315	.267
Ressler, Lawrence P. "Larry" 75WasNA																				
8/10/48	?, France	6/12/18	?	?	?	?	27	108	21	17	1	0	0	5	0	4	4	.194	.204	.194
Reville, Henry "Henry" 74BalNA																				
Unknown	Baltimore, Md.	Unknown	?	?	?	?	1	4	0	0	0	0	0	0	0	0	0	.000	.000	.000
Rexter, William H. "William" 75AtlNA																				
?/?/50	Brooklyn, N.Y.	6/23/98	?	?	?	?	1	4	0	0	0	0	0	0	0	0	0	.000	.000	.000
Rickert, Joseph Francis "Joe" "Diamond Joe" 98PitN																				
12/12/76	London, Ohio	10/15/43	R	L	5'10½	165	2	6	1	0	0	0	0	0	0	0	0	.167	.167	.167
Riley, William James "Billy" "Pigtail Billy" 75WesNA 79CleN																				
?/?/55	Cincinnati, Ohio	11/9/87	R	R	5'10	160	52	198	29	18	3	0	0	10	3	27	0	.146	.162	.159
Robinson, Alfred Valentine "Val" 72OlyNA																				
8/31/48	Washington, D.C.	8/2/96	?	?	?	?	7	30	6	6	0	0	0	4	1	1	0	.200	.200	.226
Rocap, Adam "Ad" "Adam" 75AthNA																				
?/?/54	Philadelphia, Pa.	3/29/92	?	?	5'9	170	16	69	12	13	1	0	0	4	1	7	3	.174	.188	.186
Rogers, Fraley W. "Fraley" 72-73 BosNA																				
?/?/50	Brooklyn, N.Y.	5/10/81	?	?	5'8	184	46	215	60	41	8	1	1	31	1	6	2	.279	.340	.282
Rooks, George Brinton McClellan "George" b. Ruckser 91BosN																				
10/21/63	Chicago, Ill.	3/11/35	R	R	5'11	170	5	16	2	1	0	0	0	0	4	1	0	.125	.125	.300
Roseman, James John "Chief" 82TroN 83-86NYA 87PhiA 87NYA 87BroA 90StLA 90LouA																				
7/4/56	New York, N.Y.	7/4/38	R	R	5'7	167	681	2761	726	443	120	49	17	222	133	41	19	.263	.360	.312
Routcliffe, Philip John "Phil" "Chicken" 90PiN																				
10/24/70	Oswego, N.Y.	10/4/18	R	R	6'	175	1	4	1	1	0	0	0	1	0	0	1	.250	.250	.400
*Rowe, David Elwood "Dave" 77ChiN 82CleN 83BaLA 84StLU 85StLN 86KCN 88KCA																				
10/9/54	Harrisburg, Pa.	12/9/30	R	R	5'9	180	347	1458	383	223	77	32	8	90	42	63	4	.263	.376	.284
Rudderham, John Edmund "John" 84BosU																				
8/30/63	Quincy, Mass.	4/3/42	R	R	5'8	170	1	4	1	0	0	0	0	—	0	—	—	.250	.250	.250
Ryan, James Edward "Jimmy" "Pony" 85-89ChiN 90ChiP 91-00ChiN																				
2/11/63	Clinton, Mass.	10/26/23	R	L	5'9	162	1680	7251	2239	1509	394	147	105	1003	744	362	399	.309	.447	.379
Ryan, John Joseph "Johnny" 73PhiNA 74BalNA 75NHNA 76LouN 77CinN																				
10/?/53	Philadelphia, Pa.	3/22/02	?	?	5'7½	175	156	602	125	81	15	5	1	48	15	53	13	.207	.252	.227
Ryan, John M. "John" 84WasU 84WilU																				
Unknown	Washington, D.C.	Unknown	?	?	?	?	9	34	5	2	0	1	0	—	2	—	—	.147	.206	.194
Ryder, Thomas "Tom" 84StLU																				
5/9/63	Dubuque, Iowa	7/18/35	L	?	?	?	8	28	7	4	1	0	0	—	2	—	—	.250	.288	.300

OUTFIELDERS

Birth Date	Birth Place	Death Date	B	T	HGT	WGT	G	AB	H	R	2B	3B	HR	RBI	BB	SO	SB	BA	SA	OBP
Scanlan, Patrick J. "Patrick" 84BosU																				
3/25/61	Halifax, N. S., Can.	7/17/13	L	?	6'	180	6	24	7	2	1	0	0	—	0	—	—	.292	.333	.292
Scharf, Edward T. "Nick" 82-83BalA																				
7/18/58	Baltimore, Md.	5/11/37	?	R	?	?	13	52	10	5	2	1	1	—	1	—	—	.192	.327	.208
Scheffler, Theodore J. "Ted" 88DetN 90RocA																				
4/5/64	New York, N.Y.	2/24/49	R	R	5'10	160	146	539	128	128	15	7	3	38	87	9	81	.237	.308	.360
Scherer, Harry "Harry" "Reddy" 89LouA																				
Unknown	Baltimore, Md.	Unknown	?	?	?	?	1	3	1	0	0	0	0	0	0	0	0	.333	.333	.333
Scott, ? 84BalU																				
Unknown	Unknown	Unknown	?	?	?	?	13	53	12	10	1	1	1	—	2	—	—	.226	.340	.255
Seery, John Emmett "Emmett" 84BalU 84KCU 85-86StLN 87-89IndN 90BroP 91CinA 92LouN																				
2/13/61	Princeville, Ill.	8/7/30	L	R	5'7	145	916	3547	893	695	152	68	27	300	471	426	240	.252	.356	.345
Selbach, Albert Karl "Kip" 94-98WasN 99CinN 00NYN																				
3/24/72	Columbus, Ohio	2/17/56	R	R	5'7	190	892	3427	1070	689	170	102	33	500	484	76	246	.312	.451	.402
Sensenderfer, John Phillips Jenkins "Count" 71-74AthNA																				
12/28/47	Philadelphia, Pa.	5/3/03	?	?	5'9	170	51	234	70	55	6	2	0	34	0	3	5	.299	.342	.299
Seward, George T. "George" 75StLNA 76NYN 82StLA																				
Unknown	St. Louis, Mo.	3/28/04	?	?	5'7	145	64	243	55	35	3	1	0	8	13	1	1	.226	.247	.266
Seybold, Ralph Orlando "Socks" 99CinN																				
11/23/70	Washingtonville, Oh.	12/22/21	R	R	5'11	175	22	85	19	13	5	1	0	8	6	—	2	.224	.306	.283
Shaffer, ? 75AtINA																				
Unknown	Unknown	Unknown	?	?	?	?	1	4	0	0	0	0	0	0	0	0	0	.000	.000	.000
*Shaffer, George "Orator" b. Shafer 74HarNA 74MutNA 75PhiNA 77LouN 78IndN 79ChiN 80-82CleN 83BufN 84StLU 85StLN 85-86PhiA 90PhiA																				
??/52	Philadelphia, Pa.	Unknown	L	R	5'9	165	871	3552	1000	601	162	52	10	308	227	218	32	.282	.367	.328
Shandle, James H. "Jim" 76NYN																				
5/4/54	Brooklyn, N.Y.	11/4/04	?	?	?	?	2	8	1	0	0	0	0	0	0	0	—	.125	.125	.125
Shearon, John M. "John" 91CleN 96CleN																				
??/70	Pittsburgh, Pa.	2/1/23	?	L	?	?	46	188	41	16	1	2	0	16	5	21	9	.218	.245	.238
Sheckard, Samuel James Tilden "Jimmy" 97-98BroN 99BalN 00BroN																				
11/23/78	Upper Chanceford, Pa.	1/15/47	L	R	5'9	175	350	1266	367	241	57	31	11	192	141	—	120	.290	.410	.378
Sheehan, Timothy James "Biff" "Tim" 95-96StLN																				
2/13/69	Hartford, Conn.	10/21/23	L	R	5'9	165	58	199	60	24	3	6	1	19	24	6	7	.302	.392	.385
Sheppard, John "John" 73MarNA																				
Unknown	Baltimore, Md.	Unknown	?	?	?	?	3	11	0	1	0	0	0	0	0	0	0	.000	.000	.000
Sheridan, ? 75AtINA																				
Unknown	Unknown	Unknown	?	?	?	?	1	4	0	0	0	0	0	0	0	1	0	.000	.000	.000
Shoch, George Quintus "George" 86-89WasN 91MilA 92BalN 93-97BroN																				
1/6/59	Philadelphia, Pa.	9/30/37	R	R	5'6	158	707	2540	671	414	89	28	10	323	298	115	138	.264	.333	.354
Silch, Edward "Ed" "Baldy" 88BroA																				
2/22/65	St. Louis, Mo.	1/15/95	R	R	6'2	180	14	48	13	5	4	0	0	3	4	—	4	.271	.354	.327

OUTFIELDERS

Birth Date	Birth Place	Death Date	B	T	HGT	WGT	G	AB	H	R	2B	3B	HR	RBI	BB	SO	SB	BA	SA	OBP
Simmons, Joseph S. "Joe" b. Joseph S. Chabriel			71ChiNA	72CleNA	75WasNA															
6/13/45	New York, N.Y.	7/24/01	?	?	5'9	166	58	272	60	45	12	2	0	30	2	4	6	.221	.279	.226
Simon, Henry Joseph "Hank"			87CleA	90BroA	90SyrA															
8/25/62	Hawkinsville, N.Y.	1/1/25	R	R	5'6	155	130	539	144	100	22	14	2	61	51	—	35	.267	.371	.333
Skinner, Alexander "Alexander"			84BalU	84Chi-PitU																
8/14/56	Chicago, Ill.	3/5/01	?	?	?	?	2	6	2	1	0	0	0	—	0	—	—	.333	.333	.333
Sladen, Arthur "Art"			84BosU																	
10/28/60	Lowell, Mass.	2/28/14	?	?	?	?	2	7	0	0	0	0	0	—	0	—	—	.000	.000	.000
Slagle, James Franklin "Jimmy" "Rabbit"			99WasN	00PhiN																
7/11/73	Worthville, Pa.	5/10/56	L	R	5'7	144	288	1173	328	207	31	17	0	86	115	—	56	.280	.335	.348
Slattery, Michael J. "Mike"			84BosU	88-89NYN	90NYP	91CinN	91WasA													
11/26/66	Boston, Mass.	10/16/04	L	L	6'2	210	374	1481	372	229	44	21	8	<u>135</u>	62	<u>71</u>	<u>53</u>	.251	.325	.284
Smith, Albert Edgar "Edgar"			83BosN																	
10/15/60	North Haven, Conn.	Unknown	?	R	6'	200	30	115	25	10	5	3	0	16	5	11	—	.213	.313	.250
Smith, Edgar Eugene "Edgar"			83ProN	83PhiN	84WasA	85ProN	90CleN													
6/12/62	Providence, R.I.	11/3/92	R	R	5'10	160	26	98	18	10	1	2	0	<u>6</u>	5	<u>3</u>	<u>0</u>	.184	.235	.223
Smith, Elmer Ellsworth "Elmer" "Mike"			86-89CinA	92-97PitN	98-00CinN	00NYN														
3/23/68	Pittsburgh, Pa.	11/3/45	L	L	5'11	178	1217	4632	1446	908	195	135	37	662	631	<u>139</u>	231	.312	.437	.399
Smith, L.			82BalA																	
Unknown	Unknown	Unknown	?	?	?	?	1	3	0	0	0	0	0	—	0	—	—	.000	.000	.000
Smith, Orlin Hudson "Ollie"			94LouN																	
10/19/65	Mount Vernon, Ohio	2/4/54	L	L	?	?	39	137	41	27	6	1	3	20	29	15	13	.299	.423	.432
Smith, William E. "Bill"			84CleN																	
Unknown	Toronto, Canada	8/9/86	?	?	5'11	178	1	3	0	0	0	0	0	0	0	2	—	.000	.000	.000
Smith, William J. "Bill"			73MarNA																	
Unknown	Baltimore, Md.	Unknown	?	?	?	?	6	23	4	2	0	0	0	1	0	0	0	.174	.174	.174
Sneed, John Law "Jack" "John"			84IndA	90ToIA	90-91ColA															
?/?/61	Shelby Co., Tenn.	1/4/99	L	?	5'8	160	263	982	253	197	26	21	4	<u>130</u>	<u>132</u>	<u>29</u>	<u>68</u>	.268	.347	.364
Snyder, Charles "Charles"			90PhiA																	
Unknown	Camden, N.J.	3/10/01	R	R	?	?	9	33	9	5	1	0	0	4	2	—	0	.273	.303	.314
Snyder, Emanuel Sebastian "Redleg" b. Schneider			76CinN	84WilU																
12/12/54	Camden, N.J.	11/11/33	R	R	5'10	175	72	257	41	14	3	1	0	<u>12</u>	2	<u>19</u>	—	.160	.179	.166
Snyder, Joshua M. "Josh"			72EckNA																	
3/?/44	Brooklyn, N.Y.	4/21/81	?	?	?	?	9	37	6	4	2	0	0	1	1	3	0	.162	.216	.184
Sockalexis, Louis Francis "Chief" "Sox"			97-99CleN																	
10/24/71	Old Town, Me.	12/24/13	L	R	5'11	185	94	367	115	54	12	8	3	55	20	—	16	.313	.414	.355
Sommer, Joseph John "Joe"			80CinN	82-83CinA	84-89BalA	90CleN	90BalA													
11/20/58	Covington, Ky.	1/16/38	R	R	?	?	920	3675	911	617	109	42	11	<u>342</u>	238	<u>53</u>	<u>101</u>	.248	.309	.297

OUTFIELDERS

Birth Date	Birth Place	Death Date	B	T	HGT	WGT	G	AB	H	R	2B	3B	HR	RBI	BB	SO	SB	BA	SA	OBP
*Sowers, Leonard "Len" 86BaA																				
6/29/61	Louisville, Ky.	11/19/88	?	?	5'11½	172	23	76	20	10	3	1	0	14	12	—	6	.263	.329	.364
Sprague, Charles Wellington "Charlie" 87ChiN 89CleN 90ToLa																				
10/10/64	Cleveland, Ohio	12/31/12	L	L	5'11	150	60	219	50	27	5	6	1	20	17	2	11	.228	.320	.293
Stabell, Joseph F. "Joe" B. Stabell 85BufN																				
Unknown	Buffalo, N.Y.	7/10/23	?	?	5'11½?	?	7	22	1	0	0	0	0	0	0	9	—	.045	.045	.045
*Stafford, James Joseph "General" "Jamsey" 90BufP 93-97NYN 97-98LouN 98-99BosN 99WasN																				
7/9/68	Webster, Mass.	9/18/23	R	R	5'8	165	570	2137	585	341	60	19	21	291	164	96	118	.274	.349	.330
Stafford, Robert M. "Bob" 90PhiA																				
6/26/72	Oak Ridge, N.C.	8/20/16	?	?	6'0	180	1	2	0	0	0	0	0	0	0	1	0	.000	.000	.000
Stahl, Charles Sylvester "Chick" 97-00BosN																				
1/10/73	Avila, Ind.	3/28/07	L	L	5'10	160	543	2065	675	394	97	56	19	283	190	—	84	.327	.456	.387
*Stanley, Joseph "Joe" 84BaLU																				
Unknown	?, New Jersey	Unknown	?	?	?	?	6	21	5	3	1	0	0	—	0	—	—	.238	.286	.238
Stenzel, Jacob Charles "Jake" b. Stelzle 90ChiN 92-96PitN 97-98BalN 98-99StLN 99CinN																				
6/24/67	Cincinnati, Ohio	1/6/19	R	R	5'10	168	768	3031	1024	664	190	71	32	533	300	71	292	.338	.479	.408
Stephenson, Reuben Crandol "Dummy" 92PhiN																				
9/22/69	Petersburg, N.J.	12/1/24	R	R	5'11½	180	8	37	10	4	3	0	0	5	0	2	0	.270	.351	.289
Stevens, Robert "Bob" 75WasNA																				
Unknown	Unknown	Unknown	?	?	?	?	4	1	0	0	0	0	0	0	0	0	0	.250	.250	.250
Stires, Garrett "Gat" 71RokNA																				
10/13/49	Hunterdon Co., N.J.	6/13/33	L	R	5'8	180	25	110	30	23	4	6	2	24	7	5	3	.273	.473	.316
Stockwell, Leonard Clark "Len" 79CleN 84LouA 90CleN																				
8/25/59	Cordova, Ill.	1/28/05	R	R	5'11	165	6	22	3	2	1	0	0	0	0	5	0	.136	.182	.136
Stoddard, ? 75AtINA																				
Unknown	Unknown	Unknown	?	?	?	?	2	9	1	1	1	0	0	0	0	1	0	.111	.222	.111
Stovey, Harry Duffield "Harry" b. Stowe 80-82WorN 83-89PhiA 90BosP 91-92BosN 92-93BalN 93BroN																				
12/20/56	Philadelphia, Pa.	9/20/37	R	R	5'11½	175	1486	6138	1771	1492	347	174	122	908	663	343	509	.289	.461	.361
Strauss, Joseph "Joe" "Dutch" "Jakey" "The Socker" b. Strasser 84KCU 85-86LouA 86BroA																				
1/16/58	Cincinnati, Ohio	6/24/06	R	R	?	?	101	399	86	46	9	7	1	36	10	—	29	.216	.281	.237
Studley, Seymour L. "Seem" "Warhorse" 72NatNA																				
3/?/41	Byron, N.Y.	7/9/01	?	?	5'7½	180	5	21	2	3	0	0	0	2	0	1	0	.095	.095	.095
Sullivan, ? 75NHNA																				
Unknown	Bristol, R.I.	Unknown	?	?	?	?	2	8	3	3	0	0	0	2	0	1	1	.375	.375	.375
Sullivan, Martin C. "Marty" 87-88ChiN 89IndN 90-91BosN 91CleN																				
10/20/62	Lowell, Mass.	1/6/94	R	R	?	?	398	1618	441	280	56	32	26	220	162	168	99	.273	.395	.341
Sullivan, Michael Joseph "Mike" 88PhiA																				
6/10/60	Webster, Mass.	6/16/29	R	R	5'8½	165	28	112	31	30	5	6	1	19	3	—	10	.277	.455	.296
Sullivan, Timothy Paul "Ted" 84KCU																				
??/51	County Clare, Ireland	7/5/29	?	?	?	?	3	9	3	0	0	0	0	—	1	—	—	.333	.333	.400

OUTFIELDERS

Birth Date	Birth Place	Death Date	B	T	HGT	WGT	G	AB	H	R	2B	3B	HR	RBI	BB	SO	SB	BA	SA	OBP
Sullivan, William "Bill" 78ChiN																				
7/4/53	?, Ireland	11/13/84	?	?	?	?	2	6	1	1	0	0	0	0	0	0	—	.167	.167	.167
Sunday, Arthur "Art" "Windy" b. Hawker 90BroP																				
1/21/62	Springfield, Ill.	10/2/26	L	L	5'9	193	24	83	22	26	5	1	0	13	15	9	0	.265	.349	.419
Sunday, William Ashley "Billy" "Parson" 83-87ChiN 88-90PitN 90PhiN																				
11/19/62	Ames, Iowa	11/6/35	L	R	5'10	160	499	2007	498	33	55	24	12	170	134	229	<u>246</u>	.248	.317	.300
Swartwood, Cyrus Edward "Ed" 81BufN 82-84PitA 85-87BroA 90ToIA 92PitN																				
1/12/59	Rockford, Ill.	5/15/24	L	R	5'11	198	724	2876	861	607	120	63	14	<u>229</u>	325	<u>11</u>	<u>120</u>	.299	.400	.379
Sweeney, Daniel J. "Dan" 95LouN																				
1/28/68	Philadelphia, Pa.	7/13/13	?	?	5'4	135	22	90	24	18	5	0	1	16	17	2	2	.267	.356	.389
Sweigert, Hampton "Ham" 90PhiA																				
Unknown	Unknown	Unknown	?	?	?	?	1	1	0	0	0	0	0	0	1	0	1	.000	.000	.500
Sylvester, Louis J. "Lou" 84CinU 86LouA 86CinA 87StLA																				
2/14/55	Springfield, Ill.	5/5/36	R	R	5'6	165	173	654	159	138	22	14	66	<u>43</u>	67	—	<u>18</u>	.243	.347	.315
Taylor, Edward S. "Live Oak" 77HarN 84PitA																				
2/3/51	Belfast, Me.	2/19/88	?	?	5'9	170	43	160	35	22	4	1	9	<u>9</u>	6	<u>2</u>	—	.219	.256	.260
Taylor, James B. "Sandy" 79TroN																				
Unknown	Unknown	Unknown	?	?	5'10½	175	24	97	21	10	4	0	0	8	1	8	—	.216	.258	.224
Tebeau, Charles Alston "Pussy" 95CleN																				
2/22/70	Worcester, Mass.	3/25/50	R	R	5'10	175	2	6	3	3	0	0	0	1	2	1	1	.500	.500	.625
*Tebeau, George E. "White Wings" "George" 87-89CinA 90ToIA 94WasN 94-95CleN																				
12/26/61	St. Louis, Mo.	2/4/23	R	R	5'9	175	628	2319	623	441	96	54	15	311	324	<u>129</u>	228	.269	.376	.364
Tenney, Fred Clay "Fred" 84WasU 84BosU 84WilU																				
7/9/59	Marlborough, N.H.	6/15/19	?	?	?	?	37	139	30	18	3	1	0	—	6	—	—	.216	.252	.248
Terry, Wallace W. "Wally" 75WasNA																				
10/?/50	Attleboro, Pa.	1/21/16	?	?	?	?	6	22	4	0	0	1	0	2	0	1	0	.182	.273	.182
Thake, Albert "Al" 72AtINA																				
9/21/49	Wymondham, England	9/1/72	?	?	6'	?	18	78	23	14	2	2	0	15	0	2	2	.295	.372	.295
*Thomas, Roy Allen "Roy" 99-00PhiN																				
3/24/74	Norristown, Pa.	11/20/59	L	L	5'11	150	290	1078	346	269	16	7	0	80	230	—	79	.321	.349	.454
Thompson, Frank "Frank" 75AtINA																				
Unknown	Unknown	Unknown	?	?	?	?	1	5	2	1	0	0	0	1	0	0	0	.400	.400	.400
Thompson, John P. F. "Tug" 82CinA 84IndA																				
9/5/56	London, Ont., Can.	8/1/38	R	R	5'8	160	25	102	21	10	3	0	0	—	2	—	—	.206	.235	.221
Thompson, Samuel Luther "Sam" "Big Sam" 85-88DetN 89-98PhiN																				
3/5/60	Danville, Ind.	11/7/22	L	L	6'2	207	1402	5953	1974	1258	340	159	127	1302	450	<u>226</u>	<u>232</u>	.332	.508	.385
Thornton, Walter Miller "Walter" 95-98ChiN																				
2/18/75	Lewiston, Me.	7/14/60	L	L	6'1	180	154	519	162	83	15	9	1	77	60	3	23	.312	.382	.390
Tiernan, Michael Joseph "Mike" "Silent Mike" 87-99NYN																				
1/21/67	Trenton, N.J.	11/7/18	L	L	5'11	165	1478	5915	1838	1316	257	162	106	853	748	<u>318</u>	428	.311	.463	.392

OUTFIELDERS

Birth Date	Birth Place	Death Date	B	T	HGT	WGT	G	AB	H	R	2B	3B	HR	RBI	BB	SO	SB	BA	SA	OBP
Tierney, William J. "Bill" 82CinA 84BalU																				
5/14/58	Boston, Mass.	9/21/98	?	?	?	?	2	8	1	1	0	0	0	—	1	—	—	.125	.125	.222
Tilley, John C. "John" 82CleN 84ToLA 84StPU																				
8/?/54	?, New York	Unknown	R	?	5'7	154	41	138	19	9	4	1	0	4	9	11	—	.138	.161	.196
Tipper, James "Jim" 72ManNA 74HarNA 75NHNA																				
6/18/49	Middletown, Conn.	4/21/95	?	?	5'5½	148	110	466	114	70	13	0	0	41	2	14	1	.245	.273	.248
*Traffley, John M. "John" 89LouA																				
?/?/62	Chicago, Ill.	5/15/00	?	?	5'9	180	1	2	1	0	0	0	0	0	0	0	0	.500	.500	.500
*Tracey, Frederick S. "Fred" 71ChiNA 72AthNA 73PhiNA 74ChiNA 75CenNA 75PhiNA 76NYN																				
?/?/47	Brooklyn, N.Y.	Unknown	?	R	5'9½	145	269	1232	301	238	37	14	7	142	18	36	35	.244	.314	.255
Treadway, George T. "George" 93BalN 94-95BroN 96LouN																				
11/11/66	Greenup Co., Ky.	11/5/28	L	L	6'	185	328	1290	368	259	58	46	13	227	165	115	60	.285	.432	.370
Truax, Frederick W. "Fred" 90PitN																				
?/?/68	Unknown	12/18/99	?	?	?	?	1	3	1	0	0	0	0	1	1	1	0	.333	.333	.500
Trumbull, Edward J. "Ed" b. Trembly 84WasA																				
11/3/60	Chicopee, Mass.	1/14/37	?	L	?	?	25	86	10	5	2	0	0	—	2	—	—	.116	.140	.136
Turner, George A. "Tuck" 93-96PhiN 96-98StLN																				
2/13/73	W. New Brighton, N.Y.	7/16/45	B	L	5'6½	165	379	1504	482	298	67	38	7	215	129	69	53	.320	.430	.378
Twitchell, Lawrence Grant "Larry" 86-88DetN 89CleN 90CleP 90BufP 91CoLA 92WasN 93-94LouN																				
2/18/64	Cleveland, Ohio	8/23/30	R	R	6'	185	639	2571	676	362	103	40	19	384	168	231	84	.263	.356	.313
Ulrich, George T. "George" 92WasN 93CinN 96NYN																				
6/5/69	Philadelphia, Pa.	Unknown	?	?	?	?	21	72	15	5	2	0	0	1	1	5	3	.208	.236	.250
Van Dyke, William Jennings "Bill" 90ToLA 92StLN 93BosN																				
12/15/63	Paris, Ill.	5/5/33	R	R	5'8	170	136	530	134	78	15	11	2	56	25	2	74	.253	.334	.290
Van Haltren, George Edward Martin "George" "Rip" 87-89ChiN 90BroP 91BalA 92BalN 92-93PitN 94-00NYN																				
3/30/66	St. Louis, Mo.	9/29/45	L	L	5'11	170	1745	7124	2259	1504	256	152	68	933	775	306	539	.317	.425	.387
Visner, Joseph Paul "Joe" b. Vezina 85BalA 89BroA 90PitP 91WasA 91StLA																				
9/27/59	Minneapolis, Minn.	6/17/45	L	R	5'11	180	235	924	240	183	26	36	12	149	122	90	33	.260	.408	.354
*Wagner, John Peter "Honus" "The Flying Dutchman" 97-99LouN 00PitN																				
2/24/74	Chartiers, Pa.	12/6/55	R	R	5'11	200	496	1932	654	325	137	42	23	358	127	—	122	.339	.489	.388
Waitt, Charles C. "Charlie" 75StLNA 77ChiN 82BalA 83PhiN																				
10/14/53	Hallowell, Me.	10/21/12	?	R	5'11	165	113	407	67	35	14	0	0	14	15	11	3	.165	.199	.194
Walker, Oscar "Oscar" 75AtlNA 79-80BufN 82StLA 84BroA 85BalA																				
3/18/54	Brooklyn, N.Y.	5/20/89	L	L	5'10	166	282	1128	287	155	46	23	11	51	34	56	0	.254	.365	.276
*Walker, Weldy Wilberforce "Weldy" 84ToLA																				
7/27/60	Steubenville, Ohio	11/23/37	?	?	?	?	5	18	4	1	1	0	0	2	0	—	—	.222	.278	.222
Ward, Frank Gray "Piggy" 83PhiN 89PhiN 91PitN 92-93BalN 93CinN 94WasN																				
4/16/67	Chambersburg, Pa.	10/24/12	B	R	5'9½	196	221	780	223	172	23	16	1	90	156	73	86	.286	.360	.419
Ward, John E. "John" 84WasU																				
Unknown	Washington D.C.	Unknown	?	?	?	?	1	4	1	0	0	0	0	—	0	—	—	.250	.250	.250

OUTFIELDERS

Birth Date	Birth Place	Death Date	B	T	HGT	WGT	G	AB	H	R	2B	3B	HR	RBI	BB	SO	SB	BA	SA	OBP
Weaver, William B. "Buck" "Farmer" 88-91LouA 92-94LouN 94PitN																				
3/23/65	Parkersburg, W. Va.	1/23/43	L	?	5'10	170	751	3073	853	421	114	38	9	342	185	86	162	.278	.348	.330
Weber, Joseph Edward "Joe" 84DetN																				
2/15/62	Hamilton, Ont., Can.	12/15/21	?	?	5'9	167	2	8	0	0	0	0	0	0	0	2	—	.000	.000	.000
Weihe, John Garibaldi "Podgie" 83CinA 84IndA																				
11/13/62	Cincinnati, Ohio	4/15/14	R	R	5'11	175	64	260	66	30	13	2	4	—	9	—	—	.254	.365	.279
Welch, Curtis Benton "Curt" 84TolA 85-87StLA 88-90PhiA 90-91BalA 92BalN 92CinN 93LouN																				
2/11/62	E. Liverpool, Ohio	8/29/96	R	R	5'10	175	1107	4385	1152	915	215	66	16	503	381	93	453	.263	.353	.345
West, Milton Douglas "Buck" 84CinA 90CleN																				
8/29/60	Spring Mill, Ohio	1/13/29	R	R	5'10	200	70	282	69	40	8	9	3	44	9	11	4	.245	.369	.271
Wheeler, Harry Eugene "Harry" 78ProN 79-80CinN 80CleN 82CinA 83ColA 84StLA 84KCU 84Chi-PitU 84BalU																				
3/3/58	Versalles, Ind.	10/9/00	R	R	5'11	165	257	1122	256	152	29	21	2	32	23	32	—	.226	.297	.244
White, Willard Elmer "Elmer" 71CleNA																				
12/7/49	Caton, N.Y.	3/17/72	?	?	?	?	15	70	18	13	2	0	0	9	1	6	0	.257	.386	.268
Whiteley, Gurdon W. "Gurdon" 84CleN 85BosN																				
10/5/59	Ashaway, R. I.	11/24/24	?	?	5'11	190	41	169	30	18	2	2	1	7	2	33	—	.178	.231	.187
*Whitney, Frank Thomas "Frank" "Jumbo" 76BosN																				
2/18/56	Brockton, Mass.	10/30/43	R	R	5'7½	152	34	139	33	27	7	1	0	15	1	3	—	.237	.302	.243
Williams, Washington J. "Wash" 84VirA 85ChiN																				
Unknown	Philadelphia, Pa.	8/9/92	?	?	5'11	180	3	12	3	0	0	0	0	0	0	0	—	.250	.250	.250
Willigrod, Julius "Julius" 82DetN 82CleN																				
10/27/57	Marshalltown, Iowa	11/27/06	L	?	?	?	10	39	6	5	1	1	0	3	3	8	—	.154	.231	.214
Wills, ? 84WasA 84KCU																				
Unknown	Unknown	Unknown	?	?	?	?	9	36	5	3	3	0	0	—	0	—	—	.139	.222	.139
Wilmot, Walter Robert "Walt" 88-89WasN 90-95ChiN 97-98NYN																				
10/18/63	Plover, Wis.	2/1/29	B	R	5'9	165	962	3988	1100	727	152	92	58	594	350	226	383	.276	.404	.337
Wilson, George Archer "Tug" "Hickie" 84BroA																				
?/?/60	Brooklyn, N.Y.	11/28/14	?	?	5'8	175	24	82	19	13	4	0	0	—	5	—	—	.232	.280	.276
Winkleman, George "George" 83LouA																				
?/?/59	?, Ohio.	1/1/21	?	?	?	?	4	13	0	2	0	0	0	—	1	—	0	.000	.071	.000
Wolf, William Van Winkle "Jimmy" "Chicken" "Willie" 82-91LouA 92StLN																				
5/12/62	Louisville, Ky.	5/16/03	R	R	5'9	190	1196	4959	1439	779	212	109	18	592	229	71	186	.290	.388	.327
Wood, George A. "George" "Dandy" 80WorN 81-85DetN 86-89PhiN 89BalA 90PhiP 91PhiA 92BalN 92CinN																				
11/9/58	Boston, Mass.	4/4/24	L	R	5'10½	175	1280	5371	1467	965	228	132	68	601	418	547	113	.273	.403	.329
Woodruff, Franklin "Pete" 99NYN																				
6/?/73	Baltimore, Md.	Unknown	R	R	?	?	20	61	15	11	1	1	2	7	9	—	3	.246	.393	.343
Worth, Herbert "Herb" 72AtlNA																				
5/2/47	Brooklyn, N.Y.	4/27/14	?	?	?	?	1	5	1	1	1	0	0	1	0	0	0	.200	.400	.200
Woulfe, James Joseph "Jimmy" 84CinA 84PitA																				
11/25/59	New Orleans, La.	12/20/24	?	R	5'11	?	23	87	11	10	1	1	0	3	1	—	—	.126	.161	.136

OUTFIELDERS

Birth Date	Birth Place	Death Date	B	T	HGT	WGT	G	AB	H	R	2B	3B	HR	RBI	BB	SO	SB	BA	SA	OBP						
Wright, Joel S. "Joe" "Red"			95-96LouN			96PitN																				
?/~/69	Oshkosh, Wis.	Unknown	L	R	5'8	175	77	287	81	35	12	5	1	36	13	31	8	.282	.369	.316						
*Wright, William Henry "Harry"			71-75BosNA			76-77BosN																				
1/10/35	Sheffield, England	10/3/95	R	R	5'9½	157	180	813	224	183	21	8	4	113	37	11	<u>11</u>	.276	.336	.307						
Wright, William Smith "Rasty"			90SyrA			90CleN																				
1/31/63	Birmingham, Mich.	10/14/22	L	?	6'1	185	101	393	111	89	11	6	0	29	81	<u>4</u>	33	.282	.341	.412						
Wylie, James Renwick "Ren"			82PitA																							
12/14/61	Elizabeth, Pa.	8/17/51	R	R	5'11	155	1	3	0	0	0	0	0	—	0	—	—	.000	.000	.000						
Wyman, Frank H. "Frank"			84KCU			84Chi-PitU																				
5/10/62	Haverhill, Mass.	2/4/16	?	?	?	?	32	132	30	17	4	0	0	—	3	—	—	.227	.252	.244						
Yeatman, William Suter "Bill"			72NatNA																							
3/~/39	Alexandria, Va.	4/20/01	?	?	?	?	1	4	0	0	0	0	0	0	0	1	0	.000	.000	.000						
York, Thomas Jefferson "Tom"			71TroNA			72-73BalNA			74PhiNA			75HarNA			76-77HarN			78-82ProN			83CleN			84-85BalN		
7/13/51	Brooklyn, N.Y.	2/17/36	L	?	5'9	165	963	4005	1095	743	218	89	15	<u>502</u>	198	<u>202</u>	<u>20</u>	.273	.384	.308						

CATCHERS

Birth Date	Birth Place	Death Date	B	T	HGT	WGT	G	AB	H	R	2B	3B	HR	RBI	BB	SO	SB	BA	SA	OBP									
Adams, James J. "Jim"			90StLA																										
?/~/68	E. St. Louis, Ill.	Unknown	?	R	?	?	1	4	1	0	0	0	0	0	0	—	0	.250	.250	.250									
Ahearn, William "Bill"			80TroN																										
Unknown	Troy, N.Y.	Unknown	?	?	?	?	1	4	1	1	0	0	0	0	0	0	—	.250	.250	.250									
Alexander, William Henry "Nin"			84KanU			84StLA																							
11/24/58	Pana, Ill.	12/23/33	R	R	5'4½	163	20	69	9	2	0	0	0	—	1	—	—	.130	.130	.143									
Allen, Hezekiah "Ki"			84PhiN																										
2/25/63	Westport, Conn.	9/21/16	?	?	5'11	160	1	3	2	0	0	0	0	0	0	0	—	.667	.667	.667									
Allen, Jesse Hall "Pete"			93CleN																										
5/1/68	Columbiana, Ohio	4/16/46	R	R	5'8½	185	1	4	0	0	0	0	0	0	0	0	0	.000	.000	.000									
*Allison, Douglas L. "Doug"			71OlyNA			72TroNA			72EckNA			73ResNA			73-74MutNA			75HarNA			76-77HarN			78-79ProN			83BalA		
7/~/45	Philadelphia, Pa.	12/19/16	R	R	5'10½	160	318	1407	382	236	44	10	2	<u>139</u>	24	<u>44</u>	<u>5</u>	.271	.313	.289									
Arundel, John Thomas "Tug"			82PhiA			84TolA			87IndN			88WasN																	
6/30/62	Romulus, N.Y.	9/5/12	R	?	?	?	76	260	45	21	4	1	0	<u>16</u>	16	<u>22</u>	<u>9</u>	.173	.196	.224									
Baker, George F. "George"			83BalA			84StLU			85StLN			86KCN																	
?/~/55	St. Louis, Mo.	Unknown	?	?	5'11	162	126	474	74	45	6	0	0	<u>5</u>	14	<u>29</u>	<u>0</u>	.156	.169	.180									
Baldwin, Clarence Geoghan "Kid"			84KCU			84Chi-PitU			85-89CinA			90CinN			90PhiA														
11/1/64	Newport, Ky.	7/10/97	R	R	5'6	147	441	1677	371	186	56	27	7	<u>178</u>	36	<u>38</u>	<u>40</u>	.221	.299	.243									
Bancker, John "Stud"			75NHNA																										
Unknown	Philadelphia, Pa.	Unknown	?	?	?	?	19	72	11	3	0	0	0	2	0	3	1	.153	.153	.153									

CATCHERS

Birth Date	Birth Place	Death Date	B	T	HGT	WGT	G	AB	H	R	2B	3B	HR	RBI	BB	SO	SB	BA	SA	OBP
Banning, James M. "Jim" 88WasN 89WasN																				
6/11/65	New York, N.Y.	10/14/52	L	R	5'6	150	3	1	0	0	0	0	0	0	0	0	0	.000	.000	.000
Barlow, Thomas H. "Tom" 72-73AtlNA 74HarNA 75NHNA 75AtlNA																				
?/?/52	New York, N.Y.	Unknown	?	?	?	?	126	604	175	120	6	3	1	32	10	5	27	.287	.312	.298
Barnie, William Harrison "Billy" "Bald Billy" 74HarNA 75WesNA 75MutNA 83BalA 86BalA																				
1/26/53	New York, N.Y.	7/15/00	?	R	5'7	157	83	321	55	32	5	2	0	23	5	16	2	.171	.199	.185
Barrett, Martin F. "Marty" 84BosN 84IndA																				
11/?/60	Port Henry, N.Y.	1/29/10	R	R	5'9	170	8	19	1	1	1	0	0	0	1	4	—	.053	.105	.100
Barrett, William "Bill" 71KekNA 72OlyNA 73BalNA																				
Unknown	Baltimore, Md.	Unknown	?	?	?	?	3	13	2	1	1	0	0	1	0	0	0	.154	.231	.154
Beadle, David A. "Dave" (aka Beatle) 84DetN																				
1/?/64	New York, N.Y.	9/22/25	L	?	6'2	180	1	3	0	0	0	0	0	0	0	2	0	.000	.000	.000
Begley, Eugene T. "Gene" 86NYN																				
6/7/61	Brooklyn, N.Y.	Unknown	?	?	?	?	5	16	1	2	0	0	0	1	1	3	1	.125	.125	.176
*Bell, Frank Gustav "Frank" 85BroA																				
?/?/63	Cincinnati, Ohio	4/14/91	?	?	6'	?	10	29	5	5	0	1	0	2	0	—	—	.172	.241	.200
Bellman, John Hutchins "Jack" "Happy Jack" 89StLA																				
3/4/64	Taylorsville, Ky.	12/8/31	?	?	?	?	1	2	1	1	0	0	0	0	1	0	0	.500	.500	.667
Bennett, Charles Wesley "Charlie" 78MilN 80WorN 81-88DetN 89-93BosN																				
11/21/54	New Castle, Pa.	2/24/27	R	R	5'11	180	1062	3821	978	549	203	67	55	533	478	572	42	.256	.387	.340
*Bergen, Martin "Marty" 96-99BosN																				
10/25/71	N. Brookfield, Mass.	1/19/00	?	R	5'11½	180	344	1278	339	180	44	15	10	176	52	22	24	.265	.347	.299
Bergh, John Baptist "John" 76PhiN 80BosN																				
10/8/57	Boston, Mass.	4/17/83	?	?	?	?	12	44	8	2	3	0	0	0	2	7	—	.182	.250	.217
Bestick, William "William" 72EckNA																				
Unknown	New York, N.Y.	Unknown	?	?	?	?	4	14	4	1	0	0	0	1	0	0	0	.286	.286	.286
Bignell, George "George" 84MilU																				
7/18/58	Taunton, Mass.	1/16/25	?	?	5'9	160	4	9	2	4	0	0	0	—	1	—	—	.222	.222	.300
Bird, Frank Zepherin "Frank" "Dodo" 92StLN																				
3/10/69	Spencer, Mass.	5/20/58	R	R	5'10	195	17	50	10	9	3	1	1	1	6	11	2	.200	.360	.286
Bligh, Edwin Forrest "Ned" 86BalA 88CinA 89-90ColA 90LouA																				
6/30/64	Brooklyn, N.Y.	4/18/92	R	R	5'11	172	66	209	34	17	3	1	1	19	16	14	3	.163	.201	.232
Blogg, Wesley Collins "Wes" 83PitA																				
?/?/55	Norfolk, Va.	3/10/97	?	?	5'8	155	9	34	5	0	0	0	0	—	0	—	—	.147	.147	.147
Booth, Amos Smith "Amos" "The Little Darling" 76-77CinN 80CinN 82BalA 82LouA																				
9/14/48	Lebanon, Ohio	7/1/21	R	R	5'9	159	110	438	98	47	5	1	0	27	21	21	—	.224	.240	.259
Bowerman, Frank Eugene "Mike" "Frank" 95-98BalN 98-99PitN 00NYN																				
12/5/68	Romeo, Mich.	11/30/48	R	R	6'2	190	307	1101	292	114	33	16	5	150	29	0	28	.265	.338	.292
Bowes, Frank M. "Frank" 90BroA																				
?/?/65	Bath, N.Y.	1/21/95	?	R	5'9	160	61	232	51	28	5	2	0	24	7	—	11	.220	.259	.246

CATCHERS

Birth Date	Birth Place	Death Date	B	T	HGT	WGT	G	AB	H	R	2B	3B	HR	RBI	BB	SO	SB	BA	SA	OBP	
Bowman, William G. "Bill" 91ChiN																					
?/?/69	Chicago, Ill.	4/6/18	?	?	5'11	180	15	45	4	2	1	0	0	5	5	9	0	.089	.111	.196	
Boyd, Frank Jay "Frank" 93CleN																					
4/2/68	W. Middletown, Pa.	12/16/37	R	R	?	168	2	5	1	3	1	0	0	3	1	0	0	.200	.400	.333	
*Boyle, Edward J. "Eddie" 96LouN 96PitN																					
5/8/74	Cincinnati, Ohio	2/9/41	R	R	6'3	200	5	14	0	0	0	0	0	0	2	3	0	.000	.000	.125	
*Boyle, John Anthony "Jack" 86CinA 87-89StLA 90ChiP 91StLA 92NYN 93-98PhiN																					
3/22/66	Cincinnati, Ohio	1/7/13	R	R	6'4	190	1087	4232	1069	671	139	54	23	570	326	234	126	.253	.327	.315	
Bransfield, William Edward "Kitty" 98BosN																					
1/7/75	Worcester, Mass.	5/1/47	R	R	5'11	207	5	9	2	2	0	1	0	1	0	—	0	.222	.444	.222	
Brennan, James Augustus "Jack" b. John Gottlieb Doering 84StLU 85StLN 88KCA 89PhiA 90CleP																					
9/?/64	St. Louis, Mo.	Unknown	?	?	?	155	183	705	155	87	15	8	0	48	39	45	12	.220	.264	.267	
Briggs, Grant "Grant" 90SyrA 91LouA 92StLN 95LouN																					
3/16/65	Pittsburgh, Pa.	5/31/28	?	?	5'11	170	110	378	62	46	7	5	0	22	21	17	9	.164	.209	.212	
Briody, Charles F. "Fatty" "Alderman" 80TroN 82-84CleN 84CinU 85StLN 86KCN 87DetN 88KCA																					
8/13/58	Lansingburgh, N.Y.	6/22/03	?	R	5'8½	190	323	1186	271	134	52	7	3	115	44	113	6	.228	.292	.257	
Broughton, Cecil Calvert "Cal" 83CleN 83BalA 84MilU 85StLA 85NYA 88DetN																					
12/28/60	Magnolia, Wis.	3/15/39	R	R	5'10	180	40	143	27	10	6	0	0	3	4	2	0	.189	.231	.211	
Brown, Lewis J. "Lew" "Blower" 76-77BosN 78-79ProN 79ChiN 81DetN 81ProN 83BosN 83LouA 84BosU																					
2/1/58	Leominster, Mass.	1/15/89	R	R	5'10½	185	378	1531	379	205	83	31	10	169	45	155	—	.248	.362	.269	
Buckley, Richard D. "Dick" 88-89IndN 90-91NYN 92-94StLN 94-95PhiN																					
9/21/58	Troy, N.Y.	12/12/29	R	R	5'10	195	524	1833	449	213	72	14	26	216	98	188	25	.245	.342	.291	
Buelow, Frederick William Alexander "Fritz" 99-00StLN																					
2/13/76	Berlin, Germany	12/27/33	R	R	5'10½	170	13	32	11	6	0	2	0	5	2	—	0	.344	.469	.382	
Bullas, Simeon Edward "Sim" 84TolA																					
4/10/61	Cleveland, Ohio	1/14/08	?	?	5'7½	150	13	45	4	4	0	1	0	—	1	—	—	.089	.133	.109	
Burrell, Frank Andrew "Buster" 91NYN 95-97BroN																					
12/22/66	Weymouth, Mass.	5/8/62	R	R	5'10	165	122	390	96	42	13	3	3	47	32	28	4	.246	.318	.305	
Bushong, Albert John "Doc" 75AtlNA 76PhiN 80-82WorN 83-84CleN 85-87StLA 88-90BroN																					
9/15/56	Philadelphia, Pa.	8/19/08	R	R	5'11	165	672	2397	514	287	58	12	2	184	124	97	39	.214	.251	.254	
Butler, Richard H. "Dick" 97LouN 99WasN																					
12/?/69	Brooklyn, N.Y.	7/16/17	?	?	?	?	22	74	17	7	0	1	0	3	2	—	2	.230	.257	.250	
Cahill, Thomas H. "Tom" 91LouA																					
10/?/68	Fall River, Mass.	12/25/94	?	?	5'7	150	119	430	109	69	17	7	3	44	41	51	38	.253	.347	.329	
Cantz, Bartholomew L. "Bart" 88-89BalA 90PhiA																					
1/29/60	Philadelphia, Pa.	2/12/43	?	?	?	?	62	217	34	14	4	1	0	18	6	14	2	.157	.184	.179	
Carl, Lewis Adolph "Lew" 74BalNA																					
?/?/36	Baltimore, Md.	5/19/85	?	?	?	?	1	3	0	0	0	0	0	0	0	0	0	.000	.000	.000	
Carroll, Frederick Herbert "Fred" "Big Head" 84CoLA 85-86PitA 87-89PitN 90PitP 91PitN																					
7/2/64	Sacramento, Ca.	11/7/04	R	R	5'11	185	754	2892	820	546	146	66	27	366	348	136	137	.284	.408	.370	

CATCHERS

Birth Date	Birth Place	Death Date	B	T	HGT	WGT	G	AB	H	R	2B	3B	HR	RBI	BB	SO	SB	BA	SA	OBP
Carroll, Patrick "Pat" 84AltU 84PhiU																				
3/?/53	Philadelphia, Pa.	2/14/16	?	?	?	?	16	68	16	5	2	0	0	—	1	—	—	.235	.265	.246
Chance, Frank Leroy "Frank" "Husk" 98-00ChiN																				
9/9/77	Fresno, Ca.	9/15/24	R	R	6'	190	173	488	140	95	19	8	2	49	37	—	25	.287	.371	.367
*Clapp, John Edgar "John" 72ManNA 73-75AthNA 76-77StLN 78IndN 79BufN 80CinN 81CleN 83NYN																				
7/17/51	Ithaca, N.Y.	12/18/04	R	R	5'7	194	588	2523	713	459	92	35	7	279	112	51	<u>17</u>	.283	.355	.313
Clark, Robert H. "Bob" 86-89BroA 90BroN 91CinN 93LouN																				
3/18/63	Covington, Ky.	8/21/19	R	R	5'10	175	288	1011	233	145	25	11	1	107	85	<u>29</u>	71	.230	.280	.296
Clarke, Arthur Franklin "Artie" 90-91NYN																				
5/6/65	Providence, R.I.	11/14/49	R	R	5'8	155	149	569	122	72	14	10	0	70	47	54	49	.214	.274	.279
Clarke, William Jones "Boileryard" "Bill" 93-98BalN 99-00BosN																				
10/18/68	New York, N.Y.	7/29/59	R	R	5'11½	170	511	1843	484	245	58	20	8	276	94	<u>58</u>	28	.263	.329	.318
Clements, John J. "Jack" 84PhiU 84-97PhiN 98StLN 99CleN 00BosN																				
7/24/64	Philadelphia, Pa.	5/23/41	B	L	5'8½	204	1163	4295	1231	619	226	60	77	<u>687</u>	341	<u>301</u>	<u>55</u>	.287	.421	.348
Colgan, William H. "Ed" 84PitA																				
Unknown	E. St. Louis, Ill.	8/8/95	?	?	?	180	48	161	25	10	4	1	0	—	3	—	—	.155	.193	.171
Collins, William J. "Bill" 87NYA 89-90PhiA 91CleN 92StLN																				
?/?/63	Dublin, Ireland	6/8/93	R	R	?	150	6	14	2	0	0	0	0	1	1	2	1	.143	.143	.200
Connell, Terence G. "Terry" 74ChiNA																				
6/17/55	Philadelphia, Pa.	3/25/24	?	?	?	?	1	4	0	0	0	0	0	0	0	0	0	.000	.000	.000
*Connor, Joseph Francis "Joe" 95StLN 00BosN																				
12/8/74	Waterbury, Conn.	11/8/57	R	R	6'2	185	9	26	4	2	0	0	0	5	2	<u>2</u>	1	.154	.154	.214
*Conway, William F. "Bill" 84PhiN 86BalA																				
11/28/61	Lowell, Mass.	12/18/43	R	R	5'8	170	8	18	2	4	0	0	0	3	7	<u>1</u>	<u>0</u>	.111	.111	.360
Cook, Paul "Paul" 84PhiN 86-89LouA 90BroN 91LouA 91StLA																				
5/5/63	Caledonia, N.Y.	5/25/05	R	R	5'10	185	378	1364	304	172	27	9	0	114	67	<u>87</u>	<u>52</u>	.223	.256	.270
Corcoran, John H. "Jack" 84BroA																				
5/15/58	Lowell, Mass.	12/28/35	?	?	?	?	52	185	39	17	4	3	0	—	8	—	—	.211	.265	.251
Cote, Henry Joseph "Henry" "Badger" 94-95LouN																				
2/19/64	Troy, N.Y.	4/28/40	?	?	5'9½	165	20	64	19	17	2	2	0	8	8	9	4	.297	.391	.375
Cotter, Thomas Benedict "Tom" 91BosA																				
9/30/66	Waltham, Mass.	11/22/06	R	R	5'10½	149	6	12	3	1	0	0	0	4	1	2	0	.250	.250	.308
Criger, Louis "Lou" 96-98CleN 99-00StLN																				
2/3/72	Elkhart, Ind.	5/14/34	R	R	5'10	165	282	976	255	118	29	16	5	136	96	<u>0</u>	27	.261	.339	.334
*Cross, Amos C. "Amos" b. Emile Kriz 85-87LouA																				
?/?/61	Milwaukee, Wis.	7/16/88	?	?	?	?	117	441	118	62	16	7	1	56	45	—	13	.268	.342	.338
Crotty, Joseph P. "Joe" 82LouA 82StLA 84CinU 85LouA 86NYA																				
12/24/60	Cincinnati, Ohio	6/22/26	R	R	?	?	87	308	56	34	7	3	1	<u>9</u>	11	—	<u>3</u>	.182	.234	.220
Crowley, John A. "John" 84PhiN																				
11/12/62	Lawrence, Mass.	9/23/96	?	?	5'10	164	48	168	41	26	7	3	0	19	15	21	—	.244	.321	.306

CATCHERS

Birth Date	Birth Place	Death Date	B	T	HGT	WGT	G	AB	H	R	2B	3B	HR	RBI	BB	SO	SB	BA	SA	OBP
Cuff, John Patrick "John" 84BalU																				
6/?/64	Jersey City, N.J.	12/5/16	?	?	?	?	3	11	1	1	1	0	0	—	1	—	—	.091	.182	.167
Curran, John A. "John" 76PhiN																				
?/?/52	?, Scotland	Unknown	?	?	?	175	3	12	4	5	1	0	0	2	0	0	—	.333	.417	.333
Cusick, Andrew Daniel "Tony" "Andy" 84WilU 84-87PhiA																				
12/?/57	Fall River, Mass.	8/6/29	R	R	5'9½	190	95	332	64	27	7	1	0	15	8	42	1	.193	.220	.214
*Daily, Cornelius F. "Con" 84PhiU 85ProN 86-87BosN 88-89IndN 90BroP 91-95BroN 96ChiN																				
9/11/64	Blackstone, Mass.	6/14/28	L	R	6'	192	630	2222	541	280	74	22	2	262	208	208	94	.243	.299	.314
Daniels, Lawrence Long "Law" 87BalA 88KCA																				
7/14/62	Newton, Mass.	1/7/29	R	R	5'10	170	109	383	86	55	7	1	2	60	22	—	27	.225	.264	.274
Darling, Conrad "Dell" "Weiner" 83BufN 87-89ChiN 90ChiP 91StLA																				
12/21/61	Erie, Pa.	11/20/04	R	R	5'8	170	175	628	151	109	24	13	7	83	91	96	29	.240	.354	.340
Dealey, Patrick E. "Pat" 84StPU 85-86BosN 87WasN 90SyrA																				
11/12/61	Underhill, Vt.	12/16/24	R	R	5'8	145	131	469	113	71	14	4	2	34	19	26	45	.241	.301	.275
*Deasley, Thomas H. "Pat" 81-82BosN 83-84StLA 85-87NYN 88WasN																				
11/17/57	Philadelphia, Pa.	4/1/43	R	R	5'8½	154	402	1466	358	161	37	9	0	120	49	89	7	.244	.282	.271
Decker, Earle Harry "Harry" "The Don Juan of the Diamond" 84IndA 84KCU 86DetN 86WasN 89-90PhiN 90PitN																				
9/3/64	Lockport, Ill.	Unknown	R	R	5'11	180	156	570	138	72	20	4	5	49	41	56	13	.242	.318	.293
Decker, Frank "Frank" 79SyrN 82StLA																				
2/26/56	St. Louis, Mo.	2/5/40	R	R	?	?	5	18	3	0	0	0	0	1	0	3	—	.167	.167	.167
DePangher, Michael Anthony "Mike" 84PhiN																				
9/11/58	Marysville, Ca.	7/7/15	L	?	5'8	190	4	10	2	0	0	0	0	0	1	3	—	.200	.200	.273
Derby, Eugene A. "Gene" 85BalA																				
2/3/60	Fitchburg, Mass.	9/13/17	?	?	5'7	160	10	31	4	4	0	0	0	2	1	—	—	.129	.129	.182
*Dillon, Packard Andrew "Packy" 75RedsNA																				
Unknown	St. Louis, Mo.	1/8/90	?	?	?	?	3	13	3	1	1	0	0	1	0	0	0	.231	.308	.231
Dolan, Thomas J. "Tom" 79ChiN 82BufN 83-84StLA 84StLU 85-86StLN 86BalA 88StLA																				
9/?/55	New York, N.Y.	1/16/13	R	R	5'11	185	225	808	165	95	25	7	1	40	9	23	11	.204	.256	.242
Donahue, James Augustus "Jim" 86-87NYA 88-89KCA 91ColA																				
1/8/62	Lockport, Ill.	4/19/35	R	R	6'	175	341	1275	298	133	24	11	2	133	104	38	33	.234	.275	.295
*Donahue, John Augustus "Jiggs" 00PitN																				
7/13/79	Springfield, Ohio	7/19/13	L	L	6'1	178	3	10	2	1	0	1	0	3	0	—	1	.200	.400	.200
Donahue, Timothy Cornelius "Tim" "Bridget" 91BosA 95-00ChiN																				
6/8/70	Raynham, Mass.	6/12/02	L	R	5'11	180	463	1492	352	196	57	12	2	163	142	45	54	.236	.294	.314
Donovan, Frederick Maurice "Fred" 95CleN																				
7/4/64	Epping, N.H.	3/7/16	R	R	?	?	3	12	1	1	0	0	0	1	1	2	0	.083	.083	.154
Douglass, William, Bingham "Klondike" 96-97StLN 98-00PhiN																				
5/10/72	Boston, Pa.	12/13/53	L	R	6'	200	480	1832	516	273	62	21	9	178	165	15	62	.282	.354	.353
Dowse, Thomas Joseph "Tom" 90CleN 91ColA 92LouN 92CinN 92PhiN 92WasN																				
8/12/66	Mohill, Ireland	12/14/46	R	R	5'11	175	160	590	116	62	12	1	0	46	29	66	7	.197	.220	.243

CATCHERS

Birth Date	Birth Place	Death Date	B	T	HGT	WGT	G	AB	H	R	2B	3B	HR	RBI	BB	SO	SB	BA	SA	OBP
Drissel, Michael F. "Mike" 85StLA																				
12/19/64	St. Louis, Mo.	2/26/13	R	R	5'11"	?	6	20	1	0	0	0	0	0	0	—	—	.050	.050	.050
*Dugan, William H. "Bill" 84VirA 84KCU																				
?/?/64	New York, N.Y.	7/24/21	?	?	?	?	12	34	3	4	1	0	0	—	0	—	—	.088	.118	.114
Dugdale, Daniel Edward "Ed" "Dug" "Dan" 86KCN 94WasN																				
10/28/64	Peoria, Ill.	3/9/34	R	R	5'8"	180	50	174	39	23	4	2	0	18	15	27	8	.224	.270	.286
Duncan, James William "Whitey" "Jim" 99WasN 99CleN																				
7/1/71	Saltsburg, Pa.	10/16/01	R	R	5'8"	140	46	152	35	14	4	3	2	14	8	—	1	.230	.336	.269
Dwight, Albert Ward "Al" 84KCU																				
1/4/56	New York, N.Y.	2/20/03	?	?	?	?	12	43	10	8	2	0	0	—	2	—	—	.233	.279	.267
Dwyer, John E. "John" 82CleN																				
Unknown	Lisbon, Ill.	Unknown	?	?	?	?	1	3	0	0	0	0	0	1	0	0	—	.000	.000	.000
Earle, William Moffat "Billy" "The Little Globetrotter" 89CinA 90StLA 92-93PitN 94LouN 94BroN																				
11/10/67	Philadelphia, Pa.	5/30/46	R	R	5'10½"	170	142	465	133	102	20	12	6	74	63	36	41	.286	.419	.378
Ebright, Hiram C. "Buck" 89WasN																				
6/12/59	Lancaster Co., Pa.	10/24/16	R	R	5'9"	180	16	59	15	7	2	2	1	6	3	8	1	.254	.407	.302
Ewing, William "Buck" 80-82TroN 83-89NYN 90NYP 91-92NYN 93-94CleN 95-97CinN																				
10/17/59	Hoagland, Ohio	10/20/06	R	R	5'10"	188	1315	5363	1625	1129	250	178	71	883	392	294	354	.303	.456	.351
Fagin, Frederick H. "Fred" 95StLN																				
Unknown	Cincinnati, Ohio	Unknown	?	?	?	?	1	3	1	0	0	0	0	2	0	0	0	.333	.333	.333
Farmer, William "Bill" 88PitN 88PhiA																				
2/3/64	Dubin, Ireland	Unknown	R	R	5'11½"	187	5	16	2	0	0	0	0	1	0	1	0	.125	.125	.125
Farrell, Charles Andrew "Duke" 88-89ChiN 90ChiP 91BosA 92PitN 93WasN 94-96NYN 96-99WasN 99-00BroN																				
8/31/66	Oakdale, Mass.	2/15/25	B	R	6'1"	208	1319	4863	1355	759	181	112	51	836	440	246	135	.279	.383	.344
Farrow, John Jacob "John" 73ResNA 74AtINA 84BroA																				
11/8/53	Verplanck, N.Y.	12/31/14	L	R	?	?	55	228	45	25	4	0	0	13	1	4	0	.197	.224	.212
Field, Samuel Jay "Sam" 75CenNA 75WasNA 76CinN																				
10/12/48	Philadelphia, Pa.	10/28/04	R	R	5'9½"	182	12	41	6	2	0	0	0	1	1	4	1	.146	.146	.167
Finley, William James "Bill" 86NYN																				
10/4/63	New York, N.Y.	10/6/12	?	?	5'3"	170	13	44	8	2	0	0	0	5	1	8	2	.182	.182	.200
Fisher, Newton "Newt" "Ike" 98PhiN																				
6/28/71	Nashville, Tenn.	2/28/47	R	R	5'9½"	180	9	26	3	0	1	0	0	0	0	—	1	.115	.154	.148
Flint, Frank Sylvester "Silver" 75RedsNA 78IndN 79-89ChiN																				
8/3/55	Philadelphia, Pa.	1/14/92	R	R	6'	180	760	2913	687	380	129	34	21	295	54	471	10	.236	.325	.250
Flynn, Michael J. "Mike" 91BosA																				
3/15/72	Co. Kildare, Ireland	6/16/41	?	?	?	?	1	2	0	0	0	0	0	0	0	1	0	.000	.000	.000
Foster, Robert G. "Bob" 84PhiA 84PhiU																				
10/?/57	Schuylkill, Pa.	Unknown	?	?	?	?	5	14	3	4	0	1	0	—	3	—	—	.214	.357	.353
Freund, Lawrence Lentz "Frank" b. Frederick Freund 96LouN																				
7/5/75	Jeffersonville, Ind.	11/5/33	?	R	5'10"	180	2	5	1	1	0	0	0	0	1	1	0	.200	.200	.333

CATCHERS

Birth Date	Birth Place	Death Date	B	T	HGT	WGT	G	AB	H	R	2B	3B	HR	RBI	BB	SO	SB	BA	SA	OBP
Fulmer, Christopher "Chris" 84WasU 86-89BaLA																				
7/4/58	Tamaqua, Pa.	11/9/31	R	R	5'8	165	252	876	216	176	37	9	1	<u>85</u>	122	<u>12</u>	<u>76</u>	.247	.313	.343
Fusselbach, Edward L. "Eddie" 82StLA 84BaU 85PhiA 88LouA																				
7/4/58	Philadelphia, Pa.	4/14/26	R	?	5'6	156	109	462	124	75	19	3	1	<u>3</u>	8	—	<u>0</u>	.268	.329	.281
*#Ganzel, Charles William "Charlie" 84StPU 85-86PhiN 86-88DetN 89-97BosN																				
6/18/62	Waterford, Wis.	4/7/14	R	R	6'	161	787	2987	774	421	91	45	10	<u>412</u>	162	<u>121</u>	<u>60</u>	.259	.330	.301
Gardner, Alexander "Alex" 84WasA																				
4/28/61	Toronto, Ont. Can.	6/18/26	R	?	?	?	1	3	0	0	0	0	0	—	0	—	—	.000	.000	.000
Gastfield, Edward "Ed" 84-85DetN 85ChiN																				
8/1/65	Chicago, Ill.	12/1/99	R	?	5'9½	155	25	88	6	6	1	0	0	2	2	37	—	.068	.080	.089
Gibson, Leighton P. "Whitey" 88PhiA																				
10/6/68	Lancaster, Pa.	10/12/07	?	R	5'9	178	1	3	0	0	0	0	0	0	0	—	0	.000	.000	.000
Gillen, Thomas J. "Tom" 84PhiU 84PhiN 86DetN																				
5/18/62	Philadelphia, Pa.	1/26/89	?	?	5'8	160	32	129	23	7	2	0	0	<u>4</u>	1	<u>1</u>	<u>0</u>	.178	.194	.185
Gilligan, Andrew Bernard "Barney" 75AtlNA 79-80CleN 81-85ProN 86-87WasN 88DetN																				
1/3/58	Cambridge, Mass.	4/1/34	R	R	5'6½	130	523	1873	388	217	68	23	3	167	147	235	<u>8</u>	.207	.273	.265
Gilmore, James "Jim" 75WasNA																				
5/7/53	Baltimore, Md.	11/28/28	?	?	?	?	3	12	3	2	0	0	0	0	0	3	0	.250	.250	.250
Gilroy, ? 74ChiNA 75AthNA																				
??/63	Philadelphia, Pa.	Unknown	?	?	?	?	10	44	9	4	1	0	0	7	1	3	0	.205	.227	.222
Grady, Michael William "Mike" 94-97PhiN 97StLN 98-00NYN																				
12/23/69	Kennett Square, Pa.	12/3/43	R	R	5'11	190	530	1747	525	314	92	36	15	294	173	<u>40</u>	74	.301	.420	.383
Graff, Louis George "Louis" "Chappie" 90SyrA																				
7/25/66	Philadelphia, Pa.	4/16/55	?	R	?	?	1	5	2	0	1	0	0	3	0	—	0	.400	.600	.400
Graulich, Lewis "Lew" 91PhiN																				
??/63	Philadelphia, Pa.	Unknown	?	?	?	?	7	26	8	2	0	0	0	3	1	2	0	.308	.308	.333
Graves, Frank Norris "Frank" 86StLN																				
11/2/60	Cincinnati, Ohio	Unknown	R	?	6'	163	43	138	21	7	2	0	0	9	7	48	11	.152	.167	.193
Grim, John Helm "John" 88PhiN 90RocA 91MiLA 92-94LouN 95-99BroN																				
8/9/67	Lebanon, Ky.	7/28/61	R	R	6'2	175	708	2644	707	351	119	37	16	332	87	<u>77</u>	83	.267	.359	.303
Gross, Emil Michael "Emil" "Em" 79-81ProN 83PhiN 84Chi-PitU																				
3/3/58	Chicago, Ill.	8/24/21	R	R	6'	190	248	987	291	141	67	21	7	<u>107</u>	51	<u>52</u>	—	.295	.427	.329
Guiney, Benjamin Franklin "Ben" 83-84DetN																				
11/16/58	Detroit, Mich.	12/5/30	B	R	6'	170	3	12	1	1	0	0	0	0	0	4	—	.083	.083	.083
Gunkle, Frederick William "Fred" 79CleN																				
10/26/57	Reading, Pa.	12/21/36	?	?	?	?	1	3	0	1	0	0	0	0	0	1	—	.000	.000	.000
Gunning, Thomas Francis "Tom" 84-86BosN 87PhiN 88-89PhiA																				
3/4/62	Newmarket, N.H.	3/17/31	R	R	5'10	160	146	537	110	79	12	4	2	46	16	<u>70</u>	<u>38</u>	.205	.253	.235
Gunson, Joseph Brook "Joe" "Gunnie" 84WasU 89KCA 92BaIN 93StLN 93CleN																				
3/23/63	Philadelphia, Pa.	11/5/42	R	R	5'6	160	229	826	174	96	21	6	0	<u>68</u>	34	<u>40</u>	<u>4</u>	.211	.251	.254

CATCHERS

Birth Date	Birth Place	Death Date	B	T	HGT	WGT	G	AB	H	R	2B	3B	HR	RBI	BB	SO	SB	BA	SA	OBP
*Hackett, Mortimer Martin "Mert" "Myrtle"			83-85BosN 86KCN 87IndN																	
11/11/59	Cambridge, Mass.	2/22/38	R	R	5'10½	175	256	939	203	87	42	15	8	83	16	225	<u>5</u>	.216	.318	.231
Haley, J. "Fred" 80TroN																				
Unknown	Unknown	Unknown	?	R	?	?	2	7	0	0	0	0	0	0	1	2	—	.000	.000	.125
Hanna, John "John" 84WasA 84VirA																				
11/3/63	Philadelphia, Pa.	11/7/30	?	?	?	?	45	143	18	14	2	1	0	—	6	—	—	.126	.154	.167
Hardie, Lewis W. "Lou" 84PhiN 86ChiN 90BosN 91BaLA																				
8/24/64	New York, N.Y.	3/5/29	?	R	5'11	180	81	300	67	28	10	3	3	21	30	56	<u>8</u>	.223	.307	.294
Harding, Edward H.A. "Ed" "Jumbo" 86StLA																				
?/?/62	St. Louis, Missouri	Unknown	?	?	5'9½	213	1	3	1	0	1	0	0	1	0	—	0	.333	.667	.333
Harrington, Jeremiah Peter "Jerry" 90-92CinN 93LouN																				
8/12/69	Keokuk, Iowa	4/16/13	R	R	5'11	220	189	666	151	60	19	6	3	73	43	73	8	.227	.287	.278
Harrison, Washington Ritter "Rit" 75NHNA																				
9/16/49	Waterbury, Conn.	11/7/88	?	?	?	?	1	4	2	0	1	0	0	1	0	0	0	.500	.750	.500
Hart, Thomas Henry "Tom" "Bushy" 91WasA																				
6/15/69	Canaan, N.Y.	9/17/39	?	?	5'7	160	8	24	3	1	0	0	0	2	2	1	1	.125	.125	.192
Hastings, Winfield Scott "Scott" 71RokNA 72CleNA 72-73BalNA 74HarNA 75ChiNA 76LouN 77CinN																				
8/10/47	Hillsboro, Ohio	8/14/07	R	R	5'8	161	294	1328	371	264	44	8	0	139	31	43	<u>43</u>	.279	.325	.296
Hayes, John J. "Jackie" 82WorN 83-84PitA 84-85BroA 86WasN 87BalA 90BroP																				
6/27/58	Brooklyn, N.Y.	4/25/05	?	R	5'9	175	300	1148	267	106	63	10	10	<u>81</u>	39	<u>53</u>	<u>0</u>	.233	.331	.260
Hellman, Anthony J. "Tony" 86BalA																				
5/29/61	Cincinnati, Ohio	3/29/98	?	?	5'9	175	1	3	0	0	0	0	0	0	0	—	0	.000	.000	.000
Hess, Thomas "Tom" 92BalN																				
3/22/74	Brooklyn, N.Y.	12/15/45	?	R	?	?	1	2	0	0	0	0	0	0	0	0	0	.000	.000	.000
Heydon, Michael Edward "Mike" "Ed" 98BalN 99WasN																				
7/15/74	?, Missouri	10/13/13	L	R	6'	?	6	12	1	2	0	0	0	1	4	—	0	.083	.083	.353
Hicks, Nathan Woodhull "Nat" 72-73NYN 74PhiNA 75MutNA 76NYN 77CinN																				
4/19/45	Hempstead, N.Y.	4/21/07	R	R	6'1	186	257	1142	301	172	35	6	1	116	25	23	<u>9</u>	.264	.307	.279
Hines, Michael P. "Mike" 83-85BosN 85BroA 85ProN 88BosN																				
9/?/62	?, Ireland	3/14/10	R	L	5'10	176	120	451	91	69	20	3	0	26	16	<u>67</u>	<u>0</u>	.202	.259	.229
Hoffman, Otto Charles "Hickey" 79CleN																				
10/27/56	Cleveland, Ohio	10/27/15	?	?	?	?	2	6	0	0	0	0	0	0	0	3	—	.000	.000	.000
Holbert, William Henry "Bill" 76LouN 78MilN 79SyrN 79-82TroN 83-87NYA 88BroA																				
3/14/55	Baltimore, Md.	3/20/35	R	R	?	197	623	2335	486	182	41	7	0	<u>144</u>	58	<u>91</u>	<u>16</u>	.208	.232	.226
Honan, Martin Weldon "Marty" 90-91ChiN																				
5/29/69	Chicago, Ill.	8/20/08	?	?	?	?	6	15	2	1	0	1	0	4	1	5	0	.133	.267	.188
Hoover, Charles E. "Charlie" 88-89KCA																				
9/21/65	Mound City, Ill.	Unknown	L	R	5'8	170	74	268	67	44	2	5	1	26	29	<u>38</u>	9	.250	.306	.328
Humphries, John Henry "Jack" 83NYN 84WasA 84NYN																				
11/12/61	N. Gower, Ont., Can.	11/29/33	L	L	6'	185	98	364	52	34	3	0	0	<u>6</u>	19	<u>41</u>	—	.143	.151	.188

CATCHERS

Birth Date	Birth Place	Death Date	B	T	HGT	WGT	G	AB	H	R	2B	3B	HR	RBI	BB	SO	SB	BA	SA	OBP
Hunter, William F. "Bill" 84LouA																				
?/~/55	St. Thomas, Ont., Can.	Unknown	R	?	5'7½	160	2	7	1	1	0	0	0	—	0	—	—	.143	.143	.143
Hurley, Jeremiah Joseph "Jerry" 89BosN 90PitP 91CinA																				
6/15/63	Boston, Mass.	9/17/50	R	R	5'9	170	33	92	20	15	4	2	0	8	14	18	2	.217	.304	.321
Ingraham, Charles W. "Charlie" 83BaIA																				
4/8/60	Chicago, Ill.	2/18/06	?	?	5'11	170	1	4	1	0	0	0	0	—	0	—	—	.250	.250	.250
Jacklitsch, Frederick Lawrence "Fred" 00PhiN																				
5/24/76	Brooklyn, N.Y.	7/18/37	R	R	5'9½	170	5	11	2	0	1	0	0	3	0	—	0	.182	.273	.182
Jennings, Alfred Gorden "Alamazoo" 78MilN																				
11/30/50	Newport, Ky.	11/2/94	?	?	?	?	1	2	0	0	0	0	0	0	1	0	—	.000	.000	.333
Jewett, Nathan W. "Nat" 72EckNA																				
12/25/42	New York, N.Y.	2/23/14	?	?	5'6	137	2	8	1	1	0	0	0	0	0	0	0	.125	.125	.125
Jones, William "Bill" 82BaIA 84PhiU																				
Unknown	Syracuse, N.Y.	Unknown	?	?	?	?	8	29	3	3	0	0	0	—	1	—	—	.103	.103	.133
Kahoe, Michael Joseph "Mike" 95CinN 99-00CinN																				
9/3/73	Yellow Springs, Ohio	5/14/49	R	R	6'	185	69	221	40	20	4	4	1	13	4	0	4	.181	.249	.203
Keenan, James William "Jim" 75NHNA 80BufN 82PitA 84IndA 85-89CinA 90-91CinN																				
2/10/58	New Haven, Conn.	9/21/26	R	R	5'10	186	527	1886	453	255	61	36	22	208	177	111	41	.240	.346	.313
Kelly, John Francis "Kick" "Father" 79CleN 82CleN 83BaIA 83PhiN 84CinU 84WasU																				
3/3/59	Paterson, N.J.	4/13/08	R	R	6'	185	122	469	106	48	17	3	1	5	10	26	—	.226	.281	.242
Kelly, John O. "Honest John" 79SyrN 79TroN																				
10/31/56	New York, N.Y.	3/27/26	?	?	6½	185	16	58	9	5	1	0	0	2	0	7	—	.155	.172	.155
Kemmler, Rudolph "Rudy" b. Kemler 79ProN 81CleN 82CinA 82PitA 83-84CoIA 85PitA 86StLA 89CoIA																				
?/~/60	Chicago, Ill.	6/20/09	R	R	?	?	236	862	168	79	18	6	0	11	42	5	0	.195	.230	.234
Kennedy, Michael Joseph "Doc" 79-82CleN 83BufN																				
8/11/53	Brooklyn, N.Y.	5/23/20	R	R	5'9½	185	160	615	160	67	25	4	1	53	15	37	—	.260	.319	.278
Kinslow, Thomas F. "Tom" 86WasN 87NYA 90BroP 91-94BroN 95PitN 96LouN 98WasN 98StLN																				
1/12/66	Washington D.C.	2/22/01	R	R	5'10	160	380	1414	376	186	40	29	12	222	67	93	18	.266	.361	.301
Kittridge, Malachi Jeddidah "Mal" "Jed" 90-97ChiN 98-99LouN 99WasN																				
10/12/69	Clinton, Mass.	6/23/28	R	R	5'7	170	745	2521	547	283	66	30	13	258	213	166	53	.217	.283	.279
*Kling, John "Johnny" "Noisy" 00ChiN																				
2/25/75	Kansas City, Mo.	1/31/47	R	R	5'9½	160	15	51	15	8	3	1	0	7	2	—	0	.294	.392	.321
Knowdell, Jacob Augustus "Jake" 74-75AtINA 78MilN																				
7/27/40	Brooklyn, N.Y.	Unknown	?	?	5'7½	148	71	263	47	27	4	1	0	14	2	9	1	.179	.202	.184
Krieg, William Frederick "Bill" 84Chi-PitU 85ChiN 85BroA 86-87WasN																				
1/29/59	Petersburg, Ill.	3/25/30	R	R	5'8	180	141	535	127	62	29	8	4	37	23	19	4	.237	.344	.270
Lake, Frederick Lovett "Fred" 91BosN 94LouN 97BosN 98PitN																				
10/16/66	Cornwallis, Nova Scotia	11/24/31	R	R	5'10	170	45	124	29	12	6	0	1	16	16	10	4	.234	.306	.341
Latimer, Clifford Wesley "Tacks" 98NYN 99LouN 00PitN																				
11/30/77	Loveland, Ohio	4/24/36	R	R	6'	180	18	58	17	5	3	0	0	7	2	—	1	.293	.345	.317

CATCHERS

Birth Date	Birth Place	Death Date	B	T	HGT	WGT	G	AB	H	R	2B	3B	HR	RBI	BB	SO	SB	BA	SA	OBP
Lawlor, Michael H. "Mike" 80TroN 84WasU																				
3/11/54	Troy, N.Y.	8/3/16	?	R	6'	180	6	16	1	1	0	0	0	0	1	1	—	.063	.063	.118
Ledwith, Michael "Mike" 74AtlNA																				
Unknown	Brooklyn, N.Y.	1/2/29	?	?	?	?	1	4	1	1	0	0	0	1	0	0	0	.250	.250	.250
Lennon, William H. "Bill" 71KekNA 72NatNA 73MarNA																				
?/?/48	Brooklyn, N.Y.	8/19/10	?	?	5'7	145	28	121	26	18	4	0	0	13	1	0	1	.215	.248	.221
Lenz, David "David" 72EckNA																				
1/1/51	?, Germany	5/21/86	?	?	?	?	4	12	1	2	0	0	0	0	0	0	0	.083	.083	.083
Lohman, George F. "Pete" "Puente Pete" 91WasA																				
10/21/64	Lake Elmo, Minn.	11/21/28	R	R	?	?	32	109	21	18	1	4	1	11	16	17	1	.193	.303	.302
Loughran, William H. "Bill" 84NYN																				
6/?/62	New York, N.Y.	8/7/17	?	?	?	?	9	29	3	4	1	1	0	3	7	11	—	.103	.207	.278
Lowe, Richard Alvern "Dick" 84DetN																				
1/28/54	Evansville, Wis.	6/28/22	?	?	?	?	1	3	1	0	0	0	0	0	0	1	—	.333	.333	.333
Macey, ? 90PhiA																				
Unknown	Columbus, Ohio	Unknown	?	?	?	?	1	1	0	0	0	0	0	0	0	—	0	.000	.000	.000
#Mack, Cornelius Alexander "Connie" b. McGillicuddy 86-89WasN 90BufP 91-96PitN																				
12/22/62	E. Brookfield, Mass.	2/8/56	R	R	6'1	150	724	2698	659	392	79	28	5	265	170	127	127	.245	.300	.305
Mahoney, Daniel J. "Dan" 92CinN 95WasN																				
3/20/64	Springfield, Mass.	1/31/04	R	R	5'9	165	11	33	6	3	00	1	0	2	1	4	0	.182	.242	.206
Malone, Fergus G. "Fergy" 71-72AthNA 73PhiNA 74ChiNA 75PhiNA 76PhiN 84PhiU																				
?/?/42	?, Ireland	1/1/05	R	L	5'8	156	220	1052	288	200	32	7	1	157	32	19	21	.274	.320	.295
Manlove, Charles Henry Weeks "Charlie" "Chick" 84AltU 84NYN																				
10/8/62	Philadelphia, Pa.	2/12/52	R	R	5'9	165	5	17	3	1	0	0	0	0	0	4	—	.176	.176	.176
McCaffrey, Charles P. "Sparrow" 89ColA 90PhiA																				
?/?/68	Philadelphia, Pa.	4/29/94	?	?	?	120	3	5	1	2	0	0	0	0	1	0	0	.400	.400	.400
McCauley, James Adelbert "Jim" 84StLA 85BufN 85ChiN 86BroA																				
3/24/63	Stanley, N.Y.	9/14/30	L	R	6'	180	39	122	23	10	3	1	0	10	24	15	2	.189	.230	.322
McCauley, Patrick F. "Pat" 93StLN 96WasN																				
6/10/70	Ware, Mass.	1/17/17	?	R	5'10½	156	31	100	22	14	3	0	3	11	7	9	3	.220	.340	.278
McCloskey, ? 75WasNA																				
Unknown	Brooklyn, N.Y.	Unknown	?	?	?	?	11	40	7	1	0	0	0	4	1	2	0	.175	.175	.195
McCloskey, William George "Bill" 84WilU																				
5/?/54	Philadelphia, Pa.	Unknown	?	?	5'8	155	9	30	3	0	0	0	0	—	0	—	—	.100	.100	.100
McFarland, Edward William "Ed" 93CleN 96-97StLN 97-00PhiN																				
8/3/74	Cleveland, Ohio	11/28/59	R	R	5'10	180	471	1646	477	259	80	34	10	241	147	19	33	.290	.398	.352
McGinley, Timothy S. "Tim" 75CenNA 75NHNA 76BosN																				
Unknown	Philadelphia, Pa.	11/2/99	?	?	5'9½	155	54	223	54	23	3	2	0	17	0	12	1	.242	.274	.242
McGuire, James Thomas "Deacon" 84ToIA 85DetN 86-88PhiN 88DetN 88CleA 90RocA 91WasA 92-99WasN 99-00BroN																				
11/18/63	Youngstown, Ohio	10/31/36	R	R	6'1	185	1317	4808	1382	661	233	69	42	686	397	215	103	.287	.391	.349

CATCHERS

Birth Date	Birth Place	Death Date	B	T	HGT	WGT	G	AB	H	R	2B	3B	HR	RBI	BB	SO	SB	BA	SA	OBP
McKeever, James "Jim" 84BosU																				
4/19/61	St. John, N.B., Can.	8/19/97	R	?	5'10	170	16	66	9	13	0	0	0	—	0	—	—	.136	.136	.136
McKenna, Edward J. "Ed" 74PhiNA 77StLN 84WasU																				
Unknown	St. Louis, Mo.	Unknown	?	?	?	?	33	122	23	19	1	0	0	0	4	1	0	.189	.197	.208
McKeough, David J. "Dave" 90RocA 91PhiA																				
12/1/63	Utica, N.Y.	7/11/01	?	?	5'7	158	77	272	63	42	6	1	0	23	37	6	14	.232	.261	.324
McManus, Francis E. "Frank" 99WasN																				
9/21/75	Lawrence, Mass.	9/1/23	?	R	5'7	150	7	21	8	3	1	0	0	2	2	—	3	.381	.429	.435
McVey, George W. "George" 85BroA																				
9/16/65	Port Jervis, N.Y.	5/3/96	R	R	6'1	185	6	21	3	2	0	0	0	1	2	—	—	.143	.143	.217
Meek, Frank J. "Dad" 89-90StLA																				
3/14/67	St. Louis, Mo.	12/22/22	?	?	6'	?	6	18	6	5	0	0	0	2	0	0	2	.333	.333	.333
Merritt, William Henry "Bill" 91ChiN 92LouN 93-94BosN 94PitN 94-95CinN 95-97PitN 99BosN																				
7/30/70	Lowell, Mass.	11/17/37	R	R	5'7	160	401	1414	384	182	40	12	8	196	110	71	21	.272	.334	.327
Messitt, Thomas John "Tom" 99LouN																				
7/27/74	Philadelphia, Pa.	9/22/34	?	?	5'9	177	3	11	1	0	0	0	0	0	0	—	0	.091	.091	.091
Meyers, Lewis Henry "Lew" "Crazy Horse" 84CinU																				
12/9/59	Cincinnati, Ohio	11/30/20	R	R	5'11	165	2	3	0	1	0	0	0	—	1	—	—	.000	.000	.250
Miller, George C. "George" 77CinN 84CinA																				
2/19/53	Newport, Ky.	7/24/29	R	R	5'5	160	17	57	11	10	2	1	0	6	6	2	—	.193	.263	.281
Miller, George Frederick "Doggie" "Foghorn" "Calliope" 84-86PitA 87-93PitN 94-95StLN 96LouN																				
8/15/64	Brooklyn, N.Y.	4/6/09	R	R	5'6	145	1318	5171	1381	839	192	57	33	567	467	129	260	.267	.345	.333
Miller, Thomas P. "Tom" "Reddy" 74AthNA 75StLNA																				
?/~/50	Philadelphia, Pa.	5/29/76	?	?	?	?	59	230	43	19	2	0	0	17	1	8	2	.187	.196	.190
Milligan, John "Jack" "Jocko" 84-87PhiA 88-89StLA 90PhiP 91PhiA 92WasN 93BaIN 93NYN																				
8/8/61	Philadelphia, Pa.	8/29/23	R	R	6'	192	772	2964	848	440	189	50	49	497	210	134	41	.286	.433	.341
Mills, Charles F. "Charlie" 71-72MutNA																				
7/~/44	Brooklyn, N. Y.	4/9/74	?	?	6'	165	38	177	40	33	4	3	0	24	1	0	2	.226	.282	.230
Moolic, George Henry "Prunes" 86ChiN																				
3/12/65	Lawrence, Mass.	2/19/15	R	R	5'7	145	16	56	8	9	3	0	0	2	2	17	0	.143	.196	.172
Moore, Jeremiah S. "Jerrie" 84AltU 84CleN 85DetN																				
Unknown	Detroit, Mich.	9/26/90	L	?	5'11	170	35	133	35	13	4	1	1	10	1	8	—	.263	.331	.269
Moran, William L. "Bill" 92StLN 95ChiN																				
10/10/69	Joliet, Ill.	4/18/16	?	?	5'10½	175	39	136	20	10	3	1	1	14	5	14	2	.147	.206	.183
Mullen, John "John" 76PhiN																				
Unknown	Philadelphia, Pa.	Unknown	L	L	?	?	1	3	0	0	0	0	0	0	0	0	—	.000	.000	.000
Mundinger, George "George" 84IndA																				
11/20/54	New Orleans, La.	10/12/10	R	R	6'2	200	3	8	2	1	0	0	0	3	0	—	—	.250	.250	.250
Munroe, Frank W. "Frank" 84IndA																				
Unknown	Unknown	Unknown	?	?	?	?	2	8	0	1	0	0	0	—	0	—	—	.000	.000	.000

CATCHERS

Birth Date	Birth Place	Death Date	B	T	HGT	WGT	G	AB	H	R	2B	3B	HR	RBI	BB	SO	SB	BA	SA	OBP
Munyan, John Baird "Jack" "John" 87CleA 90ColA 90-91StLA																				
11/14/60	Chester, Pa.	2/18/45	R	?	?	?	174	583	147	112	20	11	4	67	76	<u>39</u>	28	.252	.345	.350
Murphy, ? 84BosU																				
Unknown	Unknown	Unknown	?	?	?	?	1	3	0	0	0	0	0	—	1	—	—	.000	.000	.250
Murphy, Cornelius David "Connie" "Stone Face" 93-94CinN																				
11/1/70	Northfield, Mass.	12/14/45	L	R	5'8	155	7	21	3	3	1	0	0	2	2	3	0	.143	.190	.217
Murphy, Daniel Joseph "Danny" "Handsome Dan" 92NYN																				
9/10/64	Brooklyn, N.Y.	12/14/15	?	?	?	156	8	26	3	2	0	0	0	0	5	4	0	.115	.115	.258
Murphy, Frank J. "Tony" 84NYA																				
?/?/59	New York, N.Y.	12/15/15	?	?	5'6	145	1	3	1	1	0	0	0	—	0	—	—	.333	.333	.333
Murphy, Morgan Edward "Morg" "Morgan" 90BosP 91BosA 92-95Cin 96-97StLN 98PitN 98PhiN 00PhiN																				
2/14/67	E. Providence, R.I.	10/3/38	R	R	5'8	160	559	1950	438	242	55	12	10	221	157	<u>239</u>	52	.225	.281	.287
Murphy, Patrick J. "Pat" 87-90NYN																				
1/2/57	Toronto, Can.	5/16/27	?	R	5'10	160	86	309	68	34	9	2	1	21	24	28	7	.220	.272	.278
Murray, Jeremiah J. "Miah" 84ProN 85LouA 88WasN 91WasA																				
1/1/65	Boston, Mass.	1/11/22	R	R	5'11½	170	34	120	17	6	1	0	0	7	4	<u>16</u>	0	.142	.150	.176
Myers, George D. "George" 84-85BufN 86StLN 87-89IndN																				
11/13/60	Buffalo, N.Y.	12/14/26	R	R	5'8	170	424	1578	321	183	43	8	5	126	109	149	<u>72</u>	.203	.250	.260
Nagle, Thomas Edward "Tom" 90-91ChiN																				
10/30/65	Milwaukee, Wis.	3/9/46	R	R	5'10	150	46	169	42	24	5	1	1	12	8	27	4	.249	.308	.294
Nava, Vincent P. "Sandy" b. Vincent Irwin 82-84ProN 85-86BalA																				
4/12/50	San Francisco, Ca.	6/15/06	?	?	5'6	155	101	345	61	45	7	2	0	33	16	<u>65</u>	<u>1</u>	.177	.209	.213
Nichols, Arthur Francis "Art" b. Meikle 98-00ChiN																				
7/14/71	Manchester, N.H.	8/9/45	R	R	5'10	175	39	114	29	13	3	0	1	17	7	—	10	.254	.307	.325
O'Brien, John K. "Jack" "Philadelphia Jack" b. Byrne 82-86PhiA 87BroA 88BalA 90PhiA																				
6/12/60	Philadelphia, Pa.	11/20/10	R	R	5'10	184	555	2169	577	366	106	42	11	<u>308</u>	180	—	<u>76</u>	.266	.369	.331
O'Connor, John Joseph "Jack" "Peach Pie" 87-88CinA 89-91ColA 92-98CleN 99-00StL 00PitN																				
6/2/69	St. Louis, Mo.	11/14/37	R	R	5'10	170	1183	4489	1229	658	186	60	18	659	277	<u>152</u>	207	.274	.354	.320
O'Donnell, John "John" 84PhiU																				
Unknown	Littleton, Pa.	Unknown	?	?	?	?	1	4	1	0	0	0	0	—	0	—	—	.250	.250	.250
O'Hagen, Patrick Henry "Hal" 92WasN																				
4/30/69	Washington D.C.	1/14/13	?	?	6'	173	1	4	1	1	0	0	0	0	0	2	0	.250	.250	.250
Oldfield, David "Dave" 83BalA 85-86BroA 86WasN																				
12/18/64	Philadelphia, Pa.	8/28/39	B	L	5'7	175	46	155	31	11	4	0	0	<u>9</u>	10	<u>15</u>	<u>1</u>	.200	.226	.253
O'Meara, Thomas Edward "Tom" 95-96CleN																				
12/12/72	Chicago, Ill.	2/16/02	R	?	?	?	13	34	5	6	0	0	0	0	6	7	0	.147	.147	.275
O'Neill, John J. "John" 99NYN																				
Unknown	New York, N.Y.	Unknown	?	R	?	?	2	7	0	0	0	0	0	0	0	—	0	.000	.000	.000
O'Rourke, Thomas Joseph "Tom" 87-88BosN 90NYN 90SyrA																				
10/?/65	New York, N.Y.	7/19/29	?	R	5'9	158	85	312	58	32	11	0	0	26	21	<u>15</u>	8	.186	.221	.242

CATCHERS

Birth Date	Birth Place	Death Date	B	T	HGT	WGT	G	AB	H	R	2B	3B	HR	RBI	BB	SO	SB	BA	SA	OBP
Osterhout, Charles W. "Charlie" 79SyrN																				
6/?/56	Syracuse, N.Y.	5/21/33	?	R	?	?	2	8	0	0	0	0	0	0	0	0	—	.000	.000	.000
Otten, John G. "Joe" 95StLN																				
8/?/70	?, Holland	10/17/05	?	R	?	175	26	87	21	8	0	0	0	8	5	8	2	.241	.241	.283
Oxley, Henry Havelock "Harry" 84NYN 84NYA																				
1/4/58	Covehead, P.E.I., Can.	10/12/45	R	?	5'11	163	4	7	0	0	0	0	0	0	1	<u>2</u>	—	.000	.000	.125
Paulin, Arthur Wesley "Wes" 76PhiN																				
Unknown	Unknown	1/27/22	R	R	?	?	3	12	2	2	1	0	0	0	0	0	—	.167	.250	.167
*Peitz, Henry Clement "Heinie" 92-95StLN 96-00CinN																				
11/28/70	St. Louis, Mo.	10/23/43	R	R	5'11	165	721	2431	661	345	111	50	13	357	275	<u>76</u>	70	.272	.375	.350
Peoples, James Elsworth "Jimmy" 84-85CinA 85-88BroA 89Cola																				
10/8/63	Big Beaver, Mich.	8/29/20	R	R	5'8	200	344	1251	264	157	38	13	7	141	62	<u>8</u>	<u>55</u>	.211	.279	.252
*Pierson, David P. "Dave" 76CinN																				
8/20/55	Wilkes-Barre, Pa.	11/11/22	R	R	5'7	142	57	233	55	33	4	1	0	13	1	9	—	.236	.262	.239
Pitz, Herman "Herman" 90BroA 90SyrA																				
7/18/65	Brooklyn, N.Y.	9/3/24	?	?	5'6	140	90	284	47	43	0	0	0	9	58	—	39	.165	.165	.315
Potts, Vivian "Doc" 92WasN																				
1/?/69	Bristol, Pa.	8/17/34	?	?	?	?	1	4	1	0	0	0	0	0	0	1	0	.250	.250	.250
Powers, Michael Riley "Doc" 98-99LouN 99WasN																				
9/22/70	Pittsfield, Mass.	4/26/09	R	R	?	?	97	306	72	31	14	5	1	44	12	—	2	.235	.324	.266
Powers, Philip J. "Phil" "Grandma" 78ChiN 80BosN 81CleN 82-85CinA 85Bala																				
7/26/54	New York, N.Y.	12/22/14	R	R	5'7	166	155	573	103	56	12	6	0	42	19	<u>22</u>	—	.180	.222	.206
Quinlan, Francis Patrick "Frank" 91BosA																				
3/9/69	Marlborough, Mass.	5/4/04	?	?	5'8	180	2	5	0	0	0	0	0	0	0	2	0	.000	.000	.000
Quinn, Joseph C. "Jack" 81BosN 81WorN																				
Unknown	Boston, Mass.	3/?/93	?	?	?	?	3	11	0	1	0	0	0	1	1	2	—	.091	.091	.167
Quinn, Joseph C. "Joe" 71KekNA 77ChiN																				
8/?/49	Chicago, Ill.	1/2/09	?	?	5'8½	148	9	31	5	9	0	0	0	2	5	0	<u>3</u>	.161	.161	.278
Quinn, Paddy "Paddy" 75WesNA 75HarNA 75ChiNA 75AtINA																				
Unknown	Unknown	Unknown	?	?	?	?	35	125	32	18	1	0	0	7	1	6	1	.256	.264	.261
Quinn, Thomas Oscar "Tom" 86PitA 89Bala 90PitP																				
4/25/64	Annapolis, Md.	7/24/32	R	R	5'8	180	113	412	78	42	6	4	2	30	36	<u>30</u>	8	.189	.238	.261
Quinton, Marshall J. "Marshall" 84VirA 85PhiA																				
??/52	Philadelphia, Pa.	Unknown	?	?	5'11	190	33	123	28	18	6	0	0	4	1	—	—	.228	.276	.246
Reilley, Charles Augustine "Charlie" 79TroN 80CinBN 81DetN 81WorN 82ProN 84BosU																				
Unknown	Providence, R.I.	11/4/04	R	R	5'10	165	119	439	92	36	8	1	0	<u>34</u>	3	<u>38</u>	—	.210	.232	.215
Reipschlager, Charles W. "Charlie" 83-86NYA 87CleA																				
2/?/54	Unknown	3/16/10	R	R	5'6½	160	296	1109	246	99	40	14	0	<u>63</u>	34	—	<u>9</u>	.222	.283	.248
Reynolds, Charles Lawrence "Charlie" "Professor" 89KCA 89BroA																				
5/1/65	Williamsburg, Ind.	7/3/44	R	R	5'9	175	13	46	10	6	1	1	0	4	1	7	1	.217	.283	.234

CATCHERS

Birth Date	Birth Place	Death Date	B	T	HGT	WGT	G	AB	H	R	2B	3B	HR	RBI	BB	SO	SB	BA	SA	OBP
Riddle, John H. "Jack" 89WasN 90PhiA																				
2/?/64	?, Pennsylvania	5/5/31	R	R	?	?	38	122	15	10	3	1	0	5	19	<u>8</u>	4	.123	.164	.246
Ringo, Frank C. "Frank" 83-84PhiN 84PhiA 85DetN 85-86PitA 86KCN																				
10/12/60	Parkville, Mo.	4/12/89	R	?	5'11	175	139	506	97	49	24	3	0	<u>32</u>	15	<u>70</u>	<u>0</u>	.192	.251	.215
Ritter, Floyd Alexander "Floyd" 90ToLA																				
6/1/70	Dorset, Ohio	2/7/43	R	R	5'8	155	1	3	0	0	0	0	0	0	0	—	0	.000	.000	.000
Ritterson, Edward West "Whitey" 76PhiN																				
4/26/55	Philadelphia, Pa.	7/28/17	R	R	5'8	?	16	52	13	8	3	0	0	4	0	2	—	.250	.308	.250
*Roach, Michael Stephen "Mike" 99WasN																				
12/23/69	Driftwood, Pa.	11/12/16	?	?	5'7	145	24	78	17	7	1	0	0	7	3	—	3	.218	.231	.265
Robinson, Charles Henry "Charlie" 84IndA 85BroA																				
7/27/56	Westerly, R.I.	5/18/13	L	R	?	?	31	120	29	16	4	1	0	<u>4</u>	6	—	—	.242	.292	.276
Robinson, Wilbert "Wilbert" 86-90PhiA 90-91BalA 92-99BalN 00StLN																				
6/29/63	Bolton, Mass.	8/8/34	R	R	5'8½	215	1212	4501	1218	567	174	41	17	639	264	<u>178</u>	176	.271	.341	.314
Rogers, Emmett "Emmett" 90ToLA																				
10/11/70	Hot Springs, Ark.	10/24/41	B	?	5'10	165	35	110	19	18	3	3	0	7	14	—	2	.173	.255	.266
Rollinson, William Henry "William" b. Winslow 84WasU																				
6/10/56	Fairfield, Me.	9/28/38	?	?	?	?	1	3	0	0	0	0	0	—	0	—	—	.000	.000	.000
Rowen, W. Edward "Ed" 82BosN 83-84PhiA																				
10/22/57	Bridgeport, Conn.	2/22/92	?	?	5'6	195	136	538	130	68	18	5	1	65	31	<u>18</u>	—	.242	.299	.284
Roxburgh, James A. "Jim" 84BalA 87PhiA																				
1/17/58	San Francisco, Ca.	2/21/34	R	R	5'10	170	4	12	3	1	0	0	0	<u>0</u>	1	—	—	.250	.250	.308
Ryan, John Bernard "Jack" 89-91LouA 94-96BosN 98BroN 99BalN																				
11/12/68	Haverhill, Mass.	8/21/52	R	R	5'10½	165	388	1396	315	177	54	19	3	144	64	<u>80</u>	23	.226	.298	.262
Sage, Harry "Harry" "Doc" 90ToLA																				
3/1/64	Rock Island, Ill.	5/27/47	R	R	5'10	185	81	275	41	40	8	4	2	25	29	—	10	.149	.229	.235
Schellhase, Albert Herman "Al" "Schelley" 90BosN 91LouA																				
9/13/64	Evansville, Ind.	1/3/19	R	R	5'8	148	15	45	6	4	0	0	0	2	2	12	3	.133	.133	.170
Schrecongost, Ossee Freeman "Ossee" "Shrieking Ghost" (aka Schreck) 97LouN 98CleN 99StL 99Cle 99StLN																				
4/11/75	New Bethlehem, Pa.	7/19/14	R	R	5'10	180	126	465	135	62	22	8	2	57	14	21	15	.290	.385	.325
Schriver, William Frederick "Pop" 86BroA 88-90PhiN 91-94ChiN 95NYN 97CinN 98-00PitN																				
7/11/65	Brooklyn, N.Y.	12/27/32	R	R	5'9½	172	750	2567	676	351	110	37	15	354	215	<u>118</u>	44	.263	.353	.329
Schulze, John H. "John" 91StLA																				
4/?/66	St. Louis, Mo.	5/19/41	L	R	5'11	184	1	2	0	0	0	0	0	0	0	0	0	.000	.000	.000
Schwartz, William August "Pop" "Bill" "Scooper Bill" 83CoLA 84CinU																				
4/3/64	Jamestown, Ky.	12/22/40	R	R	6'1	195	31	110	26	14	4	0	1	—	3	—	—	.236	.300	.257
Sellman, Charles Francis "Frank" (aka Williams) 71KekNA 72OlyNA 73MarNA 74BalNA 75WasNA																				
??/52	Baltimore, Md.	5/6/07	?	?	?	?	37	167	43	27	8	2	1	16	4	3	3	.259	.347	.275
Siffel, Frank "Frank" 84-85PhiA																				
??/60	?. Germany	10/26/09	?	?	?	?	10	27	3	4	1	0	0	3	0	—	—	.148	.185	.179

CATCHERS

Birth Date	Birth Place	Death Date	B	T	HGT	WGT	G	AB	H	R	2B	3B	HR	RBI	BB	SO	SB	BA	SA	OBP
Sixsmith, Edward "Ed" 84PhiN																				
2/26/63	Philadelphia, Pa.	12/12/26	R	R	?	?	1	2	0	0	0	0	0	0	0	0	—	.000	.000	.000
Smith, Alexander Benjamin "Aleck" "Broadway Aleck" 97-99BroN 99BalN 00BroN																				
?/?/71	New York, N.Y.	7/9/19	?	R	?	?	183	642	186	86	25	11	1	96	14	—	28	.290	.368	.311
Smith, Frank L. "Frank" 84PitA																				
11/24/57	Fonthill, Ont, Canada	10/11/28	R	?	5'10	175	10	36	9	3	0	1	0	—	0	—	—	.250	.306	.250
Snow, Charles M. 74AtlNA																				
8/3/49	Lowell, Mass	8/27/29	?	?	?	?	1	1	1	0	0	0	0	0	0	0	0	1.000	1.000	1.000
Snyder, Charles N. "Pop" 73WasNA 74BalNA 75PhiNA 76-77LouN 78-79BosN 81BosN 82-86CinA 87-88CleA 89CleN 90CleP 91WasA																				
10/6/54	Washington D.C.	10/29/24	R	R	5'11½	184	930	3643	855	433	124	41	9	384	83	<u>128</u>	<u>33</u>	.235	.298	.254
Snyder, Frank C. "Cooney" 98LouA																				
?/?/72	Toronto, Canada	3/9/17	?	?	6'3	180	17	61	10	4	0	0	0	6	3	—	0	.164	.164	.215
Sommers, Joseph Andrews "Andy" "Pete" 87NYA 88BosN 89ChiN 89IndN 90NYN 90CleN																				
10/26/66	Cleveland, Ohio	7/22/08	R	R	5'11½	181	98	339	67	35	13	4	3	36	16	<u>43</u>	8	.198	.296	.242
Stallings, George Tweedy "George" 90BroN 97-98PhiN																				
11/17/67	Augusta, Ga.	5/13/29	R	R	6'1	187	7	20	2	3	1	0	0	0	1	<u>3</u>	0	.100	.150	.182
Stanton, Thomas Patrick "Tom" 00StLN																				
10/25/74	St. Louis, Mo.	1/17/57	B	R	5'10	175	1	0	0	0	0	0	0	0	0	0	0	—	—	—
Steelman, Morris James "Farmer" 99LouN																				
6/29/75	Millville, N.J.	9/16/44	?	R	?	?	5	16	1	2	0	1	0	2	2	—	0	.063	.188	.167
Straub, Joseph "Joe" 80TroN 82PhiA 83ColA																				
1/19/58	Milwaukee, Wis.	2/13/29	R	R	5'10	160	38	144	22	7	2	0	0	<u>4</u>	6	<u>3</u>	—	.153	.167	.187
Strick, Charles E. "Charlie" b. Streck (aka Strike) 82LouA																				
9/15/58	Erie, Pa.	11/18/33	?	?	?	?	32	110	18	17	6	1	0	—	9	—	—	.164	.236	.227
Strueve, Albert Frederick "Al" 84StLA																				
6/26/60	Cincinnati, Ohio	1/28/29	?	?	?	?	2	7	2	2	0	0	0	—	0	—	—	.286	.286	.286
Stynes, Cornelius William "Neil" 90CleP																				
12/10/68	Arlington, Mass.	3/26/44	R	R	6'	165	2	8	0	0	0	0	0	0	0	0	0	.000	.000	.000
Suck, Anthony "Tony" b. Charles Anthony Zuck 83BufN 84Chi-PitU 84BalU																				
6/11/58	Chicago, Ill.	Unknown	?	?	5'9	164	58	205	31	21	2	0	0	0	14	<u>4</u>	—	.151	.161	.205
Sugden, Joseph "Joe" 93-97PitN 98StLN 99CleN																				
7/31/70	Philadelphia, Pa.	6/28/59	B	R	5'10	180	445	1517	413	213	44	19	3	174	199	<u>34</u>	29	.272	.332	.329
Sullivan, Daniel C. "Dan" "Link" 82-85LouA 85StLA 86PitA																				
5/9/57	Providence, R.I.	10/26/93	?	R	5'11	198	194	788	183	86	24	10	0	33	29	—	0	.232	.288	.261
Sullivan, Thomas Jefferson "Sleeper" "Iron Hands" 81BufN 82-83StLA 84StLU																				
?/?/59	?, Ireland	10/13/09	R	R	?	175	96	345	64	39	7	4	0	<u>15</u>	4	<u>21</u>	—	.186	.229	.195
#Sullivan, William Joseph Sr. "Billy" 99-00BosN																				
2/1/75	Oakland, Wis.	1/28/65	R	R	5'9	155	94	312	85	46	8	0	10	53	10	—	6	.272	.394	.304
Summers, William "Kid" 93StLN																				
?/?/68	Toronto, Ont. Can.	10/16/95	R	R	5'10	169	2	1	0	1	0	0	0	0	0	0	0	.000	.000	.000

CATCHERS

Birth Date	Birth Place	Death Date	B	T	HGT	WGT	G	AB	H	R	2B	3B	HR	RBI	BB	SO	SB	BA	SA	OBP
Sutcliffe, Elmer Ellsworth "Sy" 84-85ChiN 85StLN 88DetN 89CleN 90CleP 91WasA 92BalN																				
4/15/62	Wheaton, Ill.	2/13/93	L	L	6'2	170	344	1322	381	177	43	24	6	174	92	87	41	.288	.371	.336
Sweeney, John J. "Rooney" 83BalA 84BalU 85StLN																				
11/1/58	New York, N.Y.	Unknown	?	?	5'8	155	76	298	64	51	12	3	0	0	19	4	0	.215	.275	.262
Swett, William E. "Pop" 90BosP																				
4/16/70	San Francisco, Ca.	11/22/34	?	?	6'	175	37	94	18	16	4	3	1	12	16	26	4	.191	.330	.321
Tate, Edward Christopher "Eddie" "Pop" "Dimples" 85-88BosN 89-90BalA																				
12/22/60	Richmond, Va.	6/25/32	R	L	5'10	178	227	822	179	101	22	9	2	71	41	73	17	.218	.274	.269
Terrell, John Thomas "Tom" 86LouA																				
6/19/67	Louisville, Ky.	7/9/93	?	?	?	?	1	4	1	0	0	0	0	0	0	—	0	.250	.250	.250
Thompson, Andrew M. "Andrew" "A.M." 75WasNA																				
?/?/45	?, Illinois	Unknown	?	?	?	?	11	41	4	3	0	1	0	3	0	1	0	.098	.146	.098
Townsend, George Hodson "George" "Sleepy" 87-88PhiA 90-91BalA																				
6/4/67	Hartsdale, N.Y.	3/15/30	R	R	5'7½	180	152	541	101	60	18	5	0	53	31	21	16	.187	.238	.239
*Traffley, William Franklin "Bill" 78ChiN 83CinA 84-86BalA																				
12/21/59	Staten Island, N.Y.	6/23/08	R	R	5'7	170	179	663	116	85	13	12	1	36	34	1	8	.175	.235	.220
Tray, James "Ed" "Jim" b. Trahey 84IndA																				
2/14/60	Jackson, Mich.	7/28/05	?	?	5'11	180	6	21	6	2	0	0	0	—	2	—	—	.286	.286	.348
Trost, Michael J. "Mike" 90StLA 95LouN																				
?/?/66	Philadelphia, Pa.	3/24/01	?	R	6'½	180	20	63	14	11	2	0	1	8	6	1	5	.222	.302	.300
Trott, Samuel W. "Sam" 80BosN 81-83DetN 84-85BalA 87-88BalA																				
3/?/59	Washington D.C.	6/5/25	L	L	5'9	190	360	1354	338	166	73	22	3	123	54	44	9	.250	.343	.280
Twineham, Arthur S. "Art" "Old Hoss" 93-94StLN																				
11/26/66	Galesburg, Ill.	Unknown	L	L	6'1½	190	52	175	55	30	6	1	1	27	10	13	2	.314	.377	.375
Vadeboncouer, Onesime Eugene "Gene" 84PhiN																				
7/5/58	Louiseville, Que, Can.	Unknown	R	R	5'6	150	4	14	3	1	0	0	0	3	1	2	—	.214	.214	.267
Valentine, Robert "Bob" 76NYN																				
Unknown	Unknown	Unknown	?	?	?	?	1	3	0	0	0	0	0	0	0	0	—	.000	.000	.000
Vaughn, Harry Francis "Farmer" 86CinA 88-89LouA 90NYP 91CinA 91MilA 92-99CinN																				
3/1/64	Ruraldale, Ohio	2/21/14	R	R	6'3	177	915	3454	946	474	147	53	21	525	151	128	92	.274	.365	.307
Walker, Moses Fleetwood "Moses" "Fleet" 84TolA																				
10/7/56	Mt. Pleasant, Ohio	5/11/24	R	R	?	159	42	152	40	23	2	3	0	—	8	—	—	.263	.316	.325
Walker, Walter S. "Walt" 84DetN																				
3/12/60	Berlin, Mich.	2/28/22	?	R	5'10½	162	1	4	1	1	0	0	0	0	0	0	—	.250	.250	.250
Ward, James H.H. "Jim" 76PhiN																				
3/2/55	Boston, Mass.	6/4/86	?	?	?	?	1	4	2	1	0	0	0	1	0	1	—	.500	.500	.500
Warner, John Joseph "John" "Jack" 95BosN 95-96LouN 96-00NYN																				
8/15/72	New York, N.Y.	12/21/43	B	R	5'11	165	445	1577	412	183	38	12	3	193	121	33	61	.261	.306	.322
Weber, Henry J. "Harry" 84IndU																				
3/?/62	?, New York	12/22/26	?	?	?	?	3	8	0	0	0	0	0	—	0	—	—	.000	.000	.000

CATCHERS

Birth Date	Birth Place	Death Date	B	T	HGT	WGT	G	AB	H	R	2B	3B	HR	RBI	BB	SO	SB	BA	SA	OBP
Weckbecker, Peter "Pete" 89IndN 90LouA																				
8/30/64	Butler, Pa.	5/16/35	?	?	5'7	150	33	102	24	17	1	0	0	13	8	0	7	.235	.245	.297
Welch, James T. "Tub" 90ToIA 95LouN																				
7/3/66	St. Louis, Mo.	Unknown	?	R	5'11	230	82	261	68	33	7	2	2	22	21	7	9	.261	.326	.330
Wells, Jacob "Jake" 88DetN 90StLA																				
8.9/63	Memphis, Tenn.	3/16/27	R	R	5'11	167	46	162	34	22	4	0	0	14	10	5	1	.210	.235	.277
Whiting, Edward C. "Ed" 82BalA 83-84LouA 86WasN																				
6/?/56	Westchester, Pa.	Unknown	L	R	?	188	180	726	185	94	37	12	2	18	26	12	0	.255	.347	.282
Wilson, Henry C. "Henry" 98BalN																				
4/8/77	Baltimore, Md.	Unknown	?	?	?	?	1	2	0	0	0	0	0	0	1	—	0	.000	.000	.333
Wilson, Parke Asel "Parke" 93-99NYN																				
10/26/67	Keithsburg, Ill.	12/20/34	R	R	5'11	166	370	1280	339	194	37	15	3	173	107	45	56	.265	.324	.326
Wilson, William G. "Bill" "Dirty Bill" 90PitN 97-98LouN																				
11/28/67	Hannibal, Mo.	5/9/24	?	R	?	180	219	795	165	79	24	9	2	75	45	50	17	.208	.268	.257
Wise, Nicholas Joseph "Nick" 88BosN																				
6/15/66	Boston, Mass.	1/15/23	R	R	5'11	194	1	3	0	0	0	0	0	0	0	0	0	.000	.000	.000
Wolstenholme, Abraham William "Abe" 83PhiN																				
3/4/61	Philadelphia, Pa.	3/4/16	?	?	?	?	3	11	1	0	1	0	0	0	0	0	—	.091	.182	.091
*Wood, Frederick Llewellyn "Fred" 84DetN 85BufN																				
7/21/63	Hamilton, Ont. Can.	Unknown	R	?	5'5	150	13	46	3	4	0	0	0	1	3	18	—	.065	.065	.122
Wood, Robert Lynn "Bob" "Major" 98-00CinN																				
7/28/65	Thorn Hill, Ohio	5/22/43	R	R	5'8½	153	383	443	128	65	19	8	0	62	44	—	7	.289	.381	.361
Wright, William Hiram "Bill" 87WasN																				
??/64	Washington, D.C.	Unknown	?	?	?	?	1	3	2	0	0	0	0	0	0	0	0	.667	.667	.667
Yaik, Henry "Henry" 88PitN																				
3/1/64	Detroit, Mich	9/21/35	?	L	5'11	185	2	6	2	0	0	0	0	1	1	0	0	.333	.333	.429
Yeager, George J. "George" "Home Run" "Doc" 96-99BosN																				
6/5/74	Cincinnati, Ohio	7/5/40	R	R	5'10	190	103	329	84	59	15	4	5	73	24	1	7	.255	.371	.314
Zahner, Frederick Joseph "Fred" 94-95LouN																				
6/5/70	Louisville, Ky.	7/24/00	?	?	?	?	34	94	20	14	1	2	0	9	9	9	2	.213	.266	.288
Zearfoss, David William Tilden "Dave" 96-98NYN																				
1/1/68	Schenectady, N.Y.	9/12/45	?	R	5'9	174	25	71	17	6	1	2	0	6	5	5	2	.239	.310	.299
Zies, William "Bill" 91StLA																				
6/16/67	Rockford, Ill.	4/16/07	L	?	?	?	2	3	1	0	0	0	0	0	0	0	0	.333	.333	.333
Zimmer, Charles Louis "Chief" 84DetN 86NYA 87-88CleA 89-99CleN 99LouN 00PitN																				
11/23/60	Marietta, Ohio	8/22/49	R	R	6'	190	1132	4050	1109	578	208	70	25	578	350	323	138	.274	.378	.343
Zinn, Frank "Frank" 88PhiA																				
12/21/65	Phoenixville, Pa.	5/12/36	?	?	5'8	150	2	7	0	0	0	0	0	0	1	—	0	.000	.000	.125

PITCHERS AS HITTERS

Birth Date	Birth Place	Death Date	B	T	HGT	WGT	G	AB	H	R	2B	3B	HR	RBI	BB	SO	SB	BA	SA	OBP
Baldwin, Charles Busted "Lady" 84MilU 85-88DetN 90BroN 90BufP																				
4/8/59	Oramel, N.Y.	3/7/37	R	L	5.11	160	134	494	114	68	16	7	0	<u>55</u>	40	<u>77</u>	<u>7</u>	.231	.291	.290
Bond, Thomas Henry "Tommy" 74AtlNA 75HarNA 76HarN 77-81BosN 82WorN 84BosU 84IndA																				
4/2/56	Granard, Ireland	1/24/41	R	R	5'7½	160	488	1975	471	213	53	11	0	<u>174</u>	22	<u>63</u>	<u>5</u>	.238	.277	.247
Boyd, Jacob Henry "Jake" 94-96WasN																				
1/19/74	Martinsburg, W. Va.	8/12/32	?	L	?	160	62	193	47	31	5	1	1	18	22	33	4	.244	.295	.324
Bradley, George Washington "George" "Grin" 75StlNA 76StLN 77ChiN 79TroN 80ProN 81DetN 81-83CleN 83PhiA 84CinU 86PhiA 88BaLA																				
7/13/52	Reading, Pa.	10/2/31	R	R	5'10½	175	567	2258	518	272	64	38	3	<u>172</u>	40	<u>150</u>	<u>5</u>	.229	.296	.243
Brainard, Asa "Asa" "Count" 71-72OlyNA 72ManNA 73-74BaINA																				
?/?/41	Albany, N.Y.	12/29/88	?	R	5'8½	150	108	467	116	71	11	0	0	43	10	7	4	.248	.272	.264
Breitenstein, Theodore P. "Ted" "Theo" 91StLA 92-96StLN 97-00CinN																				
6/1/69	St. Louis, Mo.	5/3/35	L	L	5'9	167	445	1344	289	173	27	15	4	126	150	<u>102</u>	30	.215	.266	.296
Buffinton, Charles G. "Charlie" 82-86BosN 87-89PhiN 90PhiP 91BosA 92BaLN																				
6/14/61	Fall River, Mass.	9/23/07	R	R	6'1	180	586	2214	543	245	67	16	7	255	91	114	<u>14</u>	.245	.299	.276
Callahan, James Joseph "Jimmy" 94PhiN 97-00ChiN																				
3/18/74	Fitchburg, Mass.	10/4/34	R	R	5'10½	170	225	810	219	128	32	16	3	96	28	<u>7</u>	29	.270	.365	.301
Clarkson, John Gibson "John" 82WorN 84-87ChiN 88-92BosN 92-94CleN																				
7/1/61	Cambridge, Mass.	2/4/09	R	R	5'10	155	546	1974	432	254	73	26	24	232	81	383	<u>29</u>	.219	.319	.250
Dunn, John Joseph "Jack" 97-00BroN 00PhiN																				
10/6/72	Meadsville, Pa.	10/22/28	R	R	5'9	?	150	479	116	66	7	2	0	58	15	—	9	.242	.265	.268
Dwyer, John Francis "Frank" 88-89ChiN 90ChiP 91CinA 91MilA 92StLN 92-99CinN																				
3/25/68	Lee, Mass.	2/4/43	R	R	5'8	145	394	1252	287	178	28	21	5	136	70	<u>80</u>	16	.229	.297	.273
Ferguson, Charles J. "Charlie" 84-87PhiN																				
4/17/63	Charlottesville, Va.	4/29/88	B	R	6'	165	257	963	277	191	37	13	6	157	113	119	<u>22</u>	.288	.372	.364
Fisher, William Charles "Cherokee" 71RokNA 72BaINA 73AthNA 74HarNA 75PhiNA 76CinN 77ChiN 78ProN																				
12/?/45	Philadelphia, Pa.	9/26/12	R	R	5'9	164	252	1155	273	179	28	10	3	139	12	34	<u>8</u>	.236	.285	.244
Foreman, Francis Isiah "Frank" "Monkey" 84Chi-PitU 84KCU 85BaLA 89BaLA 91CinN 91WasA 92WasN 92BaLN 93NYN 95-96CinN																				
5/1/63	Baltimore, Md.	11/19/57	L	L	6'	160	216	645	140	91	20	13	5	<u>62</u>	59	<u>109</u>	<u>17</u>	.217	.330	.292
Friend, Daniel Sebastian "Danny" 95-98ChiN																				
4/18/73	Cincinnati, Ohio	6/1/42	L	L	5'9	175	69	238	61	28	9	3	1	20	9	<u>6</u>	3	.256	.332	.283
Griffith, Clark Calvin "Clark" 91StLA 91BosA 93-00ChiN																				
11/20/69	Clear Creek, Mo.	10/27/55	R	R	5'6½	156	321	1031	246	160	34	15	5	126	115	<u>46</u>	21	.239	.313	.319
*Gumbert, Addison Courtney "Ad" 88-89ChiN 90BosP 91-92ChiN 93-94PitN 95-96BroN 96PhiN																				
10/10/68	Pittsburgh, Pa.	4/23/25	R	R	5'10	200	296	956	261	156	33	19	15	124	80	153	18	.273	.395	.337
Hawley, Emerson P. "Pink" 92-94StLN 95-97PitN 98-99CinN 00NYN																				
12/5/72	Beaver Dam, Wis.	9/19/38	L	R	5'10	185	369	1157	278	128	47	20	11	152	35	<u>82</u>	7	.240	.344	.268
Hudson, Nathaniel P. "Nat" 86-89StLA																				
1/12/59	Chicago, Ill.	3/14/28	R	R	?	?	125	446	110	56	14	3	3	58	35	<u>11</u>	12	.247	.312	.304
*Hughes, James Jay "Jim" "Jay" 98BaLN 99BroN																				
1/22/74	Sacramento, Ca.	6/2/24	R	R	?	?	87	271	64	40	11	6	2	34	24	—	1	.236	.343	.301

PITCHERS AS HITTERS

Birth Date	Birth Place	Death Date	B	T	HGT	WGT	G	AB	H	R	2B	3B	HR	RBI	BB	SO	SB	BA	SA	OBP
Inks, Albert John "Bert" 91-92Bro 92WasN 94BalN 94-95LouN 96CinN PhiN																				
1/27/71	Ligonier, Ind.	10/3/41	L	L	6'3	175	90	250	75	36	10	0	0	18	17	22	2	.300	.340	.349
Keefe, Timothy John "Tim" "Sir Timothy" 80-82TroN 83-84NYA 85-89NYN 90NYP 91NYN 91-93PhiN																				
1/1/57	Cambridge, Mass.	4/23/33	R	R	5'10½	185	619	2086	390	248	60	38	12	134	175	411	<u>13</u>	.187	.270	.252
Kennedy, William P. "Bill" "Roaring Bill" "Brickyard" 92-00BroN																				
10/7/67	Bellaire, Ohio	9/23/15	R	R	5'11	160	361	1170	303	140	46	18	1	135	39	<u>38</u>	13	.259	.331	.284
Kissinger, William Francis "Bill" "Shang" 95BalN 95-97StLN																				
8/15/71	Dayton, Ky.	4/20/29	R	R	?	185	72	214	60	24	13	3	0	26	3	<u>16</u>	1	.280	.369	.290
Kitson, Frank L. "Frank" "Kitty" 98-99BalN 00BroN																				
4/11/72	Hopkins, Mich.	4/14/30	L	R	5'11	165	119	329	86	46	8	4	0	24	10	—	9	.261	.331	.287
Klobedanz, Frederick Augustus "Fred" 96-99BosN																				
6/13/71	Waterbury, Conn.	4/12/40	L	L	5'11	190	107	327	90	48	11	6	7	46	9	<u>11</u>	1	.275	.413	.318
Luby, John Perkins "Jack" 90-92ChiN 95LouN																				
6/?/69	Charleston, S.C.	4/24/99	?	R	6'	185	132	430	101	66	12	11	7	70	37	52	11	.235	.363	.310
Madden, Michael Joseph "Kid" 87-89BosN 90BosP 91BosA 91BalA																				
10/22/66	Portland, Me.	3/16/96	L	L	5'7½	130	133	433	106	60	7	5	2	49	18	43	16	.243	.298	.301
Mathews, Robert T. "Bobby" 71KekNA 72BalNA 73-75MutNA 76NYN 77CinN 79ProN 81ProN 81-82BosN 83-87PhiA																				
11/21/51	Baltimore, Md.	4/17/98	R	R	5'5½	140	623	2486	504	318	50	9	1	<u>164</u>	73	<u>59</u>	<u>10</u>	.203	.231	.225
Maul, Albert Joseph "Al" "Smiling Al" "Berry" 84PhiU 87PhiN 88-89PitN 90PitP 91PitN 93-97WasN 97-98BalN 99BroN 00PhiN																				
10/9/65	Philadelphia, Pa.	5/3/58	R	R	6'	175	408	1369	328	192	45	30	7	<u>178</u>	182	<u>170</u>	<u>44</u>	.240	.332	.336
McGill, William Vaness "Willie" "Kid" "The Boy Boozer" 90CleP 91CinA 91StLA 92CinN 93-94ChiN 95-96PhiN																				
11/10/73	Atlanta, Ga.	8/29/44	?	L	5'6½	170	167	476	96	66	19	2	0	40	101	79	9	.202	.250	.345
Meekin, Jouett "Jouett" "Jo" 91LouA 92LouN 92-93WasN 94-98NYN 99BosN 99NYN 00PitN																				
2/21/67	New Albany, Ind.	12/14/44	R	R	6'1	180	338	1098	267	163	30	24	15	131	69	<u>87</u>	16	.243	.355	.289
Mercer, George Barclay "Win" 94-99WasN 00NYN																				
6/20/74	Chester, W. Va.	1/12/03	R	R	5'7'	140	480	1533	446	244	30	21	7	175	112	<u>71</u>	77	.291	.352	.342
Mountain, Frank Henry "Frank" 80TroN 81DetN 82WorN 82PhiA 82WorN 83-84Cola 85-86PitA																				
5/17/60	Ft. Edwards, N.Y.	11/19/39	R	R	5'11	185	194	717	158	84	28	13	9	<u>13</u>	39	<u>35</u>	<u>3</u>	.220	.333	.265
Mullane, Anthony John "Tony" "Count" "The Apollo Of The Box" 81DetN 82LouA 83StLA 84ToLA 86-89CinA 90-93CinN 93-94BalN 94CleN																				
1/20/59	Cork, Ireland	4/25/44	B	B	5'10½	165	784	2720	661	407	99	38	8	<u>223</u>	221	<u>114</u>	<u>112</u>	.243	.316	.307
Orth, Albert Lewis "Al" "The Curveless Wonder" 95-00PhiN																				
9/5/72	Tipton, Ind.	10/8/48	L	R	6'	200	199	583	176	74	27	13	6	83	13	<u>17</u>	12	.297	.417	.313
Richmond, J. Lee "Lee" 79BosN 80-82WorN 83ProN 86CinA																				
5/5/57	Sheffield, Ohio	10/1/29	?	L	5'10	155	251	1018	262	169	29	20	3	113	46	<u>73</u>	<u>0</u>	.257	.334	.289
Rusie, Amos Wilson "Amos" "The Hoosier Thunderbolt" 89IndN 90-95NYN 97-98NYN																				
5/30/71	Mooreville, Ind.	12/6/42	R	R	6'1	200	482	1718	426	208	42	29	8	175	27	<u>170</u>	25	.248	.318	.261
Sanders, Alexander Bennett "Ben" 88-89PhiN 90PhiP 91PhiA 92LouN																				
2/26/65	Catharpin, Va.	8/29/30	R	R	6'	210	247	948	257	132	43	16	5	113	47	62	27	.271	.366	.310

PITCHERS AS HITTERS

Birth Date	Birth Place	Death Date	B	T	HGT	WGT	G	AB	H	R	2B	3B	HR	RBI	BB	SO	SB	BA	SA	OBP
Seymour, James Bentley "Cy" 96-00NYN																				
12/9/72	Albany, N.Y.	9/20/	19	L	L	6'	200	248	669	187	95	13	5	8	66	<u>20</u>	7	.280	.350	.302
Sharrott, John Henry "Jack" 90-92NYN 93PhiN																				
8/13/69	Bangor, Me.	12/31/27	R	R	5'9	165	96	299	71	47	9	5	2	43	9	31	15	.237	.321	.260
Spalding, Albert Goodwill "Al" 71-75BosNA 76-78ChiN																				
9/2/50	Byron, Ill.	9/9/15	R	R	6'1	170	411	1959	613	417	86	19	2	328	29	26	<u>18</u>	.313	.379	.323
Stivetts, John Elmer "Jack" "Happy Jack" 89-91StLA 92-98BosN 99CleN																				
3/31/68	Ashland, Pa.	4/18/30	R	R	6'2	185	601	1992	593	348	84	46	35	357	133	<u>136</u>	31	.298	.439	.344
Stocksdale, Otis Hinkley "Otis" "Old Gray Fox" 93-95WasN 95BosN 96BalN																				
8/7/71	Arcadia, Md.	3/15/33	L	R	5'10½	180	68	203	63	33	5	5	0	28	8	18	4	.310	.384	.340
Stratton, C. Scott "Scott" 88-90LouA 91PitN 91LouA 92-94LouN 94ChiN 95ChiN																				
10/2/69	Campbellsburg, Ky.	3/8/39	L	R	6'	180	391	1390	381	202	37	32	8	163	109	<u>93</u>	56	.274	.364	.335
Sweeney, Charles J. "Charlie" 82-84ProN 84StLU 85-86StLN 87CleA																				
4/13/63	San Francisco, Ca.	4/4/02	R	R	5'10½	181	233	894	224	117	39	7	2	<u>84</u>	59	<u>71</u>	<u>11</u>	.251	.317	.297
*Tannehill, Jesse Niles "Jesse" "Powder" 94CinN 97-00PitN																				
7/14/74	Dayton, Ky.	9/22/56	B	L	5'8	150	203	593	164	84	29	8	1	68	39	<u>2</u>	12	.277	.359	.327
Taylor, John Budd "Jack" "Brewery Jack" 91NYN 92-97PhiN 98StLN 99CinN																				
5/23/73	W. New Brighton, N.Y.	2/7/00	R	R	6'1	190	287	930	234	100	46	8	5	135	44	<u>58</u>	9	.252	.335	.289
Taylor, William Henry "Billy" "Bollicky Billy" "Jumbo" 81WorN 81DetN 81CleN 82-83PitA 84StLU 84-85PhiA 86BalA 87PhiA																				
?/?/55	Washington D.C.	5/14/00	R	R	5'11½	204	274	1164	323	148	62	24	8	<u>26</u>	26	<u>10</u>	<u>1</u>	.277	.393	.294
Terry, William H. "Bill" "Adonis" 84-89BroA 90-91BroN 92BalN 92-94PitN 94-97ChiN																				
8/7/64	Westfield, Mass.	2/24/15	R	R	5'11½	168	667	2389	594	314	76	54	15	<u>287</u>	146	<u>139</u>	<u>106</u>	.249	.344	.295
Toole, Stephen John "Steve" 86-87BroA 88KCA 90BroA																				
4/9/59	New Orleans, La.	3/28/19	R	L	6'	170	59	228	60	34	15	2	1	31	5	—	9	.263	.360	.282
Whitney, James Evans "Jim" "Grasshopper" 81-85BosN 86KCN 87-88WasN 89IndN 90PhiA																				
11/10/57	Conklin, N.Y.	5/21/91	L	R	6'2	172	550	2144	559	316	139	39	18	280	161	<u>211</u>	<u>20</u>	.261	.375	.313
Wiedman, George E. "Stump" b. Wiedman 80BufN 81-85DetN 86KCN 87DetN 87NYA 87-88NYN																				
2/17/61	Rochester, N.Y.	3/2/05	R	R	5'7½	165	379	1401	248	132	28	4	2	112	45	<u>193</u>	<u>11</u>	.177	.207	.203

The pitchers in this section for the most part either were outstanding hitters or played extensively at other positions but not enough at any one position to be included in the Player Register. Some, like Tim Keefe, Willie McGill and John Clarkson, are here to encourage the reader to examine their yearly batting performances in the Annual Record. Keefe and McGill both collected an extraordinary number of walks for low-average hitters and Clarkson hit with exceptional power.

EXPLANATION OF THE PITCHER REGISTER

The pitcher register contains the vital statistics and the 12 central pitching statistics of every man who pitched in a major league game between 1871 and 1900. Men who played more than half their games at another position besides pitcher or who compiled significant career batting statistics can also be found in one of the player subregisters. However, a man in the pitchers register who also played other positions but spent only one season in the major leagues as a rule does not appear in a player subregister since all of his central career batting statistics are available in the annual record section under the team or teams for which he played.

The men in the pitchers register are listed alphabetically by surname and, if two or more players bear the same surname, by given name—i.e., **Sullivan, Michael Joseph** is found ahead of **Sullivan, Thomas**, and **Sullivan, Thomas** is, in turn, found ahead of **Sullivan, Thomas Jefferson**. In quotation marks following a pitcher's given name is the name or names he was known by in the nineteenth century. Christy Mathewson, for instance, was called "Matty" as a rookie in 1900 but was not dubbed "The Big Six" until several years later. Hence there is no mention in the pitchers register of his most famous nickname. When a man played under a name other than his name at birth, his playing name is followed by the part of his birth name that differed from it—in most cases his surname only.

Following the name of each pitcher is a chronological list of the teams for which he played. See the sample player, **James J. Lillie**, for an explanation of the year abbreviations.

Vital statistics—birth date and birthplace, death date, height, weight, batted, threw—are furnished when known. Gaps in information are indicated either by question marks or by the word "unknown." Since our knowledge of the nineteenth century is still growing, we expect to eliminate some—if never all—of the gaps in future editions.

Birth Date	Birth Place	Death Date	B	T	HGT	WGT	G	Inn	Hts	GS	CG	BB	SO	SH	W	L	Pct.	ERA
Lillie, James J. "Jim" "Grasshopper" b. Lilly																		
7/27/61	New Haven, Conn.	11/9/90	R	?	?	?	6	31	46	1	0	8	8	0	0	2	.000	4.65

PITCHER REGISTER

In the above sample from the pitchers register, we see first the player’s surname of Lillie, then his given first and middle names (only Lillie’s middle initial is known), followed in quotation marks by the two names he was usually called in order of dominance and lastly the name under which he was born. Since only Lillie’s birth surname differed from the name under which he played, his first name and middle initial are not repeated. Following Lillie’s birth name is a chronological list of his major league seasons as a pitcher and the teams for which he pitched. Although Lillie pitched in only six games, there is more to his major league career. The parenthetical note in bold (See OF) indicates that Lillie also was an outfielder and his batting record and a complete chronological list of his major league seasons is found in the outfielders sub-register. Other parenthetical position abbreviations that appear in bold in the pitchers register are: 1B=first basemen; 2B=second basemen; SS=shortstops; 3B=third basemen; C=catchers; and P=pitchers as hitters. See below for a list of the team and league abbreviations that follow the year numerals.

Lillie’s playing career is followed by his birth date. Next is his place of birth followed by his death date. We then find that the way Lillie threw as well as his height and weight are still unknown, as shown in each case by a “?”. His major league service as a pitcher consisted of six games (G) in which he pitched 31 innings (Inn), allowed 46 hits (Hts), started one game (GS) and pitched no complete games (CG). Lillie further walked (BB) eight, struck out (SO) eight, threw no shutouts (SH), won (W) no games while losing (L) two for a .000 (Pct) and had a 4.65 (ERA).

Lillie was primarily an outfielder. Here is an example from the pitchers register of a man who was primarily a pitcher but played one season exclusively at another position, followed by an explanation of how this is shown.

Birth Date	Birth Place	Death Date	B	T	HGT	WGT	G	Inn	Hts	GS	CG	BB	SO	SH	W	L	Pct.	ERA
Becannon, James Melvin "Buck"		84-85NYA	(87NYN)															
8/22/59	New York, N.Y.	11/5/23	?	?	5'10	165	11	91	110	11	11	26	15	0	3	8	.273	5.93

In 1884 and 1885 Becannon was exclusively a pitcher. After a career gap in 1886, Becannon returned to the majors in 1887. The (87NYN) in parentheses indicates that he did not pitch in 1887 but played another position. Since his playing time was minimal—in this case only one game at third base—his record for 1887 does not appear in the third basemen’s subregister since it is available in its entirety in the annual record.

Following the last two numerals of the year in which a man played is an abbreviation of the city where his team resided. The abbreviations follow:

Alt Altoona	Mut New York Mutuals (NA)
Ath Philadelphia Athletics (NA)	Nat Washington Nationals (NA)
Atl Brooklyn Atlantics (NA)	NH New Haven (NA)
Bal Baltimore	NY New York
Bos Boston	Oly Washington Olympics (NA)
Bro Brooklyn	Phi Philadelphia
Buf Buffalo	Pit Pittsburgh
Cen Philadelphia Centennials (NA)	Pro Providence
Chi Chicago	Reds St. Louis Reds (NA)
Cin Cincinnati	Res Elizabeth Resolutes (NA)
Cle Cleveland	Roc Rochester
Col Columbus	Rok Rockford (NA)
Det Detroit	StL St. Louis
Eck Brooklyn Eckfords (NA)	StP St. Paul
Har Hartford	Syr Syracuse
Ind Indianapolis	Tol Toledo
KC Kansas City	Tro Troy
Kek Fort Wayne (NA)	Vir Virginia
Lou Louisville	Was Washington
Man Mansfield (NA)	Wes Keokuk (NA)
Mar Maryland (NA)	Wil Wilmington
Mil Milwaukee	Wor Worcester

Following the year and team information is the symbol for the league:

NA	National Association (1871–75)
N	National League (1876–1900)
A	American Association (1882–91)
U	Union Association (1884)
P	Players League (1890)

Note: To simplify the reader's task in following a career line, teams in the player, pitcher and managers registers are designated N during the 1892–99 period when the National League was officially known as the National League and American Association, although elsewhere in the book, when a specific season or achievement is cited, these teams are designated LA.

Other symbols:

* prior to a pitcher's name indicates that he had a brother or brothers who also played in the major leagues, although not always in the nineteenth century.

prior to a pitcher's name indicates that he had a son or sons who also played in the major leagues, in every case in the twentieth century.

PITCHER REGISTER

Birth Date	Birth Place	Death Date	B	T	HGT	WGT	G	Inn	Hts	GS	CG	BB	SO	SH	W	L	Pct.	ERA
Abbey, Bert Wood "Bert" 92Was 93-95ChiN 95-96BroN																		
11/29/69	Essex, Vt.	6/11/62	R	R	5'11	175	79	568	686	65	52	192	161	0	22	40	.355	4.52
Abbey, Charles S. "Charlie" 96WasN (See OF)																		
10/14/66	Falls City, Neb.	4/27/26	L	?	5'8	169	1	2	6	0	0	0	0	0	0	0	—	4.50
Abbott, Leander Franklin "Lan" "Big Lan" 90ToLA																		
3/16/62	Portage, Ohio	2/13/30	R	R	5'10	200	3	13	19	1	1	8	1	0	0	2	.000	6.23
Allen, Myron Smith "Myron" "Zeke" 83NYN 87CleA 88KCA (See OF)																		
3/22/54	Kingston, N.Y.	3/8/24	R	R	5'8	150	5	35.2	34	3	3	7	3	0	1	3	.250	1.77
*Allison, Douglas L. "Doug" 78ProN (See C)																		
7/?/45	Philadelphia, Pa.	12/19/16	R	R	5'11	160	1	5	11	0	0	1	0	0	0	0	—	1.80
Altrock, Nicholas "Nick" 98LouN																		
9/15/76	Cincinnati, Ohio	1/20/65	B	L	5'10	197	11	70	89	7	6	21	13	0	3	3	.500	4.50
Amole, Morris George "Doc" 97BalN 98WasN																		
7/5/78	Coatesville, Pa.	3/7/12	R	L	5'6½	160	18	119.1	150	12	10	39	30	0	4	10	.286	4.75
Anderson, David S. "Dave" 89-90PhiN 90PitN																		
10/10/68	Chester, Pa.	3/22/97	?	L	?	?	21	150.1	177	17	15	74	56	0	3	13	.188	5.45
Anderson, Varney Small "Varney" "Varn" 89IndN 94-96WasN (See P)																		
6/18/66	Geneva, Ill.	11/5/41	R	R	5'10	165	35	239.2	339	30	22	115	41	0	9	20	.310	6.16
Anderson, William "Bill" 89LouA																		
1/19/65	Spencer Cty, Ky.	5/5/36	?	?	?	?	1	8	10	1	1	6	2	0	0	1	.000	10.13
Andrus, Frederick Hotham "Fred" 84ChiN (See OF)																		
8/23/50	Washington, Mich.	11/10/37	R	R	6'2	185	1	9	11	1	1	2	2	0	1	0	1.000	2.00
Anson, Adrian Constantine "Cap" "Anse" "Uncle" "Pop" 83-84ChiN (See 1B)																		
4/11/52	Marshalltown, Iowa	4/14/22	R	R	6'	227	3	4	4	0	0	2	1	0	0	1	.000	4.50
Arundel, Harry "Harry" 75AtlNA 82PitA 84ProN																		
2/?/55	Philadelphia, Pa.	3/25/04	R	R	5'6	145	16	130.1	163	15	14	27	51	0	5	11	.313	4.40
Atkinson, Albert Wright "Al" 84PhiA 84Chi-PitU 84BalU 86-87PhiA																		
3/9/61	Clinton, Ill.	6/17/52	R	R	5'11½	165	106	915	943	106	99	209	435	3	51	51	.500	3.96
Aydellott, Jacob Stuart "Jake" 84IndA 86PhiA																		
7/6/61	N. Manchester, Ind.	10/22/26	L	R	6'	180	14	124	150	14	13	41	35	0	5	9	.357	4.79
Bailey, Harvey Francis "Harvey" 99-00BosN																		
11/24/76	Adrian, Mich	7/10/22	?	L	6'1	160	16	106.2	107	12	8	46	35	0	6	4	.600	4.13
Bailey, Linwood C. "King" 95CinN																		
11/?/70	?, Virginia	11/19/17	L	L	6'	185	1	8	13	1	1	0	0	0	1	0	1.000	5.63
Bakely, Edward Enoch "Jersey" "Enoch" b. Bakeley 83PhiA 84PhiU 84WilU 84KCU 88CleA 89CleN 90CleP 91WasA 91BalA																		
4/17/64	Blackwood, N.J.	2/17/15	R	R	?	170	215	1782.2	1909	204	191	564	669	7	76	125	.378	3.66
Baker, Kirtley "Kirtley" "Whitey" 90PitN 93-94BalN 98-99WasN																		
6/24/69	Aurora, Ind.	4/15/27	R	R	5'9	160	58	371	483	44	34	186	115	2	9	38	.191	6.28
Baker, Norman Leslie "Norm" "Mikado" 83PitA 85LouA 90BalA																		
10/14/62	Philadelphia, Pa.	2/20/49	?	?	?	?	30	253	250	29	28	86	94	1	14	15	.483	3.42

Birth Date	Birth Place	Death Date	B	T	HGT	WGT	G	Inn	Hts	GS	CG	BB	SO	SH	W	L	Pct.	ERA
Baldwin, Charles B. "Lady"	84MilU	85-88DetN	90BroN	90BufP	(See P)													
4/8/59	Oramel, N.Y.	3/7/37	R	L	5'11	160	118	1017	921	116	112	233	582	9	73	41	.640	2.85
Baldwin, Clarence Geoghan "Kid"	85CinA	(See C)																
11/1/64	Newport, Ky.	7/10/97	R	R	5'6	147	2	4	5	0	0	6	1	0	0	0	—	9.00
Baldwin, Marcus Elmore "Mark" "Fido"	87-88ChiN	89CoIA	90ChiP	91-93PitN	93NYN													
10/29/63	Pittsburgh, Pa.	11/10/29	R	R	6'	190	346	2802.1	2695	328	295	1307	1349	14	154	165	.483	3.37
*Bannon, James Henry "Jimmy" "Foxy Grandpa"	93StLN	94-95BosN	(See OF)															
5/5/71	Amesbury, Mass.	3/24/48	R	R	5'5	160	3	9	18	1	0	8	2	0	0	1	.000	12.00
Barnes, Charles Roscoe "Ross"	76ChiN	(See 2B)																
5/8/50	Mt. Morris, Ill.	2/5/15	R	R	5'8	145	1	1.1	7	0	0	0	0	0	0	0	—	20.25
Barr, Robert McClelland "Bob"	83PitA	84WasA	84IndA	86WasN	90RocA	91NYN (See P)												
12/?/56	Washington D.C.	3/11/30	R	R	6'1	192	159	1328.1	1460	152	141	363	588	6	49	98	.333	3.85
Bartson, Charles Franklin "Charlie"	90ChiP																	
3/13/65	Peoria, Ill.	6/9/36	?	?	6'	170	26	197	226	20	17	66	52	0	9	10	.474	4.11
Bastian, Charles J. "Charlie"	84WilU	(See SS)																
7/4/60	Philadelphia, Pa.	1/18/32	R	R	5'6	145	1	6	6	0	0	0	2	0	0	0	—	3.00
Bates, Creed Napoleon "Frank" "Creed"	98CleN	99StLN	99CleN															
9/28/76	Cleveland, Tenn.	Unknown	?	R	?	?	26	190.2	276	23	21	121	18	0	3	19	.136	6.33
Bates, John William "John"	89KCA																	
5/2/68	?, Ohio	3/24/19	?	?	?	?	1	8	15	1	1	5	3	0	0	1	.000	13.50
Battin, Joseph V. "Joe"	77StLN	83PitA	(See 3B)															
11/11/51	Philadelphia, Pa.	12/10/37	R	R	?	?	3	7.2	12	0	0	2	1	0	0	0	—	3.52
Bauer, Albert "Al"	84CoIA	86StLN																
8/7/59	Columbus, Ohio	2/23/44	?	L	5'9	180	7	53.2	53	7	6	41	26	0	1	6	.143	5.37
Bausewine, George W. "George"	89PhiA																	
3/22/69	Philadelphia, Pa.	7/29/47	?	?	6'2	207	7	55.1	64	6	6	33	18	0	1	4	.200	3.90
Beam, Alexander Rogers "Alex"	89PitN																	
11/21/69	Johnstown, Pa.	4/17/38	?	?	?	?	2	18	11	2	2	15	1	0	1	1	.500	6.50
Beam, Ernest Joseph "Ernie"	95PhiN																	
3/17/67	Mansfield, Ohio	9/12/18	?	R	6'½	185	9	24.2	33	1	1	25	3	0	0	2	.000	11.31
Beatin, Ebenezer Ambrose "Ed"	87-88DetN	89-91CleN																
8/10/66	Baltimore, Md.	5/9/25	R	L	5'9	162	109	946	997	108	104	372	335	5	48	56	.462	3.68
Becannon, James Melvin "Buck"	84-85NYA	(87NYN)																
8/22/59	New York, N.Y.	11/5/23	?	?	5'10	165	11	91	110	11	11	26	15	0	3	8	.273	5.93
Bechtel, George A. "George"	71AthNA	73-74PhiNA	75CenNA	75AthNA (See OF)														
?/?/48	Philadelphia, Pa.	Unknown	?	?	5'11	165	30	243	337	27	25	22	10	0	7	20	.259	3.19
Beck, Frank J. "Frank" b. Hengstebeck	84PitA	84BaIU	(See OF)															
11/?/58	Poughkeepsie, N.Y.	2/8/41	?	R	5'9	141	5	34	50	5	4	10	18	0	0	5	.000	6.62
Becker, Robert Charles "Bob"	97-98PhiN																	
8/15/75	Syracuse, N.Y.	10/11/51	?	L	?	?	6	29	38	2	2	12	10	0	0	2	.000	6.52

PITCHER REGISTER

Birth Date	Birth Place	Death Date	B	T	HGT	WGT	G	Inn	Hts	GS	CG	BB	SO	SH	W	L	Pct.	ERA
Beecher, Edward H. "Ed" "Harry"			90BufP (See OF)															
7/2/60	Guilford, Conn.	9/12/35	L	L	5'10	185	1	6	10	0	0	3	0	0	0	0	—	12.00
Begley, Edward H. "Ed" b. Bagley			84NYN 85NYA															
10/?/63	New York, N.Y.	7/24/19	?	?	?	?	46	381	427	44	40	147	148	0	16	27	.372	4.39
*Bell, Charles C. "Charlie"			89KCA 91LouA 91CinA															
8/12/68	Cincinnati, Ohio	2/7/37	?	R	?	?	12	95	99	11	10	26	20	0	4	6	.400	3.68
Bentley, Clytus G. "Cy"			72ManNA															
11/23/50	East Haven, Conn.	2/26/73	?	?	?	?	18	144	259	17	14	12	5	0	2	15	.118	6.06
Bernhard, William Henry "Bill" "Strawberry Bill"			99-00PhiN															
3/16/71	Clarence, N.Y.	3/30/49	B	R	6'1	205	53	351	404	39	30	110	72	1	21	16	.568	3.97
Bickham, Daniel Denison "Dan"			86CinA															
10/31/64	Dayton, Ohio	3/3/51	R	R	5'10	160	1	9	13	1	1	3	6	0	1	0	1.000	3.00
Bierbauer, Louis W. "Lou" (aka Bauer)			86-88PhiA (See 2B)															
9/28/65	Erie, Pa.	1/31/26	L	R	5'8	140	4	14.2	13	0	0	5	5	0	0	0	—	3.07
Bishop, William Robinson "Bill"			86PitA 87PitN 89ChiN															
12/27/69	Adamsburg, Pa.	12/15/32	R	R	5'8	187	7	47	68	5	5	39	9	0	0	4	—	9.96
Black, Robert Benjamin "Bob"			84KCU															
12/10/62	Cincinnati, Ohio	3/21/33	?	?	5'5	155	16	123	127	15	13	17	93	0	4	9	.308	3.22
Blackburn, George W. "George" "Smiling George"			97BalN															
9/21/69	Ozark, Mo.	Unknown	?	R	5'11	184	5	33	34	4	3	12	1	0	2	2	.500	6.82
Blair, William Ellsworth "Bill"			88PhiA															
9/17/63	Pittsburgh, Pa.	2/22/90	L	L	5'8½	172	4	31	29	4	3	8	16	0	1	3	.250	2.61
Blaisdell, Howard Carleton "Dick"			84KCU															
6/18/62	Bradford, Mass.	8/20/86	?	?	?	?	3	26	49	3	3	4	8	0	0	3	.000	8.65
Blank, Frederick August "Fred"			94CinN															
6/18/74	DeSoto, Mo.	2/5/36	L	L	6'½	175	1	8	5	1	1	9	1	0	0	1	.000	4.50
Blauvelt, Henry Russell "Henry"			90RocA															
4/8/73	Nyack, N.Y.	12/28/26	?	?	?	?	2	12.1	19	0	0	8	5	0	0	0	—	10.22
Blong, Joseph Myles "Joe"			75RedsNA 76-77StL (See OF)															
9/17/53	St. Louis, Mo.	9/17/92	R	R	?	?	41	320.1	374	36	29	41	65	1	13	21	.382	2.84
Bohn, Charles "Charlie"			82LouA															
5/?/56	Cleveland, Ohio	8/1/03	R	R	5'9	165	2	18	21	2	2	3	1	0	1	1	.500	3.00
Bond, Thomas Henry "Tommy"			74AtlNA 75HarNA 76HarN 77-81BosN 82WorN 84BosU 84IndA (See P)															
4/2/56	Granard, Ireland	1/24/41	R	R	5'7½	160	417	3628.2	2765	408	386	193	969	42	234	163	.589	2.14
Boone, George Morris "George"			91LouA															
3/1/71	Louisville, Ky.	9/24/10	?	?	?	?	4	15	15	1	0	9	4	0	0	0	—	7.80
Booth, Amos Smith "Amos" "Darling"			76-77CinN (See C)															
9/14/48	Cincinnati, Ohio	7/1/21	R	R	5'9	159	15	95.2	136	9	6	13	18	0	1	8	.111	4.14
Booth, Edward H. "Eddie"			76NYN (See OF)															
Unknown	Brooklyn, N.Y.	Unknown	?	?	?	?	1	5	16	0	0	0	0	0	0	0	—	10.80

Birth Date	Birth Place	Death Date	B	T	HGT	WGT	G	Inn	Hts	GS	CG	BB	SO	SH	W	L	Pct.	ERA	
Borchers, George Benard "George" "Chief"			88ChiN	95LouN															
4/18/69	Sacramento, Ca.	10/24/38	B	R	5'11	190	11	67.2	68	11	7	32	26	1	4	5	.444	3.72	
Borden, Joseph Emley "Joe" (aka Josephs)			75PhiNA	76BosN															
5/9/54	Jacobstown, N.J.	10/14/29	R	R	5'9	140	36	284.1	304	31	23	58	43	4	13	16	.448	2.56	
Boswell, Andrew Cottrell "Andy"			95NYN	95WasN															
9/5/74	New Gretna, N.J.	2/3/36	?	R	6'1	155	11	4	85	7	6	41	30	0	3	4	.429	5.91	
Bowen, Sutherland McCoy "Cy"			96NYN																
2/17/71	Kingston, Ind.	1/25/25	R	R	6'	175	2	12	12	1	1	9	3	0	0	1	.000	6.00	
Bowman, Sumner Sallade "Sumner"			90PhiN	90PitN	91PhiA														
2/9/67	Millersburg, Pa.	1/11/54	L	L	6'	160	18	146.2	184	16	14	89	46	0	4	10	.286	5.22	
Boyd, Jacob Henry "Jake"			94-96WasN	(See P)															
1/19/74	Martinsburg, W. Va.	8/12/32	?	L	?	160	21	136.1	208	17	13	64	25	0	3	16	.158	7.02	
Boyd, William J. "Bill"			75AtlNA	(See OF)															
12/22/52	New York, N.Y.	9/30/12	?	?	?	?	1	1.2	4	0	0	0	0	0	0	0	—	0.00	
Boyle, Henry J. "Henry" "Hank" "Handsome Henry"			84StLU	85-86StLN	87-89IndN														
9/20/60	Philadelphia, Pa.	5/25/32	R	R	6'1	165	207	1756.1	1740	199	189	378	602	10	89	111	.445	3.06	
Bradley, George H. "Foghorn"			76BosN																
7/1/55	Milford, Mass.	3/31/00	R	R	6'	175	22	173.1	201	21	16	16	16	1	9	10	.474	2.49	
Bradley, George Washington "George" "Grin"			75StLNA	76StLN	77ChiN	79TroN	80ProN	(81DetN)	81-82CleN	(83CleN)	83PhiA	84CinU							
7/13/52	Reading, Pa.	10/2/31	R	R	5'10½	175	347	2940	3009	325	302	196	671	33	171	151	.531	2.44	
Brainard, Asahel "Asa" "Count"			71-72OlyNA	72ManNA	73-74BalNA	(See P)													
??/41	Albany, N.Y.	12/29/88	R	R	5'8½	150	85	699.2	1109	82	77	78	25	0	24	53	.312	4.40	
*Brashear, Norman C. "Kitty"			99LouN																
8/27/77	Mansfield, Ohio	12/22/34	R	R	?	?	3	8	8	0	0	2	5	0	1	0	1.000	4.50	
Breitenstein, Alonzo "Alonzo"			83PhiN																
11/9/57	Utica, N.Y.	6/19/32	?	?	?	?	1	5	8	1	0	2	0	0	0	1	.000	9.00	
Breitenstein, Theodore P. "Ted" "Theo"			91StLA	92-96StLN	97-00CinN	(See P)													
6/1/69	St. Louis, Mo.	5/3/35	L	L	5'9	167	376	2949.1	3067	338	299	1203	886	12	160	167	.489	4.02	
Bresnahan, Roger Philip "Roger"			97WasN	(See P)															
6/11/79	Toledo, Ohio	12/4/44	R	R	5'9	200	6	41	52	5	3	10	12	1	4	0	1.000	3.95	
Briggs, Herbert Theodore "Buttons"			96-98ChiN																
7/8/75	Poughkeepsie, N.Y.	2/18/11	R	R	6'1	180	52	410.2	486	47	43	203	158	0	17	28	.378	4.84	
Brill, Francis Hasbrouck "Frank" b. Briell			84DetN																
3/3/0/64	Astoria, N.Y.	11/19/44	R	R	5'8	155	12	103	148	12	12	6	18	1	2	10	.167	5.50	
Britt, James Edward "Jim"			72-73AtINA																
2/25/56	Brooklyn, N.Y.	2/28/23	?	?	?	?	91	816.2	1264	91	88	62	29	1	26	64	.289	4.26	
Brooks, Harry Frank "Harry"			86NYA																
11/30/65	Philadelphia, Pa.	12/5/45	?	?	?	?	1	2	9	1	0	2	0	0	0	1	.000	36.00	
Brouthers, Dennis Joseph "Dan" "Big Dan"			79TroN	83BufN	(See 1B)														
5/8/58	Sylvan Lake, N.Y.	8/2/32	L	L	6'2	207	4	23	44	2	2	11	8	0	0	2	.000	7.83	

PITCHER REGISTER

Birth Date	Birth Place	Death Date	B	T	HGT	WGT	G	Inn	Hts	GS	CG	BB	SO	SH	W	L	Pct.	ERA
Brown, Charles Edward "Charlie" 97CleN																		
8/17/71	Bluffton, Ind.	4/3/38	?	L	6'	180	4	24.1	30	4	2	17	8	0	1	2	.333	7.17
Brown, Edward P. "Ed" 82StLA 84TolA (See 3B)																		
Unknown	Chicago, Ill.	Unknown	?	R	?	180	2	11	21	1	1	4	2	0	0	1	.000	7.36
Brown, James W.H. "Jim" 84AltU 84NYN 84StPU 86PhiA																		
12/12/60	Clinton Co., Pa.	4/6/08	?	?	?	?	19	127.1	161	19	13	61	65	1	2	15	.118	4.74
Brown, John J. "John" "Ad" 97BroN																		
Unknown	Philadelphia, Pa.	Unknown	?	?	?	?	1	5	7	1	0	4	0	0	0	1	.000	7.20
Brown, Joseph E. "Joe" 84ChiN 85BalA																		
4/4/59	Warren, Pa.	6/28/88	?	?	5'10	162	11	88	108	10	9	11	36	0	4	6	.400	5.11
Brown, Lewis J. "Lew" "Blower" 78ProN 84BosU (See C)																		
2/158	Leominster, Mass.	1/16/89	R	R	5'10½	185	2	2	6	0	0	5	0	0	0	0	—	27.00
Brown, Richard P. "Stub" 93-94BalN 97CinN																		
8/3/70	Baltimore, Md.	3/10/48	?	L	6'2	220	13	71.2	89	7	4	37	10	0	4	1	.800	4.90
Brown, Thomas Tarlton "Tom" 82BalA 83-84ColA 85-86PitA (See OF)																		
9/21/60	Liverpool, England	10/25/27	L	R	5'10	168	12	49.1	56	1	1	31	16	0	2	2	.500	5.29
Browning, Louis Rogers "Pete" "The Gladiator" 84LouA (See OF)																		
6/17/61	Louisville, Ky.	9/10/05	R	R	6'	180	1	0.1	2	1	0	2	0	0	0	1	.000	54.00
Brynan, Charles Ruley "Tod" 88ChiN 91BosN																		
7/?/63	Philadelphia, Pa.	5/10/25	R	R	?	?	4	26	33	4	2	10	11	0	2	2	.500	8.31
Buckingham, Edward Taylor "Ed" 95WasN																		
5/12/74	Metuchen, N.J.	7/30/42	?	?	?	?	1	3	6	1	0	2	1	0	0	0	—	6.00
Buckley, John Edward "John" 90BufP																		
3/20/69	Marlborough, Mass.	5/3/42	L	R	6'	200	4	34	49	4	4	16	4	0	1	3	.250	7.68
Buffinton, Charles G. "Charlie" 82-86BosN 87-89PhiN 90PhiP 91BosA 92BalN (See P)																		
6/14/61	Fall River, Mass.	9/23/07	R	R	6'1	180	414	3404	3344	396	351	856	1700	30	233	152	.605	2.96
Burdick, William Byron "Bill" "Birdie" 88-89IndN																		
10/11/59	Austin, Minn.	10/23/49	R	R	?	?	30	221.2	226	24	22	56	71	0	12	14	.462	3.17
Burke, James "James" 82-83BufN 84BosU																		
Unknown	Attleboro, Mass.	Unknown	?	?	?	?	40	334	345	38	34	34	256	0	19	16	.543	3.02
Burke, William R. "Turk" "Bill" 87DetN																		
11/?/65	Cincinnati, Ohio	3/17/39	?	R	6'	200	2	15	21	2	1	5	3	0	0	1	.000	6.00
Burkett, Jesse Cail "Jesse" "Crab" 90NYN 94CleN (See OF)																		
12/4/68	Wheeling, W. Va.	5/27/53	L	L	5'8	155	22	122	140	14	6	93	82	0	2	11	.154	5.53
Burns, Richard Simon "Dick" 83DetN 84CinA 85StLN (See OF)																		
12/26/63	Holyoke, Mass.	11/16/37	L	L	5'7	140	58	460.1	473	53	47	80	199	1	25	27	.481	3.07
Burns, Thomas Everett "Tom" 80ChiN (See 2B)																		
3/30/57	Honesdale, Pa.	3/19/02	R	R	5'7	152	1	1.1	2	0	0	2	1	0	0	0	—	0.00
Burns, Thomas P. "Oyster" 84-85BalA 87-88BalA (See OF)																		
9/6/54	Philadelphia, Pa.	11/11/28	R	R	5'8	183	25	138.1	152	11	10	30	40	1	8	5	.615	4.09

Birth Date	Birth Place	Death Date	B	T	HGT	WGT	G	Inn	Hts	GS	CG	BB	SO	SH	W	L	Pct.	ERA
Burrell, Harry J. "Harry" "Handsome Harry"			91StLA															
5/26/69	Bethel, Vt.	12/11/14	R	L	5'10	165	7	43	51	4	3	21	19	0	4	2	.667	4.81
Burris, Alva Burton "Al"			94PhiN															
1/28/74	Warwick, Md.	3/25/38	R	R	?	?	1	5	14	0	0	2	0	0	0	0	—	18.00
Buttery, Frank "Frank"			72ManNA (See 3B)															
5/13/51	Silvermine, Conn.	12/16/02	?	?	?	?	7	59	94	5	5	3	5	0	3	2	.600	4.27
Cady, Charles B. "Charlie"			83CleN 84Chi-PitU (84KCU)															
12/?/65	Chicago, Ill.	6/7/09	?	?	5'11	180	5	43	50	5	5	17	20	0	3	2	.600	3.77
Cahill, John Patrick Parnell "Patsy"			84CoLA 86StLN 87IndN (See OF)															
4/30/65	San Francisco, Ca.	10/31/01	R	R	5'7½	168	10	50	66	2	2	26	8	0	2	2	.500	8.64
Calihan, William T. "Will" b. Callahan			90RocA 91PhiA															
??/68	Oswego, N.Y.	12/20/17	?	?	5'8	150	50	408.1	427	47	22	172	155	0	24	21	.533	4.14
Callahan, James Joseph "Jimmy"			94PhiN 97-00ChiN (See P)															
3/18/74	Fitchburg, Mass.	10/4/34	R	R	5'10½	170	130	1077.1	1226	121	117	293	288	8	67	49	.578	3.49
Callahan, John W. "Jim"			98StLN															
??/75	?, Illinois	Unknown	?	?	?	?	2	8.1	18	2	1	7	2	0	0	2	.000	16.20
*Camp, Winfield Scott "Kid"			92PitN 94ChiN															
12/8/69	New Albany, Ohio	3/2/95	B	R	6'	160	7	45	65	3	3	21	12	0	0	2	.000	6.40
*Campbell, Hugh F. "Hugh"			73ResNA															
??/50	?, Ireland	3/1/81	?	?	?	?	19	165	251	18	18	8	7	0	2	16	.111	2.95
Campfield, William Holton "Sal" "Legs" Scissors"			96NYN															
2/19/68	Meadville, Pa.	5/16/52	R	R	6'3	190	6	27	31	2	2	6	6	0	1	1	.500	4.00
Carrick, William Martin "Bill" "Doughnut Bill"			98-00NYN															
9/5/73	Erie, Pa.	3/7/32	?	R	5'10	150	94	743	939	88	76	235	133	4	38	50	.432	4.07
Carsey, Wilfred "Kid"			91WasA 92-97PhiN 97-98StL 99CleN 99WasN (99NYN)															
10/22/70	New York, N.Y.	3/29/60	L	R	5'7	168	292	2226.1	2785	257	218	797	482	4	115	138	.455	4.94
Caruthers, Robert Lee "Bob" "Parisian Bob"			84-87StLA 88-89BroA 90-91BroN 92StLN (See OF)															
1/5/64	Memphis, Tenn.	8/5/11	L	R	5'7	138	340	2828.2	2678	310	298	597	900	24	218	99	.688	2.83
*Casey, Daniel Maurice "Dan"			84WilU 85DetN 86-89PhiN 90SyrA															
11/20/62	Binghamton, N.Y.	2/8/43	R	L	6'	180	201	1680.1	1664	198	182	543	743	14	96	90	.516	3.18
Casey, William B. "Bill"			87PhiA															
Unknown	St. Louis, Mo.	Unknown	?	?	?	?	1	1	4	0	0	1	0	0	0	0	—	18.00
Cassian, Edward T. "Ed"			91PhiN 91WasA															
11/28/67	Wilbraham, Mass.	9/10/18	?	R	5'8	160	13	91	113	9	8	51	24	0	3	7	.300	4.45
Cassidy, John P. "John"			75AtINA 77HarN (See OF)															
??/57	Brooklyn, N.Y.	7/2/91	R	L	5'8	168	32	231.2	308	24	20	12	11	0	2	22	.083	3.15
Cattanach, John Leckie "John"			84ProN 84StLU															
5/10/63	Providence, R.I.	11/10/26	?	?	5'10	190	3	22	14	3	2	8	15	0	1	1	.500	3.68
Chamberlain, Elton P. "Icebox" "Elton"			86-88LouA 88-90StLA 90CoLA 91PhiA 92-94CinN 96CleN															
11/5/67	Buffalo, N.Y.	9/22/29	R	B	5'9	168	321	2521.2	1445	301	264	1065	1133	16	159	120	.570	3.57

PITCHER REGISTER

Birth Date	Birth Place	Death Date	B	T	HGT	WGT	G	Inn	Hts	GS	CG	BB	SO	SH	W	L	Pct.	ERA
Chambers, Richard Jerome "Rome" 00BosN																		
8/31/75	Weaverville, N.C.	8/30/02	L	L	6'2	173	1	4	5	0	0	5	2	0	0	0	—	11.25
Chapman, Frederick Joseph "Fred" 87PhiA																		
11/14/72	Little Cooley, Pa.	12/14/57	R	R	5'8	165	1	5	8	1	1	2	4	0	0	0	—	7.20
Chatterton, James M "Jim" 84KCU (See OF)																		
10/14/64	Brooklyn, N.Y.	12/15/44	?	?	?	?	1	5	11	1	0	2	2	0	0	1	.000	3.60
Chesbro, John Dwight "Jack" "Happy Jack" 99-00PitN																		
6/5/74	N. Adams, Mass.	11/6/31	R	R	5'9	180	51	364.2	385	43	35	138	84	3	21	22	.488	3.85
Childers, William "Bill" 95LouN																		
Unknown	St. Louis, Mo.	Unknown	?	?	?	?	1	0	2	0	0	6	0	0	0	0	—	—
Clack, Robert S. "Bobby" b. Clark 76CinA (See OF)																		
6/7/50	?, England	10/22/33	R	R	5'9	153	1	2	2	0	0	0	0	0	0	0	—	4.50
Clark, Edward C. "Ed" 86PhiA 91CoLA																		
Unknown	Cincinnati, Ohio	Unknown	?	?	?	?	2	10	12	1	1	2	3	0	0	1	.000	5.40
Clark, Owen F. "Spider" 90CleN (See OF)																		
9/16/67	Brooklyn, N.Y.	2/8/92	?	R	5'10	150	1	4	8	0	0	2	2	0	0	0	—	6.75
Clarke, Henry Tefft "Henry" 97CleN 98ChiN																		
8/28/75	Bellevue, Neb.	3/28/50	R	R	?	?	6	39.2	40	5	4	17	4	0	1	4	.200	4.99
Clarke, William H. "Dad" 88ChiN 91CoLA 94-97NYN 97-98LouN																		
1/7/65	Oswego, N.Y.	6/3/11	B	R	5'7	160	120	848.1	1061	92	77	191	174	2	44	51	.463	4.17
*Clarkson, Arthur Hamilton "Dad" 91NYN 92BosN 93-95StLN 95-96BalN																		
8/31/66	Cambridge, Mass.	2/5/11	R	R	5'10	165	96	704.2	873	81	63	325	133	2	39	39	.500	4.90
*Clarkson, John Gibson "John" 82WorN 84-87ChiN 88-92BosN 92-94CleN (See P)																		
7/1/61	Cambridge, Mass.	2/4/09	R	R	5'10	155	531	4536.1	4295	518	485	1191	1978	37	328	178	.648	2.81
Clausen, Frederick William "Fritz" 92-93LouN 93-94ChiN 96LouN																		
4/26/69	New York, N.Y.	2/11/60	R	L	5'11	190	42	324.1	315	41	36	157	134	2	16	22	.421	3.64
Clinton, James Lawrence "Jim" "Big Jim" 75AtlNA 76LouN (See OF)																		
8/10/50	New York, N.Y.	9/3/21	R	R	5'8½	174	18	133	153	15	10	5	8	0	1	14	.067	2.64
Cobb, George Woodworth "George" 92BalN																		
9/25/65	Independence, La.	8/19/26	?	?	6'	168	53	394.1	495	47	42	140	159	0	10	37	.213	4.86
Cogan, Richard Henry "Dick" "Rich" 97BalN 99ChiN 00NYN																		
12/5/71	Paterson, N.J.	5/2/48	R	R	5'7	150	8	54	68	5	5	32	10	0	2	3	.400	5.00
Colcolough, Thomas Bernard "Tom" 93-95PitN 99NYN																		
10/8/70	Charleston, S.C.	12/10/19	R	R	5'10½	180	49	319.1	397	31	22	166	66	0	14	11	.560	5.89
Coleman, John Francis "John" 83-84PhiN 84-86PhiA 89PhiA 90PitN (See OF)																		
3/6/63	Saratoga Springs, N.Y.	5/31/22	L	R	5'9½	170	107	842.2	1182	93	84	102	224	4	23	72	.242	4.68
Coleman, John W. "John" 90PhiN																		
1/29/60	Philadelphia, Pa.	1/27/15	?	R	?	?	1	1.2	4	1	0	3	2	0	0	1	.000	21.60
Coleman, Pierce Devon "Percy" 97StLN 98CinN																		
10/15/76	Mason, Ohio	2/16/48	?	R	?	?	13	66'1	112	5	3	35	12	0	1	3	.250	6.69

Birth Date	Birth Place	Death Date	B	T	HGT	WGT	G	Inn	Hts	GS	CG	BB	SO	SH	W	L	Pct.	ERA	
Coleman, Walter L. "Walt" 95StLN																			
6/13/73	Lee's Summit, Mo.	11/20/25	?	L	5'10	174	1	8	12	1	1	8	5	0	0	1	.000	13.50	
Colliflower, James Harry "Harry" "Collie" 99CleN																			
3/11/69	Petersville, Md.	8/12/61	L	L	5'11	175	14	98	152	12	11	41	8	0	1	11	.083	8.17	
Collins, Daniel Thomas "Dan" 74ChiNA (See OF)																			
7/12/54	St. Louis, Mo.	9/21/83	?	?	?	?	2	11	22	2	1	2	0	0	1	1	.500	4.91	
Comiskey, Charles Albert "Charlie" "Commie" 82StLA 84StLA 89StLA (See 1B)																			
8/15/59	Chicago, Ill.	10/26/31	R	R	6'	180	4	12.1	13	1	1	3	6	0	0	1	.000	0.73	
Conley, Edward J. "Ed" 84ProN																			
7/10/64	Sandwich, Mass.	10/16/94	?	?	5'8	142	8	71	63	8	8	22	33	1	4	4	.500	2.15	
Conn, Albert Thomas "Bert" 98PhiN 00PhiN																			
9/22/79	Philadelphia, Pa.	11/2/44	?	R	6'	178	5	24.1	42	2	1	18	5	0	0	3	.000	7.77	
Connor, John "John" 84BosN 85BufN 85LouA																			
7/?/61	Nashua, N.H.	11/14/05	?	?	?	?	12	104	127	12	12	32	48	0	2	8	.200	3.81	
Connors, Joseph P. "Joe" b. O'Connor 84AltU 84KCU																			
??/62	Paterson, N.J.	1/13/91	?	?	?	?	3	21	42	2	2	5	1	0	0	2	.000	5.57	
Conovar, Theodore "Ted" "Huck" 89CinA																			
3/10/68	Lexington, Ky.	7/27/10	R	R	5'10½	165	1	2	4	0	0	2	1	0	0	0	—	13.50	
*Conway, James P. "Jim" "Dark Days" 84BroA 85PhiA 89KCA																			
10/8/58	Upper Darby, Pa.	Unknown	R	R	?	?	56	452.2	485	52	44	107	140	0	22	29	.431	3.64	
*Conway, Peter J. "Pete" 85BufN 86KCN 86-88DetN 89PitN																			
10/30/66	Burmout, Pa.	1/13/03	R	R	5'10½	162	126	1040	1058	123	117	250	428	5	61	61	.500	3.59	
*Conway, Richard Butler "Dick" 86BalA 87-88BosN																			
4/25/65	Lowell, Mass.	9/9/26	R	R	5'7½	140	41	352	404	41	39	137	121	0	15	24	.385	4.78	
Coon, William K. "William" 76PhiN (See OF)																			
3/21/55	Philadelphia, Pa.	8/30/15	?	?	?	?	2	7	9	0	0	0	0	0	0	0	—	5.14	
Corbett, Joseph A. "Joe" 95WasN 96-97BalN																			
12/4/75	San Francisco, Ca	5/2/45	R	R	5'10	175	48	373	387	43	40	141	180	1	27	10	.730	3.14	
Corcoran, John H. "Jack" 84BroA (See C)																			
5/15/58	Lowell, Mass.	12/28/35	?	?	?	?	1	1	0	0	0	1	0	0	0	0	—	0.00	
*Corcoran, Lawrence J. "Larry" 80-85ChiN 85NYN (86NYN) 86WasN 87IndN																			
8/10/59	Brooklyn, N.Y.	10/14/91	L	B	?	?	120	277	2392.1	2147	268	256	496	1103	22	177	89	.665	2.36
*Corcoran, Michael "Mike" 84ChiN																			
Unknown	Brooklyn, N.Y.	Unknown	?	?	?	?	1	9	16	1	1	7	2	0	0	1	.000	4.00	
Corey, Frederick Harrison "Fred" 78ProN 80-82WorN 83PhiA 85PhiA (See 3B)																			
??/57	S. Kingston, R.I.	11/27/12	R	R	?	?	93	656.1	764	74	59	98	168	3	27	46	.370	3.32	
Corkhill, John Stewart "Pop" 84-88CinA (See OF)																			
4/11/58	Parkersburg, Pa.	4/4/21	L	R	5'10	180	17	62.1	68	1	0	17	21	0	3	4	.429	4.62	
Cotter, Daniel Joseph "Dan" 90BufP																			
4/14/67	Boston, Mass	9/4/35	R	R	?	?	1	9	18	1	1	7	0	0	0	1	.000	14.00	

PITCHER REGISTER

Birth Date	Birth Place	Death Date	B	T	HGT	WGT	G	Inn	Hts	GS	CG	BB	SO	SH	W	L	Pct.	ERA
Coughlin, Edward E. "Ed" 84 BufN																		
8/5/61	Hartford, Conn.	12/25/52	?	?	?	?	1	0	3	0	0	0	0	0	0	0	—	—
Coughlin, William Edward "Roscoe" "Uncle Bill" 90ChiN 91NYN																		
3/15/68	Walpole, Mass.	3/20/51	?	R	5'10	160	19	156	176	17	16	63	51	0	7	10	.412	4.10
Coyle, William Claude "Claude" "Bill" 93BosN																		
9/20/71	Pittsburgh, Pa.	6/4/41	?	R	?	?	2	8	14	1	0	3	2	0	0	1	.000	9.00
Crane, Edward Nicholas "Cannonball" "Ed" 84BosU 86WasN 88-89NYN 90NYP 91CinA 91CinN 92-93NYN 93BroN (See OF)																		
5/27/62	Boston, Mass.	9/20/96	R	R	5'9	215	204	1551	1525	176	146	885	719	7	72	97	.426	3.99
Critchley, Morris Arthur "Morrie" "Bug" "Jumbo" 82PitA 82StLA																		
3/26/50	New London, Conn.	3/6/10	?	?	6'	190	5	43	50	5	5	8	5	1	1	4	.200	3.35
Cronin, John J. "Jack" 95BroN 98PitN 99CinN																		
5/26/74	Staten Island, N.Y.	7/12/29	R	R	6'	200	11	74	101	9	7	27	19	1	4	4	.500	5.11
Crosby, George W. "George" 84ChiN																		
?/~/60	Chicago, Ill.	1/9/13	?	?	?	?	3	28	27	3	3	12	11	0	1	2	.333	3.54
Cross, George Lewis "George" "Lem" 93-94CinN																		
1/9/72	Sanbornton, N.H.	10/9/30	?	R	5'9	155	11	74	118	10	5	30	18	0	3	6	.333	7.66
Crothers, Douglas "Doug" 84KCU 85NYA																		
11/16/59	Natchez, Miss.	3/29/07	R	R	?	?	21	179	218	21	21	55	51	1	8	13	.381	4.63
Crowell, William Theodore "Billy" 87-88CleA 88LouA																		
11/6/65	Cincinnati, Ohio	7/24/35	R	R	5'8½	160	64	549	765	64	62	205	139	1	19	45	.297	5.15
Cudworth, James Alaric "Jim" "Cud" 84KCU (See 1B)																		
8/22/58	Fairhaven, Mass.	12/21/43	R	R	6'	165	2	17	19	1	1	3	6	0	0	0	—	4.24
Cummings, William Arthur "Candy" 72MutNA 73BalNA 74PhiNA 75HarNA 76HarN 77CinN																		
10/18/48	Ware, Mass.	5/16/24	R	R	5'9	120	242	2149.2	2526	241	233	113	259	19	145	94	.607	2.42
Cunningham, Ellsworth Elmer "Bert" 87BroA 88-89BaLA 90PhiP 90BufP 91BaLA 95-99LouN 00ChiN																		
11/25/65	Wilmington, Del.	5/14/52	R	R	5'6½	155	341	2725.2	3060	310	286	1061	716	4	142	166	.461	4.23
Cuppy, George Joseph "Nig" "Zeke" b. Koppe 92-98CleN 99StLN 00BosN																		
7/3/69	Logansport, Ind.	7/27/22	R	R	5'7	160	289	2189.2	2409	251	215	591	482	9	158	92	.637	3.46
Curry, Wesley "Wes" 84VirA																		
4/1/60	Wilmington, Del.	5/19/33	?	?	?	?	2	16	15	2	2	3	1	0	0	2	.000	5.06
Cushman, Edgar Leander "Ed" 83BufN 84MilU 85PhiA 85-87NYA 90ToLA																		
3/27/52	Eagleville, Ohio	9/26/15	R	L	6'	?	177	1225.2	1264	145	137	359	697	4	62	81	.434	3.86
Dailey, Vincent Perry "Vint" "Vince" 90CleN (See OF)																		
12/25/64	Osceola, Pa.	11/14/19	?	?	6'	200	2	7	12	1	0	7	0	0	0	1	.000	7.71
*Daily, Edward M. "Ed" 85-87PhiN 87-88WasN 89ColA 90BroA 90NYN 90-91LouA (See OF)																		
9/7/62	Providence, R.I.	10/21/91	R	R	5'10½	174	151	1237.2	1217	139	132	380	407	6	66	70	.485	3.39
Daily, Hugh Ignatius "Hugh" "One Arm" b. Harry Criss 82BufN 83CleN 84Chi-PitU 84WasU 85StLN 86WasN 87CleA																		
?/~/48	?, Ireland	Unknown	R	R	6'2	180	165	1415	1394	163	157	369	846	10	73	87	.456	2.92
Daley, William "Bill" 89BosN 90BosP 91BosA																		
6/27/68	Poughkeepsie, N.Y.	5/4/22	?	L	5'7	140	62	409.2	399	43	33	291	218	2	29	16	.644	3.49

Birth Date	Birth Place	Death Date	B	T	HGT	WGT	G	Inn	Hts	GS	CG	BB	SO	SH	W	L	Pct.	ERA
Dammann, William Henry "Bill" "Wee Willie"			97-99CinN															
8/9/72	Chicago, Ill.	12/6/48	L	L	5'7	155	60	367.2	473	38	26	115	74	4	24	15	.615	4.06
Daniels, Charles L. "Charlie"			84BosU															
7/1/61	Roxbury, Mass.	2/9/38	?	?	?	?	2	16.2	20	2	2	2	12	0	0	2	.000	4.32
Daniels, Peter J. "Pete" "Crabs" "Smiling Pete"			90PitN 98StLN															
4/8/64	County Caven, Ireland	2/13/28	L	L	?	?	14	82.2	102	10	6	26	21	0	2	8	.200	4.79
Darby, George William "George" "Deacon"			93CinN															
2/6/69	Kansas City, Mo.	2/25/37	R	R	5'10½	160	4	29	41	3	2	18	6	0	1	1	.500	7.76
Daub, Daniel William "Dan" "Mickey"			92CinN 93-97BroN															
1/12/68	Middletown, Ohio	3/25/51	R	R	5'10	160	126	899.1	1065	103	74	327	185	0	45	52	.464	4.75
Davies, George Washington "George"			91MilA 92-93CleN 93NYN															
2/22/68	Portage, Wis.	9/22/06	?	?	?	180	46	369	364	42	37	127	166	1	18	24	.429	3.32
Davis, George Stacey "George"			91CleN (See SS)															
8/23/70	Cohoes, N.Y.	10/17/40	B	R	5'9	180	3	4	8	0	0	3	4	0	0	1	.000	15.75
Davis, John Henry Albert "Daisy"			84StLA 84-85BosN															
11/28/58	Boston, Mass.	11/5/02	?	R	5'6½	150	40	323.2	356	39	33	71	186	2	16	21	.432	3.78
Davis, Wiley Anderson "Wiley" "The Squirrel Hunter"			96CinN															
8/1/75	Seymour, Tenn.	9/22/42	L	R	5'11	170	2	4.1	8	0	0	2	1	0	1	1	.500	8.31
Day, William M. "Bill"			89-90PhiN 90PitN															
7/28/67	Marcus Hook, Pa.	8/16/23	?	R	?	?	14	92.2	108	11	10	59	39	0	1	10	.091	4.66
Deagle, Lorenzo Burroughs "Ren"			83-84CinA 84LouA															
6/26/58	New York, N.Y.	12/24/36	R	R	5'9	190	34	269.1	255	34	29	56	83	2	17	15	.531	2.74
Dean, Charles Wilson "Dory"			76CinN															
11/6/52	Cincinnati, Ohio	5/4/35	R	R	?	?	30	262.2	397	30	26	24	22	0	4	26	.133	3.73
Demarais, Frederick "Fred"			90ChiN															
11/1/66	Montreal, Que., Can.	3/6/19	?	R	5'11	175	1	2	1	0	0	1	1	0	0	0	—	0.00
DeMiller, Harry "Harry" (aka Miller)			92ChiN															
11/12/67	Wooster, Ohio	10/19/28	R	L	?	?	4	24	29	2	2	16	15	0	1	1	.500	6.38
Denny, Jeremiah Dennis "Jerry" b. Eldridge			88IndN (See 3B)															
3/16/59	New York, N.Y.	8/16/27	R	R	5'11½	180	1	4	5	0	0	4	1	0	0	0	—	9.00
Denzer, Roger "Roger" "Peaceful Valley"			97ChiN															
10/5/71	LeSueur, Minn.	9/18/49	L	R	6'	180	12	94.2	125	10	8	34	17	0	2	8	.200	5.13
Derby, George H. "George" "Jonah"			81-82DetN 83BufN															
7/6/57	Webster, Mass.	7/4/25	L	R	6'	175	110	964.1	1064	107	105	182	428	12	48	56	.462	3.01
Devlin, James Alexander "Jim"			75ChiNA 76-77LouN (See 1B)															
6/6/49	Philadelphia, Pa.	10/10/83	R	R	5'11	175	157	1415	1437	153	151	90	286	9	72	76	.486	1.90
Devlin, James H. "Jim" "Deacon"			86NYN 87PhiN 88-89StLA															
4/16/66	Troy, N.Y.	12/14/00	?	L	5'7	135	23	170.1	161	21	17	58	90	0	10	9	.526	3.38
Dewald, Charles H. "Charlie" "Swope"			90CleP															
9?/67	Newark, N.J.	8/22/04	?	L	?	?	2	14	13	2	2	5	6	0	2	0	1.000	0.64

PITCHER REGISTER

Birth Date	Birth Place	Death Date	B	T	HGT	WGT	G	Inn	Hts	GS	CG	BB	SO	SH	W	L	Pct.	ERA
Dinneen, William Henry "Bill" "Big Bill" 98-99WasN 00BosN																		
4/5/76	Syracuse, N.Y.	1/13/55	R	R	6'1	190	106	830	892	99	85	299	281	1	43	50	.462	3.63
Diven, Frank Robert "Frank" 83BalA (86NYN)																		
8/29/59	Brooklyn, N.Y.	5/30/14	?	L	?	?	2	11	15	2	1	1	3	0	1	1	.500	7.36
Doe, Alfred George "Fred" "Count" "Mary Ann" 90BufP 90PitP																		
4/18/64	Rockport, Mass.	10/4/38	R	R	5'10	165	2	10	14	1	1	9	4	0	0	1	.000	9.00
Doheny, Edwin Richard "Ed" 95-00NYN																		
11/24/74	Northfield, Vt.	12/29/16	L	L	5'10½	165	114	843.1	895	107	88	478	345	1	35	64	.354	4.23
Dolan, John "John" 90CinN 91ColA 92WasN 93StLN 95ChiN																		
9/12/67	Newport, Ky.	5/8/48	?	R	5'10	170	39	286.2	314	33	26	122	87	0	15	16	.484	4.30
Dolan, Patrick Henry "Harry" "Cozy" 95-96BosN (00ChiN)																		
12/3/72	Cambridge, Mass.	3/29/07	L	L	5'10	160	31	239.1	270	26	21	94	61	3	12	11	.522	4.36
Dolan, Thomas J. "Tom" 83StLA (See C)																		
1/10/59	New York, N.Y.	1/16/13	R	R	?	?	1	4	4	0	0	0	0	0	0	0	—	4.50
Donahue, Francis Rostell "Red" 93NYN 95-97StLN 98-00PhiN																		
1/23/73	Waterbury, Conn.	8/25/13	R	R	6'	187	183	1431.1	1795	165	148	403	286	8	69	95	.421	4.61
Donlin, Michael Joseph "Mike" "Turkey Mike" 99StLN (See OF)																		
5/30/78	Peoria, Ill.	9/24/33	L	L	5'9	170	3	15.1	15	1	0	14	6	0	0	1	.000	7.63
Donnelly, Franklin Marion "Frank" 93ChiN 94ChiN																		
10/7/69	Tamora, Ill.	2/3/53	?	?	5'6	145	8	46.2	57	5	3	25	7	0	3	1	.750	6.36
Donovan, William Edward "Bill" "Wild Bill" 98WasN 99-00BroN																		
10/13/76	Lawrence, Mass	12/9/23	R	R	5'11	190	27	144	159	13	10	100	60	0	3	10	.231	4.81
Doran, John F. "John" "Lefty" 91LouA																		
?/?/67	Chicago, Ill.	Unknown	?	L	5'9	175	15	126	160	14	12	75	55	1	5	10	.333	5.43
*Dorgan, Michael Cornelius "Mike" 79SyrN 80ProN 83-84NYN (See OF)																		
10/2/53	Middletown, Conn.	4/26/09	R	R	5'9	180	18	140	123	15	13	59	103	0	8	7	.533	3.28
Dorr, Charles Albert "Bert" 82StLA																		
2/2/62	New York, N.Y.	6/16/14	?	?	?	?	8	66	53	8	8	1	34	0	2	6	.250	2.59
Dorsey, Michael Jeremiah "Jerry" 84BalU																		
1/?/56	?, Canada	11/3/38	L	?	?	?	1	4	7	1	0	0	3	0	0	1	.000	9.00
Doty, Elmer L. "Babe" 90TolA																		
12/17/67	Lyons, N. Y.	11/20/29	L	R	6'	160	1	9	9	1	1	1	4	0	1	0	1.000	1.00
Dowling, Henry Peter "Pete" 97-99LouN																		
Unknown	St. Louis, Mo.	6/30/05	L	L	5'11	185	74	601.1	644	66	61	221	175	0	27	39	.409	3.73
Dowse, Thomas Joseph "Tom" 90CleN (See C)																		
8/12/66	?, Ireland	12/14/46	R	R	5'11	175	1	5	6	0	0	1	0	0	0	0	—	5.40
Doyle, John Aloysius "John" 82StLA																		
?/?/58	Halifax, N. S., Can.	12/24/15	?	R	5'10	160	3	24	41	3	3	3	5	0	0	3	.000	2.63
Drew, David "Dave" 84PhiU (See SS)																		
Unknown	Unknown	Unknown	?	?	?	?	1	7	7	0	0	0	2	0	0	1	.000	3.86

Birth Date	Birth Place	Death Date	B	T	HGT	WGT	G	Inn	Hts	GS	CG	BB	SO	SH	W	L	Pct.	ERA
Driscoll, John F. "Denny"			80BufN	82-83PitA	84LouA													
11/19/55	Lowell, Mass.	7/11/86	L	L	5'10½	160	83	681	747	80	72	67	171	1	38	39	.494	3.08
*Dugan, Edward John "Ed"			84VirA															
?/?/64	Brooklyn, N.Y.	Unknown	?	R	?	?	20	166.1	196	20	20	15	60	0	5	14	.263	4.49
Duggleby, William James "Bill" "Frosty Bill"			98PhiN															
3/16/74	Utica, N.Y.	8/30/44	?	R	?	?	9	54	70	5	4	18	12	0	3	3	.500	5.50
Duke, Martin F. "Martin" "Duck" b. Duck			91WasA															
?/?/67	Zanesville, Ohio	12/31/98	?	R	?	?	4	23	36	3	2	19	5	0	0	3	.000	7.43
Dundon, Edward Joseph "Ed" "Dummy"			83-84ColA															
7/10/59	Columbus, Ohio	8/18/93	?	R	6'	170	31	247.2	298	28	23	53	68	0	9	20	.310	4.25
Dunkle, Edward Perks "Davey" "Ed"			97-98PhiN	99WasN														
8/3/72	Phillipsburg, Pa.	11/19/41	B	R	6'2	220	23	156.1	201	16	13	75	39	0	6	8	.429	6.10
Dunlap, Frederick C. "Fred" "Sure Shot"			84StLU	87DetN	(See 2B)													
5/21/59	Philadelphia, Pa.	12/1/02	R	R	5'8	165	2	2.2	6	0	0	0	2	0	0	0	—	6.75
Dunn, John Joseph "Jack"			97-00BroN	00PhiN	(See P)													
10/6/72	Meadville, Pa.	10/22/28	R	R	5'9	?	127	981.2	1101	108	95	291	258	3	61	52	.540	4.07
Dunning, Andrew Jackson "Andy"			89PitN	91NYN														
8/12/71	New York, N.Y.	6/21/52	R	R	6'	175	3	20	23	3	2	19	5	0	0	3	.000	6.75
Duryea, James Newton "Jesse" "Cyclone Jim"			89CinA	90-91CinN	91StLA	92CinN	92-93WasN											
9/7/59	Osage, Iowa	8/19/42	R	R	5'11	185	143	1088	1101	130	104	349	416	5	59	67	.468	3.45
Duzen, William George "Bill"			90BufP															
2/21/70	Buffalo, N.Y.	3/11/44	R	R	5'11	185	2	13	20	2	2	14	5	0	0	2	.000	13.85
Dwyer, John Francis "Frank"			88-89ChiN	90ChiP	91CinA	91MilA	92StLN	92-99CinN	(See P)									
3/25/68	Lee, Mass.	2/4/43	R	R	5'8	145	365	2810	3312	318	271	764	563	12	177	151	.540	3.84
Eason, Malcolm Wayne "Mal" "Kid"			00ChiN															
3/13/79	Brookville, Pa.	4/16/70	R	R	6'	175	1	9	9	1	1	3	2	0	1	0	1.000	1.00
Easton, John S. "Jack"			89-91ColA	91StLA	92StLN	94PitN												
2/28/67	Bridgeport, Ohio	11/28/03	?	R	?	?	76	522.1	498	57	46	262	246	0	26	29	.473	4.12
Eden, Charles M. "Charlie"			84-85PitA	(See OF)														
1/18/55	Lexington, Ky.	9/17/20	L	L	?	168	6	27.2	34	2	1	6	8	0	1	3	.250	5.53
Edwards, ?			75AtlNA															
Unknown	Unknown	Unknown	?	?	?	?	1	2	4	1	0	0	0	0	0	1	.000	4.50
Egan, James K. "Jim" "The Troy Terrier"			82TroN	(See OF)														
?/?/58	Derby, Conn.	9/26/84	?	L	?	?	12	100	133	10	10	24	20	0	4	6	.400	4.14
Egan, John Joseph "Rip"			94WasN															
7/9/71	Philadelphia, Pa.	12/22/50	?	R	5'11	168	1	5	8	0	0	2	2	0	0	0	—	10.80
Ehret, Philip Sydney "Red"			88KCA	89-91LouA	92-94PitN	95StLN	96-97CinN	98LouN										
8/31/68	Louisville, Ky.	7/28/40	R	R	6'	175	362	2754.1	13172	309	260	841	848	14	139	167	.454	4.02
Eiteljorge, Edward Henry "Ed"			90ChiN	91WasA														
10/14/71	Berlin, Germany	12/5/42	R	R	6'2	190	9	63.1	84	8	6	42	24	0	1	6	.143	6.68

PITCHER REGISTER

Birth Date	Birth Place	Death Date	B	T	HGT	WGT	G	Inn	Hts	GS	CG	BB	SO	SH	W	L	Pct.	ERA
Elick, Joseph J. "Joe"	78MilN	(See OF)																
4/3/54	Cincinnati, Ohio	4/21/23	?	?	5'10	162	1	3	1	0	0	1	0	0	0	1	.000	3.00
Ely, William Frederick "Bones"	84BufN 86LouA 90SyrA 94NYN																	
6/7/63	N. Girard, Pa.	1/10/52	R	R	6'1	155	9	52	77	5	4	34	32	0	0	5	.000	6.75
Ely, Harry "Harry"	92BalN																	
Unknown	Unknown	Unknown	?	?	?	?	1	7	14	1	1	7	0	0	0	1	.000	7.71
Emig, Charles Henry "Charlie" "Dutch"	96LouN																	
4/5/75	Cincinnati, Ohio	10/2/75	?	L	?	?	1	8	12	1	1	7	1	0	0	1	.000	7.88
Emslie, Robert Daniel "Bob"	83-85BalA 85PhiA																	
1/27/59	Guelph, Ont., Can.	4/26/43	R	R	5'11	180	91	792.1	775	90	85	165	362	5	44	44	.500	3.19
Esper, Charles H. "Duke" b. Esbacher	90PhiA 90PitN 90-92PhiN 92PitN 93-94WasN 94-96BalN 97-98StLN																	
7/28/68	Salem, N.J.	8/31/10	?	L	5'11½	185	236	1727.2	2048	198	152	667	453	4	101	100	.502	4.39
Evans, Roy "Roy"	97StLN 97LouN 98-99WasN																	
3/19/74	Knoxville, Tenn.	8/15/15	R	R	6'	180	26	177	209	21	16	87	48	0	11	11	.500	4.78
Evans, Uriah L.P. "Jake" "Bloody Jake"	80TroN 82WorN 83CleN	(See OF)																
9/?/56	Baltimore, Md.	1/16/07	?	R	5'8	154	3	15	24	1	1	0	3	0	0	1	.000	6.60
*Ewing, John "John" "Long John" "Carmencita"	(83StLA) (84CinU) (84WasU) 88-89LouA 90NYP 91NYN																	
6/1/63	Cincinnati, Ohio	4/23/95	?	R	6'1	168	129	1058.2	1113	121	113	390	525	9	53	63	.457	3.68
*Ewing, William "Buck"	82TroN 84-85NYN 88-89NYN 90NYP	(See C)																
10/17/59	Hoagland, Ohio	10/20/06	R	R	5'10	188	9	47	55	4	4	23	23	0	2	3	.400	3.45
Fagan, William A. "Bill" "Clinkers"	87NYA 88KCA																	
2/15/69	Troy, N.Y.	3/21/30	?	L	5'11	165	23	187.1	234	23	21	99	61	0	6	15	.286	5.28
Fanning, John Jacob "Jack"	89IndN 94PhiN																	
?/?/63	S. Orange, N.J.	6/10/17	?	R	5'10½	175	6	33.1	48	5	2	22	7	0	1	4	.200	9.17
Fass, Frederick Peter "Fred"	87IndN																	
10/30/59	Milwaukee, Wis.	7/5/30	?	?	?	?	4	15.2	25	2	1	8	0	0	0	1	.000	10.34
Fauver, Clayton King "Clay"	99LouN																	
8/1/72	N. Eaton, Ohio	3/3/42	B	R	5'10	?	1	9	11	1	1	2	1	0	1	0	1.000	0.00
Fee, John "Jack"	89IndN																	
12/23/67	Carbondale, Pa.	3/3/13	?	?	?	?	7	40	39	3	2	31	10	0	2	2	.500	4.27
Ferguson, Charles J. "Charlie"	84-87PhiN	(See P)																
4/17/63	Charlottesville, Va.	4/29/88	B	R	6'	165	183	1514.2	1402	170	165	290	728	13	99	64	.607	2.67
Ferguson, Robert Vavasour "Bob"	71MutNA 73-74AtlNA 75HarNA 77HarN 83PhiN	(See 3B)																
1/31/45	Brooklyn, N.Y.	5/3/94	B	R	5'9	149	11	57.1	110	4	4	7	1	0	1	3	.250	5.81
Ferson, Alexander "Alex" "Colonel"	89WasN 90BufP 92BalN																	
7/14/66	Philadelphia, Pa.	12/5/57	R	R	5'9	165	48	368.1	424	44	36	151	106	1	18	25	.419	4.37
Field, James C. "Jim"	90RocA	(See 1B)																
4/24/63	Philadelphia, Pa.	5/13/53	L	?	6'1	170	2	9.2	7	1	1	4	2	0	1	0	1.000	2.79
Fields, John Joseph "Jocko"	87PitN	(See OF)																
10/20/64	Cork, Ireland	10/14/50	R	R	5'10	160	1	1	0	0	0	2	0	0	0	0	—	0.00

Birth Date	Birth Place	Death Date	B	T	HGT	WGT	G	Inn	Hts	GS	CG	BB	SO	SH	W	L	Pct.	ERA
Fifield, John Proctor "Jack" 97-99PhiN 99WasN																		
10/5/71	Enfield, N.H.	11/27/39	R	R	5'11	160	68	521.2	616	64	54	193	89	3	21	39	.350	4.59
Figgemeier, Frank Y. "Frank" 94PhiN																		
4/22/73	St. Louis, Mo.	4/15/15	?	?	?	?	1	8	12	1	1	4	2	0	0	1	.000	11.25
Firth, John E. "Ted" 84VirA																		
?/?/56	Philadelphia, Pa.	4/18/85	?	?	?	?	1	9	14	1	1	5	0	0	0	1	.000	8.00
Fishel, Leo "Leo" 99NYN																		
12/13/77	Babylon, N.Y.	5/19/60	R	R	6'	175	1	9	9	1	1	6	6	0	0	1	.000	6.00
Fisher, J. 84PhiU 85BufN																		
Unknown	Philadelphia, Pa.	Unknown	?	?	?	?	9	79.2	86	9	9	15	46	0	1	8	.111	3.73
Fisher, Chauncey Burr "Chauncey" "Peach" 93-94CleN 94CinN 96CinN 97BroN																		
1/8/72	Anderson, Ind.	4/27/39	R	R	5'11	175	63	428.2	565	43	36	137	79	3	21	26	.447	5.39
Fisher, William Charles "Cherokee" 71RokNA 72BalNA 73AthNA 74HarNA 75PhiNA 76CinN (77ChiN) 78ProN (See P)																		
12/?/45	Philadelphia, Pa.	6/26/12	R	R	5'9	164	165	1326	1547	141	126	80	123	4	56	84	.400	2.62
Fitzgerald, John H. "John" 91BosA																		
5/30/70	Natick, Mass.	3/31/21	?	?	?	?	6	32	49	3	2	11	16	0	1	1	.500	5.63
Fitzgerald, John J. "John" 90RocA																		
?/?/66	Unknown	12/20/92	?	?	?	?	12	78	77	12	8	45	35	1	3	8	.273	4.04
Fitzgerald, Warren Bartholomew "Warren" 91-92LouA																		
4/?/68	?, Pennsylvania	11/7/30	?	L	5'9	162	36	301	310	35	32	100	113	3	15	20	429	3.43
Flaherty, Patrick Joseph "Patsy" 99LouN 00PitN																		
6/29/76	Mansfield, Pa.	1/23/68	L	L	5'8	165	9	61	71	5	4	14	10	0	2	3	.400	3.69
Fleet, Frank H. "Frank" 71MutNA 73ResNA 75StLNA 75AtlNA (See 2B)																		
?/?/48	New York, N.Y.	6/13/00	?	?	?	?	9	75.1	136	8	7	6	4	0	2	6	.250	5.02
Flowers, Charles Richard "Dickie" 71TroNA (See SS)																		
?/?/50	Philadelphia, Pa.	10/5/92	?	?	?	?	1	1	1	0	0	0	0	0	0	0	—	0.00
Flynn, Cornelius Francis Xavier "Carney" "Corny" 94CinN 96NYN 96WasN																		
1/23/75	Cincinnati, Ohio	2/10/47	L	L	5'11	158	9	38.1	77	4	2	28	11	0	0	5	.000	11.27
Flynn, John A. "Jocko" "Jackie" 86ChiN (87ChiN) (See P)																		
6/30/64	Lawrence, Mass.	12/31/07	R	R	5'6½	143	32	257	207	29	28	63	146	2	23	6	.793	2.24
*Fogarty, James G. "Jim" 84PhiN 86-87PhiN 89PhiN (See OF)																		
2/12/64	San Francisco, Ca.	5/20/91	R	R	5'10½	180	7	14	16	0	0	3	5	0	0	1	.000	4.50
Foley, Charles Joseph "Curry" 79-80BosN 81-83BufN (See OF)																		
1/14/56	Milltown, Ireland	10/20/98	?	L	5'10	160	69	442.2	511	50	39	64	127	2	27	27	.500	.354
Foley, John J. "John" 85ProN																		
10/25/57	Brattleboro, Vt.	Unknown	?	L	?	?	1	8	6	1	1	5	2	0	0	1	.000	4.50
Force, David W. "Davy" "Wee Davy" 73BalNA 74ChiNA (See SS)																		
7/27/49	New York, N.Y.	6/21/18	R	R	5'4	130	4	25	45	1	1	0	0	0	1	1	.500	6.84
Ford, Thomas Walter "Buck" "Tom" 90ColA 90BroA																		
?/?/66	Chattanooga, Tenn.	5/27/17	?	?	5'10½	155	8	51	70	6	6	35	12	0	0	6	.000	4.94

PITCHER REGISTER

Birth Date	Birth Place	Death Date	B	T	HGT	WGT	G	Inn	Hts	GS	CG	BB	SO	SH	W	L	Pct.	ERA
*Foreman, Francis Isiah "Frank" "Monkey" 84Chi-PitU 84KCU 85BalA 89BalA 90CinN (91CinN) 91-92WasN 92BalN 93NYN																		
95-96CinN (See P)																		
5/1/63	Baltimore, Md.	11/19/57	L	L	6'	160	202	1506	1606	180	148	599	542	6	84	84	.500	3.98
*Foreman, John Davis "Brownie" 95-96PitN 96CinN																		
8/6/75	Baltimore, Md.	10/10/26	L	L	5'5	140	32	224.1	245	29	20	115	81	1	12	12	.500	4.97
Fournier, Julius Henry "Henry" "Frenchy" 94CinN																		
8/8/65	Syracuse, N.Y.	12/8/45	?	L	?	?	6	45	71	4	4	20	5	0	1	3	.250	5.40
Foutz, David Luther "Dave" "Scissors" 84-87StLN 88-89BroA 90-94BroN (See 1B)																		
9/7/56	Carroll Co., Md.	3/5/97	R	R	6'2	161	251	1997.1	1843	216	202	510	790	16	147	66	.690	2.84
Fox, John Joseph "John" 81BosA 83BalA 84PitA 86WasN																		
2/7/59	Roxbury, Mass.	4/18/93	?	?	?	?	45	356'2	440	43	38	98	104	0	13	28	.317	4.16
France, Osman Beverly "Ossie" "O.B." 90ChiN																		
10/4/58	Greensburg, Ohio	5/2/47	L	L	5'8	155	1	2	3	0	0	2	0	0	0	0	—	13.50
Frank, Charles "Charlie" 94StLN (See OF)																		
5/30/70	Mobile, Ala.	5/4/22	L	L	5'10	170	2	3	6	0	0	7	1	0	0	0	—	15.00
Fraser, Charles Carrolton "Chick" 96-98LouN 98CleN 99-00PhiN																		
8/26/73	Chicago, Ill.	5/840	R	R	5'10½	188	174	1382.2	1537	163	135	595	364	6	72	87	.453	4.21
Freeman, John Frank "Buck" 91WasA 99WasN (See OF)																		
10/30/71	Catasauqua, Pa.	6/25/49	L	L	5'9	169	7	51	50	4	4	36	28	0	3	2	.600	4.41
Freeman, Julius Benjamin "Julie" 88StLA																		
11/7/68	?, Missouri	6/10/21	?	R	?	?	1	6.1	7	1	0	4	1	0	0	1	.000	4.26
French, William "Bill" 73MarNA (See OF)																		
Unknown	Baltimore, Md.	Unknown	?	?	?	?	1	9	30	1	1	0	0	0	0	1	.000	12.00
Friend, Daniel Sebastian "Danny" 95-98ChiN (See P)																		
4/18/73	Cincinnati, Ohio	6/1/42	L	L	5'9	175	67	551.2	612	64	58	249	158	1	32	29	.525	4.71
Fries, Peter Martin "Pete" 83CoLA (84IndA)																		
10/30/57	Scranton, Pa.	7/29/37	L	L	5'8	160	3	25	34	3	3	14	7	0	0	3	.000	6.48
Frisk, John Emil "Emil" 99CinN																		
10/15/74	Kalkaska, Mich.	1/27/22	L	R	6'1	190	9	68.1	81	8	8	17	17	0	3	6	.333	3.95
Fuller, Edward Ashton "Ed" 86WasN																		
3/22/68	Washington D.C.	3/16/35	R	R	6'	158	2	13	15	1	1	5	3	0	0	1	.000	6.92
*Fulmer, Charles John "Chick" 73PhiNA (See SS)																		
2/12/51	Philadelphia, Pa.	2/15/40	R	R	6'	158	2	5	7	0	0	1	0	0	0	0	—	3.60
Fulmer, Christopher "Chris" 86BalA (See C)																		
7/4/58	Tamaqua, Pa.	11/9/31	R	R	5'8	165	1	2	2	0	0	1	0	0	0	0	—	4.50
Fusselbach, Edward L. "Eddie" 82StLA (See C)																		
7/17/56	Philadelphia, Pa.	4/14/26	?	?	5'6	156	4	23	34	2	2	2	3	0	1	2	.333	4.70
Gallagher, William John "Bill" 83BalA 84PhiU																		
Unknown	Philadelphia, Pa.	Unknown	?	L	?	?	10	76.2	111	8	7	10	31	0	1	7	.125	4.70
Galvin, James Francis "Jim" "Pud" "Gentle Jeems" "The Little Steam Engine" 75StLNA 79-85BufN 85-86PitA 87-89PitN 90PitP 91-92PitN 92StLN																		
12/25/56	St. Louis, Mo.	3/7/02	R	R	5'8	190	705	5998.1	6395	687	645	745	1815	57	365	310	.542	2.84

Birth Date	Birth Place	Death Date	B	T	HGT	WGT	G	Inn	Hts	GS	CG	BB	SO	SH	W	L	Pct.	ERA
Galvin, Louis J. "Lou" 84StPU 4/?/62	St. Paul, Minn.	6/17/95	?	?	?	?	3	25	21	3	3	10	17	0	0	2	.000	2.88
Gamble, Robert J. "Bob" 88PhiA 2/6/67	Philadelphia, Pa.	Unknown	?	R	5'10	155	1	9	10	1	1	3	2	0	0	1	.000	8.00
Gannon, James Edward "Gussie" 95PitN 11/26/73	Erie, Pa.	4/12/66	L	L	5'11	154	1	5	7	0	0	2	0	0	0	0	—	1.80
Gannon, Michael Joseph "Joe" "Kid" 98StLN 2/22/77	St. Louis, Mo.	3/19/31	?	?	?	?	1	9	13	1	1	5	2	0	0	1	.000	11.00
Gardner, Frank Washington "Gid" 79TroN 80CleN 83BalA 84Chi-PitU 85BalA (See OF) 5/6/59	Boston, Mass.	8/1/14	?	?	?	165	15	113	142	13	12	28	33	0	2	12	.143	3.90
Gardner, James Anderson "Jim" 95PitN 97-99PitN 10/4/74	Pittsburgh, Pa.	4/24/05	?	R	5'10	165	56	398.1	445	46	35	120	109	1	24	20	.545	3.91
Gardner, William A. "Bill" 87BalA 9/?/68	Baltimore, Md.	Unknown	?	?	?	?	3	13	23	2	1	10	3	0	0	1	.000	11.08
Garfield, William Milton "Will" "Bill" 89PitN 90CleN 10/26/67	Sheffield, Ohio	12/16/41	R	R	5'11½	160	13	99	136	10	9	52	20	0	1	9	.100	5.73
Garoni, William "Willie" 99NYN 7/28/77	Ft. Lee, N.J.	9/9/14	R	R	6'1	165	3	10	12	1	1	2	2	0	0	1	.000	4.50
Garry, James Thomas "Jim" 93BosN 9/21/69	Great Barrington, Mass.	1/13/17	L	L	5'10	165	1	1	5	0	0	4	2	0	0	1	.000	63.00
Garvin, Virgil Lee "Ned" 96PhiN 99-00ChiN 1/1/74	Navasota, Tex.	6/16/08	R	R	6'3½	160	56	458.1	446	52	48	112	180	5	19	32	.373	2.75
Gaston, Welcome Thornburg "Welcome" 98-99BroN 12/19/74	Senecaville, Ohio	12/13/44	?	L	?	?	3	19	20	2	2	13	0	0	1	1	.500	2.84
Gastright, Henry Carl "Hank" b. Gastreich 89-91ColA 92WasN 93PitN 93BosN 94BroN 96CinN 3/29/65	Covington, Ky.	10/9/37	R	R	6'2	190	171	1301.1	1337	143	121	584	514	6	72	63	.533	4.20
Gear, Dale Dudley "Dale" 96CleN (See OF) 2/2/72	Lone Elm, Kan.	9/23/51	R	R	5'11	165	3	23	35	2	2	6	6	0	0	2	.000	5.48
Gedney, Alfred W. "Count" 75MutNA (See OF) 5/10/49	Brooklyn, N.Y.	3/26/22	?	?	5'9	140	2	11	7	1	1	1	2	0	1	0	1.000	0.82
Geer, William Henry Harrison "Billy" b. George Harrison Geer 84BroA (See SS) Unknown	Unknown	Unknown	?	R	5'8	160	2	5	14	0	0	3	1	0	0	0	—	12.60
Geggus, Charles Fredrick "Charlie" (aka Gagus) 84WasU 3/25/62	San Francisco, Ca.	1/16/17	5'7½	?	?	150	23	177.1	143	21	19	38	156	0	10	9	.526	2.54
Geis, Emil Michael "Emil" 82BalA 3/?/61	Villmar, Germany	Unknown	R	R	5'11	170	13	95.2	84	13	10	22	10	1	4	9	.308	4.80
*Geiss, Emil August "Emil" 87ChiN 3/20/67	Chicago, Ill.	10/4/11	R	R	5'11	170	1	9	17	1	1	3	4	0	0	1	.000	8.00
*Geiss, William J. "Bill" 84DetN (See 2B) 7/15/58	Chicago, Ill.	9/18/24	?	?	5'10	164	1	5	14	0	0	2	1	0	0	0	—	14.40

PITCHER REGISTER

Birth Date	Birth Place	Death Date	B	T	HGT	WGT	G	Inn	Hts	GS	CG	BB	SO	SH	W	L	Pct.	ERA
George, William M. "Bill" 87-88NYN 89Cola (See OF)																		
1/27/65	Bellaire, Ohio	8/23/16	R	L	5'6	160	19	149.2	155	16	14	103	78	1	5	10	.333	4.51
German, Lester Stanley "Les" 90BaLA 93-96NYN 96-97WasN																		
6/1/69	Baltimore, Md.	6/10/34	R	R	5'8	165	130	859	1104	93	74	378	151	0	34	63	.351	5.45
Gessner, Charles R. "Charlie" 86PhiA																		
12/?/63	Philadelphia, Pa.	5/25/22	?	?	5'8	?	1	8	13	1	1	5	0	0	0	1	.000	9.00
Gettig, Charles Henry "Charlie" "Sandow" 96-99NYN (See OF)																		
12/?/70	Baltimore, Md.	4/11/35	R	?	5'10	178	42	276	345	26	22	110	51	0	15	12	.556	4/50
Gettinger, Lewis Thomas Leyton "Tom" "Tired Tommy" b. Gittinger 95LouN (See OF)																		
12/11/68	Frederick, Md.	7/26/43	L	L	5'10	180	2	6.1	13	0	0	1	0	0	0	0	—	7.11
Getzein, Charles H. "Charlie" "Pretzels" 84-88DetN 89IndN 90-91BosN 91CleN 92StLN																		
2/14/64	?, Germany	6/19/32	R	R	5'10	172	296	2539.2	2670	292	277	602	1070	11	145	139	.511	3.46
Gibson, Robert Murray "Robert" 90ChiN 90PitN																		
8/2/69	Duncansville, Pa.	12/19/49	R	R	6'3	185	4	21	30	4	3	25	4	0	1	3	.250	9.86
Gilbert, Alfred Gideon "Bill" 92BalN																		
3/13/68	Havre de Grace, Md.	12/17/27	?	?	6'	180	2	14	14	1	1	17	5	0	0	1	.000	5.79
Gilks, Robert James "Bob" 87-88CleA 90CleN (See OF)																		
7/2/64	Cincinnati, Ohio	8/21/44	R	R	5'8	178	21	160.2	164	18	17	59	36	1	9	9	.500	3.98
Gillpatrick, George F. "George" 98StL																		
2/28/75	Holden, Mo.	12/15/41	R	R	6'0	210	7	35	42	3	1	19	12	0	0	2	.000	6.94
Gilmore, Frank T. "Frank" "Shadow" 86-88WasN																		
4/27/64	Webster, Mass.	7/21/29	R	R	5'11½	164	49	405.1	435	47	46	143	212	2	12	33	.267	4.26
Gilroy, John M. "Jack" "Happy Jack" 95-96WasN																		
10/26/69	Washington, D.C.	8/4/97	?	?	?	?	9	43.1	63	4	2	25	2	0	1	4	.200	6.23
Ging, William Joseph "Billy" 99BosN																		
11/7/72	Elmira, N.Y.	9/14/50	R	R	5'10	170	1	8	5	1	1	5	2	0	1	0	1.000	1.13
Glasscock, John Wesley "Jack" "Pebbley Jack" 84CleN 87-89IndN (See SS)																		
7/22/59	Wheeling, W. Va.	2/24/47	R	R	5'8	160	5	7	12	9	9	7	3	0	0	0	—	6.43
Gleason, William "Bill" 90CleP																		
?/?/68	Cleveland, Ohio	12/2/93	?	?	?	?	1	4	14	1	0	6	0	0	0	1	.000	27.00
*Gleason, William J. "Kid" 88-91PhiN 92-94StLN 94-95BalN (See 2B)																		
10/26/66	Camden, N.J.	1/2/33	B	R	5'7	158	299	2389.1	2552	266	240	906	744	10	138	131	.513	3.79
Goar, Joshua Mercer "Jot" 96PitN 98CinN																		
1/31/70	New Lisbon, Ind.	4/4/47	R	R	5'9	160	4	15.1	40	0	0	9	3	0	0	1	.000	15.85
Goetz, George Burt "George" "Goats" 89BaLA																		
?/?/65	Greencastle, Pa.	Unknown	?	?	6'2	180	1	9	12	1	0	0	2	0	1	0	1.000	4.00
Golden, Michael Henry "Mike" 75WesNA 75ChiNA 78MiIN (See OF)																		
9/11/51	Shirley, Mass.	1/11/29	R	R	5'8	168	59	393	457	45	40	53	86	1	10	32	.238	2.79
Goldsmith, Fred Ernest "Fred" "Goldie" 79TroN 80-84ChiN 84BaLA																		
5/15/56	New Haven, Conn.	3/28/39	R	R	6'1	195	189	1609.2	1685	185	174	171	433	16	112	68	.622	2.73

Birth Date	Birth Place	Death Date	B	T	HGT	WGT	G	Inn	Hts	GS	CG	BB	SO	SH	W	L	Pct.	ERA
Goodall, Herbert Frank "Herb" 90LouA																		
3/10/70	Mansfield, Pa.	1/20/38	R	R	5'9	180	18	109	94	13	8	51	46	1	8	5	.615	3.39
Gorman, John F. "Jack" "Stooping Jack" 84PitA (See OF)																		
??/59	St. Louis, Mo.	9/9/89	?	?	?	?	3	25	22	3	3	5	10	0	1	2	.333	4.68
Gormley, Joseph "Joe" 91PhiN																		
12/20/66	Summit Hill, Pa.	7/2/50	L	L	?	?	1	8	10	1	1	5	2	0	0	1	.000	5.63
Gould, Charles Harvey "Charlie" 76CinN (See 1B)																		
8/21/47	Cincinnati, Ohio	4/10/17	R	R	6'	172	2	4.1	10	0	0	0	0	0	0	0	—	0.00
Graff, John J. "John" 93WasN																		
11/7/66	Washington, D.C.	4/2/32	?	?	?	?	2	12	21	1	1	13	4	0	0	1	.000	11.25
Graves, Frank M. "Frank" 86StLN (See C)																		
11/2/60	Cincinnati, Ohio	Unknown	?	?	6'	163	1	7	10	0	0	1	2	0	0	0	—	9.00
Gray, Charles A. "Charlie" 90PitN																		
??/67	Indianapolis, Ind.	6/1/00	?	?	?	?	5	31	48	4	3	24	10	0	1	4	.200	7.55
Gray, George Edward "Chummy" 99PitN																		
7/17/73	Rockford, Me.	8/14/13	?	R	5'11½	163	9	70.2	85	7	6	29	9	0	3	3	.500	3.44
Greason, John A. "John" 73WasNA																		
7/29/51	Washington, D.C.	7/22/89	?	L	?	?	7	63	113	7	7	10	5	0	1	6	.167	5.86
Green, Edward M. "Ed" 90PhiA																		
??/59	Millville, N.J.	Unknown	?	?	?	?	25	191	267	22	20	94	56	1	7	15	.318	5.80
Greenig, John A. "John" 88WasN																		
??/48	Philadelphia, Pa.	7/28/13	?	?	?	?	1	9	17	1	1	4	2	0	0	1	.000	11.00
Griffith, Clark Calvin "Clark" 91StLA 91BosA 93-00ChiN (See P)																		
11/20/69	Clear Creek, Mo.	10/27/55	R	R	5'6½	156	299	2415	2687	273	255	590	651	9	165	105	.611	3.43
Griffith, Frank Wesley "Frank" 92ChiN 94CleN																		
11/18/72	Gilman, Ill.	12/8/08	L	L	?	?	8	46.1	67	7	3	43	18	0	1	3	.250	10.10
Grim, John Helm "John" 90Roc (See C)																		
8/9/67	Lebanon, Ky.	7/28/61	R	R	6'2	175	1	3.1	3	0	0	4	3	0	0	0	—	0.00
Grimes, John Thomas "John" 97StLN																		
4/17/69	Woodstock, Md.	1/17/64	R	R	5'11	160	3	19.2	24	1	1	8	4	0	0	2	.000	5.95
Gruber, Henry John "Henry" 87-88DetN 89CleN 90CleP 91CleN																		
12/14/63	Hamden, Conn.	9/26/32	R	R	5'9	155	151	1239.1	1328	139	129	479	346	5	61	78	.439	3.67
*Gumbert, Addison Courtney "Ad" 88-89ChiN 90BosP 91-92ChiN 93-94PitN 95-96BroN 96PhiN (See P)																		
10/10/68	Pittsburgh, Pa.	4/23/25	R	R	5'10	200	263	1987.1	2325	235	191	635	548	7	123	102	.547	4.27
*Gumbert, William Skeen "Billy" (aka Humbert) 90PitN 92PitN 93LouN																		
8/8/65	Pittsburgh, Pa.	4/13/46	R	R	6'1½	200	17	119.1	128	14	10	59	21	0	7	8	.467	4.06
Guth, Charles J. "Charlie" 80ChiN																		
??/56	Chicago, Ill.	7/5/83	?	?	?	?	1	9	12	1	1	1	7	0	1	0	1.000	5.00
Haddock, George Silas "George" 88-89WasN 90BufP 91BosA 92-93BroN 94PhiN 94WasN																		
12/25/66	Portsmouth, N.H.	4/18/26	R	R	5'11	155	204	1580	1650	189	160	714	599	8	95	87	.522	4.07

PITCHER REGISTER

Birth Date	Birth Place	Death Date	B	T	HGT	WGT	G	Inn	Hts	GS	CG	BB	SO	SH	W	L	Pct.	ERA
Hafner, Francis R. "Frank" 88KCA																		
8/14/67	Hannibal, Mo.	3/2/57	?	R	?	?	2	18	24	2	2	16	5	0	0	2	.000	7.00
Hagan, Arthur Charles "Art" 83PhiN 83-84BufN																		
3/17/63	Providence, R.I.	3/25/36	?	R	?	?	22	178	277	21	19	43	50	0	2	18	.100	5.36
Hahn, Frank George "Noodles" 99-00Cin																		
4/29/79	Nashville, Tenn.	2/6/60	L	L	5'9	160	77	620.1	586	71	61	157	277	8	39	28	.582	2.97
Halbriter, Edward L. "Ed" 82PhiA																		
2/2/60	Auburn, N.Y.	8/9/36	?	?	?	?	1	8	17	1	1	4	4	0	0	1	.000	7.88
Hallman, William Wilson "Bill" 96PhiN (See 2B)																		
3/31/67	Pittsburgh, Pa.	9/11/20	R	R	5'8	160	1	2	4	0	0	2	0	0	0	0	—	18.00
Hallstrom, Charles E, "Charlie" "Swedish Wonder" 85ProN																		
1/22/64	Jonkoping, Sweden	5/6/49	?	?	?	?	1	9	18	1	1	6	0	0	0	1	.000	11.00
Hamill, John Alexander Charles "John" 84WasA																		
12/18/60	New York, N.Y.	12/6/11	R	R	5'8	158	19	156.2	197	19	18	43	50	1	2	17	.105	4.48
Handiboe, James Edward "Nick" "Jim" 86PitA																		
7/17/66	Columbus, Ohio	11/8/42	R	R	5'11	160	14	114	82	14	12	33	83	1	7	7	.500	3.32
Hankinson, Frank Edward "Frank" 78-79ChiN 80CleN 85NYA																		
4/29/56	New York, N.Y.	4/5/11	R	R	5'11	168	32	266.2	281	28	28	31	81	2	16	12	.571	2.50
Hansford, Frank Cicero "F.C." "Frank" 98BroN																		
12/26/74	Du Quoin, Ill.	12/14/52	?	L	6'	180	1	7	10	0	0	5	0	0	0	0	—	3.86
Harkins, John Joseph "John" "Pa" 84CleN 85-87BroA 88BaLA																		
4/12/59	New Brunswick, N.J.	11/18/40	R	R	6'1	205	139	1183.1	1262	137	131	358	489	4	51	83	.381	4.09
Harper, Charles William "Jack" 99CleN 00StLN																		
4/2/78	Galloway, Pa.	9/30/50	R	R	6'	176	6	40	48	6	5	14	14	0	1	5	.167	4.50
Harper, George B. "George" "Skirts" 94PhiN 96BroN																		
8/17/66	Milwaukee, Wis.	12/11/31	R	R	5'10	165	28	172.1	234	20	14	88	46	0	10	14	.417	5.43
Hart, Robert Lee "Bob" 90StLA																		
5/16/66	Palmyra, Mo.	5/14/44	?	?	5'8	?	26	201.1	188	24	20	66	95	0	12	8	.600	3.67
Hart, William Franklin "Bill" "Bond Hill Billy" 86-87PhiA 92BroN 95PitN 96-97StLN 98PitN																		
7/19/65	Louisville, Ky.	9/19/36	?	R	5'10	163	186	1424.1	1599	171	146	647	383	5	59	109	.352	4.75
Harvey, Ervin King "Zaza" "Ervin" 00ChiN																		
1/5/79	Saratoga, Ca.	6/3/54	L	L	6'	190	1	4	3	0	0	1	0	0	0	0	—	0.00
Hastings, Charles Morton "Charlie" 93CleN 96-98PitN																		
11/11/70	Ironton, Ohio	8/3/34	?	?	5'11	179	67	451.1	534	45	36	176	115	0	18	29	.383	4.55
*Hatfield, Gilbert "Gil" "Colonel" 89NYN 90NYP 91WasA (See SS)																		
1/27/55	Hoboken, N.J.	5/26/21	R	R	5'9½	168	13	77.2	90	5	5	43	34	0	3	5	.375	5.56
*Hatfield, John Van Buskirk "John" 74MutNA (See OF)																		
7/20/47	?, New Jersey	2/20/09	?	?	5'10	165	3	8	11	0	0	0	0	0	0	1	.000	2.25
Hawke, William Victor "Bill" "Dick" 92-93StLN 93-94BaIN																		
4/28/70	Elsmere, Del.	2/11/02	R	R	5'8½	169	76	533.2	629	66	49	234	193	11	32	31	.508	4.98

Birth Date	Birth Place	Death Date	B	T	HGT	WGT	G	Inn	Hts	GS	CG	BB	SO	SH	W	L	Pct.	ERA
Hawley, Emerson Pink "Pink"	92-94StLN	95-97PitN	98-99CinN	00NYN	(See P)													
12/5/72	Beaver Dam, Wis.	9/19/38	L	R	5'10	185	367	2830.1	3106	321	280	933	818	11	160	165	.492	3.92
Hawley, Marvin Hiram "Scott"	94BosN																	
Unknown	Painesville, Ohio	4/28/04	?	?	?	?	1	7	10	1	1	7	1	0	0	1	.000	7.71
Hayner, Fred Ames "Fred"	90PitN																	
11/3/71	Janesville, Wis.	1/14/29	?	?	?	?	1	4	7	0	0	5	1	0	0	0	—	13.50
Healey, Thomas F. "Tom"	78ProN	78IndN																
?/~/53	Cranston, R.I.	2/6/91	?	R	?	?	14	113	125	13	12	20	20	0	6	7	.462	2.39
Healy, John J. "John" "Egyptian"	85-86StLN	87-88IndN	89WasN	89ChiN	90ToIA	91BaIA	92BaIN	92LouN										
10/27/66	Cairo, Ill.	3/16/99	R	R	6'2	158	227	1875	1920	222	208	599	822	9	78	136	.364	3.84
Heard, Charles "Charlie"	90PitN																	
1/30/72	Philadelphia, Pa.	2/20/45	R	R	6'2	190	6	44	75	6	5	32	13	0	0	6	.000	8.39
Hecker, Guy Jackson "Guy"	82-89LouA	90PitN	(See 1B)															
4/3/56	Youngsville, Pa.	12/3/38	R	R	6'	190	336	2924	2922	322	312	492	1110	15	175	146	.545	2.93
Heifer, Franklin "Frank" "Heck"	75BosNA	(See 1B)																
1/18/54	Reading, Pa.	8/29/93	?	?	5'10	175	2	2.1	6	0	0	0	0	0	0	0	—	15.43
Helmbold, Horace "Horace"	90PhiA																	
8/27/67	Philadelphia, Pa.	Unknown	?	?	?	?	1	7	17	1	1	6	3	0	0	1	.000	14.14
Hemming, George Earl "George" "Old Wax Figger"	90CleP	90BroP	91BroN	92CinN	92-94LouN	94-96BaIN	97LouN											
12/15/68	Carrolton, Ohio	6/3/30	R	R	5'11	170	204	1587.2	1795	168	156	691	362	7	91	82	.526	4.53
Henderson, James Harding "Hardie"	83PhiN	83-86BaIA	86-87BroA	88PitN														
10/31/62	Philadelphia, Pa.	2/6/03	R	R	?	200	210	1788.1	1800	206	197	522	930	4	81	121	.401	3.50
Henry, John Michael "John"	84CleN	85BaIA	86WasN	(See OF)														
9/2/63	Springfield, Mass.	6/11/39	?	L	?	?	18	140.2	152	18	18	54	73	1	4	14	.222	4.09
Herman, Arthur "Art"	96-97LouN																	
5/11/71	Louisville, Ky.	9/20/55	?	?	?	?	17	112.1	145	14	10	41	17	0	4	7	.364	5.37
Herring, Silas Clarke "Lefty"	99WasN																	
3/4/80	Philadelphia, Pa.	2/11/65	L	L	5'11	160	2	2	0	0	0	2	0	0	0	0	—	0.00
Hewitt, Charles Jacob "Jake" "Jakey"	95PitN																	
6/6/70	Maidsville, W. Va.	5/18/59	L	L	5'7	150	4	13	13	2	1	2	4	0	1	0	1.000	4.15
Hibbard, John Denison "John"	84ChiN																	
12/2/64	Chicago, Ill.	11/11/37	?	L	?	?	2	17	18	2	2	9	4	1	1	1	.500	2.65
Hickman, Charles Taylor "Charlie" "Piano Legs"	97-99BosN	(See 3B)																
3/4/76	Taylortown, Pa.	4/19/34	R	R	5'11½	215	19	107	84	12	8	58	23	3	7	2	.778	3.87
Hickman, Ernest P. "Ernie"	84KCU																	
?/~/56	E. St. Louis, Ill.	11/19/91	?	?	?	?	17	137.1	172	17	15	36	68	0	4	13	.235	4.52
*Hill, William Cicero "Bill" "Still Bill"	96-97LouN	98CinN	99CleN	99BaIN	99BroN													
8/2/74	Chattanooga, Tenn.	1/28/38	L	L	6'1	185	124	925	994	115	92	406	280	3	36	69	.343	4.16
Hilsey, Charles T. "Charlie"	83PhiN	84PhiA																
3/23/64	Philadelphia, Pa.	10/31/18	?	?	5'7	180	6	53	65	6	6	9	18	0	2	4	.333	5.09

PITCHER REGISTER

Birth Date	Birth Place	Death Date	B	T	HGT	WGT	G	Inn	Hts	GS	CG	BB	SO	SH	W	L	Pct.	ERA	
Hines, Paul A. "Paul"	84ProN	(See OF)																	
3/1/52	Washington, D.C.	7/1035	R	R	5'9	173	1	1	3	0	0	0	0	0	0	0	—	0.00	
Hodnett, Charles "Charlie"	83StLA 84StLU																		
?/?/61	?, Iowa	4/25/90	?	?	?	?	18	153	149	18	15	23	47	1	14	4	.778	1.88	
Hodson, George S. "George"	b. Hodgdon 94BosN 95PhiN																		
6/?/70	?, Pennsylvania	1/9/24	?	R	5'7	150	16	91	130	13	9	44	18	0	5	6	.455	6.53	
Hoffer, William Leopold "Bill" "Chick" "Wizard"	95-98BalN 98-99PitN																		
11/8/70	Cedar Rapids, Iowa	7/21/59	R	R	5'9	163	145	1155.1	1220	132	115	428	295	10	89	38	.701	3.68	
Hoffman, Frank J. "Frank" "Peachblow" "The Texas Wonder"	88KCA																		
?/?/65	?, Mississippi	Unknown	?	R	5'9½	163	12	104	102	12	12	42	38	0	3	9	.250	2.77	
Hofford, John William "John"	85-86PitA																		
5/25/63	Philadelphia, Pa.	12/16/15	?	?	?	?	12	106	116	12	12	49	46	0	3	9	.250	4.16	
Hogan, Robert Edward "Eddie"	82StLA																		
4/6/62	St. Louis, Mo.	1/22/32	?	?	?	?	1	8	10	1	1	0	4	0	0	1	.000	1.13	
Holliday, James Wear "Bug"	92CinN 96CinN	(See OF)																	
2/8/67	St. Louis, Mo.	2/15/10	R	R	5'11	151	2	5	17	0	0	3	0	0	0	0	—	9.00	
Hollison, John Henry "John" "Swede"	92ChiN																		
5/3/70	Chicago, Ill.	8/19/69	R	L	5'8	162	1	4	1	0	0	0	2	0	0	0	—	2.25	
Holmes, James William "Ducky"	95-96LouN	(See OF)																	
1/28/69	Des Moines, Iowa	8/6/32	L	R	5'6	170	4	26	42	2	1	12	3	0	1	1	.500	6.58	
Hopper, Clarence Franklin "Lefty"	98BroN																		
5/27/75	Jersey, City, N.J.	9/27/59	?	L	6'	?	2	11	14	2	2	5	5	0	0	2	.000	4.91	
Horan, Patrick J. "John"	84Chi-PitU																		
?/?/63	?, Ireland	Unknown	?	?	5'10½	160	13	98	94	10	9	24	55	0	3	6	.333	3.49	
Horner, William Frank "Jack"	94BalN																		
9/21/63	Baltimore, Md.	7/14/10	R	?	?	?	2	11	15	1	1	7	2	0	0	1	.000	9.00	
Hornung, Michael Joseph "Joe" "Ubbo Ubbo"	1880BufN	(See OF)																	
6/12/57	Carthage, N.Y.	10/30/31	R	R	5'8½	164	1	3	2	0	0	1	0	0	0	0	—	6.00	
Horton, Elmer E. "Elmer" "Herky Jerky"	96PitN 98BroN																		
9/4/69	Hamilton, Ohio	8/12/20	?	?	?	?	3	24	38	3	3	15	3	0	0	3	.000	9.75	
Householder, Charles F. "Charlie"	84Chi-PitU	(See 3B)																	
?/?/56	Harrisburg, Pa.	12/26/08	R	R	5'7	150	2	3	4	0	0	0	3	0	0	0	—	3.00	
Houseman, William H. "Bill"	86BaLA																		
?/?/59	Baltimore, Md.	Unknown	?	?	?	?	1	8	6	1	1	1	5	0	0	1	.000	3.38	
Howell, Harry Taylor "Harry" "Handsome Harry"	98BroN 99BalN 00BroN																		
11/14/76	?, New Jersey	5/22/56	R	R	5'7	170	51	337.2	394	37	30	116	86	2	21	13	.618	3.92	
Hudson, Nathaniel P. "Nat"	86-89StLA	(See P)																	
1/12/59	Chicago, Ill.	3/14/28	R	R	?	?	86	694.1	669	78	72	156	258	5	48	26	.649	3.08	
*Hughes, James Jay "Jay" "Jimmy"	98BalN 99BroN	(See P)																	
1/22/74	Sacramento, Ca.	6/2/24	R	R	?	?	185	73	592.1	518	70	61	219	180	8	51	18	.739	2.95

Birth Date	Birth Place	Death Date	B	T	HGT	WGT	G	Inn	Hts	GS	CG	BB	SO	SH	W	L	Pct.	ERA
*Hughes, Michael J. "Mickey"			88-89BroA	90BroN	90PhiA													
10/25/66	New York, N.Y.	4/10/31	?	R	5'8	165	75	623.2	594	70	63	235	250	2	39	28	.582	3.22
Hughes, Thomas James "Tom" "Long Tom"			00ChiN															
11/29/78	Chicago, Ill.	2/8/56	R	R	6'1	175	3	21	31	3	3	7	12	0	1	1	.500	5.14
Hughes, William R. "Bill"			85PhiA															
11/25/66	Bladinsville, Ill.	8/25/43	L	L	?	?	2	16.2	18	2	2	10	4	0	0	2	.000	4.86
Hughey, James Ulysses "Jim" "Coldwater Jim" "Warm Up Jim"			91MilA	93ChiN	96-97PitN	98StLN	99CleN	00StLN										
3/8/69	Wakashma, Mich.	3/29/45	?	R	6'	?	145	1007.2	1271	113	100	317	250	0	29	80	.266	4.87
Hunter, Robert Lemuel "Lem"			83CleN															
1/16/63	Warren, Ohio	11/9/56	?	?	?	?	1	6.1	10	0	0	2	4	0	0	0	—	1.42
Husted, William J. "Bill"			90PhiP															
10/11/66	Gloucester, N.J.	5/17/41	?	?	?	?	18	129	148	17	12	67	33	0	5	10	.333	4.88
Husting, Berthold Juneau "Pete" "Bert"			00PitN															
3/678	Fond Du Lac, Wis.	9/3/48	R	R	5'10½	185	2	8	10	0	0	5	7	0	0	0	—	5.63
Hutchison, William Forrest "Bill" "Wild Bill" (aka Hutchinson)			84KCU	89-95ChiN	97StLN													
12/17/59	New Haven, Conn.	3/19/26	R	R	5'9	175	376	3079.1	3124	346	321	1132	1235	21	183	163	.529	3.59
Hyndman, James Harvey "Jim"			86PhiA															
7/9/66	Hamilton, Ont. Can.	1/16/34	?	?	?	?	1	2	5	1	0	5	1	0	0	1	.000	27.00
Inks, Albert John "Bert" b. Inkstein			91-92Bro	92WasN	94BalN	94-95LouN	96PhiN	96CinN	(See P)									
1/27/71	Ligonier, Ind.	10/3/41	L	L	6'3	175	89	603.2	780	77	59	266	167	2	27	46	.370	5.52
*Irwin, Arthur Albert "Arthur" "Doc"			84ProN	89WasN	(See SS)													
2/14/58	Toronto, Ont. Can.	7/16/21	L	R	5'8½	158	2	4	6	0	0	1	0	0	0	0	.000	2.25
Irwin, William Franklin "Bill" "Phil"			86CinA															
9/16/59	Neville, Ohio	8/7/33	R	R	6'	195	2	17	18	2	2	8	6	0	0	2	.000	5.82
Isbell, William Frank "Frank" "Izzy" "Bald Eagle"			98ChiN															
8/21/75	Delevan, N.Y.	7/15/41	L	R	5'11	190	13	81	86	9	7	42	16	0	4	7	.364	3.56
Johnson, Abraham "Abe"			93ChiN															
Unknown	Chicago, Ill.	Unknown	?	?	?	?	1	1	2	0	0	2	0	0	0	0	—	36.00
Johnson, John Godfred "Youngy"			97PhiN	99NYN														
7/22/77	San Francisco, Ca.	8/28/36	?	R	?	?	6	31	39	2	1	14	8	0	1	2	.333	4.35
Johnson, John Louis "Lou" b. Mercer			94PhiN															
11/18/69	Petkin, Ill.	1/28/41	?	L	5'10	165	4	32.2	44	3	2	15	10	0	1	1	.500	6.06
Jones, Albert Edward "Bert" "Cowboy" "Bronco"			98CleN	99-00StLN														
8/23/74	Golden, Colo.	2/9/58	L	L	5'11	160	60	450	521	57	45	133	122	3	23	28	.451	3.46
Jones, Alexander "Alex"			89PitN	92LouN	92WasN	94PhiN												
12/25/69	Pittsburgh, Pa.	4/4/41	L	L	5'6	135	24	192.1	199	24	18	77	63	1	7	14	.333	3.32
Jones, Charles Leander "Bumpus"			92-93CinN	93NYN														
1/1/70	Cedarville, Ohio	6/25/38	R	R	?	?	8	41.2	42	7	3	37	10	9	2	4	.333	7.99
Jones, Charles Wesley "Charley" "Baby" b. Benjamin Wesley Rippay			87NYA	(See OF)														
4/30/50	Alamance Co., N.C.	Unknown	R	R	5'11½	202	2	3	6	0	0	4	0	0	0	0	—	3.00

PITCHER REGISTER

Birth Date	Birth Place	Death Date	B	T	HGT	WGT	G	Inn	Hts	GS	CG	BB	SO	SH	W	L	Pct.	ERA
Jones, Daniel Albion "Jack" "Jumping Jack"	83DetN	83PhiA																
10/23/60	Litchfield, Conn.	10/1936	?	R	?	?	19	157.2	161	19	16	25	61	1	11	7	.611	3.14
Jones, Henry "Henry" "Baldy"	90PitN																	
Unknown	Pittsburgh, Pa.	Unknown	?	?	?	150	5	31	35	4	2	14	13	0	2	1	.667	3.48
Jones, James Tilford "Jim" "Sheriff"	97LouN																	
12/25/76	London, Ky.	5/6/53	R	R	5'10	162	1	6.2	19	0	0	5	0	0	0	0	—	18.90
Jones, Michael "Mickey" "Mike"	90LouA																	
7/6/65	Hamilton, Ont. Can.	3/24/94	L	L	5'11½	168	3	22	21	3	2	9	6	0	2	0	1.000	3.27
Jordan, Charles T. "Charlie" "Kid"	96PhiN																	
10/4/71	Philadelphia, Pa.	6/1/28	?	?	?	?	2	4.2	9	0	0	2	3	0	0	0	—	7.71
Jordan, Harry J. "Harry"	94-95PitN																	
2/14/73	Pittsburgh, Pa.	3/1/20	?	?	?	?	3	26	34	3	3	8	5	0	1	2	.333	4.15
Katoll, John "Jack" "Big Jack" "Coat Tail"	98-99ChiN																	
6/24/72	?, Germany	6/18/55	R	R	6'2	207	4	29	25	3	3	5	4	0	1	2	.333	4.03
Keas, Edward James "Ed"	88CleA																	
2/2/63	Dubuque, Iowa	1/12/40	?	?	?	?	6	51	53	6	6	12	18	0	3	3	.500	2.29
Keating, Robert Edward "Ed" "Bob"	87BalA																	
9/22/62	Springfield, Mass.	1/19/22	L	L	6'4	190	1	9	16	1	1	6	0	0	0	1	.000	11.00
Keefe, George W. "George"	86-89WasN	90BufP	91WasA															
1/7/67	Washington, D.C.	8/24/35	L	L	5'9	168	78	616.1	721	72	68	360	213	1	20	48	.294	5.05
Keefe, John Thomas "John"	90SyrA																	
5/5/67	Fitchburg, Mass.	8/9/37	?	L	?	?	43	352.1	355	41	36	148	120	2	17	24	.415	4.32
Keefe, Timothy John "Tim" "Sir Timothy"	80-82TroN	83-84NYA	85-89NYN	90NYP	91NYN	91-93PhiN	(See P)											
1/1/57	Cambridge, Mass.	4/23/33	R	R	5'10½	185	600	5049.2	4438	594	554	1233	2564	39	342	225	.603	2.63
Keenan, Harry Leon "Kid"	91CinA																	
?/~/75	Louisville, Ky.	6/11/03	?	R	?	?	1	8	6	1	1	4	5	0	0	1	.000	0.00
Keenan, James William "Jim"	84IndA	85-86CinA	(See C)															
2/10/58	New Haven, Conn.	9/21/26	R	R	5'10	186	4	19	17	0	0	4	2	0	0	1	.000	2.37
Keener, Joshua Harry "Harry" "Josh" "Beans"	96PhiN																	
9/?/69	Easton, Pa.	3/5/12	?	L	?	?	16	113.1	144	13	11	39	28	0	3	11	.214	5.88
Keffer, Charles Franklin "Frank"	90SyrA																	
7/?/65	Lancaster, Pa.	Unknown	?	?	?	?	2	16	15	1	1	9	4	0	1	1	.500	5.63
Kelb, George Francis "George" "Pugger"	98CleN																	
7/17/70	Toledo, Ohio	10/20/36	L	L	?	?	3	16.1	23	1	1	1	8	0	0	1	.000	4.41
Kelly, Michael Joseph "Mike" "King"	80ChiN	83-84ChiN	87BosN	90BosP	91CinA	92BosN	(See OF)											
12/31/57	Troy, N.Y.	11/8/94	R	R	5'10	170	12	45.2	63	0	0	30	4	0	1	1	.500	4.14
Kennedy, Theodore A. "Ted"	85ChiN	86PhiA	86LouA															
2/7/65	Henry, Ill.	10/28/07	L	R	5'8	178	33	283.1	340	32	31	109	118	0	12	21	.364	4.32
Kennedy, William Park "Bill" "Roaring Bill" "Brickyard"	92-00BroN	(See P)																
10/7/67	Bellaire, Ohio	9/23/15	R	R	5'11	160	368	2780.2	3018	325	274	1106	723	11	174	144	.547	4.01

Birth Date	Birth Place	Death Date	B	T	HGT	WGT	G	Inn	Hts	GS	CG	BB	SO	SH	W	L	Pct.	ERA
Kent, Edward C. "Ed"	84Tola																	
9/?/59	?, New York	Unknown	R	R	5'6½	152	1	9	14	1	1	3	4	0	0	1	.000	6.00
Kiley, John Frederick "John"	91BosN																	
7/1/59	Dedham, Mass.	12/18/40	L	L	5'7	147	1	8	13	1	1	5	1	0	0	1	.000	6.75
Killeen, Henry "Henry"	91CleN																	
5/8/72	Troy, N.Y.	10/16/16	?	?	5'9	150	1	8.2	11	1	1	4	3	0	0	1	.000	6.23
Killen, Frank Bissell "Frank" "Lefty"	91MilA 92WasN 93-98PitN 98-99WasN 99BosN 00ChiN																	
11/30/70	Pittsburgh, Pa.	12/3/39	L	L	6'1	200	321	2511.1	2730	300	253	822	725	13	164	131	.556	3.78
*Kilroy, Matthew Aloysius "Matt" "Matches"	86-89BalA 90BosP 91CinA 92WasN 93-94LouN 98ChiP																	
6/21/66	Philadelphia, Pa.	3/2/40	L	L	5'9	175	303	2435.2	2445	292	264	754	1170	19	141	133	.515	3.47
*Kilroy, Michael Joseph "Mike"	88BalA 91PhiN																	
11/4/72	Philadelphia, Pa.	10/2/60	R	R	5'11	188	4	19	27	2	1	9	4	0	0	3	.000	9.00
Kimber, Samuel Jackson "Sam"	84BroA 85ProN																	
10/29/52	Philadelphia, Pa.	11/7/25	R	R	5'10½	165	42	369.1	379	42	42	77	126	4	18	21	.462	3.97
King, Charles Frederick "Silver" b. Koenig	86KCN 87-89StLA 90ChiP 91PitN 92-93NYN 93CinN 96-97WasN																	
1/11/68	St. Louis, Mo.	5/19/38	R	R	6'	170	397	3180.2	3098	370	328	967	1222	19	203	153	.570	3.18
Kirby, John F. "John" "Jack"	84KCU 85-86StLN 87IndN 87CleA 88KCA																	
1/13/65	St. Louis, Mo.	10/6/31	?	R	5'8	172	75	611.1	640	75	68	258	299	1	18	50	.265	4.09
Kissinger, William Francis "Bill" "Shang"	95BalN 95-97StLN (See P)																	
8/15/71	Dayton, Ky.	4/20/29	R	R	5'11	185	53	319.1	500	32	23	123	61	0	7	25	.219	6.99
Kitson, Frank R. "Frank" "Kitty"	98-99BalN 00BroN (See P)																	
9/11/69	Hopkins, Mich.	4/14/30	L	R	5'11	165	97	699.1	733	80	68	156	162	5	45	34	.570	3.37
Kittridge, Malachi Jeddiah "Mal" "Jed"	96ChiN (See C)																	
10/12/69	Clinton, Mass.	6/23/28	R	R	5'7	170	1	1.2	2	0	0	1	0	0	0	0	—	5.40
*Kling, William "Bill"	91PhiN 92BalN 95LouN																	
1/14/67	Kansas City, Mo.	8/26/34	L	R	6'	190	15	87	108	9	4	40	33	0	4	4	.500	5.17
Klobedanz, Frederick Augustus "Fred" "Duke" "Scab"	96-99BosN (See P)																	
6/13/71	Waterbury, Conn.	4/12/40	L	L	5'11	190	88	694	733	84	68	264	177	2	52	25	.675	4.15
Knauss, Frank H. "Frank"	90ColA 91CleN 92CinN 94CleN 95NYN																	
10/?/68	Cleveland, Ohio	Unknown	L	L	5'10	170	44	313.1	258	40	30	135	159	3	17	16	.515	3.30
Knell, Philip Louis "Phil"	88PitN 90PhiP 91ColA 92WasN 92PhiN 94PitN 94-95LouN 95CleN																	
3/12/65	Mill Valley, Ca.	6/5/44	R	L	5'7½	154	192	1452.1	1478	163	141	705	575	8	79	90	.467	4.05
Knepper, Charles "Charlie"	99CleN																	
2/18/71	Anderson, Ind.	2/6/46	R	R	6'2	202	27	219.2	307	26	26	77	43	0	4	22	.154	5.78
Knight, Alonzo P. "Lon"	75AthNA 76PhiN 84-85PhiA 85ProN (See OF)																	
6/16/53	Philadelphia, Pa.	4/23/32	R	R	5'11	165	51	412	529	46	40	56	31	0	16	28	.364	2.77
Knight, George Henry "George"	75NHNA																	
11/24/55	Lakeville, Conn.	10/4/12	?	?	?	?	1	9	12	1	1	0	0	0	1	0	1.000	3.00
Knight, Joseph William "Joe" "Quiet Joe"	84PhiN (See OF)																	
9/28/59	Port Stanley, Ont., Can.	10/16/38	L	L	5'11½	185	6	51	66	6	6	21	8	0	2	4	.333	5.47

PITCHER REGISTER

Birth Date	Birth Place	Death Date	B	T	HGT	WGT	G	Inn	Hts	GS	CG	BB	SO	SH	W	L	Pct.	ERA
Knouff, Edward "Ed" "Fred" 85PhiA 86-87BalA 87-88StLA 88CleA 89PhiA																		
6/?/68	Philadelphia, Pa.	9/14/00	R	R	?	160	44	343	335	43	37	175	128	1	20	20	.500	4.17
Kolb, Edward William "Eddie" 99CleN																		
7/20/80	Cincinnati, Ohio	10/1/49	R	R	?	?	1	8	18	1	1	5	1	0	0	1	.000	10.13
Korwan, James "Jim" "Long Jim" 94BroN 97ChiN																		
3/4/74	Brooklyn, N.Y.	7/24/99	R	L	6'1	181	6	39	56	4	3	33	14	0	1	2	.333	6.92
Kostal, Joseph William "Joe" "Cudgey" 96LouN																		
3/17/76	Chicago, Ill.	10/17/33	R	R	5'6	130	2	2	4	0	0	0	0	0	0	0	—	0.00
Kreeger, Frank "Frank" 84KCU																		
Unknown	Unknown	7/14/99	?	?	?	?	1	7	9	1	0	5	3	0	0	1	.000	0.00
Krock, August H. "Gus" 88-89ChiN 89IndN 89WasN 90BufP																		
5/9/66	Milwaukee, Wis.	3/22/05	R	R	6'	196	60	505.1	537	59	56	110	209	4	32	26	.552	3.49
Krumm, Albert "Al" 89PitN																		
1/13/65	Pittsburgh, Pa.	6/15/37	?	R	?	?	1	9	8	1	1	10	4	0	0	1	.000	10.00
Lackey, William D. "Bill" 90PhiA																		
Unknown	Columbus, Ohio	Unknown	?	?	?	?	1	2	1	0	0	3	1	0	0	0	—	9.00
Ladew, Stephen F. "Steve" 89KCA																		
?/?/63	St. Louis, Mo.	Unknown	?	?	?	?	1	2	1	0	0	3	0	0	0	0	—	4.50
Lafferty, Frank Bernard "Flip" 76PhiN (See OF)																		
5/4/54	Scranton, Pa.	2/8/10	?	R	?	?	1	9	5	1	1	0	0	0	0	1	.000	0.00
Lampe, Henry Joseph "Henry" 94BosN 95PhiN																		
9/19/72	Boston, Mass.	9/16/36	R	L	5'11½	175	9	49.1	85	4	2	40	19	0	0	3	.000	8.03
Landis, Samuel H. "Doc" 82PhiA 82BalA																		
8/16/54	Philadelphia, Pa.	Unknown	R	?	5'11	172	44	360	432	42	37	47	75	0	12	29	.293	3.38
Larkin, Frank S. "Terry" 76NYN 77HarN 78-79ChiN 80TroN (84VirA)																		
?/?/56	Brooklyn, N.Y.	9/16/94	R	R	?	?	176	1567.1	1627	176	172	124	406	9	89	80	.527	2.43
Lauer, John Charles "Chuck" 84PitA (See OF)																		
4/5/65	Pittsburgh, Pa.	5/14/15	R	R	?	?	3	19	23	3	2	9	8	0	0	2	.000	7.58
Lawson, Alfred William "Al" 90BosN 90PitN																		
3/24/69	London, England	11/29/54	R	R	5'11	161	3	19	27	3	2	14	3	0	0	3	.000	6.63
Leary, John J. "Jack" 80BosN 81DetN 82PitA 82BalA 84AltU 84Chi-PitU (See SS)																		
7/?/57	New Haven, Conn.	Unknown	?	L	5'11	186	14	94.2	123	12	8	20	23	0	3	9	.250	4.56
Lee, Thomas Frank "Tom" 84ChiN 84BalU																		
6/8/62	Philadelphia, Pa.	3/4/86	?	?	?	?	20	167.1	176	19	17	44	95	0	6	12	.333	3.50
Leever, Samuel "Sam" "Deacon" "The Goshen Schoolmaster" 98-00PitN																		
12/23/71	Goshen, Ohio	5/19/53	R	R	5'11	178	86	644.2	615	71	62	175	220	7	37	36	.507	2.97
Leiper, John Henry Thomas "Jack" 91ColA																		
12/23/67	Chester, Pa.	8/23/60	L	L	5'11	?	6	45	41	5	4	39	19	0	2	2	.500	5.40
Leith, William "Bill" "Shady Bill" 99WasN																		
5/31/73	Matteawan, N.Y.	7/16/40	?	R	6'1	208	1	2	4	0	0	2	1	0	0	0	—	18.00

Birth Date	Birth Place	Death Date	B	T	HGT	WGT	G	Inn	Hts	GS	CG	BB	SO	SH	W	L	Pct.	ERA
Leitner, George Aloysius "Doc" 87IndN																		
9/14/65	Piermont, N.Y.	5/18/37	R	R	5'11½	185	8	65	69	8	8	41	27	0	2	6	.250	5.68
Lewis, ? 90BufP																		
Unknown	Brooklyn, N.Y.	Unknown	?	?	?	?	1	3	13	1	0	7	1	0	0	1	.000	60.00
Lewis, Edward Morgan "Ted" "Parson" 96-00BosN																		
12/25/72	Machynlleth, Wales	5/23/36	R	R	5'10½	158	144	1088.2	1080	119	105	420	275	6	78	47	.624	3.53
Lillie, James J. "Jim" "Grasshopper" b. Lilly 83-84BufN 86KCN (See OF)																		
7/27/61	New Haven, Conn.	11/9/90	R	?	?	?	6	31	46	1	0	8	8	0	0	2	.000	4.65
Lincoln, Ezra Perry "Ezra" 90CleN 90SyrA																		
11/17/68	Raynham, Mass.	5/7/51	L	L	5'11	160	18	138	190	18	15	57	28	0	3	14	.176	5.28
Lipp, Thomas Charles "Tom" b. Lieb 97PhiN																		
6/4/70	Baltimore, Md.	5/30/32	?	?	5'11½	170	1	3	8	1	0	2	1	0	0	1	.000	15.00
Lochhead, Robert Henry "Harry" 99CleN (See SS)																		
3/29/76	Stockton, Ca.	8/22/09	R	R	5'11	172	1	3.2	4	0	0	2	0	0	0	0	—	0.00
Lockwood, Milo Hathaway "Milo" 84WasU																		
4/7/58	Solon, Ohio	10/9/97	?	?	5'10	160	11	67.2	99	10	6	15	48	0	1	9	.100	7.45
Lovett, Leonard Walker "Len" 73ResNA (See OF)																		
7/17/52	Lancaster Co, Pa.	11/18/22	R	R	?	?	1	9	22	1	1	1	1	0	0	1	.000	7.00
Lovett, Thomas Joseph "Tom" 85PhiA 89BroA 90-91BroN 93BroN 94BosN																		
12/7/63	Providence, R.I.	3/19/28	R	?	5'8	162	162	1305.1	1341	149	132	444	439	9	88	59	.599	3.94
Lowe, Robert Lincoln "Link" 91BosN (See 2B)																		
7/10/68	Pittsburgh, Pa.	12/8/51	R	R	5'10	150	1	1	3	0	0	1	0	0	0	0	—	9.00
Luby, John Perkins "Jack" 90-92ChiN 95LouN (See P)																		
6/?/69	Charleston, S.C.	4/24/99	?	R	6'	185	106	797.1	810	88	73	311	215	1	40	41	.494	3.88
Lucid, Cornelius Cecil "Con" 93LouN 94-95BroN 95-96PhiN 97StLN																		
2/24/74	Dublin, Ireland	6/25/31	?	?	5'7	170	54	375	482	50	36	204	65	3	23	23	.500	6.02
Luff, Henry T. "Henry" 75NHNA																		
9/14/56	Philadelphia, Pa.	10/11/16	?	?	5'11	175	10	68.2	98	7	5	3	5	0	1	6	.167	3.28
Lukens, Albert Prince "Al" b. Hall 94PhiN																		
11/?/69	Wheeling, West Va.	Unknown	?	R	5'9	168	3	15	26	2	1	10	0	0	0	1	.000	10.20
Lynch, John H. "Jack" 81BufN 83-87NYA 90BroA																		
2/5/57	New York, N.Y.	4/20/23	R	R	5'8	185	221	1924.1	2048	216	214	295	859	8	110	105	.512	3.69
Lynch, Thomas S. "Tom" 84ChiN																		
?/?/63	Peru, Ill.	5/13/03	L	?	5'11	175	1	7	7	1	0	3	2	0	0	0	—	2.57
Lyons, Harry P. "Harry" 90RocA (See OF)																		
3/25/66	Chester, Pa.	6/30/12	R	R	5'10½	157	1	3.2	8	0	0	1	2	0	0	0	—	12.27
Lyons, Thomas A. "Toby" 90SyrA																		
3/27/69	Cambridge, Mass.	8/27/20	?	?	?	?	3	22.1	40	3	2	21	6	0	0	2	—	10.48
Lyston, John Michael "John" 91ColA 94CleN																		
5/28/67	Baltimore, Md.	10/29/09	R	R	5'11	185	2	9.2	15	2	1	10	1	0	0	1	.000	10.24

PITCHER REGISTER

Birth Date	Birth Place	Death Date	B	T	HGT	WGT	G	Inn	Hts	GS	CG	BB	SO	SH	W	L	Pct.	ERA
MacArthur, Malcolm "Mac" 84IndA																		
1/19/62	Glasgow, Scotland	10/18/32	?	R	5'9½	164	6	52	57	6	6	21	19	0	1	5	.167	5.02
Mace, Harry L. "Jimmy" 91WasA																		
?/?/70	Washington, D.C.	4/26/30	?	?	5'11	185	3	16	18	1	1	8	3	0	0	1	.000	7.31
Mack, Dennis Joseph "Denny" b. McGee 71RokNA (See SS)																		
?/?/51	Easton, Pa.	4/10/88	R	R	5'7	164	3	13	20	1	1	3	1	0	0	1	.000	3.46
Macullar, James F. "Jimmy" "Little Mac" 85-86BalA (See SS)																		
1/16/55	Boston, Mass.	4/8/24	R	L	5'6	155	2	3	4	0	0	0	1	0	0	0	—	6.00
Madden, Michael Joseph "Kid" 87-89BosN 90BosP 91BosA 91BalA (See P)																		
10/22/66	Portland, Me.	3/16/96	L	L	5'7½	130	122	958	987	109	87	336	284	7	55	50	.524	3.92
Madigan, William J. "Tony" "Tice" 86WasN																		
7/18/68	Washington, D.C.	12/4/54	?	R	5'5½	126	14	114.2	154	13	13	44	29	0	1	13	.071	4.87
Magee, William J. "Bill" "Bruin" 97-99LouN 99PhiN 99WasN																		
7/6/75	New Brunswick, Can.	Unknown	L	R	5'10	154	89	633.2	707	75	59	316	127	5	27	43	.386	4.99
Mahaffey, Louis Wood "Lou" 98LouN																		
1/3/74	Madison, Wis.	10/26/49	R	?	5'9	170	1	9	10	1	1	5	1	0	0	1	.000	3.00
Mahoney, George W. "Mike" "Big Mike" 97BosN																		
12/5/73	Boston, Mass.	1/3/40	R	?	6'4	200	1	1	3	0	0	1	1	0	0	0	—	18.00
Mains, Willard Eben "Willard" "Grasshopper" 88ChiN 91CinA 91MilA 96BosN																		
7/7/68	N. Windham, Me.	5/23/23	?	R	6'2	190	42	267.2	261	32	24	154	96	0	16	17	.485	3.53
Malarkey, John S. "John" "King Mull" "Liz" 94-96WasN 99ChiN																		
5/4/72	Springfield, Ohio	10/29/49	?	R	5'11	155	27	142.2	205	13	9	73	42	0	2	11	.154	5.87
Malone, Martin "Martin" 72EckNA																		
Unknown	Unknown	Unknown	?	?	?	?	2	18	51	2	2	0	4	0	0	2	.000	10.50
Manning, John E. "Jack" 74BalNA 75BosNA 76BosN 77CinN 78BosN (See OF)																		
12/20/53	Braintree, Mass.	8/15/29	R	R	5'8½	158	96	573.1	694	63	41	69	77	1	39	27	.591	2.81
* Mansell, Thomas E. "Tom" "Brick" 83DetN (See OF)																		
1/1/55	Auburn, N.Y.	10/6/34	L	R	5'8	160	1	6.2	21	0	0	5	3	0	0	0	—	18.90
Mars, Edward M. "Ed" 90SyrA																		
12/4/66	Chicago, Ill.	12/9/41	?	?	5'9	166	16	121.1	132	14	14	49	59	0	9	5	.643	4.67
Martin, Alphonse Case "Fahney" 72TroNA 72EckNA 73MutNA (See 2B)																		
8/4/45	New York, N.Y.	5/24/33	?	?	5'7	148	24	156.1	263	13	10	17	6	0	3	10	.231	4.03
Mason, Charles E. "Charlie" 75WasNA (See OF)																		
6/25/53	New Orleans, La.	10/21/36	R	R	?	175	1	2	3	0	0	1	0	0	0	0	—	4.50
Mason, Ernest "Ernie" 94StLN																		
Unknown	New Orleans, La.	7/30/04	?	?	6'1	150	4	22.2	34	2	2	10	3	0	0	3	.000	7.15
Mathews, Robert T. "Bobby" 71KekNA 72BalNA 73-75MutNA 76NYN 77CinN 79ProN 81ProN 81-82BosN 83-87PhiA (See P)																		
11/21/51	Baltimore, Md.	4/17/98	R	R	5'5½	140	578	4956	5601	568	525	532	1528	20	297	248	.545	2.86
* Mathewson, Christopher "Christy" "Matty" 00NYN																		
8/12/80	Factoryville, Pa.	10/7/25	R	R	6'1½	195	6	33.2	37	1	1	20	15	0	0	3	.000	5.08

Birth Date	Birth Place	Death Date	B	T	HGT	WGT	G	Inn	Hts	GS	CG	BB	SO	SH	W	L	Pct.	ERA
Matteson, Clifford Virgil "C.V." 84StLU																		
11/24/61	Seville, Ohio	12/18/31	?	?	?	?	1	6	9	1	0	3	3	0	1	0	1.000	9.00
Mattimore, Michael Joseph "Mike" 87NYN 88-89PhiA 89KCA 90BroA (See OF)																		
??/59	Renova, Pa.	4/28/31	L	L	5'8½	160	58	490.2	515	51	50	184	132	5	26	27	.491	3.83
Mauck, Alfred Maris "Al" 93ChiN																		
3/6/69	Princeton, Ind.	4/27/21	R	R	5'11	185	23	143	168	18	12	60	23	1	8	10	.444	4.41
Maul, Albert Joseph "Al" "Smiling Al" "Berry" 84PhiU 87PhiN 88-89PitN 90PitP 91PitN 93-97WasN 97-98BalN 99BroN 00PhiN (See P)																		
10/9/65	Philadelphia, Pa.	5/3/58	R	R	6'	175	184	1412.2	1659	164	141	510	341	4	84	77	.522	4.34
Maupin, Harry Carr "Harry" 98StL 99CleN																		
7/11/72	Wellsville, Mo.	8/25/52	?	R	5'7	150	7	43	77	5	4	10	6	0	0	5	.000	9.63
Mays, Albert C. "Al" 85LouA 86-87NYA 88BroA 89-90CoLA																		
5/17/65	Canal Dover, Ohio	5/7/05	R	R	?	?	150	1251	1341	147	137	415	469	3	53	89	.373	3.91
McAllister, Lewis William "Sport" "Texas Jack" 96-99CleN (See OF)																		
7/23/74	Austin, Miss.	7/17/62	B	R	5'11	180	17	113.1	140	11	10	44	21	0	4	7	.364	5.32
McBride, James Dickson "Dick" 71-75AthNA 76BosN																		
??/45	Philadelphia, Pa.	10/10/16	?	R	5'9	150	237	2082	2420	237	227	174	150	10	149	78	.656	2.71
McBride, Peter William "Pete" "Manhattan" 98CleN 99StLN																		
7/9/75	Adams, Mass.	7/3/44	R	R	5'10	170	12	71	74	7	5	44	32	0	2	5	.286	4.31
McCaffery, William T. "Bill" 85CinA																		
??/64	Baltimore, Md.	9/9/27	?	?	?	?	1	9	13	1	1	2	2	0	1	0	1.000	6.00
McCarthy, Thomas Francis Michael "Tommy" 84BosU 86PhiN 88-89StLA 91StLA 94BosN (See OF)																		
7/24/63	Boston, Mass.	8/5/22	R	R	5'7	170	13	70.1	85	7	5	26	21	0	0	8	.000	4.99
McCarty, John A. "John" (aka McCarthy) 89KCA																		
??/67	Independence, Mo.	Unknown	?	R	?	?	15	119.2	147	14	13	61	36	0	8	6	.571	3.91
McCauley, Allen A. "Al" 84IndA (See 1B)																		
3/4/63	Indianapolis, Ind.	8/24/17	L	L	6'	180	10	76	87	9	9	25	34	0	2	7	.222	5.09
McCormick, James "Jim" 78IndN 79-84CleN 84CinU 85ProN 85-86ChiN 87PitN																		
11/3/56	Glasgow, Scotland	3/10/18	R	R	5'10½	215	492	4275.2	4092	485	466	749	1704	33	265	214	.553	2.43
McCormick, John "Jerry" 84PhiU (See 3B)																		
Unknown	Philadelphia, Pa.	9/19/05	?	?	?	?	1	2	5	0	0	0	3	0	0	0	—	9.00
McCormick, Patrick Henry "Harry" 79SyrN 81WorN 82-83CinA																		
10/25/55	Syracuse, N.Y.	8/8/89	R	R	5'9	155	103	884	922	103	96	115	157	10	41	48	.414	2.66
McCreery, Thomas Livingston "Tom" 95-96LouN 00PitN (See OF)																		
10/19/74	Beaver, Pa.	7/3/41	B	R	5'11	180	10	52.2	58	5	3	44	14	1	3	2	.600	6.32
McCullough, Charles F. "Charlie" "The Tammany Tiger" 90BroA 90SyrA																		
??/66	Dublin, Ireland	4/13/98	?	R	6'1	185	29	241.2	276	28	27	116	69	0	5	23	.179	4.88
McDermott, Joseph "Joe" (71KekNA) 72EckNA																		
Unknown	Unknown	Unknown	?	?	?	?	7	63	143	7	7	14	1	0	0	7	.000	8.14
McDermott, Michael H. "Mike" 89LouN																		
5/6/64	Fall River, Mass.	5/7/47	?	R	?	?	9	84.1	108	9	9	34	22	0	1	8	.111	4.16

PITCHER REGISTER

Birth Date	Birth Place	Death Date	B	T	HGT	WGT	G	Inn	Hts	GS	CG	BB	SO	SH	W	L	Pct.	ERA
McDermott, Michael Joseph "Mike" 95-96LouN 97CleN 97StLN																		
9/7/62	St. Louis, Mo.	6/30/43	?	R	5'10	152	58	353.2	443	47	27	191	69	1	11	33	.250	6.17
McDoolan, ? 73MarNA																		
Unknown	Unknown	Unknown	?	?	?	?	1	9	18	1	1	0	0	0	0	1	.000	3.00
McDougal, John Auchanbolt "Sandy" 95BroN																		
5/21/74	Buffalo, N.Y.	10/2/10	R	R	5'10	155	1	3	3	0	0	5	2	0	0	0	—	12.00
McDougal, James H. "Dewey" b. John H. McDougal 95-96StLN																		
9/19/71	Aledo, Ill.	4/28/35	?	R	5'10	188	21	124.2	200	15	10	50	23	0	3	11	.214	8.30
McElroy, James D. "Jim" 84PhiN 84WilU																		
?/?/63	San Francisco, Ca.	7/24/89	?	?	5'10	170	14	116	125	14	13	54	48	0	1	13	.071	5.12
*McFarlan, Anderson Daniel "Dan" "Silver" 95LouN 99BroN 99WasN																		
11/1/73	Gainesville, Tex.	9/23/24	?	?	6'	178	40	263.2	354	35	28	82	51	1	8	25	.242	5.02
McFarland, Christopher "Chris" 84BalU (See OF)																		
8/17/61	Fall River, Mass.	5/24/18	?	?	6'	185	1	3	9	1	0	1	3	0	0	1	.000	15.00
*McFarland, La Mont Amos "Monte" 95-96ChiN																		
11/1/72	White Hill, Ill.	11/15/13	R	?	5'10	175	6	39	53	5	4	26	8	0	2	4	.333	6.46
McFetridge, John Reed "Jack" 90PhiN																		
8/25/69	Philadelphia, Pa.	1/10/17	?	?	6'	175	1	9	5	1	1	2	4	0	1	0	1.000	1.00
McGeachy, John Charles "Jack" 87-89IndN (See OF)																		
5/23/64	Clinton, Mass.	4/5/30	R	R	5'8	165	5	16	25	0	0	13	6	0	0	1	.000	10.13
McGill, William Vaness "Willie" "Kid" "The Boy Boozer" 90CleP 91CinA 91StLA 92CinN 93-94ChiN 95-96PhiN																		
11/10/73	Atlanta, Ga.	8/29/44	?	L	5'6½	170	166	1235.1	1363	148	114	696	502	2	71	73	.493	4.57
McGinnis, George Washington "Jumbo" 82-86StLA 86BalA 87CinA																		
2/22/57	Alton, Ill.	5/18/34	?	R	5'10	197	187	1603.2	1572	186	177	294	562	18	102	79	.564	2.95
McGinnis, Gus "Gus" "Nellie" 93ChiN 93PhiN																		
8/?/70	Barnesville, Ohio	4/20/04	?	L	5'10	165	18	104.2	124	9	7	48	25	1	3	8	.273	4.99
McGinnity, Joseph Jerome "Joe" "Iron Man" b. McGinty 99BalN 00BroN																		
3/19/71	Rock Island, Ill.	11/14/29	R	R	5'11	206	92	709.1	708	78	70	203	167	5	56	24	.700	2.80
McGuire, ? 94CinN																		
Unknown	Unknown	Unknown	?	?	?	?	1	6	15	0	0	5	1	0	0	0	—	10.50
McGuire, James Thomas "Deacon" "Jim" 90RocA (See C)																		
11/18/63	Youngstown, Ohio	10/31/36	R	R	6'1	185	1	4	10	0	0	1	1	0	0	0	—	6.75
McGunnigle, William Henry "Bill" "Gunner" 79-80BufN (See OF)																		
1/1/55	Boston, Mass.	3/9/99	R	R	5'9	155	19	157	156	18	17	24	65	3	11	8	.579	2.81
McIntyre, Frank W. "Frank" 83DetN 83ColA																		
7/12/59	Walled Lake, Mich.	7/8/87	?	?	?	?	3	30	31	3	3	8	6	0	2	1	.667	3.60
McJames, James McCutchen "Doc" b. James 95-97WasN 98BalN 99BroN																		
8/27/74	Williamsburg Cty, S.C.	9/23/01	?	R	5'8	165	165	1271.1	1310	150	131	563	551	6	73	74	.497	3.34
McKelvy, Russell Errett "Russ" 78IndN (See OF)																		
9/8/54	Swissville, Pa.	10/19/15	R	R	?	?	4	25	38	1	1	3	3	0	0	2	.000	2.16

Birth Date	Birth Place	Death Date	B	T	HGT	WGT	G	Inn	Hts	GS	CG	BB	SO	SH	W	L	Pct.	ERA
McKenna, James William "Kit"	98BroN 99BaIN																	
2/10/73	Lynchburg, Va.	3/31/41	?	R	5'9	180	22	145.2	184	13	11	76	34	0	4	9	.308	5.31
McKeon, Lawrence G. "Larry"	84IndA 85-86CinA 86KCN																	
3/25/66	New York, N.Y.	7/18/15	?	?	5'10	168	116	979	979	115	110	206	474	4	46	64	.418	3.71
*McLaughlin, Bernard "Barney"	84KCU (See SS)																	
?/?/57	?, Ireland	2/13/21	R	R	?	?	7	48.2	62	4	4	15	14	0	1	3	.250	5.36
*McLaughlin, Francis Edward "Frank"	83PitA 84KCU (See SS)																	
6/19/56	Lowell, Mass.	4/5/17	R	R	5'9	160	4	19	29	1	0	5	4	0	0	0	—	9.00
McLaughlin, James Thomas "Jim"	84BaA																	
11/18/60	Cleveland, Ohio	11/16/95	L	L	?	157	3	22	27	2	2	11	8	0	1	2	.333	3.68
McLaughlin, Warren A. "Warren"	00PhiN																	
1/22/76	N. Plainfield, N.J.	10/22/23	?	L	?	?	1	6	4	0	0	6	1	0	0	0	—	4.50
McMahon, John Joseph "Sadie"	89-90PhiA 90-91BaA 92-96BaIN 97BroN																	
9/19/67	Wilmington, Del.	2/20/54	R	R	5'9½	165	321	2634	2726	305	279	945	967	14	173	127	.577	3.51
McManus, Patrick E. "Pat"	79TroN																	
10/?/59	?, Ireland	5/19/17	?	?	?	?	2	21	24	2	2	1	6	0	0	2	.000	3.00
McMullen, James "Jim"	87NYA																	
Unknown	?, California	Unknown	?	?	?	?	3	21	25	3	2	19	2	0	2	1	.667	7.71
McMullin, John F. "John" "Lefty"	71TroNA 72MutNA 73AthNA 75PhiNA (See OF)																	
?/?/48	Philadelphia, Pa.	4/11/81	R	L	5'9	160	37	283.1	490	31	30	79	15	0	14	15	.483	5.43
McNabb, Edgar J. "Pete" "Texas"	93BaIN																	
10/25/65	Coshocton, Ohio	2/28/94	R	R	5'11½	170	21	142	167	14	12	53	18	0	8	7	.533	4.12
McPartlin, Frank "Frank"	99NYN																	
2/16/72	Hoosick Falls, N.Y.	11/13/43	?	R	6'	180	1	4	4	0	0	3	2	0	0	0	—	4.50
McSorley, John Bernard "Trick"	84ToIA (See 1B)																	
12/16/52	St. Louis, Mo.	2/9/36	?	R	5'4	142	1	2	5	0	0	0	1	0	0	0	—	4.50
McVey, Calvin Alexander "Cal"	75BosN 76-77ChiN 79CinN (See 1B)																	
8/30/50	Montrose, Iowa	8/20/26	R	R	5'9	170	34	176.1	235	19	12	16	37	0	10	12	.455	3.83
Meakim, George Clinton "George"	90LouA 91PhiA 92ChiN 92CinN 95LouN																	
7/11/65	Brooklyn, N.Y.	2/17/23	R	R	5'7½	154	40	256.2	268	32	23	100	142	3	15	13	.536	4.03
Meegan, Peter James "Pete" "Steady Pete"	84VirA 85PitA																	
11/13/63	San Francisco, Ca.	3/15/05	?	?	?	160	40	325	323	38	36	67	164	2	14	20	.412	3.90
Meekin, Jouett "Jouett" "Jo"	91LouA 92LouN 92-93WasN 94-99NYN 99BosN 00PitN (See P)																	
2/21/67	New Albany, Ind.	12/14/44	R	R	6'1	189	324	2606	2837	308	270	1056	901	9	152	133	.533	4.06
#Meinke, Frank Louis "Frank"	84-85DetN (See SS)																	
10/18/63	Chicago, Ill.	11/8/31	R	?	5'10½	172	36	294	354	32	32	67	124	1	8	24	.250	3.18
Menefee, John "Jock"	92PitN 93-94LouN 94-95PitN 98NYN 00ChiN (See P)																	
1/15/68	Rowlesburg, W.Va.	3/11/53	R	R	6'	165	76	584.2	730	67	59	175	149	2	30	38	.441	4.49
Mercer, George Barclay "Win"	94-99WasN 00NYN (See P)																	
6/20/74	Chester, W. Va.	1/12/03	R	R	5'7	140	276	2023.1	2582	245	206	625	461	6	108	133	.448	4.07

PITCHER REGISTER

Birth Date	Birth Place	Death Date	B	T	HGT	WGT	G	Inn	Hts	GS	CG	BB	SO	SH	W	L	Pct.	ERA
Meyerle, Levi Samuel "Levi" "Long Levi"			71AthNA	76PhiN	(See OF)													
7/?/45	Philadelphia, Pa.	11/4/21	R	R	6'1	177	3	19	29	2	2	3	0	0	0	2	.000	5.21
Miller, Herbert Alexander "Burt"			97LouN															
10/26/75	Riley, Mich.	6/14/37	?	?	?	?	4	17	32	1	1	3	3	0	0	1	.000	7.94
Miller, Joseph H. "Cyclone"			84Chi-PitU	84ProN	84PhiN	86PhiA												
9/24/59	Springfield, Mass.	10/13/16	?	L	5'9½	165	27	222.1	215	26	23	76	125	1	13	11	.542	3.04
Miller, Ralph Darwin "Ralph"			98BroN	99BalN														
3/15/73	Cincinnati, Ohio	5/8/73	R	R	5'11	170	29	187.2	203	25	19	100	46	0	5	17	.227	5.15
Miller, Robert W. "Bob"			90RocA	91WasA														
?/?/62	Unknown	5/23/31	?	?	?	?	19	126.1	138	18	13	47	33	0	5	12	.294	4.49
Mitchell, Robert McKasha "Bobby"			77-78CinN	79CleN	82StLA													
2/6/56	Cincinnati, Ohio	5/1/33	L	L	5'5	135	45	381.2	440	44	40	73	184	2	20	23	.465	3.18
Moffett, Samuel R. "Sam"			84CleN	87-88IndN														
3/14/57	Wheeling, W. Va.	5/5/07	R	R	6'	175	37	303.2	345	35	33	98	94	1	6	29	.171	4.00
Molesworth, Carlton "Carlton"			95WasN															
2/15/76	Frederick, Md.	7/25/61	L	L	5'7½	162	4	16	33	3	1	15	7	0	0	2	.000	14.63
Moran, Samuel "Sam"			95PitN															
9/16/70	Rochester, N.Y.	8/27/97	?	L	?	160	10	62.2	78	6	6	51	19	0	2	4	.333	7.47
Morgan, Henry William "Bill"			75RedsNA	(See OF)														
10/?/57	Washington, D. C.	Unknown	?	?	?	?	7	42	40	4	4	1	7	1	1	3	.250	1.29
Moriarity, Eugene John "Gene"			84IndN	85DetN	(See OF)													
1/5/65	Holyoke, Mass.	Unknown	L	L	5'8	130	3	15.2	19	2	2	8	5	0	0	2	.000	5.74
Morrill, John Francis "John" "Honest John"			80-84BosN	86BosN	89WasN	(See 1B)												
2/19/55	Boston, Mss.	4/2/32	R	R	5'10½	155	18	58.2	75	2	2	12	22	0	1	2	.333	4.30
Morris, E.			84BalU															
Unknown	Trenton, N.J.	Unknown	?	?	?	?	1	1	2	0	0	2	0	0	0	0	—	9.00
Morris, Edward "Ed" "Cannonball"			84ColA	85-86PitA	87-89PitN	90PitP												
9/29/62	Brooklyn, N.Y.	4/12/37	B	L	5'7	165	311	2678	2468	307	297	498	1217	29	171	122	.584	2.82
Morrison, Michael "Mike"			87-88CleA	90SyrA	90BalA													
2/6/67	Erie, Pa.	6/16/55	R	R	5'8½	156	65	504.2	571	62	55	325	254	1	20	39	.339	5.14
Morrison, Stephen Henry "Hank"			87IndN															
5/22/66	Olneyville, R.I.	9/30/27	R	R	5'10	180	7	57	79	7	5	27	13	0	3	4	.429	7.58
Morton, Charles Hazen "Charlie"			84ToIA	(See OF)														
10/12/54	Kingsville, Ohio	12/9/21	R	R	?	150	3	23.1	18	1	1	5	7	0	0	1	.000	3.09
Morton, William P. "Sparrow"			84PhiN															
Unknown	Unknown	Unknown	?	L	?	?	2	17	16	2	2	11	5	0	0	2	.000	5.29
Mountain, Frank Henry "Frank"			80TroN	81DetN	82WorN	82PhiA	82WorN	83-84ColA	85-86PitA	(See P)								
5/17/60	Ft. Edward, N.Y.	11/19/39	R	R	5'11	185	143	1215.2	1273	142	137	309	383	9	58	83	.411	3.47
Mountjoy, William Henry "Billy" "Bill"			83-85CinA	85BalA														
12/11/58	London, Ont., Can.	5/19/94	L	R	5'6	150	57	503.2	504	57	56	110	164	5	31	24	.564	3.25

Birth Date	Birth Place	Death Date	B	T	HGT	WGT	G	Inn	Hts	GS	CG	BB	SO	SH	W	L	Pct.	ERA
Mullane, Anthony John "Tony" "Count" "The Apollo Of The Box" 81DetN 82LouA 83StLA 84ToIA 86-89CinA 90-93CinN 93-94BalN 94CleN (See P)																		
1/20/59	Cork, Ireland	4/25/44	B	B	5'10½	165	555	4531.1	4195	504	468	1408	1803	30	284	220	.563	3.05
Murphy, Cornelius B. "Con" "Monk" "Razzle Dazzle" 84PhiN 90BroP																		
10/15/63	Worcester, Mass.	8/1/14	?	R	5'9	130	23	165	205	17	14	88	39	0	4	13	.235	5.07
Murphy, Edward J. "Ed" 98PhiN																		
1/22/77	Auburn, N.Y.	1/29/35	?	R	6'1	186	7	30	41	3	2	10	8	0	1	2	.333	5.10
Murphy, John Henry "John" 84AltU 84WilU																		
Unknown	Fitchburg, Mass.	Unknown	?	?	5'11	165	21	159.2	193	16	15	11	73	0	5	12	.294	3.61
Murphy, Joseph Akin "Joe" 86CinA 86StLN 86-87StLA																		
9/7/66	St. Louis, Mo.	3/28/51	?	?	5'11	160	11	95	113	11	10	44	30	0	4	7	.364	5.97
Murphy, Robert J. "Bob" 90NYN 90BroA																		
12/26/66	Duchess Co., N.Y.	Unknown	?	?	6'0	173	15	114	144	14	11	56	34	0	4	9	.308	5.68
Myers, Henry C. "Henry" 82BalA (See SS)																		
5/?/58	Philadelphia, Pa.	4/18/95	R	R	5'9	159	6	26	30	2	1	4	7	0	0	2	.000	6.58
Nash, William Mitchell "Billy" 89BosN 90BosP (See 3B)																		
6/24/65	Richmond, Va.	11/15/29	R	R	5'8½	167	2	1.1	1	0	0	1	0	0	0	0	—	0.00
Neagle, John Henry "Jack" 79CinN 83PhiN 83BalA 83-84PitA																		
1/2/58	Syracuse, N.Y.	9/20/04	R	R	5'6	155	70	560.1	659	68	60	141	152	2	16	50	.242	4.59
Neale, Joseph Hunt "Joe" 86-87LouA 90-91StLA																		
5/7/66	Wadsworth, Ohio	12/30/13	R	R	5'8	153	31	227.2	133	25	21	73	58	1	12	12	.500	4.59
Nelson, William F. "Bill" 84PitA																		
9/28/63	Terre Haute, Ind.	6/23/41	?	R	?	?	3	26	26	3	3	8	6	0	1	2	.333	4.50
Newton, Eustace James "Doc" 00CinN																		
10/26/77	Indianapolis, Ind.	5/14/31	L	L	6'1	180	35	234.2	255	27	22	100	88	1	9	15	.375	4.14
Nichols, Charles Augustus "Kid" 90-00BosN																		
9/14/69	Madison, Wis.	4/11/53	B	R	5'10½	175	519	4227	4140	468	443	1073	1537	40	310	167	.650	2.96
Nichols, Frederick C. "Tricky" 75NHNA 76BosN 77StLN 78ProN 80WorN 82BalA																		
7/26/50	Bridgeport, Conn.	8/22/97	R	R	5'7½	150	106	881	1045	98	90	91	174	1	28	73	.277	3.04
Nicol, George Edward "George" "Kid" 90StLA 91ChiN 94PitN 94LouN (See OF)																		
10/17/70	Barry, Ill.	8/4/24	R	L	5'7	155	15	91.1	118	12	7	84	45	0	5	7	.417	7.19
Nolan, Edward Sylvester "The Only Nolan" 78IndN 81CleN 83PitA 84WilU 85PhiN																		
11/7/57	Paterson, N.J.	5/18/13	L	R	5'8	171	79	676	720	78	74	135	274	1	23	52	.307	2.98
Nops, Jeremiah H. "Jerry" 96PhiN 96-99BalN 00BroN																		
6/23/75	Toledo, Ohio	3/26/37	L	L	5'8½	168	109	811.2	891	99	82	222	251	6	60	31	.659	3.61
Norton, Elisha Strong "Effie" "Leiter" 96-97WasN																		
8/17/73	Conneaut, Ohio	3/5/50	R	R	?	?	12	61	80	7	3	25	16	0	5	2	.714	4.13
Oberbeck, Henry A. "Henry" 84BalU 84KCU (See OF)																		
5/17/58	St. Louis, Mo.	8/26/21	?	?	?	?	8	35.2	56	5	3	5	7	0	0	5	.000	5.30
Oberlander, Hartman Louis "Doc" 88CleA																		
5/12/64	Waukegan, Ill.	11/14/22	L	L	5'10	165	3	25.2	27	3	3	18	23	0	1	2	.333	5.16

PITCHER REGISTER

Birth Date	Birth Place	Death Date	B	T	HGT	WGT	G	Inn	Hts	GS	CG	BB	SO	SH	W	L	Pct.	ERA
O'Brien, John F. "Cinders" "Darby"	88CleA 89CleN 90CleP 91BosA																	
4/15/67	Troy, N.Y.	3/11/92	R	R	5'10	165	136	1080.2	1119	126	113	486	398	2	59	65	.476	3.68
O'Brien, Thomas H. "Tom"	87NYA (See 2B)																	
6/22/60	Salem, Mass.	4/21/21	R	R	6'1	185	1	3.2	4	0	0	5	0	0	0	0	—	7.36
O'Brien, William D. "Darby"	87NYA (See OF)																	
9/1/63	Peoria, Ill.	6/15/93	R	R	6'1	186	1	1	1	0	0	1	0	0	0	0	—	0.00
O'Brien, William Smith "Billy"	84StPU (See 1B)																	
3/14/60	Albany, N.Y.	5/26/11	R	R	6'	185	2	10	8	0	0	3	7	0	1	0	1.000	1.80
O'Connell, Patrick H. "Pat"	86BaLA (See OF)																	
6/10/61	Bangor, Me.	1/24/43	R	R	5'10	175	1	3	4	0	0	2	1	0	0	0	—	6.00
O'Connor, Frank Henry "Frank"	93PhiN																	
9/15/70	Keeseville, N.Y.	12/26/13	L	R	6'1	185	3	4	2	1	0	9	0	0	0	0	—	11.25
O'Day, Henry Francis "Hank"	84ToLA 85PitA 86-89Wasn 89NYN 90NYP																	
7/8/62	Chicago, Ill.	7/2/35	?	R	6'	180	201	1651.1	1655	192	177	578	663	5	73	110	.399	3.74
O'Neil, Edward J. "Ed" "Easy Ed"	90ToLA 90PhiA																	
3/11/59	Fall River, Mass.	9/30/92	?	R	5'11	180	8	68	111	8	8	45	19	0	0	8	.000	9.26
O'Neill, J.	75AtLNA																	
Unknown	Brooklyn, N.Y.	Unknown	?	?	?	?	5	34	59	4	3	0	0	0	0	4	.000	5.03
O'Neill, James Edward "Tip"	83NYN 84StLA (See OF)																	
5/25/58	Springfield, Ont. Can.	12/31/15	R	R	6'1½	167	36	289	307	33	29	115	91	0	16	16	.500	3.39
O'Rourke, ?	72EckNA																	
Unknown	Unknown	Unknown	?	?	?	?	1	9	16	1	1	2	0	0	0	1	.000	8.00
*O'Rourke, James Henry "Jim" "Orator Jim"	83-84BufN (See OF)																	
9/1/50	Bridgeport, Conn.	1/8/19	R	R	5'8	185	6	19.2	17	0	0	2	4	0	0	1	.000	4.12
O'Rourke, Michael J. "Mike"	90BaLA																	
?/?/67	Richmond, Va.	Unknown	?	?	?	?	5	41	45	5	5	10	8	0	1	2	.333	3.95
Orr, David L. "Dave" "Sadie"	85NYA (See 1B)																	
9/29/59	New York, N.Y.	6/3/15	R	R	5'11	250	3	10	11	0	0	5	1	0	0	0	—	7.20
Orth, Albert Lewis "Al" "The Curveless Wonder"	95-00PhiN (See P)																	
9/5/72	Tipton, Ind.	10/8/48	L	R	6'	200	158	1223	1437	130	119	282	267	8	80	60	.571	3.78
Osborne, Frederick W. "Fred"	90PitN (See OF)																	
5/?/64	Alberta, Can.	Unknown	L	L	?	?	8	58	82	5	5	45	14	0	0	5	.000	8.38
Pabor, Charles Henry "Charlie"	71-72CleNA 75AtINA (See OF)																	
9/24/46	New York, N.Y.	4/22/13	L	L	5'8	155	10	51.1	81	4	3	10	0	0	1	4	.200	5.96
Palmer, Billy	85StLN																	
Unknown	St. Louis, Mo.	Unknown	?	L	?	?	4	34	46	4	4	20	9	0	0	4	.000	3.44
Pappalau, John Joseph "John" "Pap"	97CleN																	
4/3/75	Albany, N.Y.	5/12/44	R	R	5'11	160	2	12	22	1	1	6	3	0	0	1	.000	10.50
*Parker, Harley Park "Doc"	93ChiN 95-96ChiN																	
6/14/72	Theresa, N.Y.	3/3/41	R	R	6'2	200	17	126.1	196	14	13	39	24	1	5	7	.417	5.27

Birth Date	Birth Place	Death Date	B	T	HGT	WGT	G	Inn	Hts	GS	CG	BB	SO	SH	W	L	Pct.	ERA
*Parker, Jay "Jay" 99PitN																		
7/8/74	Theresa, N.Y.	6/8/35	L	R	5'11	185	1	0	0	1	0	2	0	0	0	0	—	—
Parks, William Robert "Bill" 75WasNA 75PhiNA (See OF)																		
6/4/49	Easton, Pa.	10/10/11	R	R	5'8	150	16	112	157	11	9	6	3	0	4	8	.333	3.54
*Parrott, Thomas William "Tom" "Tacky Tom" 93ChiN 93-95CinN 96StLN (See OF)																		
4/10/68	Portland, Ore.	1/1/32	R	R	5'10½	170	115	795	1055	89	69	307	166	2	39	48	.448	5.33
Parsons, Charles James "Charlie" 86BosN 87NYA 90CleN																		
7/18/63	Cherry Flats, Pa.	3/24/36	L	L	5'10	160	8	59	83	7	6	16	12	0	1	4	.200	4.58
Payne, Harley Fenwick "Harley" "Lady" 96-98BroN 99PitN																		
1/9/68	Windsor, Ohio	12/29/35	B	L	6'	160	80	557	678	72	57	136	148	3	30	36	.455	4.04
Pearce, Franklin Joseph "Frank" 76LouN																		
3/30/60	Jefferson Co, Ky.	11/13/26	?	?	?	?	1	4	5	0	0	1	1	0	0	0	—	4.50
Pearce, Richard J. "Dickey" 75StLNA (See SS)																		
2/29/36	Brooklyn, N.Y.	10/12/08	R	R	5'3½	161	2	5.1	10	0	0	0	0	0	0	0	—	3.38
Pears, Frank H. "Frank" "Apples" 89KCA 93StLN																		
8/30/66	Louisville, Ky.	11/29/23	?	R	5'9	145	4	26	30	2	2	11	5	0	0	2	.000	6.23
Pechiney, George Adolphe "George" "Pisch" 85-86CinA 87CleA																		
9/2/61	Cincinnati, Ohio	7/14/43	R	R	5'9	184	61	514.1	568	61	56	207	183	3	23	34	.404	4.23
*Peitz, Henry Clement "Heinie" 94StLN 97CinN 99CinN (See C)																		
11/28/70	St. Louis, Mo.	10/23/43	R	R	5'11	165	4	16	22	1	1	7	3	0	0	1	.000	7.31
Peoples, James Elsworth "Jimmy" 85CinA (See C)																		
10/8/63	Big Beaver, Mich.	8/29/20	R	R	5'8	200	2	15	30	2	1	2	4	0	0	2	.000	12.00
Peppers, William Harrison "Bill" "Hot Stuff" 94LouN																		
9/?/66	?, Kentucky	11/5/03	L	?	?	?	2	8	10	1	0	4	0	0	0	1	.000	6.75
Peters, John Paul "John" 76ChiN (See SS)																		
4/8/50	Louisiana, Mo.	1/4/24	R	R	5'7	180	1	1	1	0	0	1	0	0	0	0	—	0.00
Pettit, Robert Henry "Bob" 87ChiN (See OF)																		
7/19/61	Williamstown, Mass.	11/1/10	L	R	5'9	160	1	1	3	0	0	2	0	0	0	0	—	0.00
Petty, Charles E. "Charlie" 89CinAA 93NYN 94WasN 94CleN																		
6/28/66	Nashville, Tenn.	Unknown	?	R	?	175	34	228	308	26	19	94	40	0	10	15	.400	5.41
Pfann, William F. "Bill" 94CinN																		
6/?/63	Hamilton, Ont., Can.	6/3/04	?	R	6'	205	1	3	10	1	0	4	0	0	0	1	.000	27.00
Pfeffer, Nathaniel Frederick "Fred" "Fritz" "Dandelion" 84-85ChiN 92LouN 94LouN (See 2B)																		
3/17/60	Louisville, Ky.	4/10/32	R	R	5'10½	184	8	44.2	41	2	2	20	13	0	2	1	.667	2.62
Phillippe, Charles Louis "Deacon" 99LouN 00PitN																		
5/23/72	Rural Retreat, Va.	3/30/52	R	R	6'½	180	80	600	605	71	62	106	143	3	41	30	.577	3.02
Phillips, William Corcoran "Bill" "Whoa Bill" "Cyclone" 90PitN 95CinN 99-00CinN																		
1/9/68	Allenport, Pa.	10/25/41	R	R	5'11	180	90	627	712	70	50	211	134	4	33	36	.478	4.67
Phyle, William Joseph "Bill" 98-99ChiN																		
6/25/75	Duluth, Minn.	8/6/53	?	R	?	?	13	106.2	116	12	12	35	14	2	4	9	.380	3.46

PITCHER REGISTER

Birth Date	Birth Place	Death Date	B	T	HGT	WGT	G	Inn	Hts	GS	CG	BB	SO	SH	W	L	Pct.	ERA
Piatt, Wiley Harold "Wiley"	98-00PhiN																	
7/13/74	Blue Creek, Ohio	9/20/46	L	L	5'10	175	100	771.2	802	95	80	254	257	9	56	39	.589	3.59
*Pierson, David P. "Dave"	76CinN (See C)																	
8/20/55	Wilkes-Barre, Pa.	11/11/22	R	R	5'7	142	1	0	2	1	0	0	0	0	0	1	.000	—
Pinkham, Edward "Ed"	71ChiNA (See 3B)																	
?/?/49	Brooklyn, N.Y.	Unknown	?	L	5'7	142	3	10.1	10	0	0	3	0	0	1	0	1.000	3.48
Pinkney, George Burton "George"	86BroA (See 3B)																	
1/1/62	Orange Prairie, Ill.	11/10/26	R	R	5'7	160	1	2	2	0	0	0	0	0	0	0	—	4.50
Pittinger, Charles Reno "Togie"	00BosN																	
1/12/72	Greencastle, Pa.	1/14/09	L	R	6'2	175	18	114	135	13	8	54	27	0	2	9	.182	5.13
Pond, Erasmus Arlington "Arlie"	95-98BalN																	
1/19/73	Saugus, Mass.	9/19/30	R	R	5'10	160	69	496	517	57	46	150	156	3	35	19	.648	3.45
Poole, Edward I. "Ed"	00PitN																	
9/7/74	Canton, Ohio	3/11/19	R	R	5'10	175	1	7	4	0	0	0	3	0	1	0	1.000	1.29
Poorman, Thomas Iverson "Tom"	80BufN 80CChiN 84TolA 87PhiA (See OF)																	
10/14/57	Lock Haven, Pa.	2/18/05	L	R	5'7	135	15	109.2	147	11	10	30	14	0	3	9	.250	4.02
Porter, Henry "Henry"	84MilU 85-87BroA 88-89KCA (See P)																	
6/?/58	Vergennes, Vt.	12/30/06	R	R	?	142	207	1793.1	1893	206	201	466	659	9	96	107	.473	3.70
Powell, Charles Abner "Abner"	84WasU 86BalA 86CinA (See OF)																	
12/15/60	Shenandoah, Pa.	8/7/53	L	R	5'7	160	29	209.1	217	25	22	54	97	1	8	18	.308	4.00
Powell, John Joseph "Jack" "Red"	97-98CleN 99-00StLN																	
7/9/74	Bloomington, Ind.	10/17/44	R	R	5'11	175	155	1227.2	1331	147	128	336	318	13	78	60	.565	3.53
Powers, James T. "Jim"	90BroA																	
?/?/68	New York, N.Y.	Unknown	?	?	5'10	150	4	30	38	2	2	16	3	0	1	2	.333	5.70
Pratt, Albert George "Al" "Uncle Al"	71-72CleNA																	
11/19/48	Allegheny, Pa.	11/21/37	?	R	5'7	140	43	330.1	446	40	30	61	41	0	12	26	.316	4.41
Price, William "Bill"	90PhiA																	
Unknown	Philadelphia, Pa.	Unknown	?	?	?	?	1	9	6	1	1	7	1	0	1	0	1.000	2.00
Proeser, George "George" "Yatz"	88CleA (See OF)																	
5/30/64	Cincinnati, Ohio	10/13/41	L	L	5'10	190	7	59	53	7	7	30	20	1	3	4	.429	3.81
Purcell, William Aloysius "Blondie"	79SyrN 79-80CinN 81-82BufN 83-84PhiN 85PhiA 86-87BalA (See OF)																	
12/?/55	?, New York	Unknown	R	R	5'9½	159	79	586.1	756	58	52	84	138	0	15	44	.254	3.73
Purner, Oscar E. "Oscar"	95WasN																	
12/9/73	Washington, D.C.	12/4/15	?	?	?	?	1	2	4	0	0	3	0	0	0	0	—	9.00
Pyle, Harry Thomas "Scissors" "Shadow"	84PhiN 87ChiN																	
11/29/61	Reading, Pa.	12/26/08	?	L	5'8	136	5	35.2	41	5	4	27	9	0	1	4	.200	4.54
Quarles, William H. "Bill"	91WasA 93BosN																	
?/?/69	Petersburg, Va.	3/25/97	?	?	6'3	?	6	49	63	5	5	17	16	0	3	2	.600	6.24
Radbourn, Charles Gardner "Charley" "Hoss" "Old Hoss"	81-85ProN 86-89BosN 90BosP 91CinN (See OF)																	
12/11/54	Rochester, N.Y.	2/5/97	R	R	5'9	168	527	4527.1	4328	502	488	875	1830	35	310	194	.615	2.68

Birth Date	Birth Place	Death Date	B	T	HGT	WGT	G	Inn	Hts	GS	CG	BB	SO	SH	W	L	Pct.	ERA
Radbourn, George B. "George" "Dordy" 83DetN																		
4/8/56	Bloomington, Ind.	1/1/04	?	?	?	160	3	22	38	3	2	7	2	0	1	2	.333	6.55
Radford, Paul Revere "Paul" "Shorty" 84-85ProN 87NYA 90CleP 91BosA 93WasN (See OF)																		
10/14/61	Roxbury, Mass.	2/21/45	R	R	5'6	148	10	43.1	85	4	3	17	13	0	0	4	.000	8.52
Ramsey, Thomas H. "Toad" 85-89LouA 89-90StLA																		
8/8/64	Indianapolis, Ind.	3/27/06	R	L	?	?	248	2100.2	1941	241	225	671	1515	5	114	124	.500	3.29
Raymond, Harry H. "Harry" "Jack" 89LouA (See 3B)																		
2/20/62	Utica, N.Y.	3/21/25	?	?	5'9	179	1	9	8	1	1	11	1	1	0	1	1.000	1.00
Reardon, Jeremiah J. "Jerry" "Jeremiah" "Jim" 86StLN 86CinA																		
9/?/68	Unknown	4/22/07	?	?	?	?	2	10	15	2	1	9	0	0	0	2	.000	9.00
*Reccius, John "John" 82-83LouA (See OF)																		
10/29/59	Louisville, Ky.	9/1/30	?	?	5'6½	?	14	99	116	10	9	22	31	1	4	6	.400	3.00
*Reccius, Phillip "Phil" 84-86LouA 87CleA (See 3B)																		
6/7/62	Louisville, Ky.	2/15/03	?	?	5'9	163	27	179.1	179	17	15	38	56	0	6	12	.333	3.26
Reidy, William Joseph "Bill" 96NYN 99BroN																		
10/9/73	Cleveland, Ohio	10/14/15	R	R	5'10	175	4	20	33	2	2	4	3	0	1	1	.500	5.85
Reis, Lawrence P. "Laurie" 77-78ChiN																		
11/20/58	Chicago, Ill.	1/24/21	B	R	?	160	8	72	84	8	8	10	19	1	4	4	.500	2.00
Rettger, George Edward "George" 91StLA 92CleN 92CinN																		
7/29/68	Cleveland, Ohio	6/5/21	R	R	5'11	175	21	139.2	125	18	14	92	62	1	9	6	.600	3.67
Reynolds, Charles E. "Charlie" 82Phia																		
7/31/57	Allegheny, Pa.	5/1/13	?	?	?	?	2	12	18	2	1	3	4	0	1	1	.500	5.25
Rhines, William Pearl "Billy" "Bunker" 90-92CinN 93LouN 95-97CinN 98-99PitN																		
3/14/69	Ridgway, Pa.	1/30/22	R	R	5'11	172	248	1891	1961	222	187	576	553	13	113	103	.523	3.48
Rhodes, William Clarence "Dusty" "Bill" b. Rotes 93LouN																		
??/71	Pottstown, Pa.	Unknown	?	?	?	?	20	151.2	244	19	17	66	22	0	5	12	.294	7.60
Richardson, Abram Harding "Hardy" "Hardie" "Old True Blue" 85BufN 86DetN (See 2B)																		
4/21/55	Clarksboro, N.J.	1/14/31	R	R	5'9½	170	5	16	16	0	0	13	6	0	3	0	1.000	3.94
Richardson, Daniel "Danny" 85-87NYN (See 2B)																		
1/25/63	Elmira, N.Y.	9/12/26	R	R	5'8	165	15	100	91	9	8	30	38	1	7	3	.700	3.24
Richmond, J. Lee "Lee" 79BosN 80-82WorN 83ProN 86CinA (See P)																		
5/5/57	Sheffield, Ohio	10/1/29	?	L	5'10	155	191	1583	1763	179	171	269	552	8	75	100	.429	3.06
Riddlemoser, Dorsey Lee "Dorsey" 99WasN																		
3/25/75	Frederick, Md.	5/11/54	R	R	?	?	1	2	7	0	0	2	0	0	0	0	—	18.00
*Roach, John F. "John" "Jack" 87NYN																		
11/19/67	Renovo, Pa.	4/2/34	R	L	5'9	175	1	8	18	1	1	4	3	0	0	1	.000	11.25
Roach, Rudolph Charles "Skel" b. Weichbrodt 99ChiN																		
10/20/71	Danzig, Germany	3/9/58	R	R	6'2	?	1	9	13	1	1	1	0	0	1	0	1.000	3.00
Robinson, William H. "Yank" 82DetN 84BalU 86-87StLA (See 2B)																		
9/19/59	Philadelphia, Pa.	8/25/94	R	R	5'6½	170	14	89	109	4	4	29	62	0	3	4	.429	3.34

PITCHER REGISTER

Birth Date	Birth Place	Death Date	B	T	HGT	WGT	G	Inn	Hts	GS	CG	BB	SO	SH	W	L	Pct.	ERA
Rosebraugh, Eli Ethelbert "Zeke" "Rosie" 98-99PitN																		
9/8/70	Charleston, Ill.	7/16/30	?	L	?	?	6	27.2	37	4	2	12	8	0	0	3	.000	4.55
Roseman, James John "Chief" 85-87NYA (See OF)																		
7/4/56	New York, N.Y.	7/4/38	R	R	5'7	167	4	16	20	1	0	7	1	0	0	1	.000	7.88
*Rowe, David Elwood "Dave" 77ChiN 82CleN 83BalA 84StLU (See OF)																		
10/9/54	Harrisburg, Pa.	12/9/30	R	R	5'9	180	4	23	54	3	2	11	3	0	1	2	.333	9.78
Rusie, Amos Wilson "Amos" "The Hoosier Thunderbolt" 89IndN 90-95NYN 97-98NYN (See P)																		
5/30/71	Mooreville, Ind.	12/6/42	R	R	6'1	200	460	3746.2	3336	425	391	1704	1944	30	247	173	.589	3.04
Russ, John "John" 82BalA																		
4/1/58	Connelton, Ind.	1/18/12	?	?	?	?	1	3	3	0	0	1	0	0	0	0	.000	3.00
Ryan, Daniel R. "Cyclone" 87NYA 91BosN (See 1B)																		
?/?/66	Cappagh White, Ire.	1/30/17	?	R	6'	?	3	5.1	7	1	0	7	0	0	0	1	.000	10.13
Ryan, James Edward "Jimmy" "Pony" 86-88ChiN 91ChiN 93ChiN (See OF)																		
2/11/63	Clinto, Mass.	10/26/23	R	L	5'9	162	24	117	133	5	3	44	43	0	6	1	.857	3.62
Ryan, John A. "John" (aka Daniel Sheehan) 84BalU																		
Unknown	Birmingham, Mich.	Unknown	?	R	?	?	6	51	61	6	5	16	33	0	3	2	.600	3.35
Ryan, John Joseph "Johnny" 74BalNA 75NHNA 76LouN (See OF)																		
10/?/53	Philadelphia, Pa.	3/22/02	?	?	5'7½	150	12	70.2	105	6	4	9	2	0	1	5	.167	4.07
Salisbury, Henry H. "Harry" 79TroN 82PitA																		
5/15/55	Providence, R.I.	3/29/33	L	?	5'8½	162	48	424	418	48	47	48	166	1	24	24	.500	2.55
Sanders, Alexander Bennett "Ben" 88-89PhiN 90PhiP 91PhiA 92LouN (See P)																		
2/26/65	Catharpin, Va.	8/29/30	R	R	6'	210	168	1385	1496	157	144	297	468	14	80	70	.533	3.24
Sawyer, Willard Newton "Will" 83CleN																		
7/29/64	Brimfield, Ohio	1/5/36	L	L	?	?	17	141	119	15	15	47	76	0	4	10	.286	2.36
Saylor, Philip Andrew "Phil" "Lefty" 91PhiN																		
1/2/71	Van Wert Co., Ohio	7/23/37	?	L	?	?	1	3	2	0	0	0	0	0	0	0	—	6.00
Schappert, John "John" 82StLA																		
Unknown	Brooklyn, N.Y.	7/27/17	R	R	5'10	170	15	128	131	14	13	32	38	0	8	7	.533	3.52
Scheibeck, Frank S. "Frank" 87CleA (See SS)																		
6/28/65	Detroit, Mich.	10/22/56	R	R	5'7	145	1	9	17	1	1	4	3	0	0	1	.000	12.00
Scheible, John G. "Jack" 93CleN 94PhiN																		
2/16/66	Youngstown, Ohio	8/9/97	?	L	5'8½	167	3	18.1	21	3	2	13	1	0	1	2	.333	5.40
Schenck, William G. "Bill" 82LouA (See 3B)																		
7/?/54	Brooklyn, N.Y.	1/29/34	?	?	5'7	171	2	10	6	1	1	1	4	0	1	0	1.000	0.90
Schmit, Frederick M. "Crazy" "Germany" "Dutch" 90PitN 92-93BalN 93NYN 99CleN																		
2/13/66	Chicago, Ill.	10/5/40	L	L	5'10½	165	50	338.2	439	45	36	169	91	1	7	34	.171	5.69
Schoeneck, Louis N. "Jumbo" 88IndN (See 1B)																		
3/3/62	Chicago, Ill.	1/20/30	R	R	6'3	223	2	4.1	5	0	0	1	1	0	0	0	—	0.00
Schultze, John F. "John" 91PhiN																		
Unknown	Burlington, N.J.	Unknown	?	?	6'½	165	6	15	18	1	0	11	4	0	0	1	.000	6.60

Birth Date	Birth Place	Death Date	B	T	HGT	WGT	G	Inn	Hts	GS	CG	BB	SO	SH	W	L	Pct.	ERA
Scott, Edward "Ed" 00CinN																		
8/12/70	Walbridge, Ohio	11/1/33	R	R	6'3	?	42	315	370	35	31	65	87	0	17	20	.459	3.86
Scott, Milton Parker "Milt" "Mikado Milt" 86BalA (See 1B)																		
1/17/66	Chicago, Ill.	11/3/38	R	R	5'9	160	1	3	2	0	0	2	0	0	0	0	—	3.00
Sechrist, Theodore O'Hara "Doc" "Ted" 99NYN																		
2/10/76	Williamstown, Ky.	4/2/50	R	R	5'9	160	1	0	0	0	0	2	0	0	0	0	—	—
Seery, John Emmett "Emmett" 86StLN (See OF)																		
2/13/61	Priceville, Ill.	8/7/30	L	R	?	?	2	7	8	0	0	3	2	0	0	0	—	7.71
Sellman, Frank C. "Frank" (aka Williams) 73MarNA (See 3B)																		
??/52	Baltimore, Md.	5/6/07	?	?	?	?	1	9	21	1	1	0	0	0	0	1	.000	8.00
Serad, William I. "Billy" "The Little Frenchman" 84-85BufN 87-88CinA																		
??/63	Philadelphia, Pa.	11/1/25	R	R	5'7	156	95	787.1	935	92	86	290	278	4	35	55	.389	4.13
Seward, Edward William "Ed" b. Sourhardt 85ProN 87-90PhiA 91CleN																		
6/19/67	Cleveland, Ohio	7/30/47	?	R	5'7	175	176	1485.2	1369	169	159	451	589	13	89	72	.553	.3.40
Sexton, Frank Joseph "Frank" 95BosN																		
7/8/72	Brockton, Mass.	1/4/38	?	?	?	160	7	49	59	5	4	22	14	0	1	5	.167	5.69
Seymour, Jacob "Jake" b. Semer 82PitA																		
??/54	Pittsburgh, Pa.	8/1/97	?	?	?	?	1	8	16	1	1	2	2	0	0	1	.000	7.88
Seymour, James Bentley "Cy" 96-00NYN (See P)																		
12/9/72	Albany, N.Y.	9/20/19	L	L	6'	200	140	1035	950	124	105	656	589	13	61	56	.521	3.71
Shaffer, John W. "John" "Cannonball" "Grocer Boy" 86-87NYA																		
2/18/64	Lock Haven, Pa.	11/21/26	?	R	5'10	?	21	181	188	21	21	82	58	1	7	14	.333	4.57
Shallix, August "Gus" b. Shallick 84-85CinA																		
3/29/58	Paderborn, Westphalia, Ger.	10/28/37	R	R	5'11	165	36	291	258	35	30	86	93	0	17	14	.548	3.56
Sharrott, George Oscar "George" 93-94BroN																		
11/2/69	Staten Island, N.Y.	1/6/32	L	L	5'8	154	16	113	139	13	12	66	31	0	4	7	.364	6.77
Sharrott, John Henry "Jack" 90-92NYN 93PhiN (See P)																		
8/13/69	Bangor, Me.	12/31/27	R	R	5'9	165	48	311.1	264	32	26	157	137	0	20	16	.556	3.12
Shaw, Frederick Lander "Dupee" "Wizard" 83-84DetN 84BosU 85ProN 86-88WasN																		
5/31/59	Charlestown, Mass.	6/11/38	L	L	5'8	165	211	1762	1710	207	196	396	950	13	83	121	.407	3.10
Shaw, Samuel E. "Sam" 88BalA 93ChiN																		
5/?/64	Baltimore, Md.	Unknown	R	R	5'5	140	8	69	77	8	7	28	23	0	3	4	.429	3.91
Shea, Michael J. "Mike" 87CinA																		
3/10/67	New Orleans, La.	8/22/27	?	R	5'11	180	2	16.2	26	2	2	10	0	0	1	1	.500	7.02
Shearon, John M. "John" 91CleN																		
??/70	Pittsburgh, Pa.	2/1/23	?	L	?	?	6	46	57	5	4	24	19	0	1	3	.250	3.52
Shoch, George Quintus "George" 88WasN (See OF)																		
1/6/59	Philadelphia, Pa.	9/30/37	R	R	5'6	158	1	3	2	0	0	1	0	0	0	0	—	0.00
Shreve, Leven Lawrence "Lev" 87BalA 87-89IndN																		
1/14/69	Louisville, Ky.	10/18/42	R	R	5'11	150	57	473.1	551	57	53	189	141	3	19	37	.339	4.89

PITCHER REGISTER

Birth Date	Birth Place	Death Date	B	T	HGT	WGT	G	Inn	Hts	GS	CG	BB	SO	SH	W	L	Pct.	ERA
Sigsby, Seth De Witt "Seth" b. Seth De Witt			93NYN															
4/30/74	Cobleskill, N.Y.	9/15/53	?	?	6'	175	1	3	1	0	0	4	2	0	0	0	—	9.00
Slagle, John A. "John"			91CinA															
10/??/69	Lawrence, Ind.	Unknown	L	R	5'10½	175	1.1	3	0	0	0	1	1	0	0	0	—	0.00
Smith, ?			84BalU															
Unknown	Unknown	Unknown	?	?	?	?	1	6	12	1	0	2	2	0	0	0	—	9.00
Smith, ?			86CinA															
Unknown	Unknown	Unknown	?	?	?	?	1	9	8	1	1	10	1	0	0	1	.000	4.00
Smith, Charles Marvin "Pop"			83CoLA (See 2B)															
10/12/56	Digby N.S., Can.	4/18/27	R	R	5'11	170	3	5.2	10	0	0	0	0	0	0	0	—	6.35
Smith, Ed			84BalU															
Unknown	Unknown	Unknown	?	?	?	?	9	62	86	8	5	17	13	0	3	4	.429	3.48
Smith, Edgar Eugene "Edgar"			(87ProN) 83PhiN 84WasA 85ProN 90CleN (See OF)															
6/12/62	Providence, R.I.	11/3/92	R	R	5'10	160	11	82	96	10	8	18	18	0	2	7	.222	5.05
Smith, Elmer Ellsworth "Elmer"			86-89CinA 92PitN 94PitN 98CinN (See OF)															
3/23/68	Pittsburgh, Pa.	11/3/45	L	L	5'11	178	149	1210.1	1167	136	122	422	525	9	75	57	.568	3.35
Smith, Frederick William "Bill" b. Schmidt			86DetN															
4/??/61	New Orleans, La.	5/28/28	?	R	5'8	162	9	77	81	9	9	30	36	0	5	4	.556	4.09
Smith, Frederick C. "Fred"			90ToLA															
3/25/63	Greene, N.Y.	1/9/41	L	R	5'11	156	35	286	273	34	31	90	116	2	19	13	.594	3.27
Smith, George J. "Germany"			84AltU (See SS)															
4/21/63	Pittsburgh, Pa.	12/1/27	R	R	6'	175	1	1	3	0	0	0	1	0	0	0	—	9.00
Smith, John Francis "Phenomenal" b. Gammon			84PhiA 84PitA 85BroA 85PhiA 86DetN 87-88BalA 88-89PhiA 90PhiN 90PitN 91PhiN															
12/12/64	Philadelphia, Pa.	4/3/52	L	L	5'6½	161	140	1169.1	1177	129	123	479	519	2	54	74	.422	3.89
Smith, Rex "Rex" b. Henry W. Schmidt			86PhiA															
?/??/64	Louisville, Ky.	6/21/95	?	?	?	?	1	9	15	1	1	5	4	0	0	1	.000	7.00
Smith, Thomas Edward "Tom"			94BosN 95PhiN 96LouN 98StLN															
12/5/71	Boston, Mass.	3/2/29	R	L	5'7½	165	25	138	166	13	9	89	38	0	4	7	.364	6.33
Snyder, George T. "George"			82PhiA															
8/??/48	Philadelphia, Pa.	8/2/05	?	?	?	?	1	9	4	1	1	2	0	0	1	0	1.000	0.00
Sommer, Joseph John "Joe"			83CinA 85-87BalA 90CleN															
11/20/58	Covington, Ky.	1/16/38	R	R	?	?	6	14	33	0	0	7	3	0	0	0	—	9.64
Sommerville, Andrew Henry "Andy" b. Henry Travers Summersgill			94BroN															
2/6/76	Brooklyn, N.Y.	6/16/31	?	?	?	?	1	0.1	1	1	0	5	0	0	0	1	.000	162.00
*Sowers, John "John"			87IndN 89KCA 90BroP															
12/10/66	Louisville, Ky.	7/29/39	R	L	6'	?	65	497	573	60	48	271	195	1	25	32	.439	4.29
*Sowers, William Jefferson "Bill" "Little Bill"			88-89NBosN 89-90PitN															
11/29/64	Louisville, Ky.	2/2/51	R	R	6'	155	71	517.2	542	61	55	149	205	2	29	30	.492	3.34
Spalding, Albert Goodwill "Al"			71-75BosNA 76-77ChiN (See P)															
9/2/50	Byron, Ill.	9/9/15	R	R	6'1	170	347	2886.1	3280	326	280	164	248	24	252	65	.795	2.04

Birth Date	Birth Place	Death Date	B	T	HGT	WGT	G	Inn	Hts	GS	CG	BB	SO	SH	W	L	Pct.	ERA	
Sparks, Thomas Frank "Tully"			97PhiN	99PitN															
12/12/74	Etna, Ga.	7/15/37	R	R	5'10	160	29	178	192	18	9	86	53	0	8	7	.533	4.15	
Sprague, Charles Wellington "Charlie"			87ChiN	89CleN	90ToIA	(See OF)													
10/10/64	Cleveland, Ohio	12/31/12	L	L	5'11	150	24	161.2	162	17	13	101	76	0	10	7	.588	4.51	
Springer, Edward H. "Ed"			89LouA																
2/9/61	?, California	4/24/26	?	?	6'2	187	1	5	8	1	1	2	1	0	0	1	.000	9.00	
*Stafford, James Joseph "General" "Jamsey"			90BufP	(See OF)															
7/9/68	Webster, Mass.	9/18/23	R	R	5'8	165	12	98	123	12	11	43	21	0	3	9	.250	5.14	
*Stafford, John Henry "John" "Doc"			93CleN																
4/8/70	Dudley, Mass.	7/3/40	R	R	5'10	170	2	7	12	0	0	7	4	0	0	1	.000	14.14	
Stahl, Charles Sylvester "Chick"			99BosN	(See OF)															
1/10/73	Avila, Ind.	3/28/07	L	L	5'10	160	1	2	2	0	0	3	0	0	0	0	—	9.00	
Staley, Henry E. "Harry"			88-89PitN	90PitP	91PitN	91-94BosN	95StLN												
11/3/66	Jacksonville, Ind.	1/12/10	L	R	5'10	175	283	2269	2468	257	231	601	746	10	136	119	.533	3.80	
*Stanley, Joseph Bernard "Joe"			97WasN																
4/2/81	Washington, D.C.	9/13/67	B	R	5'9½	150	1	0.2	0	0	0	0	0	0	0	0	—	0.00	
Stearns, William E. "Bill"			71OlyNA	72NatNA	73WasNA	74HarNA	75WasNA												
3/20/53	Washington, D.C.	12/30/98	?	R	?	?	84	699.2	1167	79	73	46	24	0	13	64	.169	4.28	
Stecher, William Theodore "Bill"			90PhiA																
10/29/69	Riverside, N.J.	12/26/26	?	?	?	?	10	68	111	10	9	60	18	0	0	10	.000	10.32	
Stein, Edward F. "Ed"			90-91ChiN	92-96BroN	98BroN														
9/5/69	Detroit, Mich.	5/10/28	R	R	5'11	170	215	1656	1689	183	158	732	535	12	109	78	.583	3.97	
Stellberger, William F. "Bill"			85ProN																
4/22/65	Detroit, Mich	11/9/36	L	L	?	?	1	8	14	1	1	4	0	0	0	1	.000	7.88	
Stemmeyer, William "Bill" "Cannonball" "The Cleveland Cyclone"			85-87BosN	88CleA															
5/6/65	Cleveland, Ohio	5/3/45	R	R	6'2	190	60	495	482	59	59	205	295	1	29	29	.500	3.67	
Stephens, Clarence Wright "Clarence"			86CinA	91-92CinN															
8/19/63	Cincinnati, Ohio	2/28/45	?	R	?	?	3	23	30	3	2	12	10	0	1	2	.333	5.09	
Stephens, George Benjamin "Ben"			92BalN	93-94WasN															
9/28/67	Romeo, Mich.	8/5/96	?	R	5'10½	170	17	103.2	139	10	9	48	22	0	1	7	.125	4.86	
Sterling, John A. "John"			90PhiA																
Unknown	Philadelphia, Pa.	Unknown	?	?	6'1	172	1	5	16	1	1	4	1	0	0	1	.000	21.60	
Stimmel, Archibald May "Archie" "Lumbago"			00CinN																
5/30/73	Woodsboro, Md.	8/18/58	R	R	6'	175	2	13	18	1	1	4	2	0	1	1	.500	6.92	
Stine, Harry C. "Harry"			90PhiA																
2/20/64	Shenandoah, Pa.	6/5/24	?	L	5'6	150	1	8	17	1	1	4	1	0	0	1	.000	9.00	
Stivett, John Elmer "Jack" "Happy Jack"			89-91StLA	92-98BosN	99CleN	(See P)													
3/31/68	Ashland, Pa.	4/18/30	R	R	6'2	185	388	2887.2	2905	333	278	1155	1223	14	202	132	.605	3.74	
Stocksdale, Otis Hinkley "Otis" "Old Gray Fox"			93-95WasN	95BosN	96BalN	(See P)													
8/7/71	Arcadia, Md.	3/15/33	L	R	5'10½	180	54	347	521	46	30	136	48	0	15	31	.326	6.20	

PITCHER REGISTER

Birth Date	Birth Place	Death Date	B	T	HGT	WGT	G	Inn	Hts	GS	CG	BB	SO	SH	W	L	Pct.	ERA
Stovey, Harry Duffield "Harry" b. Stowe			80WorN 83PhiA 86PhiA (See OF)															
12/20/56	Philadelphia, Pa.	9/20/37	R	R	5'11½	175	4	9.1	15	0	0	3	7	0	0	0	—	6.75
Stratton, Chilton Scott "Scott"			88-90LouA 91PitN 91-94LouN 94ChiN 95ChiN (See P)															
10/2/69	Campbellsburg, Ky.	3/8/39	L	R	6'	180	231	1892.1	2177	214	199	434	570	10	97	114	.460	3.86
Stratton, William Edward "Ed"			73MarNA															
Unknown	Baltimore, Md.	Unknown	?	?	?	?	3	27	75	3	3	1	0	0	0	3	.000	6.33
Strauss, Joseph "Joe" "Dutch" "The Socker" b. Strasser			86LouA (See OF)															
11/16/58	Cincinnati, Ohio	6/24/06	R	R	?	?	2	4	6	0	0	3	0	0	0	0	—	4.50
Streit, Oscar William "Oscar"			99BosN															
7/7/73	Florence, Ala.	10/10/35	L	L	6'5	190	2	14.2	15	1	1	15	0	0	1	0	1.000	6.75
Stricker, John A. "Cub" b. Streaker			82PhiA 84PhiA 87-88CleA (See 2B)															
6/8/59	Philadelphia, Pa.	11/19/37	R	R	5'3	138	8	27.2	30	0	0	11	10	0	2	0	1.000	3.58
Strike, John "John" b. Streich			86PhiN															
?/?/64	Philadelphia, Pa.	Unknown	?	?	?	?	2	15	19	2	1	7	11	0	1	1	.500	4.80
Stultz, George Irvin "George"			94BosN															
6/30/73	Louisville, Ky.	3/19/55	?	?	5'10	150	1	9	4	1	1	5	1	0	1	0	1.000	0.00
Sudhoff, John William "Willie" "Wee Willie"			97-98StLN 99CleN 99-00StLN															
9/17/74	St. Louis, Mo.	5/25/17	R	R	5'7	165	104	799.1	933	94	81	247	152	2	34	60	.362	4.32
Sullivan, Florence P. "Fleury"			84PitA															
?/?/62	E. St. Louis, Mo.	2/15/97	?	?	?	?	51	441	496	51	51	96	189	2	16	35	.314	4.20
Sullivan, Daniel James "Jim"			91BosN 91ColA 95-98BosN															
4/25/67	Charlestown, Mass.	11/29/01	R	R	5'10	155	67	514	621	57	46	171	98	2	26	28	.482	4.50
Sullivan, Martin C. "Marty"			87ChiN (See OF)															
10/20/62	Lowell, Mass.	1/6/94	R	R	?	?	1	2.1	6	0	0	1	1	0	0	0	—	7.71
Sullivan, Michael Joseph "Mike" "Big Mike"			89WasN 90ChiN 91PhiA 91NYN 92-93CinN 94WasN 94-95CleN 96-97NYN 99BosN															
10/23/66	Boston, Mass.	6/14/06	L	R	6'1	210	163	1111.1	1292	119	99	568	285	1	54	65	.454	5.04
Sullivan, Patrick J. "Pat"			84KCU (See 3B)															
12/22/62	Milwaukee, Wis.	Unknown	?	R	5'11	165	1	7	15	1	0	5	1	0	0	1	.000	11.57
Sullivan, Suter G. "Suter"			98StLN (See 3B)															
10/14/72	Baltimore, Md.	4/19/25	?	?	6'	170	1	6	10	0	0	4	3	0	0	0	—	1.50
Sullivan, Thomas "Tom"			84ColA 86LouA 88-89KCA															
3/1/60	New York, N.Y.	4/12/47	?	?	?	?	47	408	474	47	46	152	147	0	14	33	.298	4.04
Sullivan, Thomas Jefferson "Sleeper" "Old Iron Hands"			84StLU (See C)															
Unknown	St. Louis, Mo.	9/25/99	R	R	?	175	1	6	10	1	0	0	3	0	1	0	1.000	4.50
Sullivan, William F. "Bill"			90SyrA															
12/?/68	Providence, R.I.	10/8/05	?	?	?	?	6	42	51	6	4	27	13	0	1	4	.200	7.93
Sunday, William Ashley "Billy" "Parson"			90PitN (See OF)															
11/19/62	Ames, Iowa	11/6/35	L	R	5'10	160	1	0	2	0	0	0	0	0	0	0	—	—
Sutthoff, John Gerhard "Jack" "Sunny Jack"			98WasN 99StLN															
6/29/73	Cincinnati, Ohio	8/3/42	L	R	5'9	175	5	32.1	45	4	3	23	11	0	1	2	.333	6.40

Birth Date	Birth Place	Death Date	B	T	HGT	WGT	G	Inn	Hts	GS	CG	BB	SO	SH	W	L	Pct.	ERA
Sutton, Ezra Ballou "Ezra" 75AthNA (See 3B)																		
9/17/50	Palmyra, N.Y.	6/20/07	R	R	5'8½	153	2	6	14	0	0	0	0	0	0	0	—	10.50
Swaback, William "Bill" b. Schwappach 87NYN																		
10/?/67	New York, N.Y.	5/17/49	?	?	?	?	2	16	27	2	2	6	6	0	0	2	.000	5.06
Swaim, John Hillary "Cy" "Hillary" 97-98WasN																		
3/11/74	Cadwallader, Ohio	12/27/45	?	?	6'6	180	42	285.1	338	32	23	87	82	0	12	22	.353	4.48
Swartwood, Cyrus Edward "Ed" 84PitA 90ToIA (See OF)																		
1/12/59	Rockford, Ill.	5/15/24	L	R	5'11	198	2	5.1	8	0	0	1	1	0	0	0	—	6.75
Swartzel, Parke B. "Park" 89KCA																		
11/21/65	Knightstown, Ind.	1/3/40	R	R	5'10	?	48	410.1	481	47	45	117	147	0	19	27	.413	4.32
Sweeney, Charles J. "Charlie" 82-84ProN 84StIU 85-86StLN 87CleA (See P)																		
4/13/63	San Francisco, Ca.	4/4/02	R	R	5'10½	181	129	1030.2	928	123	113	172	505	8	64	52	.552	2.87
Sweeney, William J. "Bill" 82PhiA 84BalU																		
?/?/58	Philadelphia, Pa.	8/2/03	?	R	5'11	160	82	708	700	80	76	116	422	4	49	31	.613	2.67
Sylvester, Louis J. "Lou" 84CinU (See OF)																		
2/14/55	Springfield, Ill.	5/3/36	R	R	5'8	?	6	32.2	32	1	1	6	7	0	0	1	.000	3.58
Taber, John Pardon "John" 90BosN																		
6/28/68	Acushnet, Mass.	2/21/40	R	R	5'8	?	2	13	11	1	1	6	7	0	0	1	.000	4.15
*Tannehill, Jesse Niles "Jesse" "Powder" 94CinN 97-00PitN (See P)																		
7/14/74	Dayton, Ky.	9/22/56	B	L	5'8	150	139	1053.2	1155	119	102	198	255	11	79	42	.653	3.19
Taylor, John Budd "Jack" "Brewery Jack" 91NYN 92-97PhiN 98StLN 99CinN (See P)																		
5/23/73	Staten Island, N.Y.	2/7/00	R	R	6'1	190	271	2091	2476	235	209	583	529	7	120	117	.506	4.22
Taylor, John W. "Jack" 98-00ChiN																		
1/14/74	New Straitsville, Ohio	3/4/38	R	R	5'10	170	74	618	638	70	69	142	135	3	33	38	.465	3.22
Taylor, Luther Haden "Dummy" 00NYN																		
2/21/75	Oskaloosa, Kan.	8/22/58	R	R	6'1	160	11	62.1	74	7	6	24	16	0	4	3	.571	2.45
Taylor, William Henry "Billy" "Bollicky Billy" "Jumbo" 81WorN (81DetN) 81CleN 82-83PitA 84StLU 84-85PhiA 86BalA 87PhiA (See P)																		
?/?/55	Washington, D.C.	5/14/00	R	R	5'11½	204	100	799.2	811	84	83	165	376	3	50	36	.581	3.17
*Tebeau, George E. "White Wings" "George" 87CinA 90ToIA (See OF)																		
12/26/61	St. Louis, Mo.	2/4/23	R	R	5'9	175	2	13	30	1	1	8	1	0	0	1	.000	11.77
*Tebeau, Oliver Wendell "Patsy" 96CleN (See 1B)																		
12/5/64	St. Louis, Mo.	5/15/18	R	R	5'8	163	1	0	1	0	0	0	0	0	0	0	—	—
Tener, John Kinley "John" (85 BalA) 88-89ChiN 90PitP																		
7/25/63	County Tyrone, Ire.	5/19/46	R	R	6'4	180	61	506	552	56	52	200	174	2	25	31	.446	4.30
Tenney, Fred Clay "Fred" 84BosU 84WilU (See OF)																		
7/9/59	Marlborough, N.H.	6/15/19	?	?	?	?	5	43	37	5	5	9	28	0	3	2	.600	2.09
Terry, William H. "Bill" "Adonis" 84-89BroA 90-91BroN 92BalN 92-94PitN 94-97ChiN (See P)																		
8/7/64	Westfield, Mass.	2/24/15	R	R	5'11½	168	440	3514.1	3525	406	367	1298	1553	17	197	196	.501	3.74
*Thomas, Roy Allen "Roy" 00PhiN (See OF)																		
3/24/74	Norristown, Pa.	11/20/59	L	L	5'11	1	2.2	4	0	0	0	0	0	0	0	0	—	3.38

PITCHER REGISTER

Birth Date	Birth Place	Death Date	B	T	HGT	WGT	G	Inn	Hts	GS	CG	BB	SO	SH	W	L	Pct.	ERA
Thomas, Thomas R. "Tom" "Savage Tom"	94CleN	99-00StLN																
12/27/73	Shawnee, Ohio	9/23/42	R	R	6'4	195	10	51.2	60	3	3	10	15	0	3	3	.500	3.31
Thompson, Arthur J. "Art" 84WasU																		
Unknown	Unknown	Unknown	?	?	?	?	1	8	10	1	1	3	8	0	0	1	.000	6.75
Thompson, Will McLain "Will" "Billy" 92PitN																		
8/30/70	Pittsburgh, Pa.	6/9/62	R	R	5'11	190	1	3	3	1	0	5	0	0	0	1	.000	3.00
Thornton, John "Jack" 89WasN 91-92PhiN (92StLN)																		
?/~/69	Washington, D.C.	Unknown	B	R	5'10½	175	41	290	292	35	25	139	57	1	15	19	.441	4.10
Thornton, Walter Miller "Walter" 95-98ChiN (See OF)																		
2/18/75	Lewiston, Me.	7/14/60	L	L	6'1	180	56	409.1	478	48	40	151	134	2	23	18	.561	4.18
Tieman, Michael Joseph "Mike" "Silent Mike" 87NYN (See OF)																		
1/21/67	Trenton, N.J.	11/9/18	L	L	5'11	165	5	19.2	33	0	0	7	3	0	1	2	.333	8.69
Titcomb, Ledell "Cannonball" "Little Tit" 86PhiN 87PhiA 87-89NYN 90RocA																		
8/21/66	W. Baldwin, Me.	6/8/50	L	L	5'6	157	64	536.2	496	63	62	242	283	5	30	29	.508	3.44
Todd, George Franklin "Frank" 98LouN																		
10/18/69	Aberdeen, Md.	8/11/19	?	L	?	?	4	11	23	2	0	8	5	0	0	2	.000	13.91
Toole, Stephen John "Steve" 86-87BroA 88KCA 90BroA (See P)																		
4/9/59	New Orleans, La.	3/28/19	R	L	6'	170	55	443	457	52	49	259	141	1	27	26	.509	4.79
Trumbull, Edward J. "Ed" b. Trembly 84WasA (See OF)																		
11/3/60	Chicopee, Mass.	1/14/37	?	L	?	?	10	84	108	10	10	31	43	0	1	9	.100	4.71
Tucker, Thomas Joseph "Tommy" "Foghorn" "Tommy Talker" 88BaLA 91BosN (See 1B)																		
10/28/63	Holyoke, Mass.	10/22/35	B	R	5'11	165	2	31	7	0	0	0	2	0	0	0	—	5.40
Turner, George A. "Tuck" 94PhiN (See OF)																		
2/13/73	W. New Brighton, N.Y.	7/16/45	B	L	5'6½	155	1	6	9	0	0	0	3	0	0	0	—	7.50
Twitchell, Lawrence Grant "Larry" 86-88DetN 89CleN 90BufP 91CoLA 94LouN (See OF)																		
2/18/64	Cleveland, Ohio	8/23/30	R	R	6'	185	42	280.2	307	29	26	135	70	0	17	11	.607	4.62
Tyng, James Alexander "Jim" 79BosN 88PhiN																		
3/27/56	Philadelphia, Pa.	10/30/31	?	R	5'9	155	4	31	43	3	3	8	9	0	1	2	.333	4.94
Underwood, Frederick Theodore "Fred" 94BroN																		
10/14/68	St. Louis Co., Mo.	1/26/06	?	?	5'7	150	7	47	80	6	5	30	10	0	2	4	.333	7.85
Valentine, John Gill "John" 83CoLA																		
11/21/55	Brooklyn, N.Y.	10/10/03	?	?	?	?	13	102	130	12	11	17	13	0	2	10	.167	3.53
Van Haltren, George Edward Martin "George" "Rip" 87-88ChiN 90PitP 91BaLA 92BaIN 95-96NYN 00NYN (See OF)																		
3/30/66	St. Louis, Mo.	9/25/45	L	L	5'11	170	92	683.1	809	68	65	238	279	5	40	31	.563	4.04
Vaughn, Harry France "Farmer" 91CinA (See C)																		
3/1/64	Ruraldale, Ohio	2/21/14	R	R	6'3	177	1	7	12	0	0	1	0	0	0	0	—	3.86
Veach, Walter William "Peekie" "Peekaboo" 84KCU 87LouA (See 1B)																		
6/15/62	Indianapolis, Ind.	11/12/37	?	?	6'	175	13	113	100	13	13	18	64	0	3	10	.231	2.55
Viau, Leon A. "Leon" "Lee" 88-89CinA 90CinN 90-92CleN 92LouN 92BosN																		
7/5/66	Corinth, Vt.	12/17/47	R	R	5'4	160	178	1442	1441	162	146	526	554	5	83	77	.519	3.33

Birth Date	Birth Place	Death Date	B	T	HGT	WGT	G	Inn	Hts	GS	CG	BB	SO	SH	W	L	Pct.	ERA
Vickery, Thomas Gill "Tom" "Vinegar Tom"			90PhiN	91ChiN	92BalN	93PhiN												
5/5/67	Milford, N.J.	3/21/21	?	R	6'	170	97	717.2	766	90	72	352	265	2	42	42	.500	3.75
Vinton, William Miller "Bill" "Cully"			84-85PhiN	85PhiA														
4/27/65	Winthrop, Mass.	9/3/93	R	R	6'1	160	37	314	302	37	34	73	160	2	17	19	.472	2.46
Virtue, Jacob Kitchline "Jake" "Guesses"			93-94CleN	(See 1B)														
3/2/65	Philadelphia, Pa.	2/3/43	B	L	5'9½	165	2	5	3	0	0	4	2	0	0	0	—	1.80
Von Fricken, Anthony "Hon" (aka Fricken)			90BosN															
430/69	Brooklyn, N.Y.	3/22/47	B	R	5'11½	160	1	8	23	1	1	8	2	0	0	1	.000	10.13
Voss, Alexander "Aleck"			84WasU	84KCU														
5/16/58	Roswell, Ga.	8/31/06	R	R	6'1	180	34	239.1	280	26	24	39	129	0	5	20	.200	3.72
Waddell, George Edward "Rube"			97LouN	99LouN	00PitN													
10/13/76	Bradford, Pa.	4/1/14	R	L	6'1½	196	41	301.2	262	32	26	75	179	3	15	16	.484	2.60
Wadsworth, John L. "Jack" "Waddy"			90CleN	93BalN	94-95LouN													
12/17/67	Wellington, Ohio	7/8/41	L	R	?	180	47	367.2	524	44	39	199	87	0	6	38	.136	6.85
Wagner, John Peter "Honus" "The Flying Dutchman"			00PitN	(See OF)														
2/24/74	Mansfield, Pa.	12/6/55	R	R	5'11	200	1	3	3	0	0	4	1	0	0	0	—	0.00
Walker, George A. "George"			88BalA															
?/?/63	Hamilton, Ont., Can.	Unknown	?	R	5'9	184	4	35	36	4	4	14	18	1	1	3	.250	5.91
Wallace, Rhoderick John "Bobby"			94-96CleN	(See 3B)														
11/4/73	Pittsburgh, Pa.	11/3/60	R	R	5'8	170	56	400	466	47	36	156	119	3	24	22	.522	3.89
Ward, John "Johnny"			85ProN															
Unknown	E. St. Louis, Ill.	Unknown	?	?	?	?	1	8	10	1	1	1	3	0	0	1	.000	4.50
Ward, John Montgomery "John" "Johnnie"			78-82ProN	83-84NYN	(See 5S)													
3/3/60	Bellefonte, Pa.	3/4/25	L	R	5'9	165	293	2469.2	2324	262	245	253	920	24	163	103	.613	2.10
Watson, Walter L. "Mother"			87CinA															
1/2/765	Middleport, Ohio	11/23/98	?	?	5'9	145	2	14	22	2	1	6	1	0	0	1	.000	5.79
Weaver, Samuel H. "Buck" "Sam"			75PhiNA	78MilN	82PhiA	83LouA	84PhiU	86PhiA										
7/10/55	Philadelphia, Pa.	2/1/14	R	R	5'10	175	153	1307.2	1438	150	141	106	348	7	68	80	.459	3.21
Weber, Charles P. "Charlie" "Rosey" "Count"			98WasN															
10/22/68	Cincinnati, Ohio	6/13/14	?	R	?	?	1	4	9	1	0	1	0	0	0	1	.000	15.75
Welch, Curtis Benton "Curt"			90PhiA	(See OF)														
2/11/62	E. Liverpool, Ohio	8/29/96	R	R	5'10	175	1	1	6	0	0	0	1	0	0	0	—	54.00
Welch, Michael Francis "Mickey" "Mike" "Smiling Mickey"			80-82TroN	83-92NYN														
7/4/59	Brooklyn, N.Y.	7/30/41	R	R	5'8	160	565	4802	4588	549	525	1297	1850	41	308	210	.595	2.71
Werden, Percival Wheritt "Perry"			84StLU	(See 1B)														
7/21/65	St. Louis, Mo.	1/9/34	R	R	6'2	220	16	141.1	113	16	12	22	51	1	12	1	.923	1.97
West, J. Franklin "Frank"			94BosN															
1/?/74	Johnstown, Pa.	9/6/32	?	?	?	180	1	3	5	0	0	2	1	0	0	0	—	9.00
Westervelt, Huyler "Huyler"			94NYN															
10/1/69	Tenafly, N. J.	10/14/49	?	R	5'9	170	23	141	170	18	11	76	35	1	7	10	.412	5.04

PITCHER REGISTER

Birth Date	Birth Place	Death Date	B	T	HGT	WGT	G	Inn	Hts	GS	CG	BB	SO	SH	W	L	Pct.	ERA
Wetzel, George William "Shorty"	85BaA																	
?/?/68	Philadelphia, Pa.	2/25/99	?	?	?	?	2	17	27	2	1	9	6	0	0	2	.000	8.47
*Weyhing, August "Gus" "Cannonball" "Oggie"	87-89PhiA 90BroP 91PhiA 92-95PhiN 95PitN 95-96LouN 98-99WasN 00StLN 00BroN																	
9/29/66	Louisville, Ky.	9/4/55	R	R	5'10	145	537	4316.2	4545	503	448	1563	1664	28	264	231	.533	3.87
*Weyhing, John "John"	88CinA 89CoLA																	
6/24/69	Louisville, Ky.	6/20/90	R	R	5'10	185	9	66.2	53	8	7	21	30	0	3	4	.429	1.62
Wheeler, George Louis "George"	b. Heroux 96-99PhiN																	
7/30/69	Metheun, Mass.	3/21/46	B	R	5'9	?	50	358.2	446	39	32	116	60	0	21	20	.512	4.24
Wheeler, Harry Eugene "Harry"	78ProN 79CinN 82CinA 83CoLA 84KCU (See OF)																	
3/3/58	Versailles, Ind.	10/9/00	R	R	5'11	165	14	97.2	117	10	8	43	41	0	7	6	.538	4.70
Whitaker, William H. "Pat" "Billy"	88-89BaA																	
11/?/64	St. Louis, Mo.	7/15/02	?	R	?	?	3	23	23	3	3	10	6	0	2	1	.667	3.91
White, George Frederick "Deke"	95PhiN																	
9/8/72	Albany, N.Y.	11/5/57	B	L	?	?	3	17.1	17	1	1	13	6	0	1	0	1.000	9.87
*White, James Laurie "Deacon"	76ChiN 90BufP (See 3B)																	
12/7/47	Caton, N.Y.	7/7/39	L	R	5'11	175	2	10	3	19	0	0	2	0	0	0	—	7.20
White, William Dighton "Bill"	86LouA (See SS)																	
5/1/60	Bridgeport, Ohio	12/29/24	?	R	?	?	1	1	2	0	0	2	1	0	0	0	—	9.00
White, William Henry "Will" "Whoop-La" "Medicine Bill"	77BosN 78-80CinN 81DetN 82-86CinA																	
10/11/54	Caton, N.Y.	8/31/11	B	R	5'9	175	403	3542.2	3440	401	394	496	1041	36	229	166	.580	2.28
Whitehead, Milton P. "Milt"	84StLU (See SS)																	
?/?/62	?, Canada	8/15/01	B	R	?	?	1	8	14	1	1	2	2	0	0	1	.000	9.00
*Whitney, Arthur Wilson "Art"	82DetN 86PitA 89NYN (See 3B)																	
1/16/58	Brockton, Mass.	8/15/43	R	R	5'8	155	5	28.1	39	2	1	15	16	0	0	1	.000	4.76
Whitney, James Evans "Jim" "Grasshopper"	81-85BosN 86KCN 87-88WasN 89IndN 90PhiA (See P)																	
11/10/57	Conklin, N.Y.	5/21/91	L	R	6'2	172	413	3496.1	3598	396	377	411	1571	26	191	204	.484	2.97
Whitrock, William Franklin "Bill"	90StLA 93-94LouN 94CinN 96PhiN																	
3/4/70	Cincinnati, Ohio	7/36/35	?	R	5'7½	170	38	244	307	30	25	110	58	0	9	19	.321	5.35
Widner, William Waterfield "Bill" "Wild Bill" (aka Weidner)	87CinA 88WasN 89-90CoLA 91CinA																	
6/3/67	Cincinnati, Ohio	12/10/08	R	R	6'	180	69	522	606	59	48	137	110	3	22	36	.379	4.36
Wiedman, George E. "Stump" b. Wiedman	80BufN 81-85DetN 86KCN 87DetN 87NYA 87-88NYN (See P)																	
2/17/61	Rochester, N.Y.	3/2/05	R	R	5'7½	165	279	2318.1	2594	269	249	459	910	13	101	156	.393	3.60
Wilhelm, Harry Lester "Harry"	99LouN																	
4/7/74	Uniontown, Pa.	2/20/44	R	R	5'7	155	5	25	36	3	2	3	6	0	1	0	1.000	6.12
Williams, Augustine H. "Gus"	90BroA																	
?/?/70	New York, N.Y.	10/14/90	?	?	5'11	170	2	12	13	2	1	12	2	0	0	1	.000	7.50
Williams, Elisha Alphonso "Dale"	76CinN																	
10/6/55	Ludlow, Ky.	10/22/39	R	R	5'9	175	9	83	123	9	9	4	9	0	1	8	.111	4.23
Williams, Thomas C. "Tom"	92-93CleN																	
8/19/70	Minersville, Ohio	7/27/40	?	?	?	?	7	33	42	3	3	11	9	0	2	1	.667	4.36

Birth Date	Birth Place	Death Date	B	T	HGT	WGT	G	Inn	Hts	GS	CG	BB	SO	SH	W	L	Pct.	ERA
Williams, Walter Merrill "Pop" 98WasN																		
5/19/74	Bowdoinham, Me.	8/4/59	R	R	5'11	190	2	17	32	2	2	7	3	0	0	2	.000	8.47
Williams, Washington J. "Wash" 85ChiN (See OF)																		
Unknown	Philadelphia, Pa.	8/9/92	?	?	5'11	180	1	2	2	1	0	5	0	0	0	0	—	13.50
Williamson, Edward Nagle "Ned" 81-87ChiN (See 3B)																		
10/24/57	Philadelphia, Pa.	3/3/94	R	R	5'11	210	12	35	38	1	1	5	7	0	1	2	.333	3.34
Willis, Victor Gazaway "Vic" 98-00BosN																		
4/12/76	Cecil Co., Md.	8/3/47	R	R	6'2	185	114	889.2	799	105	86	371	333	8	62	38	.620	3.07
Wilson, Frank Ealton "Zeke" 95BosN 95-98CleN 99StLN																		
12/24/69	Benton, Ala.	4/26/28	R	R	5'10	165	120	882	1054	106	84	270	198	3	52	44	.542	4.03
Wilson, Howard Paul "Highball" 99CleN																		
8/9/78	Philadelphia, Pa.	10/16/34	?	R	?	?	1	8	12	1	1	5	1	0	0	1	.000	9.00
Winkelman, George Edward "George" 86WasN																		
6/14/61	Philadelphia, Pa.	5/19/60	L	L	?	?	1	6	12	1	0	5	4	0	0	1	.000	10.50
Wise, William E. "Bill" 82BalA 84WasU 86WasN																		
3/15/61	Washington, D.C.	5/5/40	?	?	?	?	54	393.1	419	45	37	66	277	4	24	21	.533	3.07
Witherow, Charles Lafayette "Charles" 75WasNA																		
4/?/52	Washington, D.C.	7/3/48	?	?	?	?	1	1	4	1	0	0	0	0	0	1	.000	18.00
Wolf, William Van Winkle "Jimmy" "Chicken" 82LouA 85-86LouA																		
5/12/62	Louisville, Ky.	5/16/03	R	R	5'9	190	3	10	19	0	0	3	2	0	0	0	—	10.80
Wolters, Reinder Albertus "Rynie" 71MutNA 72CleNA 73ResNA																		
3/17/41	Schantz, Neth.	1/3/17	?	R	6'	165	45	367.1	473	41	37	47	27	1	19	23	.452	3.90
Wood, George A. "George" "Dandy" 83DetN 85DetN 88-89PhiN (See OF)																		
11/9/58	Boston, Mass.	4/4/24	L	R	5'10½	175	5	12	18	0	0	5	3	0	0	0	—	5.25
Wood, John B. "John" 96StLN																		
??/71	Philadelphia, Pa.	1/30/29	?	?	5'7	142	1	0	1	0	0	2	0	0	0	0	—	—
*Wood, Peter Burke "Pete" 85BufN 89PhiN																		
2/1/67	Dundas, Ont. Can.	3/15/23	R	R	5'7	185	27	217.2	263	24	23	69	46	0	9	16	.360	4.51
Woodcock, Fred Weyland "Fred" 92PitN																		
5/17/68	Winchendon, Mass.	8/11/43	L	L	6'2	190	5	33	42	4	3	17	8	0	1	2	.333	3.55
Woods, Walter Sydney "Walt" 98ChiN 99LouN 00PitN																		
4/28/75	Rye, N. H.	10/30/51	R	R	5'9½	165	54	404.1	449	43	35	97	48	3	18	26	.409	3.34
Wright, David William "Dave" 95PitN 97ChiN																		
8/27/75	Dennison, Ohio	1/18/46	R	R	6'	185	2	9	23	1	1	3	4	0	1	0	1.000	18.00
*Wright, George "George" 75BosNA 76BosN (See SS)																		
1/28/47	Yonkers, N.Y.	8/21/37	R	R	5'9½	150	3	5	6	0	0	0	1	0	0	1	.000	5.40
*Wright, William Henry "Harry" 71-74BosNA (See OF)																		
1/10/35	Sheffield, England	10/3/95	R	R	5'9½	157	36	100.1	149	7	0	14	6	0	4	4	.500	3.68
Wyman, Frank H. "Frank" 84KCU (See OF)																		
5/10/62	Haverhill, Mass.	2/4/16	?	?	?	?	3	21	37	1	1	3	9	0	0	1	.000	6.86

PITCHER REGISTER

Birth Date	Birth Place	Death Date	B	T	HGT	WGT	G	Inn	Hts	GS	CG	BB	SO	SH	W	L	Pct.	ERA
Wynne, William Andrew "Bill" 94WasN																		
3/27/69	Neuse, N.C.	8/7/51	R	R	5'11½	161	1	8	10	1	1	8	2	0	0	1	.000	6.75
Yeager, Joseph F. "Joe" "Little Joe" 98-00BroN (See P)																		
8/28/75	Philadelphia, Pa.	7/2/37	R	R	5'10	160	48	356	410	39	36	101	78	1	15	25	.375	3.94
Yerrick, William John "Bill" (aka Banks) 95-96BosN																		
2/26/74	Danville, Pa.	9/6/36	R	R	5'11	150	5	30	49	4	3	17	10	0	1	3	.250	8.10
*Yingling, Joseph Granville "Joe" 86WasN																		
2/28/67	Baltimore, Md.	10/22/03	R	L	5'7½	145	1	3	7	0	0	1	1	0	0	0	—	12.00
Yost, August "Gus" 93ChiN																		
Unknown	Unknown	Unknown	?	?	6'5	?	1	2.2	3	1	0	8	1	0	0	1	.000	13.50
Young, Denton True "Cy" 90-98CleN 99-00StLN																		
3/29/67	Gilmore, Ohio	11/4/55	R	R	6'2	210	505	4043.2	4196	446	418	804	1240	32	286	170	.627	3.04
Young, Joseph B. "Joe" 92StLN																		
6/?/57	Mt. Carmel, Pa.	Unknown	?	?	?	?	1	2	9	0	0	8	1	0	0	1	.000	22.50
Zay, William "Bill" 86BalA																		
Unknown	Pittsburgh, Pa.	Unknown	?	?	?	?	1	2	4	1	0	4	2	0	0	1	.000	9.00
Zettlein, George "Charmer" "George" 71ChiNA 72TroNA 72EckNA 73PhiNA 74-75ChiNA 75PhiNA 76PhiN																		
7/18/44	Brooklyn, N.Y.	5/23/05	R	R	5'9	162	250	2176.2	2678	244	228	145	143	13	129	112	.535	2.49
Ziegler, George J. "George" 90PitN																		
?/?/72	Chicago, Ill.	7/22/16	?	?	5'8	150	1	6	12	1	0	0	1	0	0	1	.000	10.50

MAJOR LEAGUE MANAGERS REGISTER (1871–1900)

A complete roster of men who served as managers in each of the five major leagues between 1871 and 1900. Birth and death dates, when known, are provided only for men who are not also found in a player register.

Note: (Ow) Acted as both owner and manager of his team; (Ex) also was a former, concurrent or future major league president.

	G	W	L	PCT	PENNANTS
Addy, Robert Edward "Bob" 75PhiNA; 77CinN	31	8	23	.258	0
Allen, Robert Gilman "Bob" 90PhiN; 00CinN	179	87	87	.500	0
Allison, Andrew K. "Andy" 72EckNA	11	0	11	.000	0
Allison, Douglas L. "Doug" 73ResNA	23	2	21	.087	0
Anson, Adrian Constantine "Cap" "Anse" "Uncle" "Pop" 75PhiNA; 79-97ChiN; 98 NYN	2288	1296	947	.578	
Bancroft, Frank Carter "Frank" b. May 9, 1846, Lancaster, Mass d. May 30, 1921, Cincinnati, Ohio 80WorN; 81-82DetN; 83CleN; 84-85ProN; 87PhiA; 89IndN	702	366	326	.529	1
Barkley, Samuel E. "Sam" 88KCA	58	21	36	.368	0
Barnie, William Harrison "Billy" "Bald Billy" 83-91BalA; 92WasN; 93-94LouN; 97-98BroN	1480	632	810	.438	0
Battin, Joseph V. "Joe" 83-84PitA; 84Chi-PitU	32	9	23	.281	0
Bickerson, ? b. unknown d. unknown 84WasA	1	0	1	.000	0
Bond, Thomas Henry "Tommy" 82WorN	6	2	4	.333	0
Boyd, William J. "Bill" 75AtlNA	2	0	2	.000	0
Brown, Freeman "Freeman" b. Jan. 31, 1845, Hubbardston, Mass. d. Dec. 27, 1916, Worcester, Mass. 82WorN	41	9	32	.220	0
Brown, Thomas Tarlton "Tom" 97-98WasN	137	64	72	.471	0

MANAGER REGISTER

	G	W	L	PCT	PENNANTS
Buckenberger, Albert C. "Al" b. Jan. 31, 1861, Detroit, Mich. d. July 1, 1917, Syracuse, N.Y. 88-90ColA; 92-94PitN; 95StLN	606	302	297	.504	0
Buffinton, Charles G. "Charlie" 90PhiP	116	61	54	.530	0
Burdock, John Joseph "Jack" 83BosN	54	30	24	.556	0
Burnham, George Walter "Watch" b. May 20, 1860, Albion, Mich. d. Nov. 18, 1902, Detroit, Mich. 87IndN	28	6	22	.214	0
Burns, Thomas Everett "Tom" 92PitN; 98-99ChiN	364	187	170	.524	0
Butler, Ormond Hook b. Nov. 18, 1854, West Virginia d. Sept. 12, 1915, Mount Hope, Md. 83PitA	53	17	36	.321	0
Byrne, Charles H. "Charlie" (Ow) b. Sept. 1843, New York, N.Y. d. Jan. 4, 1898, New York, N.Y. 85-87BroA	354	174	172	.503	0
Campau, Charles Columbus "Count" "Dago" "The Italian Count" 90StLA	42	27	14	.659	0
Carey, Thomas John "Tom" 73BalNA; 74NYNA	49	27	21	.563	0
Caruthers, Robert Lee "Bob" "Parisian Bob" 92StLN	50	16	32	.333	0
Caylor, Oliver Perry "Opie" "O.P." b. Dec. 14, 1849, Dayton, Ohio d. Oct. 19, 1897, Winona, Minn. 85-86CinA; 87NYA	353	163	182	.472	0
Chapman, John Curtis "Jack" 76-77LouN; 78MilN; 82WorN; 83-84DetN; 85BufN; 89-91LouA; 92LouN	867	350	501	.411	1
Clapp, John Edgar "John" 72ManNA; 78IndN; 79BufN; 80CinN; 81CleN; 83NYN	420	174	237	.423	0
Clarke, Fred Clifford "Fred" 97-99LouN; 00PitN	542	259	272	.478	0
Clements, John J. "Jack" 90PhiN	19	13	6	.684	0
Comiskey, Charles Albert "Charlie" 83StLA; 84-89StLA; 90ChiP; 91StLA; 92-94CinN	1408	838	541	.608	4
Connor, Roger "Roger" 96StLN	46	8	37	.178	0
Crane, Samuel Newhall "Sam" 80BufN; 84CinU	111	56	52	.519	0
Craver, William H. "Bill" 71TroNA; 72BalNA; 75CenNA; 76NYN	137	62	72	.463	0
Creamer, George W. "George" 84PitA	8	0	8	.000	0

	G	W	L	PCT	PENNANTS
Crooks, John Charles "Jack" 92StLN	62	27	33	.450	0
Cross, Lafayette Napoleon "Lave" 99CleN	38	8	30	.211	0
Curtis, Edwin Russell "Ed" (Ow) b. August 29, 1843, Hartford, Conn. d. August 6, 1914, Bath, N.Y. 84AltU	25	6	19	.240	0
Cushman, Charles H. "Charlie" b. May 25, 1850, New York, N.Y. d. June 29, 1909, Milwaukee, Wis. 91MilA	36	21	15	.583	0
Cuthbert, Edgar Edward "Ned" 82StLA	80	37	43	.463	0
Davidson, Mordecai H. "Mordecai" (Ow) b. Nov. 30, 1846, Port Washington, Ohio d. Sept. 6, 1940, Louisville, Ky. 88LouA	93	35	54	.393	0
Davis, George Stacey "George" 95NYN; 00NYN	111	55	54	.505	0
Day, John B. "John" Ow b. Sept. 23, 1847, Colchester, Conn. d. Jan. 25, 1925, Cliffside, N.J. 99NYN	66	29	35	.453	0
Deane, John Henry "Harry" 71KekNA	5	2	3	.400	0
Diddlebock, Henry H. "Harry" b. June 27, 1854, Philadelphia, Pa. d. Feb. 5, 1900, Philadelphia, Pa. 96StLN	17	7	10	.412	0
Donovan, Patrick Joseph "Patsy" 97PitN; 99PitN	266	129	129	.500	0
Dorgan, Michael Cornelius "Mike" 79SyrN; 80ProN; 81WorN	138	67	70	.489	0
Dowd, Thomas Jefferson "Tommy" 96-97StLN	92	31	60	.341	0
Doyle, John Joseph "Jack" 95NYN; 98WasN	81	40	40	.500	0
Dunlap, Frederick C. "Fred" 82CleN; 84StLU; 85StLN; 89PitN	252	145	102	.587	1
Ebbets, Charles Hercules "Charlie" (Ow) b. Oct. 29, 1859, New York, N.Y. d. April 18, 1925, New York, N.Y. 98BroN	110	38	68	.358	0
Ellick, Joseph J. "Joe" 84Chi-PitU	13	6	6	.500	0
Esterbrook, Thomas Jefferson "Tom" "Dude" "Tommy" "Ester" 89LouA	10	2	8	.200	0
Ewing, William "Buck" 90NYP; 95-99CinNL; 00NYNL	903	489	395	.553	0
Fatz, Jayson S. "Jay" 90BufP	34	9	24	.273	0
Farrell, John A. "Jack" 81ProN	51	24	27	.471	0

MANAGER REGISTER

	G	W	L	PCT	PENNANTS
Ferguson, Robert Vavasour "Bob" Ex 71NYNA; 72-74AtlNA; 75HarNA; 76-77HarN; 78ChiN; 79-82TroN; 83PhiN; 84PitA; 86-87NYA	949	417	516	.447	0
Fessenden, Wallace Clifton "Wallie" b. Oct. 5, 1860, Windham, N.H. d. May 16, 1935, Brooklyn, N.Y. 90SyrA	11	4	7	.364	0
Flint, Frank Sylvester "Silver" 79ChiN	19	5	12	.294	0
Fogarty, James G. "Jim" 90PhiP	16	7	9	.438	0
Fogel, Horace S. "Horace" b. March 2, 1861, Macungie, Pa. d. Nov. 15, 1928, Philadelphia, Pa. 87IndN	70	20	49	.290	0
Foutz, David Luther "Dave" "Scissors" 93-96BroN	532	264	257	.507	0
Frazer, George Kasson "George" (Ow) b. Jan 7, 1861, Syracuse, N.Y. d. Feb. 5, 1913, New York, N.Y. 90SyrA	117	51	65	.440	0
Gaffney, John H. "Honest John" b. June 19, 1855, Roxbury, Mass. d. August 8, 1913, New York, N.Y. 86-87WasN	169	61	101	.377	0
Galvin, James Francis "Jim" "Pud" "Gentle Jeems" "The Little Steam Engine" 85BufN	24	7	17	.290	0
Gerhardt, John Joseph "Joe" "Move Up Joe" 83-84LouA; 90StLA	191	111	79	.584	0
Gifford, James H. "Jim" "Gift Show" b. Oct. 18, 1845, Warren, N.Y. d. Dec. 19, 1901, Columbus, Ohio 84IndA; 85-86NYA	212	74	136	.352	0
Glasscock, John Wesley "Jack" 89IndN; 92StLN	71	35	35	.500	0
Gore, George F. "George" "Piano Legs" 92StLN	16	6	9	.400	0
Gould, Charles Harvey "Charlie" 75NHNA; 76CinN	88	11	77	.125	0
Graffen, Samuel Masson "Mase" b. 1845, Philadelphia, Pa. d. Nov. 18, 1883, Silver City, N. Mex. 76StLN	56	39	17	.696	0
Griffin, Michael Joseph "Mike" 98BroN	4	1	3	.250	0
Griffin, Tobias Charles "Sandy" 91WasA	6	2	4	.333	0
Hackett, Charles Michael "Charlie" b. 1855, Lee, Mass. d. August 1, 1898, Holyoke, Mass. 84CleN; 85BroA	150	50	99	.336	0
Hallman, William Wilson "Bill" 97StLN	50	13	36	.265	0
Hanlon, Edward Hugh "Ned" "Ed" 89PitN; 90PitP; 91PitN; 92-98BaltN; 99-1900BroN	1493	855	603	.586	5

	G	W	L	PCT	PENNANTS
Hart, James Aristotle "Jim" b. July 10, 1855, Fairview, Pa. d. July 18, 1919, Chicago, Ill. 85-86LouA; 89BosN	383	202	174	.537	0
Hastings, Winfield Scott "Scott" 71RokNA; 72CleNA	45	10	35	.222	0
Hatfield, John Van Buren "John" 72-73NYNA	68	35	31	.530	0
Hecker, Guy Jackson "Guy" 90PitN	138	23	113	.169	0
Heilbronner, Louis Wilbur "Louie" b. July 4, 1861, Fort Wayne, Ind. d. Dec. 21, 1933, Fort Wayne, Ind. 00StLN	50	23	25	.479	0
Henderson, William C. "Bill" b. Unknown d. Unknown 84BalU	17	5	12	.294	0
Hengle, Edward S. "Ed" b. Chicago, Ill. d. Nov. 4, 1927, Norwich, Eng. 84Chi-PitU	74	34	39	.466	0
Hewett, Walter F. "Walter" (Ow) b. 1861, Washington, D.C. d. Oct. 7, 1944, Washington, D.C. 88WasN	40	10	29	.256	0
Hicks, Nathaniel Woodall "Nat" 74PhiNA; 75NYNA	129	59	67	.468	0
Higham, Richard "Dick" 74NYNA	40	29	11	.725	0
Hoey, Frederick C. "Fred" b. 1866, New York, N.Y. d. Dec. 7, 1933, Paris, France 99NYN	87	31	55	.360	0
Holbert, William H. "Bill" 79SyrN	1	0	1	.000	0
Hollingshead, John Samuel "Holly" 75WasNA; 84WasA	82	16	66	.195	0
Hurst, Timothy Carroll "Tim" b. June 30, 1865, Ashland, Pa. d. June 4, 1915, Pottsville, Pa. 98StLN	154	39	111	.260	0
Irwin, Arthur Albert "Arthur" 89WasN; 91BosA; 92WasN; 94-95PhiN; 96NYN; 98-99WasN	863	416	427	.493	1
Joyce, William Michael "Bill" "Scrappy" 96-98NYN	316	179	122	.595	0
Kelly, John O. "Honest John" 87-88LouA	178	86	89	.491	0
Kelly, Michael Joseph "Mike" "King" 87BosN; 90BosP; 91CinA	330	173	148	.539	1
Kennedy, James C. "Jim" b. 1867, New York, N.Y. d. Apr. 20, 1904, Brighton Beach, N.Y. 90BroA	100	26	73	.263	0
Kerins, John Nelson "John" 88LouA; 90StLA	17	12	12	.500	0

MANAGER REGISTER

	G	W	L	PCT	PENNANTS
Knight, Alonzo P. "Lon" 83-84PhiA	207	127	78	.620	1
Larkin, Henry E. "Ted" "Henry" 90CleP	79	34	45	.430	0
Latham, George Warren "Juice" 75NHNA; 82PhiA	93	45	48	.484	0
Latham, Walter Arlington "Archie" "Jimmy Fresh" "The Freshest Man on Earth" 96StLN	3	0	3	.000	0
Leadley, Robert H. "Bob" b. Nov. 11, 1858, Brooklyn, N.Y. d. May 19, 1936, Los Angeles, Ca. 88DetN; 90-91CleN	166	76	86	.469	0
Lennon, William F. "Bill" 71KekNA	14	5	9	.357	0
Loftus, Thomas Joseph "Tom" 84MilU; 88CleA; 89CleN; 90-91CinN; 00ChiN	637	297	325	.477	0
Mack, Cornelius Alexander "Connie" 94-96PitN	289	149	134	.527	0
Mack, Dennis Joseph "Denny" 82LouA	79	42	38	.525	0
Macullar, James F. "Jimmy" "Little Mac" 79SyrN	27	5	21	.192	0
Malone, Ferguson G. "Fergy" 73PhiNA; 74ChiNA; 84PhiU	156	75	91	.452	0
Manning, John E. "Jack" 77CinN	20	7	12	.368	0
Martin, Alphonse Case "Fhanev" 72EckNA	9	1	8	.111	0
Mason, Charles E. "Charlie" (Ow) 87PhiA	82	38	40	.487	0
McBride, James Dickson "Dick" 71-75AthNA	252	161	85	.654	1
McCarthy, Thomas Francis Michael "Tommy" 90StLA	27	15	12	.556	0
McCloskey, John James "John" b. Apr. 4, 1862, Louisville, Ky. d. Nov. 17, 1940, Louisville, Ky. 95-96LouN	152	37	113	.247	0
McCormick, James "Jim" 79-80CleN; 82CleN	171	74	96	.435	0
McGeary, Michael Henry "Mike" 75PhiNA; 80ProN; 81CleN	90	46	41	.529	0
McGraw, John Joseph "John" "Mugsy" 99BalN	152	86	62	.581	0
McGuire, James Thomas "Deacon" 98 WasN	70	21	47	.309	0

	G	W	L	PCT	PENNANTS
McGunnigle, William Henry "Bill" 88-89BroA; 90BroN; 91PitN; 96LouN	586	327	248	.569	2
McKinnon, Alexander J. "Alex" 85StLN	39	6	32	.158	0
McKnight, Dennis Hamar "Denny" (Ow) Ex b. 1847 Pittsburgh, Pa. d. May 5, 1900, Pittsburgh, Pa. 84PitA	12	4	8	.333	0
McManus, George "George" b. Sept. 28, 1846, Ireland d. Oct. 2, 1918, New York, N.Y. 76-77StLN	68	34	34	.500	0
McVey, Calvin Alexander "Cal" 73BalNA; 78-79CinN	157	91	64	.587	0
Miller, George Frederick "Doggie" "Foghorn" "Calliope" 94StLN	133	56	76	.424	0
Mills, Everett "Ev" "Everett" 72BalNA	17	8	6	.571	0
Morrill, John Francis "John" 82-88BosN; 89WasN	696	348	334	.510	1
Morton, Charles Hazen "Charlie" 84ToLA; 85DetN; 90ToLA	282	121	153	.442	0
Moses, Felix I. "Felix" (Ow) b. May 13, 1853, Charleston, S.C. d. May 5, 1888, Sheffield, Alabama 84VirA	46	12	30	.286	0
Murnane, Timothy Hayes "Tim" 84BosU	111	58	51	.532	0
Mutrie, James J. "Jim" b. June 13, 1851, Chelsea, Mass. d. Jan. 24, 1938, New York, N.Y. 83-84NYA; 85-91NYN	1114	658	419	.611	3
Myers, Henry C. "Henry" 82 BalA	74	19	54	.260	0
Nash, William Mitchell "Billy" 96PhiN	130	62	68	.477	0
Nicol, Hugh N. "Hugh" "Wee Hugh" "Carnation Dan" 97StLN	40	8	32	.200	0
O'Leary, Daniel "Dan" "Hustling Dan" 84CinA	62	33	29	.532	0
O'Rourke, James Henry "Jim" "Orator Jim" 81-84BufN; 93WasN	510	246	258	.488	0
Orr, David L. "Dave" "Sadie" 87NYA	8	3	5	.375	0
Pabor, Charles Henry "Charlie" 71CleNA; 75AtINA; 75NHNA	77	13	64	.169	0
Parks, William Robert "Bill" 75WasNA	8	1	7	.125	0
Pearce, Richard J. "Dickey" 72NYNA; 75StLNA	88	49	35	.583	0

MANAGER REGISTER

	G	W	L	PCT	PENNANTS
Pfeffer, Nathaniel Frederick "Fred" "Fritz" "Dandelion" 92LouN	100	42	56	.429	0
Phelan, Lewis G. "Lew" b. March ?, 1864, St. Louis, Mo. d. Nov. 2, 1933, Los Angles, Ca. 95StLN	45	11	30	.268	0
Phillips, Horace B. "Horace" "Hustling Horace" b. May 14, 1853, Salem, Ohio d. Unknown 79TroN; 83ColA; 84-86PitA; 87-89PitN	765	338	415	.449	0
Pike, Lipman Emanuel "Lip" 71TroNA; 74HarNA; 77CinN	71	20	51	.282	0
Porter, Matthew Sheldon "Matt" 84KCU	16	3	13	.188	0
Powers, Patrick Thomas "Pat" b. June 27, 1860, Trenton, N.J. d. August 29, 1925, Belmar, N.J. 90RocA; 92NYN	286	134	143	.484	0
Pratt, Albert J. "Al" 82-83PitA	111	51	59	.464	0
Price, James Lyman "Jim" b. Sept. 20, 1847, New York, N.Y. d. Nov. 2, 1925, Oak Park, Ill. 84NYN	100	56	42	.571	0
Purcell, William Aloysius "Blondie" 83PhiN	82	13	68	.160	0
Quinn, Joseph J. "Joe" 95StLN; 99CleN	156	23	132	.148	0
Reach, Alfred James "Al" (Ow) 90PhiN	11	4	7	.364	0
Richardson, Daniel "Danny" 92WasN	43	12	31	.279	0
Rogers, James F. "Jim" 97LouN	44	17	24	.415	0
Roseman, James John "Chief" 90StLA	15	7	8	.467	0
Rowe, David E. "Dave" 86KCN; 88KCA	176	44	127	.257	0
Rowe, John Charles "Jack" 90BufP	100	27	72	.273	0
Scanlon, Michael B. "Mike" (Ow) b. Oct. 27, 1847, Cork, Ireland d. Jan. 18, 1929, Washington, D.C. 84WasU; 86WasN	196	60	132	.313	0
Schmelz, Gustav Heinrich "Gus" b. Sept. 26, 1850, Columbus, Ohio d. Oct. 14, 1925, Columbus, Ohio 84ColA; 86StLN; 87-89CinA; 90CleN; 90-91ColA; 94-97WasN	1357	624	703	.470	0
Selee, Frank Gibson "Frank" b. Oct. 26, 1859, Amherst, Mass. d. July 5, 1909, Denver, Colo. 90-00BosN	1537	935	580	.617	5
Shannon, Daniel W. "Dan" 89LouA; 91WasA	109	25	80	.238	0

	G	W	L	PCT	PENNANTS
Sharsig, William A. "Bill" (Ow) b. 1855, Philadelphia, Pa. d. Feb. 1, 1902, Philadelphia, Pa. 86PhiA; 88-91PhiA	466	238	216	.524	0
Shettsline, William Joseph "Bill" b. Oct. 25, 1863, Philadelphia, Pa. d. Feb. 22, 1933, Philadelphia, Pa. 98-1900PhiN	399	228	165	.580	0
Simmons, Joseph S. "Joe" 75WesNA; 84WilU	31	3	28	.097	0
Simmons, Lewis "Lew" (Ow) b. Aug. 27, 1838, New Castle, Pa. d. Sept. 2, 1911, Jamestown, Pa. 86PhiA	98	41	55	.427	0
Smith, William J. "Bill" 73MarNA	5	0	5	.000	0
Snyder, Charles N. "Pop" 82CinA; 83-84CinA; 91WasA	288	163	122	.572	1
Spalding, Albert Goodwill "Al" 76-77ChiN	126	78	47	.624	1
Spence, Harrison L. "Harry" b. Feb. 22, 1856, New York, N.Y. d. May 17, 1908, Chicago, Ill. 88IndN	136	50	85	.370	0
Stallings, George Tweedy "George" 97-98PhiN	180	74	104	.416	0
Start, Joseph "Joe" 73NYNA	25	18	7	.720	0
Stovey, Harry Duffield "Harry" 81WorN; 85PhiA	140	63	75	.457	0
Stricker, John A. "Cub" 92StLN	23	6	17	.261	0
Sullivan, James Patrick "Pat" b. Unknown d. May 22, 1898 90ColA	3	2	1	.667	0
Sullivan, Timothy Paul "Ted" 83StLA; 84StLU; 84KCU; 88WasN	268	132	132	.500	0
Sweasy, Charles James "Charlie" 75RedsNA	19	4	15	.211	0
Taylor, George J. "George" b. Nov. 22, 1852, New York, N.Y. d. October 28, 1911, New York, N.Y. 84BroA	109	40	64	.385	0
Tebeau, Oliver Wendell "Patsy" 90CleP; 91-98CleN; 99-00StLN	1339	726	583	.555	0
Thomas, Frederick L. "Fred" b. Indiana d. Unknown 87IndN	29	11	18	.379	0
Thompson, Andrew M. "Andy" "A.M." (Ow) b. November, 9, 1845, Seward, Ill. d. February 17, 1895, Pecatonica, Ill. 84StPU	9	2	6	.250	0
Trott, Samuel W. "Sam" 91WasA	12	4	7	.364	0

MANAGER REGISTER

	G	W	L	PCT	PENNANTS
Van Haltren, George Edward "George" 92BalN	11	1	10	.091	0
Von der Ahe, Christian Frederick Wilhelm "Chris" (Ow) b. Oct. 7, 1851, Hille, Germany d. June 7, 1913, St. Louis, Mo. 95StLN; 96StLN; 97StLN	17	3	14	.176	0
Walsh, Michael John "Mike" b. Apr. 29, 1850, Ireland d. Feb. 2, 1929, Louisville, Ky. 84LouA	52	29	22	.569	0
Waltz, John "John" b. Unknown d. Unknown 92BalN	8	2	6	.250	0
Ward, John Montgomery "John" 80ProN; 84NYN; 90BroP; 91-92BroN; 93-94NYN	751	412	320	.563	0
Waterman, Frederick A. "Fred" 72OlyNA	9	2	7	.222	0
Watkins, Harvey L. "Harvey" b. ?, 1869, Seneca Falls, N.Y. d. unknown 95NYN	35	18	17	.514	0
Watkins, William Henry "Bill" 84IndA; 85-88DetN; 88-89KCA; 93StLN; 98-99PitN	914	452	444	.504	1
Wheeler, Harry Eugene "Harry" 84KCU	4	0	4	.000	0
White, James Laurie "Deacon" 72CleNA; 79CinN	20	9	11	.450	0
White, William Henry "Will" 84CinA	72	44	27	.620	0
White, William Warren "Warren" 72NatNA; 74BalNA	58	9	49	.155	0
Williams, James A. "Jimmy" b. Jan. 3, 1848, Columbus, Ohio d. Oct. 24, 1918, N. Hempstead, N.Y. 84StLA; 87-88CleA	282	110	169	.394	0
Wolf, William Van Winkle "Jimmy" "Chicken" 89LouA	65	14	51	.215	0
Wood, George A. "George" 91PhiA	125	67	55	.549	0
Wood, James Leon "Jimmy" 71ChiNA; 72TroNA; 72EckNA; 74-75ChiNA	154	76	76	.500	0
Wright, Alfred Hector "Al" b. Mar. 30, 1842, Cedar Grove, N.J. d. Apr. 20, 1905, New York, N.Y. 76PhiN	60	14	45	.237	0
Wright, George "George" 79ProN	85	59	25	.702	1
Wright, William Henry "Harry" 71-75BosNA; 76-81BosN; 82-83ProN; 84-93PhiN	2145	1225	885	.581	6
York, Thomas J. "Tom" 78ProN; 81ProN	96	56	37	.602	0
Young, Nicholas Ephraim "Nick" (Ow) Ex b. Sept. 12, 1840, Fort Johnson, N.Y. d. Oct. 31, 1916, Washington, D.C. 71OlyNA; 73WasNA	71	23	46	.404	0

UMPIRE ROSTER

A complete roster of men who served as regular umpires in each of the five major leagues between 1871 and 1900 with years of service in parentheses.

- P Also was a former, concurrent or future major league player
- M Also was a former, concurrent or future major league manager
- O Also was a former, concurrent or future major league official

NATIONAL ASSOCIATION (1871-75)

Avery, C. Hamilton (1875)
Beardslee, John J. (1871)
Blodgett, C. W. (1875)
Boardman, Frederick (1875)
Bomeisler, Theodore (1871-73)
Boyd, William J (1875) P/M
Burdock, John Joseph (1872-74) P/M
Carey, Thomas John (1874) P/M
Clapp, John Edgar (1874-75) P/M
Cone, Joseph Frederick (1875) P
Daniels, Charles F. (1874-75)
Dehman, Herman J. (1874) P
Dole, Lester Carrington (1875) P
Ferguson, Robert Vavasour (1872-73, 1875) P/M/O
Fulmer, Charles John (1873) P
Heubel, George A. (1875) P
Hodges, Amory G. (1874-75)
Holly, Samuel J. (1871)
Lennon, William F. (1871-72, 1873-74) P/M
Mack, Dennis Joseph (1875) P/M
Martin, Alphonse Case (1875) P/M
Mathews, Robert T. (1873-75) P
McLean, William H. (1874-75)
Mills, Charles (1872-73) P
Patterson, Daniel Thomas (1874) P
Rogers, M. Mortimer (1871)
Sensenderfer, John Phillips Jenkins (1874) P
Swandell, John Martin (1872-73) P
Tate, William (1874)
Walsh, Michael F. (1875) M
Young, Nicholas E. (1871-75) M/O

NATIONAL LEAGUE (1876-1900)

Andrews, George Edward (1895, 1898-99) P
Barnie, William Harrison (1892) P/M
Battin, Joseph V. (1891) P/M
Betts, William G. (1894-96, 1898-99)
Boles, Charles (1877)
Bond, Thomas Henry (1883, 1885) P/M
Bradley, George H. (1879-83) P
Brady, Jackson (1887)
Bredburg, George W. (1877)
Brennan, John E. (1899)
Brown, Thomas Tarton (1898-99) P/M
Bunce, Joshua (1877) P
Burnham, George (1883, 1889, 1895)
Burns, John S. (1884)
Burns, Thomas Everett (1892) P/M
Burns, Thomas P. (1899) P
Burtis, L.W. (1876-77)
Callahan, Edward Joseph (1881) P
Campbell, Daniel (1894-96)
Carpenter, William B. (1897)
Chapman, John Curtis (1880) P/M
Chipman, Harry F. (1883-85)
Conahan, Edward J. (1896)
Cone, Joseph Frederick (1877) P
Connolly, John M. (1886)
Connolly, Thomas Henry (1898-1900)
Crandall, Robert (1877)
Cross, John A. (1878)
Curry, Wesley (1885-86, 1889, 1898) P
Cushman, Charles H. (1885, 1898) M
Dailey, John J. (1882) P
Daniels, Charles F. (1876, 1878-80, 1887-88)
Decker, Stewart M. (1883-85, 1888)
Devinney, P.H. "Dan" (1877)
Doscher, John Henry Sr. (1880-81, 1887) P/M
Ducharme, L. (1876-77)
Dunnigan, Joseph (1881-82)
Dwyer, John Francis (1899) P
Eagan, John J. (1878, 1886)
Ellick, Joseph J. (1886) P/M
Emslie, Robert Daniel (1891-1900) P
Ferguson, Robert V. (1879, 1884-85) P/M/O
Fessenden, Wallace Clifton (1889-90) M
Fountain, Edward G. (1879)

UMPIRE REGISTER

Fulmer, Charles John (1886) P/M
 Furlong, William E. (1878-79, 1883-84)
 Gaffney, John H. (1884-86, 1891-94, 1899-1900) M
 Galvin, James Francis (1895) P/M
 Gillean, Thomas (1879-80)
 Gunning, Thomas Francis (1887) P
 Hautz, Charles A. (1876, 1879) P
 Henderson, James Harding (1895-96) P
 Hengle, Edward S. (1887) M
 Heubel, George A. (1876) P
 Heydler, John A. (1898) O
 Higham, Richard (1881-82) P/M
 Hoagland, Willard A. (1894)
 Hodges, Amory G. (1876)
 Holland, John A. (1887)
 Hornung, Michael Joseph (1893, 1896) P
 Hunt, John T. 1895, 1898-99)
 Hurst, Timothy C. (1891-97, 1900) M
 Jeffers, W. W. (1881)
 Jevne, Frederick (1895)
 Julian, Joseph O. (1878)
 Keefe, Timothy John (1894-96) P
 Kelly, John O. (1882, 1888, 1897) P/M
 Kenny, John (1877) P
 Knight, Alonzo P. (1889) P/M
 Lally, Bud (1896)
 Lane, Frank H. (1883)
 Latham, Walter Arlington (1899) P/M
 Libby, Stephen A. (1880) P
 Long, William H. (1895)
 Lynch, Thomas James (1888-99) P/O
 Macullar, James F. (1892) P/M
 Mahoney, Michael J. (1892)
 Malone, Ferguson G. (1884) P/M
 Manassau, Alfred S. (1899)
 Mathews, Robert T. (1880) P
 McDermott, Michael Joseph (1890, 1897) P
 McDonald, James F. (1895, 1897-99) P
 McElwee, Harvey (1877)
 McFarland, Horace (1896-97)
 McGarr, James B. (1899) P
 McLaughlin, Michael J. (1893)
 McLean, William H. (1876, 1878-80, 1882-84)
 McQuaid, John H. (1889-94)
 Miller, George E. (1879)
 Mitchell, Charles (1892)
 O'Day, Henry Francis (1895, 1897-1900) P/M
 Odlin, Albert F. (1883)
 O'Rourke, James Henry (1894) P/M
 Pearce, Richard J. (1878, 1882) P/M
 Pears, Frank H. (1897) P
 Pierce, Grayson S. (1886-87) P
 Powers, Philip B. (1879, 1881, 1886-91) P
 Pratt, Albert George (1879) P/M
 Pratt, Thomas J. (1886) P
 Quest, Joseph L. (1886-87) P
 Quinn, Joseph C. (1882) P
 Riley, William James (1880) P
 Seward, Edward William (1893) P
 Seward, George E. (1876-78) P
 Sheridan, John F. (1892, 1896-97)
 Smith, Charles Melvin (1881) P
 Smith, William W. (1898-99)
 Snyder, Charles N. (1892-93, 1898-1900) P/M
 Stage, Charles W. (1894)
 Stambaugh, Calvin G. (1877-78)
 Strief, George Andrew (1890) P
 Sullivan, David F. (1882, 1885)
 Sullivan, Jeremiah (1887)
 Sullivan, Timothy Paul (1880) P/M
 Summer, James G. (1877)
 Swartwood, Cyrus Edward (1894, 1898-1900) P
 Terry, William H. (1900) P
 Tilden, Otis (1880)
 Valentine, John G. (1887-88) P
 Van Court, Eugene (1884)
 Walker, William E. (1876-77)
 Walsh, Michael F. (1876, 1878, 1880) M
 Warner, Albert (1898-1900)
 White, Gideon F. (1878)
 Wiedman, George E. (1896) P
 Wilbur, Charles E. (1879)
 Wilson, John A. (1887)
 Wise, Samuel Washington (1889, 1893) P
 Wood, George A. (1898) P/M
 York, Thomas Jefferson (1886) P/M
 Young, Joseph (1879)
 Zacharias, Thomas (1890)

AMERICAN ASSOCIATION (1882-91)

Barnum, George Washington (1890)
 Bauer, Albert J. (1887) P
 Becannon, William H. (1883)
 Bradley, George H. (1886) P
 Brennan, John E. (1884)
 Butler, Ormond H. (1883) M
 Carey, Thomas John (1882) P/M
 Clinton, James Lawrence (1886) P
 Connell, Terence G. (1884, 1890) P
 Connelly, John M. (1885, 1887)
 Connelly, William (1884)
 Curry, Wesley (1887, 1890) P
 Cuthbert, Edgar Edward (1887) P/M
 Dailey, John J. (1884) P
 Daniels, Charles F. (1883-85, 1889)
 Davis, James J. (1891) P
 Devinney, P. H. "Dan" (1884)
 Doscher, John Herman Sr. (1888, 1890) P/M
 Dycler, John F. (1884)
 Emslie, Robert Daniel (1890) P
 Ferguson, Robert Vavasour (1886-89, 1891) P/M/O
 Gaffney, John H. (1888-89) M
 Gleason, William G. (1891) P
 Goldsmith, Fred Ernest (1888-89) P
 Griffith, E.A. (1884)
 Hautz, Charles A. (1882) P

Hecker, Guy Jackson (1889) P/M
 Holland, John A. (1884)
 Holland, Willard A. (1889) P
 Hurley, Michael Daniel (1887)
 Jennings, Alfred Gorden (1887) P
 Jones, Charles Wesley (1891) P
 Kelly, John O. (1883-86) P/M
 Kerins, John Nelson (1889-91) P/M
 Knight, Alonzo P. (1887) P/M
 Lawler, John F. (1884)
 Mack, Dennis Joseph (1886) P/M
 Macullar, James F. (1891) P
 Magner, John T. (1883) P
 Mahoney, Michael J. (1891)
 Mathews, Robert T. (1891) P
 McLaughlin, Michael J. (1891)
 McLean, William H. (1885)
 McNichol, Robert (1883)
 McQuaid, John H. (1886-88)
 Morton, Charles Hazen (1886) P/M
 O'Brien, Frank (1890)

Peoples, James Elsworth (1890) P
 Pike, Lipman Emanuel (1889) P/M
 Pratt, Albert George (1883) P/M
 Quinn, A.J. (1886)
 Riley, William James (1882) P
 Ross, Robert T. (1882)
 Seward, George E. (1884) P
 Simmons, Joseph S. (1882) P/M
 Smith, Charles Melvin (1882) P
 Snyder, Charles N. (1891) P/M
 Sommer, Benjamin F. (1883)
 Sullivan, Jeremiah (1887)
 Sullivan, Timothy Paul (1887) P/M
 Taylor, Walter (1890)
 Toole, Stephen John (1890) P
 Tunnison, William (1885-86)
 Valentine, John G. (1884-87)
 Walsh, Michael F. (1882-83, 1885-86) M
 York, Thomas Jefferson (1886) P/M
 Young, Benjamin F. (1886)

UNION ASSOCIATION (1884)

Crawford, Alexander
 Devinney, P.H.
 Dutton, Patrick
 Hengle, Emory J. P
 Holland, John A.
 Hooper, Michael H. P
 Jennings, Alfred Gorden P

Jordan, William H.
 Mapledoram, Blake A.
 McCaffrey, Harry Charles P
 Seward, George E. P
 Stearns, Daniel Eckford P
 Sullivan, David F.

PLAYERS LEAGUE (1890)

Barnes, Roscoe Charles P
 Ferguson, Robert Vavasour P/M/O
 Gaffney, John H. M
 Gunning, Thomas Francis P
 Holbert, William Henry P/M
 Jones, Charles Wesley P

Knight, Alonzo P. P/M
 Leach, Henry
 Matthews, John
 Pierce, Grayson S. P
 Sheridan, John F.
 Snyder, Charles N. P/M

ONE-GAME UMPIRE

Bill Gleason was the St. Louis Browns regular shortstop from 1882 to 1887 and concluded his major league playing career in 1889. Prior to the 1891 season, the American Association appointed him to its regular umpiring staff. Gleason's first assignment was to officiate the Opening Day game at St. Louis on April 8 between the Browns and Cincinnati Kelly's Killers.

When the game went into overtime, knotted 7-7, Cincinnati began to stall on orders from manager Mike Kelly, who claimed it was too dark to continue. Gleason disagreed. Kelly went into a deeper stall and stepped up his accusations that everything Gleason did favored his old

team. Finally, in exasperation, Gleason forfeited the game to St. Louis. He then stormed off the field and cabled his resignation to Association headquarters. Gleason's forfeiture was later overturned, and the game had to be replayed, only confirming his judgment that the job was not for him. He never umpired another game in the majors.

THE ONLY MAJOR LEAGUE UMPIRE EVER TO BE BANNED

Dick Higham was already a shadowy figure long before he cut all ties with Providence after he paced the National League in both runs and doubles in 1878. Only 26 at the time, Higham played just one more game in the majors. But perhaps choosing to believe that his lineage—Higham was born in England, the son of a highly respected cricket player—would eventually prevail over his reputation, National League president William Hulbert hired him as a regular umpire in 1881. The following season, while umpiring a string of games involving Detroit, Higham came under attack when he seemed to be giving the Wolverines' opponents the benefit of too many close calls. Wolverines president W. G. Thompson, who was also the mayor of Detroit, was finally led to inspect Higham's mail, much of which was in code and not particularly hard to decipher—or so Thompson believed. He claimed it was simple to deduce that Higham was in collusion with gamblers who were betting against Detroit on the umpire's assurance that their money was safe.

After being booted from baseball, Higham remained a shadowy figure. According to some reports, he parlayed the connections he'd made as a crooked umpire and became a bookmaker in Chicago. Thompson also left the game soon thereafter. In the late 1890s, he told former Wolverines manager Frank Bancroft that he now loathed baseball and added, "Baseball is like the measles. I had it once, and that's enough."

Meanwhile, by that time, Higham had dropped from view so completely that unlike every other nefarious incident or scandal since baseball's inception as a profession in the late 1860s, the story of his banishment was never reprised and seldom even mentioned by the game's two major organs of his time, *Sporting Life* and *The Sporting News*. The silence surrounding Higham's departure from the game, coupled with his own refusal ever to discuss it publicly or make any ostensible attempt to defend himself against the bribery charges, lends weight to those who feel that the full story did not emerge in 1882 and probably never will.

NINETEENTH CENTURY SINGLE SEASON AND CAREER LEADERS

BATTING

(1871-92)

Batting Average (300 ABs)	.435, Tip O'Neill, St. Louis (AA), 1887 .429, Ross Barnes, Chicago (NL), 1876 .425, Ross Barnes, Boston (NA), 1873 .412, Fred Dunlap, St. Louis (UA), 1884 .402, Pete Browning, Louisville (AA), 1887
Slugging Average (300 ABs)	.691, Tip O'Neill, St. Louis (AA), 1887 .621, Fred Dunlap, St. Louis (UA), 1884 .616, Ross Barnes, Boston (NA), 1873 .590, Ross Barnes, Chicago (NL), 1876 .581, Dan Brouthers, Detroit (NL), 1886
Total Bases	357, Tip O'Neill, St. Louis (AA), 1887 311, Sam Thompson, Detroit (NL), 1887 301, Dave Orr, New York (AA), 1886 299, Pete Browning, Louisville (AA), 1887 298, Denny Lyons, Philadelphia (AA), 1887
Hits	225, Tip O'Neill, St. Louis (AA), 1887 220, Pete Browning, Louisville (AA), 1887 209, Denny Lyons, Philadelphia (AA), 1887 205, Jack Glasscock, Indianapolis (NL), 1889 203, Sam Thompson, Detroit (NL), 1887
Runs	177, Tom Brown, Boston (AA), 1891 167, Tip O'Neill, St. Louis (AA), 1887 163, Arlie Latham, St. Louis (AA), 1887 161, Hugh Duffy, Chicago (PL), 1890 160, Fred Dunlap, St. Louis (UA), 1884 155, Mike Kelly, Chicago (NL), 1886 (pre-1893 NL record)
Doubles	52, Tip O'Neill, St. Louis (AA), 1887 49, Ned Williamson, Chicago (NL), 1883 43, Denny Lyons, Philadelphia (AA), 1887 41, Dan Brouthers, Buffalo (NL), 1883 41, Mike Kelly, Boston (NL), 1889 41, Sam Thompson, Philadelphia (NL), 1890
Triples	31, Dave Orr, New York (AA), 1886 26, Long John Reilly, Cincinnati (NL), 1890 23, Harry Stovey, Philadelphia (AA), 1884 23, Sam Thompson, Detroit (NL), 1887 22, Roger Connor, New York (NL), 1887 22, Bid McPhee, Cincinnati (NL), 1890 22, Joe Visner, Pittsburgh (PL), 1890 22, Jake Beckley, Pittsburgh (PL), 1890

19TH CENTURY SINGLE SEASON AND CAREER LEADERS

Home Runs	27, Ned Williamson, Chicago (NL), 1884 25, Fred Pfeffer, Chicago (NL), 1884 22, Abner Dalrymple, Chicago (NL), 1884 21, Cap Anson, Chicago (NL), 1884 20, Sam Thompson, Philadelphia (NL), 1889
Walks	136, Jack Crooks, St. Louis (LA), 1892 123, Bill Joyce, Brooklyn (PL), 1890 118, Yank Robinson, St. Louis (AA), 1889 117, Dummy Hoy, St. Louis (AA), 1891 117, Cupid Childs, Cleveland (LA), 1892
Stolen Bases	138, Hugh Nicol, Cincinnati (AA), 1887 129, Arlie Latham, St. Louis (AA), 1887 117, Charlie Comiskey, St. Louis (AA), 1887 111, John Ward, New York (NL), 1887 111, Billy Hamilton, Kansas City (AA), 1889 111, Billy Hamilton, Philadelphia (NL), 1891
Strikeouts	.104, Sam Wise, Boston (NL), 1884 96, Tom Brown, Boston (AA), 1891 94, Tom Brown, Louisville (LA), 1892 92, Jim McTamany, Colum-Phila (AA), 1891 89, Frank Meinke, Detroit (NL), 1884
Hit by Pitch	36, Curt Welch, Baltimore (AA), 1891 34, Curt Welch, Phila-Balt (AA), 1890 33, Tommy Tucker, Baltimore (AA), 1889 29, Tommy Tucker, Baltimore (AA), 1887 29, Curt Welch, Philadelphia (AA), 1888 29, Chief Roseman, StL-Louis (AA), 1890 29, Tommy Tucker, Boston (NL), 1891
(1893-1900)	
Batting Average (350 ABs)	440, Hugh Duffy, Boston (LA), 1894 .424, Willie Keeler, Baltimore (LA), 1897 .415, Sam Thompson, Philadelphia (LA), 1894 .410, Ed Delahanty, Philadelphia (LA), 1899 .410, Jesse Burkett, Cleveland (LA), 1896
Slugging Average (350 ABs)	.696, Sam Thompson, Philadelphia (LA), 1894 .694, Hugh Duffy, Boston (LA), 1894 .654, Sam Thompson, Philadelphia (LA), 1895 .648, Bill Joyce, Washington (LA), 1894 .631, Ed Delahanty, Philadelphia (LA), 1896
Total Bases	374, Hugh Duffy, Boston (LA), 1894 352, Sam Thompson, Philadelphia (LA), 1895 347, Ed Delahanty, Philadelphia (LA), 1893 338, Ed Delahanty, Philadelphia (LA), 1899 331, Buck Freeman, Washington (LA), 1899
Hits	240, Jesse Burkett, Cleveland (LA), 1896 239, Willie Keeler, Baltimore (LA), 1897 238, Ed Delahanty, Philadelphia (LA), 1899 237, Hugh Duffy, Boston (LA), 1894 225, Jesse Burkett, Cleveland (LA), 1895
Runs	196, Billy Hamilton, Philadelphia (LA), 1894 166, Billy Hamilton, Philadelphia (LA), 1895 165, Joe Kelley, Baltimore (LA), 1894 165, Willie Keeler, Baltimore (LA), 1894 162, Willie Keeler, Baltimore (LA), 1895

Doubles	55, Ed Delahanty, Philadelphia (LA), 1899 51, Hugh Duffy, Boston (LA), 1894 49, Ed Delahanty, Philadelphia (LA), 1895 48, Joe Kelley, Baltimore (LA), 1894 45, Honus Wagner, Pittsburgh (NL), 1900 45, Sam Thompson, Philadelphia (LA), 1895 45, Walt Wilmot, Chicago (LA), 1894
Triples	31, Heinie Reitz, Baltimore (LA), 1894 29, Perry Werden, St. Louis (LA), 1893 28, Sam Thompson, Philadelphia (LA), 1894 28, Harry Davis, Pittsburgh (LA), 1897 28, Jimmy Williams, Pittsburgh (LA), 1899 27, George Davis, New York (LA), 1893
Home Runs	25, Buck Freeman, Washington (LA), 1899 19, Ed Delahanty, Philadelphia (LA), 1893 18, Hugh Duffy, Boston (LA), 1894 18, Sam Thompson, Philadelphia (LA), 1895 17, Jack Clements, Philadelphia (LA), 1893 17, Bill Joyce, Washington (LA), 1894 17, Bobby Lowe, Boston (LA), 1894 17, Bill Joyce, Washington (LA), 1895
Walks	128, Billy Hamilton, Philadelphia (LA), 1894 124, John McGraw, Baltimore (LA), 1899 121, Jack Crooks, St. Louis (LA), 1893 120, Cupid Childs, Cleveland (LA), 1893 115, Roy Thomas, Philadelphia (LA), 1899 115, Roy Thomas, Philadelphia (NL), 1900
Stolen Bases	100, Billy Hamilton, Philadelphia (LA), 1894 97, Billy Hamilton, Philadelphia (LA), 1895 87, Joe Kelley, Baltimore (LA), 1896 84, Bill Lange, Chicago (LA), 1896 83, Billy Hamilton, Boston (LA), 1896
Strikeouts	74, Tom Brown, Louisville (LA), 1894 65, Tom Daly, Brooklyn (LA), 1893 63, Tom Brown, Louisville (LA), 1893 60, Tom Brown, StL-Wash (LA), 1895 58, Tom McCreery, Louisville (LA), 1896
Hit by Pitch	51, Hughie Jennings, Baltimore LA, 1896 46, Hughie Jennings, Baltimore (LA), 1897 46, Hughie Jennings, Baltimore (LA), 1898 39, Dan McGann, Baltimore (LA), 1898 37, Dan McGann, Brook-Wash (LA), 1899

PITCHING

(1871-92)

Wins	60, Charley Radbourn, Providence (NL), 1884 55, Al Spalding, Boston (NA), 1875 53, John Clarkson, Chicago (NL), 1885 52, Guy Hecker, Louisville (AA), 1884 52, Al Spalding, Boston (NA), 1874 49, John Clarkson, Boston (NL), 1889
Losses	48, John Coleman, Philadelphia (NL), 1884 42, Will White, Cincinnati (NL), 1880 41, Larry McKeon, Indianapolis (AA), 1884 40, George Bradley, Troy (NL), 1879 40, Jim McCormick, Cleveland (NL), 1879

19TH CENTURY SINGLE SEASON AND CAREER LEADERS

Innings	680, Will White, Cincinnati (NL), 1879 678.2, Charley Radbourn, Providence (NL), 1884 670.2, Guy Hecker, Louisville (AA), 1884 657.2, Jim McCormick, Cleveland (NL), 1880 656.1, Jim Galvin, Buffalo (NL), 1883
Hits Allowed	772, John Coleman, Philadelphia (NL), 1883 755, Al Spalding, Boston (NA), 1874 711, Bobby Mathews, New York (NA), 1875 696, Jim Britt, Brooklyn (NA), 1873 693, Bobby Mathews, New York (NL), 1876
Complete Games	75, Will White, Cincinnati (NL), 1879 73, Charley Radbourn, Providence (NL), 1884 72, Jim McCormick, Cleveland (NL), 1880 72, Jim Galvin, Buffalo (NL), 1883 72, Guy Hecker, Louisville (AA), 1884
Strikeouts	513, Matt Kilroy, Baltimore (AA), 1886 499, Toad Ramsey, Louisville (AA), 1886 483, Hugh Daily, CP-Washington (UA), 1884 451, Dupee Shaw, Detroit (NL)-Boston (UA), 1884 441, Charley Radbourn, Providence (NL), 1884
Walks	289, Amos Rusie, New York (NL), 1890 274, Mark Baldwin, Columbus (AA), 1889 267, Amos Rusie, New York (NL), 1892 262, Amos Rusie, New York (NL), 1891 249, Mark Baldwin, Chicago (PL), 1890 * Lefthander's record * 226, Phil Knell, Columbus (AA), 1891
Wild Pitches	83, Mark Baldwin, Columbus (AA), 1889 63, Bill Stemmeyer, Boston (NL), 1886 62, Mike Morrison, Cleveland (AA), 1887 58, Ed Seward, Philadelphia (AA), 1888 56, Gus Weyhing, Philadelphia (AA), 1888
Hit Batsmen	54, Phil Knell, Columbus (AA), 1891 43, Frank Foreman, Washington (AA), 1891 42, Gus Weyhing, Philadelphia (AA), 1888 40, Frank Foreman, Baltimore (AA), 1889 37, Gus Weyhing, Philadelphia (AA), 1887
Home Runs Allowed	35, Larry Corcoran, Chicago (NL), 1884 27, Charlie Getzein, Indianapolis (NL), 1889 26, Bill Hutchison, Chicago (NL), 1891 24, Charlie Getzein, Detroit (NL), 1887 24, John Healy, Indianapolis (NL), 1887
Shutouts	16, George Bradley, St. Louis (NL), 1876 12, Jim Galvin, Buffalo (NL), 1884 12, Ed Morris, Pittsburgh (AA), 1886 11, Tommy Bond, Boston (NL), 1879 11, Charley Radbourn, Providence (NL), 1884 11, Dave Foutz, St. Louis (AA), 1886
Winning Percentage (Minimum 20 wins)	.917, Al Spalding, Boston (NA), 1875 .875, Fred Goldsmith, Chicago (NL), 1880 .833, Charley Radbourn, Providence (NL), 1884 .826, Al Spalding, Boston (NA), 1872 .800, Mickey Welch, New York (NL), 1885

Opponents' OBP .199, Guy Hecker, Louisville (AA), 1882
 .211, Charlie Sweeney, Prov (NL)-StL (UA), 1884
 .212, Tim Keefe, Troy (NL), 1880
 .215, Henry Boyle, St. Louis (UA), 1884
 .217, George Bradley, Providence (NL), 1880

ERA (100 Innings) 0.86, Tim Keefe, Troy (NL), 1880
 1.21, Denny Driscoll, Pittsburgh (AA), 1882
 1.23, George Bradley, St. Louis (NL), 1876
 1.30, Guy Hecker, Louisville (AA), 1882
 1.38, George Bradley, Providence (NL), 1880
 1.38, Charley Radbourn, Providence (NL), 1884

(1893-1900)

Wins 36, Frank Killen, Pittsburgh (LA), 1893
 36, Amos Rusie, New York (LA), 1894
 35, Cy Young, Cleveland (LA), 1895
 34, Cy Young, Cleveland (LA), 1893
 34, Kid Nichols, Boston (LA), 1893

Losses 35, Red Donahue, St. Louis (LA), 1897
 30, Ted Breitenstein, St. Louis (LA), 1895
 30, Jim Hughey, Cleveland (LA), 1899
 29, Bill Hart, St. Louis (LA), 1896
 29, Jack Taylor, St. Louis (LA), 1898

Innings 482, Amos Rusie, New York (LA), 1893
 447.1, Ted Breitenstein, St. Louis (LA), 1894
 444.1, Pink Hawley, Pittsburgh (LA), 1895
 444, Amos Rusie, New York (LA), 1894
 432.1, Frank Killen, Pittsburgh (LA), 1896

Hits Allowed 497, Ted Breitenstein, St. Louis (LA), 1894
 488, Cy Young, Cleveland (LA), 1894
 488, Kid Nichols, Boston (LA), 1894
 485, Bill Carrick, New York (LA), 1899
 484, Red Donahue, St. Louis (LA), 1897

Complete Games 50, Amos Rusie, New York (LA), 1893
 46, Ted Breitenstein, St. Louis (LA), 1894
 46, Ted Breitenstein, St. Louis (LA), 1895
 45, Amos Rusie, New York (LA), 1894
 44, Cy Young, Cleveland (LA), 1894
 44, Pink Hawley, Pittsburgh (LA), 1895
 44, Frank Killen, Pittsburgh (LA), 1896

Strikeouts 239, Cy Seymour, New York (LA), 1898
 208, Amos Rusie, New York (LA), 1893
 201, Amos Rusie, New York (LA), 1895
 195, Amos Rusie, New York (LA), 1894
 178, Doc McJames, Baltimore (LA), 1898

Walks 218, Amos Rusie, New York (LA), 1893
 213, Cy Seymour, New York (LA), 1898
 200, Amos Rusie, New York (LA), 1894
 191, Ted Breitenstein, St. Louis (LA), 1894
 189, Tony Mullane, Baltimore (LA), 1893

Shutouts 6, Wiley Piatt, Philadelphia (LA), 1898
 6, Jack Powell, Cleveland (LA), 1898
 5, Done by six pitchers

19TH CENTURY SINGLE SEASON AND CAREER LEADERS

Wild Pitches	29, Tony Mullane, Cin-Balt (LA) 1893 27, Chick Fraser, Louisville (LA) (1896) 26, Amos Rusie, New York (LA), 1893 24, Doc Mc James, Washington (LA) 1896 22, Chick Fraser, Louisville (LA) (1897)
Hit Batsmen	40, Joe McGinnity, Brooklyn (NL), 1900 39, Danny Friend, Chicago (LA), 1896 36, Ed Doheny, New York (LA), 1899 33, Pink Hawley, Pittsburgh (LA), 1895 32, Cy Seymour, New York (LA), 1898
Home Runs Allowed	27, Jack Stivetts, Boston (LA), 1894 27, Frank Dwyer, Cincinnati (LA), 1894 23, Kid Nichols, Boston (LA), 1894 22, Harry Staley, Boston (LA), 1893 22, Kid Carsey, Philadelphia (LA), 1894
Winning Percent (Minimum 20 wins)	.835, Bill Hoffer, Baltimore (LA), 1895 .824, Jim Hughes, Brooklyn (LA), 1899 .788, Fred Klobedanz, Boston (LA), 1897 .786, Jouett Meekin, New York (LA), 1894 .781, Bill Hoffer, Baltimore (LA), 1896
Opponents' OBP	.272, Kid Nichols, Boston (LA), 1898 .275, Al Maul, Baltimore (LA), 1898 .285, Cy Young, St. Louis (LA), 1899 .288, Cy Young, Cleveland (LA), 1898 .289 Noodles Hahn, Cincinnati, 1899 .289, Deacon Phillippe, Pittsburgh (NL), 1900
ERA (140 Inn.)	1.88, Clark Griffith, Chicago (LA), 1898 2.10, Al Maul, Baltimore (LA), 1898 2.13, Kid Nichols, Boston (LA), 1898 2.36, Doc McJames, Baltimore (LA), 1898 2.37, Rube Waddell, Pittsburgh (NL), 1900

FIELDING
(1871-92)

First Basemen				
Fielding Average	.993	Roger Connor	New York (NL)	1887
Total Chances	1693	Jake Beckley	Pittsburgh (LA)	1892
Putouts	1523	Jake Beckley	Pittsburgh (LA)	1892
Assists	132	Jake Beckley	Pittsburgh (LA)	1892
Fielding Runs	20	Jake Beckley	Pittsburgh (LA)	1892
Second Basemen				
Fielding Average	.957	Jack Crooks	Columbus (AA)	1891
Total Chances	1058	Bid McPhee	Cincinnati (AA)	1886
Putouts	529	Bid McPhee	Cincinnati (AA)	1886
Assists	555	Lou Bierbauer	Pittsburgh (LA)	1892
Fielding Runs	45	Danny Richardson	New York (NL)	1891
Third Basemen				
Fielding Average	.933	Chippy McGarr	Boston (NL)	1890
Total Chances	660	Billy Shindle	Baltimore (LA)	1892
Putouts	255	Denny Lyons	Philadelphia (AA)	1887
Assists	382	Billy Shindle	Baltimore (LA)	1892
Fielding Runs	40	Billy Shindle	Baltimore (AA)	1892

Shortstops			
Fielding Average	.947	George Wright	Boston (NL) 1878
Total Chances	970	Hughie Jennings	Louisville (LA) 1892
Putouts	345	Herman Long	Boston (NL) 1891
Assists	561	Germany Smith	Cincinnati (LA) 1892
Fielding Runs	40	Germany Smith	Brooklyn (AA) 1885

Outfielders			
Fielding Average	.986	Mike Griffin	Brooklyn (LA) 1892
Total Chances	422	Tom Brown	Louisville (LA) 1892
Putouts	367	Jimmy McAleer	Cleveland (LA) 1892
Assists	50	Orator Shaffer	Chicago (NL) 1879
Fielding Runs	30	Jim Fogarty	Philadelphia (NL) 1887

Catchers			
Fielding Average	.966	Charlie Bennett	Detroit (NL) 1888
Total Chances	829	Doc Bushong	St. Louis (AA) 1886
Putouts	647	Doc Bushong	St. Louis (AA) 1886
Assists	188	Chief Zimmer	Cleveland (LA) 1892
Fielding Runs	34	Bill Holbert	New York (AA) 1883

Pitchers			
Fielding Average	1.000	Jim McCormick	Cleveland (NL) 1884
Total Chances	257	Will White	Cincinnati (AA) 1882
Putouts	57	Dave Foutz	St. Louis (AA) 1886
Assists	223	Will White	Cincinnati (AA) 1882
Fielding Runs	12	Will White	Cincinnati (AA) 1882

(1893-00)

First Basemen			
Fielding Average	.994	Pat Tebeau	Cleveland (LA) 1897
Total Chances	1667	Tommy Tucker	Brook-StL (LA) 1898
Putouts	1552	Tommy Tucker	Brook-StL (LA) 1898
Assists	116	Perry Werden	Louisville (LA) 1897
Fielding Runs	19	Perry Werden	Louisville (LA) 1897

Second Basemen			
Fielding Average	.978	Bid McPhee	Cincinnati (LA) 1896
Total Chances	918	Kid Gleason	New York (LA) 1899
Putouts	442	Nap Lajoie	Philadelphia (LA) 1898
Assists	487	Cupid Childs	Cleveland (LA) 1896
Fielding Runs	39	Cupid Childs	Cleveland (LA) 1896

Third Basemen			
Fielding Average	.959	Lave Cross	Cle-StL (LA) 1899
Total Chances	671	Jimmy Williams	Pittsburgh (LA) 1899
Putouts	251	Jimmy Williams	Pittsburgh (LA) 1899
	251	Jimmy Collins	Boston (NL) 1900
Assists	376	Jimmy Collins	Boston (NL) 1899
Fielding Runs	36	Lave Cross	Cleve-StL (LA) 1899

Shortstops			
Fielding Average	.945	George Davis	New York (LA) 1899
Total Chances	1003	Monte Cross	Philadelphia (LA) 1898
Putouts	425	Hughie Jennings	Baltimore (LA) 1895
Assists	561	Tommy Corcoran	Cincinnati (LA) 1898
Fielding Runs	46	George Davis	New York (LA) 1899

19TH CENTURY SINGLE SEASON AND CAREER LEADERS

		Outfielders		
Fielding Average	.983	Steve Brodie	Pittsburgh (LA)	1897
Total Chances	448	Jimmy Slagle	Washington (LA)	1899
Putouts	407	Jimmy Slagle	Washington (LA)	1899
Assists	43	Jimmy Bannon	Boston (LA)	1894
Fielding Runs	29	Jesse Burkett	Cleveland (LA)	1896
		Catchers		
Fielding Average	.977	Heinie Peitz	Cincinnati (LA)	1899
Total Chances	697	John Warner	New York (LA)	1898
Putouts	536	John Warner	New York (LA)	1898
Assists	179	Deacon McGuire	Washington (LA)	1895
Fielding Runs	32	John Warner	New York (LA)	1897
		Pitchers		
Fielding Average	1.000	Kid Nichols	Boston (LA)	1896
Total Chances	184	Jack Taylor	St. Louis (LA)	1898
Putouts	45	Ted Breitenstein	St. Louis (LA)	1895
Assists	145	Cy Young	Cleveland (LA)	1896
Fielding Runs	9	Ed Scott	Cincinnati (NL)	1900

NINETEENTH CENTURY CAREER LEADERS**BATTING ***

Top 20	Batting Averages	Top 20	Slugging Averages
1. Willie Keeler	.381	1. Nap Lajoie	.520
2. Ross Barnes	.360	2. Dan Brouthers	.519
3. Jesse Burkett	.357	3. Sam Thompson	.508
4. Billy Hamilton	.348	4. Dave Orr	.502
5. Cal McVey	.346	5. Ed Delahanty	.499
6. Nap Lajoie	.345	6. Joe Kelley	.492
7. Ed Delahanty	.343	7. Roger Connor	.486
8. Dan Brouthers	.342	8. Jake Stenzel	.480
Dave Orr	.342	9. Willie Keeler	.477
10. Pete Browning	.341	10. Jesse Burkett	.470
11. Jake Stenzel	.339	11. Ross Barnes	.468
12. Joe Kelley	.338	12. Pete Browning	.467
13. John McGraw	.337	Bill Joyce	.467
14. Cap Anson	.334	14. Mike Tiernan	.463
15. Sam Thompson	.331	15. Harry Stovey	.461
16. Bill Lange	.330	16. Bill Lange	.459
17. Fred Clarke	.327	17. Tip O'Neill	.458
Chick Stahl	.327	18. Buck Ewing	.456
19. Tip O'Neill	.326	Chick Stahl	.456
20. Hugh Duffy	.325	20. Jake Beckley	.453

740 Bases on Balls

1. Billy Hamilton	1125
2. Roger Connor	1002
3. Cap Anson	984
4. Bid McPhee	982
5. Cupid Childs	961
6. Dummy Hoy	880
7. Dan Brouthers	840
8. Mike Griffin	809
9. Billy Nash	803
10. Paul Radford	791
11. George Van Haltren	775
12. Tom Brown	748
Mike Tiernan	748
14. Jimmy Ryan	744

2800 Total Bases

1. Cap Anson	4592
2. Roger Connor	3788
3. Jim O'Rourke	3591
4. Dan Brouthers	3484
5. Jimmy Ryan	3241
6. Ed Delahanty	3163
7. Bid McPhee	3088
8. Sam Thompson	3025
9. George Van Haltren	3018
10. Hugh Duffy	3006
11. Jake Beckley	2929
12. Paul Hines	2884
13. Ed McKean	2869
14. Harry Stovey	2832

74 Home Runs

1. Roger Connor	138
2. Sam Thompson	126
3. Harry Stovey	122
4. Dan Brouthers	106
Mike Tiernan	106
6. Jimmy Ryan	105
7. Hugh Duffy	104
8. Cap Anson	98
9. Fred Pfeffer	94
10. Herman Long	86
11. Ed Delahanty	82
12. Jack Clements	77
13. Jake Beckley	75
Jerry Denny	74

2000 Hits

1. Cap Anson	3416
2. Jim O'Rourke	2639
3. Roger Connor	2467
4. Dan Brouthers	2296
5. George Van Haltren	2259
6. Bid McPhee	2258
7. Jimmy Ryan	2239
8. Ed Delahanty	2175
9. Hugh Duffy	2171
10. Paul Hines	2133
11. John Ward	2105
12. Ed McKean	2083
13. Deacon White	2067
14. Billy Hamilton	2064
15. Jack Glasscock	2040
16. Jesse Burkett	2001

300 Doubles

1. Cap Anson	582
2. Jim O'Rourke	468
3. Dan Brouthers	460
4. Roger Connor	441
5. Ed Delahanty	432
6. Paul Hines	399
7. Jimmy Ryan	394
8. Mike Kelly	359
9. Harry Stovey	347
10. Sam Thompson	340
11. Jake Beckley	324
12. Jack Glasscock	313
Mike Griffin	313
14. Hugh Duffy	307
15. Bid McPhee	303
Hardy Richardson	303
17. Herman Long	302

1400 Runs

1. Cap Anson	1996
2. Bid McPhee	1684
3. Jim O'Rourke	1729
4. Roger Connor	1620
5. Billy Hamilton	1619
6. Dan Brouthers	1523
Tom Brown	1523
8. Jimmy Ryan	1508
9. George Van Haltren	1501
10. Hugh Duffy	1497
11. Harry Stovey	1492
12. Arlie Latham	1478
13. John Ward	1410
14. Mike Griffin	1406

135 Triples

1. Roger Connor	233
2. Dan Brouthers	205
3. Bid McPhee	189
4. Jake Beckley	188
5. Buck Ewing	178
6. Harry Stovey	174
7. Mike Tiernan	162
8. Sam Thompson	160
9. Ed McKean	158
10. Ed Delahanty	155
11. George Van Haltren	152
12. Jim O'Rourke	149
13. Jimmy Ryan	147
14. Cap Anson	142
15. John Reilly	139
16. Tom Brown	138
17. Joe Kelley	137
18. Elmer Smith	135

100 Hit By Pitches

1. Tommy Tucker	272
2. Hughie Jennings	263
3. Curt Welch	173
4. Jake Beckley	150
5. Steve Brodie	118
6. Dummy Hoy	115
7. John McGraw	111
8. Bill Joyce	108
9. Dan McGann	105
Dan Brouthers	105
11. Ted Larkin	100

* Minimum 2,000 at bats for batting and slugging average leaders. Career RBI, stolen base and strikeout leaders are not included because too much data is unavailable.

19TH CENTURY SINGLE SEASON AND CAREER LEADERS**PITCHING****Top 20 Wins**

1. Jim Galvin	365
2. Tim Keefe	342
3. John Clarkson	328
4. Charley Radbourn	310
Kid Nichols	310
6. Mickey Welch	308
7. Bobby Mathews	297
8. Cy Young	286
9. Tony Mullane	284
10. Jim McCormick	265
11. Gus Weyhing	264
12. Al Spalding	252
13. Amos Rusie	247
14. Tommy Bond	234
15. Charlie Buffinton	233
16. Will White	229
17. Bob Caruthers	218
18. Silver King	203
Jack Stivetts	203
20. Bill Terry	197

4000 Innings

1. Jim Galvin	5998.1
2. Tim Keefe	5049.2
3. Bobby Mathews	4955.1
4. Mickey Welch	4802
5. John Clarkson	4536.1
6. Tony Mullane	4531.1
7. Charley Radbourn	4527.1
8. Gus Weyhing	4316.2
9. Jim McCormick	4275.2
10. Kid Nichols	4227
11. Cy Young	4043.2

1500 Strikeouts

1. Tim Keefe	2564
2. John Clarkson	1978
3. Amos Rusie	1944
4. Mickey Welch	1850
5. Charley Radbourn	1830
6. Jim Galvin	1815
7. Tony Mullane	1803
8. Jim McCormick	1704
9. Charlie Buffinton	1700
10. Gus Weyhing	1664
11. Jim Whitney	1571
12. Bill Terry	1553
13. Kid Nichols	1537
14. Bobby Mathews	1528
15. Toad Ramsey	1515

ERA Below 2.76 (1000 Innings)

1. Jim Devlin	2.06
2. John Ward	2.10
3. Al Spalding	2.13
4. Will White	2.28
5. Tommy Bond	2.32
6. Larry Corcoran	2.36

Top 20 Losses

1. Jim Galvin	309
2. Bobby Mathews	248
3. Gus Weyhing	231
4. Tim Keefe	225
5. Tony Mullane	220
6. Jim McCormick	214
7. Mickey Welch	210
8. Jim Whitney	204
9. Bill Terry	196
10. Charley Radbourn	195
11. John Clarkson	178
12. Amos Rusie	173
13. Cy Young	170
14. Ted Breitenstein	167
Kid Nichols	167
Red Ehret	167
17. Bert Cunningham	166
Will White	166
19. Pink Hawley	165
Mark Baldwin	165

400 Complete Games

1. Jim Galvin	645
2. Tim Keefe	554
3. Mickey Welch	525
Bobby Mathews	525
5. Charley Radbourn	488
6. John Clarkson	485
7. Tony Mullane	468
8. Jim McCormick	466
9. Gus Weyhing	448
10. Kid Nichols	443
11. Cy Young	418

.600 Winning Pct. (150 decisions)

1. Al Spalding	.795
2. Dave Foutz	.690
3. Bob Caruthers	.688
4. Larry Corcoran	.665
5. Dick McBride	.656
6. Kid Nichols	.650
7. John Clarkson	.648
8. Nig Cuppy	.637
9. Cy Young	.627
10. Fred Goldsmith	.622
11. Charley Radbourn	.614
12. John Ward	.613
13. Clark Griffith	.611
14. Charlie Ferguson	.607
Candy Cummings	.607
16. Jack Stivetts	.606
17. Charlie Buffinton	.605
18. Tim Keefe	.603

On-Base Percentage Below .276

1. John Ward	.254
2. Jim Devlin	.259
3. George Bradley	.260
4. Terry Larkin	.263
Tommy Bond	.263
6. Larry Corcoran	.264

ERA Below 2.76 (1000 Innings)

7. Terry Larkin	2.43
Jim McCormick	2.43
9. George Bradley	2.44
10. Candy Cummings	2.50
11. Tim Keefe	2.62
12. Charlie Ferguson	2.67
13. Charley Radbourn	2.68
14. Mickey Welch	2.71
15. Fred Goldsmith	2.73

125 Hit Batsmen

1. Gus Weyhing	272
2. Pink Hawley	201
3. Tony Mullane	185
4. Bill Terry	148
Bert Cunningham	148
6. Silver King	146
7. Clark Griffith	136
Phil Knell	136
9. Frank Foreman	134
10. Jack Taylor	126

FIELDING**1000 Games****1B**

Cap Anson	2151
Roger Connor	1758
Tommy Tucker	1669
Dan Brouthers	1632
Jake Beckley	1596
Charlie Comiskey	1363
John Reilly	1075
Joe Start	1070
Bill Phillips	1032

2B

Bid McPhee	2126
Fred Pfeffer	1537
Cupid Childs	1391
Lou Bierbauer	1364
Joe Quinn	1237
Cub Stricker	1145
Jack Burdock	1064
Bill Hallman	1043

3B

Arlie Latham	1571
Billy Nash	1464
Billy Shindle	1272
Jerry Denny	1109
Denny Lyons	1085
George Pinkney	1061
Hick Carpenter	1059

SS

Germany Smith	1665
Jack Glasscock	1628
Ed McKean	1564
Herman Long	1489
Tommy Corcoran	1373
Bones Ely	1022

On-Base Percentage Below .276

7. Will White	.268
8. Al Spalding	.269
9. Charlie Ferguson	.270
10. Ed Morris	.273
Candy Cummings	.273
12. Jim McCormick	.274
13. Fred Goldsmith	.275
Jim Whitney	.275
Dick McBride	.275

100 Home Runs Allowed

1. John Clarkson	160
2. Kid Nichols	143
3. Jack Stivetts	131
4. Jim Galvin	122
5. Gus Weyhing	120
6. Charley Radbourn	117
7. Frank Dwyer	109
8. Mickey Welch	106
9. Bill Hutchison	104

Top 3 Fielding Average *

Pat Tebeau	.984
Candy LaChance	.983
Fred Tenney	.982

Heinie Reitz	.955
Bobby Lowe	.948
Jack Crooks	.946

Lave Cross	.937
Jimmy Collins	.929
Charlie Irwin	.920

George Davis	.935
Bones Ely	.924
Hughie Jennings	.922

19TH CENTURY SINGLE SEASON AND CAREER LEADERS**1000 Games****OF**

Tom Brown	1785
Jimmy Ryan	1711
George Van Haltren	1597
Dummy Hoy	1592
Hugh Duffy	1583
Billy Hamilton	1488
Mike Griffin	1478
Mike Tiernan	1476
Jim O'Rourke	1444
Sam Thompson	1401
Paul Hines	1376
Jesse Burkett	1347
Patsy Donovan	1327
George Gore	1297
Ned Hanlon	1251
George Wood	1232
Steve Brodie	1228
Tommy McCarthy	1188
Curt Welch	1075
Elmer Smith	1073
Joe Kelley	1066
Joe Hornung	1054
Pop Corkhill	1041
Jimmy Wolf	1040
Tip O'Neill	1022
Jimmy McAleer	1011

C

Deacon McGuire	1171
Wilbert Robinson	1162
Chief Zimmer	1095
Jack Clements	1073

P (500 Games)

Jim Galvin	705
Tim Keefe	600
Mickey Welch	565
Tony Mullane	555
Gus Weyhing	537
John Clarkson	531
Charley Radbourn	527
Kid Nichols	519
Cy Young	505

Top 3 Fielding Average *

Steve Brodie	.960
Chick Stahl	.960 (Top 10)
Willie Keeler	.958
Mike Griffin	.956
Joe Kelley	.953
Ed Delahanty	.950
Sam Thompson	.949
Harry Blake	.948
Hugh Duffy	.947
Fielder Jones	.945

Heinie Peitz	.957
Jack O'Connor	.952
Chief Zimmer	.949

Kid Nichols	.954
Nig Cuppy	.951
Duke Esper	.945

* Minimum of 500 games at position and 200 games as a pitcher to qualify as a career fielding average leader

PHOTO CREDITS

Transcendental Graphics (Mark Rucker):

1871 Bobby Mathews
1873 Joe Gerhardt; Brooklyn Atlantics
1875 Orator Shaffer; Pat Gillespie
1876 Chicago
1877 Arthur Irwin; Syracuse
1878 Utica; 1886 Giants with Jim O'Rourke
1879 John Ward
1880 Will White
1881 John Mansell
1883 Morrill and Burdock; St. Louis team
1884 Bill Sweeney
1886 Mike Kelly; St. Louis team
1887 Bob Caruthers
1891 Kid Madden
1892 Dan Brouthers; Quinn and Long
1893 Ted Breitenstein
1894 Hugh Duffy
1895 Lave Cross; Phillies team
1896 Billy Nash; Cupid Childs
1898 Spiders team
1899 John McGraw; Tommy Tucker
1900 New York Giants team

Philip Von Borries:

1888 Louisville

Harry Higham:

1876 St. Louis

Joseph Santry:

1881 Columbus team
1884 Toledo team

Cleveland Public Library:

1871 Athletics

Tom Hill:

1885 Tony Mullane; Frank Fennelly
1887 George Tebeau
1889 Hick Carpenter
1890 Sage and Van Dyke
1891 Jake Virtue

National Baseball Hall of Fame Library:

1875 13th Armory
1880 Fred Dunlap
1882 Buffalo team
1888 Cleveland
1889 Pittsburgh; Topeka
1895 Washington
1897 Lajoie
1898 Kid Nichols
1900 Poughkeepsie

Carnegie Library (Pittsburgh):

1890 Pittsburgh
1893 Pittsburgh

David Nemec:

1872 Zettlein
1874 Athletics
1882 Opie Caylor

Library of Congress:

1879 Jim Tyng
1897 Dad Clarke

BIBLIOGRAPHY

Books

- Adelman, Melvin. *A Sporting Time*. Chicago: University of Illinois Press, 1986.
- Alexander, Charles. *John McGraw*. New York: Viking, 1988.
- . *Our Game*. New York: Henry Holt and Company, 1991.
- Allen, Lee. *The Cincinnati Reds*. New York: G. P. Putnam's Sons, 1948.
- . *The Hot Stove League*. New York: A. S. Barnes and Company, 1955.
- . *The World Series: The Story of Baseball's Annual Championship*. New York: G. P. Putnam's Sons, 1969.
- Anson, Adrian C. *A Ball Player's Career*. Chicago: Era Publishing Company, 1900.
- Appel, Martin and Burt Goldblatt. *Baseball's Best*. New York: McGraw-Hill, 1980.
- Axelson, G. W. "COMMY": *The Life Story of Charles A. Comiskey*. Chicago: Reilly & Lee, 1919.
- Benson, Michael. *Ballparks of North America*. Jefferson, NC: McFarland & Company Inc., 1989.
- Bowman, Larry G. *Before the World Series*. Northern Illinois University Press, 2003.
- Bready, James. *The Home Team*. Baltimore: privately published, 1958.
- Brown, Warren. *The Chicago Cubs*. New York: Putnam's, 1952.
- Caillault, Jean-Pierre. *A Tale of Four Cities*. Jefferson, NC: McFarland & Company Inc., 2003.
- Coombs, Samm and Bob West, eds. *Baseball: America's National Game 1839-1915 by Albert G. Spalding*. San Francisco: Halo Books, 1991.
- Dewey, Donald and Nicholas Acocella. *Encyclopedia of Major League Baseball Teams*. New York: HarperCollins, 1993.
- Goldstein, Warren. *Playing for Keeps: A History of Early Baseball*. Ithaca: Cornell University Press, 1989.
- Graham, Frank. *The Brooklyn Dodgers*. New York: Putnam's, 1945.
- . *The New York Giants*. New York: Putnam's, 1952.
- Hetrick, J. Thomas. *Chris Von der Ahe and the St. Louis Browns*. Lanham, MD: Scarecrow Press Inc., 1999.
- James, Bill. *The Bill James Historical Baseball Abstract*. New York: Villard Books, 1988.
- Kaese, Harold. *The Boston Braves*. New York: Putnam's, 1948.
- Kirsch, George. *The Creation of American Team Sports: Baseball and Cricket, 1838-72*. Urbana: University of Illinois Press, 1989.
- Lanigan, Ernest J., ed. *The Baseball Cyclopedia*. New York: Baseball Magazine Company, 1922.
- Lansche, Jerry. *Glory Fades Away*. Dallas: Taylor Publishing Company, 1991.
- Levine, Peter. *A. G. Spalding and the Rise of Baseball: The Promise of an American Sport*. New York: Oxford University Press, 1985.
- Lewis, Franklin. *The Cleveland Indians*. New York: Putnam's, 1949.
- Lieb, Frederick G. *The Baseball Story*. New York: Putnam's, 1950.
- . *The St. Louis Cardinals: The Story of a Great Baseball Club*. New York: Putnam's, 1947.
- Lowry, Phillip J. *Green Cathedrals*. Cooperstown, New York: Society for American Baseball Research, 1986.
- Mack, Connie. *My 66 Years in Baseball*. Philadelphia: Winston, 1950.
- Morris, Peter. *Baseball Fever*. Ann Arbor: University of Michigan Press, 2003.
- Neft, David S. and Richard M. Cohen. *The Sports Encyclopedia: Baseball*. New York: St. Martin's/Marek, 1985.
- Nemec, David. *Great Baseball Feats, Facts & Firsts*. New York: New American Library, 1987.
- . *The Great American Baseball Team Book*. New York: New American Library, 1992.
- . *The Rules of Baseball*. New York: Lyons & Burford, 1994.
- . *The Beer and Whisky League*. New York: Lyons & Burford, 1995.
- . *The Ultimate Baseball Book*, ed. Daniel Okrent and Harris Lewine. Boston: Houghton Mifflin, 2000.
- . *The Baseball Rookies Encyclopedia*, with Dave Zeman. Dulles, VA: Brassey's Inc., 2004.
- Palmer, Harry. *Stories of the Base Ball Field*. Chicago: Rand McNally & Company, 1890.
- Palmer, Pete and Gary Gillette, eds. *The Baseball Encyclopedia*. New York: Barnes & Noble, 2004.
- Povich, Shirley. *The Washington Senators*. New York: Putnam's, 1954.

BIBLIOGRAPHY

- Rankin, June. *The New York and Brooklyn Base Ball Clubs*. New York: Richard Fox Printer, 1888.
- Reichler, Joseph L. *The Great All-Time Baseball Record Book*. New York: Macmillan, 1993.
- Richter, Francis. *A Brief History of Base Ball*. Philadelphia: Sporting Life Publishing Company, 1909.
- Ritter, Lawrence. *The Glory of Their Times*. New York: Random House, 1985.
- Ryczek, William J. *Blackguards and Red Stockings: A History of Baseball's National Association, 1871-75*. Jefferson, NC: McFarland & Company, Inc., 1992.
- Seymour, Harold. *Baseball: The Early Years*. New York: Oxford University Press, 1960.
- Shannon, Bill and George Kalinsky. *The Ballparks*. New York: Hawthorne Books Inc., 1975.
- Spalding, John. *Always on Sunday: The California Baseball League, 1886-1915*. Manhattan, KS: Ag Press, 1992.
- Sullivan, Ted. *Humorous Stories of the Ball Field*. Chicago: M. A. Donohue and Company, 1903.
- The Baseball Encyclopedia*. New York: Macmillan Publishing Company, 1968, 1976, 1982, 1993 and 1996 editions.
- Thompson, S. C. *All-Time Rosters of Major League Baseball Clubs*. New York: A. S. Barnes and Company, 1973.
- Thorn, John and Pete Palmer, eds., with Michael Gershman. *Total Baseball*. New York: Viking, 1997.
- Tiemann, Robert L. and Mark Rucker, eds. *Nineteenth Century Stars*. Cleveland: Society for American Baseball Research, 1989.
- Tiemann, Robert L. *Dodger Classics*. St. Louis: Baseball Histories Inc., 1983.
- Turkin, Hy and S. C. Thompson. *The Official Encyclopedia of Baseball*. New York: A. S. Barnes and Company, 1951.
- Vincent, Ted. *Mudville's Revenge*. New York: Seaview Books, 1981.
- Voigt, David Quentin. *American Baseball, Volume One*. University Park, Pennsylvania: Pennsylvania State University Press, 1983.
- . *The League That Failed*. Lanham, MD: Scarecrow Press Inc., 1998.
- Von Borries, Philip. *Legends of Louisville*. West Bloomfield, MI: Altwerger and Mandel Publishing Company Inc., 1993.
- Westlake, Charles. *Columbus Baseball History*. Columbus: Pfeiffer Printing Company, 1981.

Periodicals

1. Newspapers

- Brooklyn Eagle*, 1889-1901
- Cincinnati Commercial*, 1882-1901
- Cincinnati Enquirer*, 1882-1901
- Cleveland Leader*, 1882
- Louisville Courier-Journal*, 1882-99
- New York Clipper*, 1871-91
- New York Times*, 1871-1901
- Providence Journal*, 1884-85
- St. Louis Post-Dispatch*, 1884-1901
- Missouri Republican*, 1882-83

2. Sporting Journals

- Sporting Life*, 1883-1901
- Sporting News*, 1886-1901

3. Baseball Guides

- Reach's Official Base Ball Guide*. Philadelphia: A. J. Reach & Bros., 1884-1901.
- Spalding's Official Base Ball Guide*. Chicago: A. G. Spalding and Bros., 1876-1901.

Other Sources

- Chadwick, Henry. Personal scrapbooks on microfilm in the New York Public Library. Albert G. Spalding collection.
- Nemec, David. "Last Call for the Beer Ball League." *Hot Stove Baseball*. Winter 1991.
- Thorn, John and Mark Rucker. *The National Pastime: A Review of Baseball History. Special Pictorial Issue: The Nineteenth Century*. Publication of the Society for American Baseball Research, 1984.

INDEX

Page numbers in italics refer to illustrations.

- Abadie, John, 3, 867
Abbatichio, Ed, 882
Abbey, Bert, 952
Abbey, Charlie, 696, 900, 952
Abbott, Lan, 952
Abell, Ferd, 279, 802–803, 805
Abercrombie, Frank, 891
Adams, George, 900
Adams, Jim, 929
Addy, Bob, 50, 52–53, 66, 112, 446, 900, 999
Ahearn, Bill, 929
Ake, John, 882
Alberts, Gus, 882
Alexander, Nin, 929
Alexander, Pete, 111
Allen, Bob, 641, 671–72, 672, 891, 999
Allen, Ham, 900
Allen, Jack, 882
Allen, Ki, 929
Allen, Lee, 84
Allen, Myron, 900, 952
Allen, Pete, 929
Allison, Andy, 33, 867, 999
Allison, Art, 16, 17, 51, 900
Allison, Bill, 900
Allison, Doug, 51, 67, 929, 952, 999
Altrock, Nick, 952
Alvord, Billy, 882
Amole, Doc, 952
Anderson, Bill, 952
Anderson, Dave, 952
Anderson, John, 807, 834, 900
Anderson, Varney, 696, 952,
Andrews, Ed, 411, 900, 1009
Andrews, Jim, 900
Andrews, Wally, 867
Andrus, Fred, 112, 112, 487, 900, 952
Andrus, Wyman, 882
Annis, Bill, 900
Anson, Cap, 32, 68, 107, 112, 112,
114, 133, 161, 163, 165, 179–81,
197, 225–26, 249, 379, 411, 413,
445, 448, 571, 573–74, 613, 723,
776, 867, 952, 999, 1014, 1020–21,
1023
Appolonio, Nick, 115
Ardner, Joe, 485, 874
Armstrong, Sam, 900,
Arnold, Billy, 900
Arundel, Harry, 952
Arundel, Tug, 929
Atherton, Charlie, 882
Atkinson, Al, 952
Atkinson, Ed, 900
Atkinson, Henry, 900
Austin, Henry, 900
Avery, C. Hamilton, 1009
Aydelott, Jake, 952

Bahret, Frank, 900
Bailey, Harvey, 952
Bailey, King, 807, 952
Bakely, Jersey, 612, 952
Baker, Charlie, 900
Baker, George, 929
Baker, Kirtley, 952
Baker, Norm, 952
Baker, Phil, 777, 867
Baldwin, Kid, 929, 953
Baldwin, Lady, 199, 376, 378, 946,
953
Baldwin, Mark, 572, 639–40, 953,
1016, 1022
Ball, Art, 882
Bancker, Stud, 929
Bancroft, Frank, 284, 410, 999, 1012
Banning, Jim, 930
Bannon, Jimmy, 900, 953, 1020
Bannon, Tom, 901
Barber, Charlie, 883
Barker, Al, 901
Barkley, Sam, 280, 339, 376, 874, 999
Barlow, Tom, 51, 51, 224, 930
Barnes, Bill, 901
Barnes, Ross, 13–14, 34, 49–50, 52–
53, 70, 87, 107, 110, 112, 112, 114,
132, 874, 953, 1011, 1013, 1020
Barnie, Billy, 376–77, 487, 570, 930,
999, 1009
Barnum, George, 1010
Barr, Bob, 953
Barrett, Bill, 930
Barrett, Jimmy, 901
Barrett, John, 901
Barrett, Marty, 930
Barrows, Frank, 901
Barry, Shad, 832, 901
Bartson, Charlie, 953
Bass, John, 16, 17, 891
Bassett, Charlie, 874
Bastian, Charlie, 342, 412, 891, 953
Bates, Frank, 953
Bates, John, 773, 953
Battam, Larry, 883
Battin, Joe, 68, 110, 110, 883, 953,
999, 1009
Bauers, Al, 378, 953, 1010
Bausewine, George, 953
Beach, Jack, 901
Beadle, Dave, 930
Beals, Tommy, 66, 901
Beam, Alex, 953
Beam, Ernie, 953
Beard, Ollie, 891
Beardslee, John, 1009
Beatin, Ed, 612, 953
Beaumont, Ginger, 901
Beavens, E. P., 874
Becannon, Buck, 950, 953
Becannon, William, 1010
Bechtel, George, 14, 15, 52, 901, 953
Beck, Erve, 874
Beck, Frank, 519, 901, 953
Becker, Bob, 953
Beckley, Jake, 35, 522, 613, 644, 867,
1013, 1018, 1020–21, 1023
Beecher, Ed, 901, 954
Begley, Ed, 282, 954
Begley, Gene, 930
Behel, Steve, 901
Belden, Ira, 901
Bell, Charlie, 954

- Bell, Frank, 930
 Bellan, Steve, 883
 Bellman, Jack, 930
 Benedict, Art, 874
 Benners, Ike, 901
 Bennett, Charlie, 145, 378, 413, 642, 671, 930, 1019
 Bentley, Cy, 954
 Bergen, Marty, 751, 831–32, 930
 Berger, Tun, 891
 Bergh, John, 930
 Berkenstock, Nate, 15, 901
 Berklebach, Frank, 902
 Bernard, Curt, 901
 Bernhard, Bill, 954
 Berry, Charlie, 874
 Berry, Tom, 901
 Berthrong, Harry, 902
 Bestick, William, 930
 Betts, William, 1009
 Bickerson (unknown), 999
 Bickham, Dan, 487, 954
 Biecher, Ed, 902
 Bielaski, Oscar, 112, 112, 902
 Bierbauer, Lou, 484, 572–73, 644, 874, 954, 1018, 1023
 Bierman, Charlie, 867,
 Bignell, George, 930
 Birchall, Jud, 902
 Bird, Frank, 930
 Bird, George, 902
 Birdsall, Dave, 34, 902
 Bishop, Bill, 954
 Bishop, Frank, 883
 Bittman, Red, 874
 Black, Bob, 902, 954
 Blackburn, George, 954
 Blair, Bill, 954
 Blaisdell, Dick, 954
 Blake, Harry, 721, 747, 773, 902, 1024
 Blakiston, Bob, 200, 202, 902
 Blank, Fred, 954
 Blauvelt, Henry, 954
 Bligh, Ned, 930
 Bliss, Frank, 883
 Blodgett, C. W., 1009
 Blogg, Wes, 930
 Blong, Joe, 110, 902, 954
 Boardman, Fred, 902, 1009
 Bohn, Charlie, 902, 954
 Boland (unknown), 883
 Boles, Charles, 1009
 Bomeisler, Theodore, 1009
 Bond, Tommy, 67, 69, 87, 111, 132, 146, 149–50, 165, 946, 954, 999, 1009, 1016, 1022
 Bonds, Barry, 806
 Bonds, Bobby, 574
 Bonner, Frank, 669, 834, 874
 Boone, George, 954
 Booth (unknown), 891
 Booth, Amos, 930, 954
 Booth, Eddie, 32, 902, 954
 Borchers, George, 955
 Borden, Joe, 84, 109, 955
 Boswell, Andy, 955
 Bowen, Cy, 955
 Bowerman, Mike, 837, 930
 Bowes, Frank, 930
 Bowman, Bill, 931
 Bowman, Sumner, 955
 Boyd, Bill, 51, 902, 955, 999, 1009
 Boyd, Frank, 931
 Boyd, Jake, 696, 946, 955
 Boyle, Eddie, 931
 Boyle, Henry, 378, 955, 1017
 Boyle, Jack, 342, 449, 672, 931
 Bradley, Al, 902
 Bradley, Bill, 883
 Bradley, Foghorn, 130, 162, 955, 1009, 1010
 Bradley, George, 84, 87, 110, 110–11, 113–14, 131, 198, 249, 251, 946, 955, 1015–17, 1022–23
 Brady, Jackson, 1009
 Brady, Spike, 902
 Brady, Steve, 902
 Brainard, Asa, 946, 955
 Brannock, Mike, 883
 Bransfield, Kitty, 931
 Brashear, Kitty, 955
 Bredburg, George, 1009
 Breitenstein, Alonzo, 955
 Breitenstein, Ted, 639, 639–41, 946, 955, 1017–18, 1020, 1022
 Brennan, Jack (player), 931
 Brennan, Jack (umpire), 1009–10
 Bresnahan, Roger, 520, 955
 Briggs, Buttons, 955
 Briggs, Charlie, 902
 Briggs, Grant, 931
 Brill, Frank, 283, 955
 Briody, Fatty, 341, 931
 Bristow, George, 773, 902
 Britt, Jim, 51, 955, 1016
 Brodie, Steve, 667, 750, 834, 903, 1020–21, 1024
 Brooks, Harry, 955
 Broughton, Cal, 931
 Brothers, Dan, 181, 198, 223, 223, 340, 378, 411, 448, 524, 572–73, 609, 611, 613, 613, 667, 695–96, 749–50, 867, 955, 1013, 1020–21, 1023
 Brown, Charlie, 956
 Brown, Ed, 883, 956
 Brown, Freeman, 223, 999
 Brown, Jim, 956
 Brown, Joe, 956
 Brown, John, 956
 Brown, Lew, 147, 931, 956
 Brown, Oliver, 903
 Brown, Robert, 891
 Brown, Stub, 956
 Brown, Tom, 201, 202, 572–74, 698, 721, 903, 956, 999, 1009, 1013–15, 1019–21, 1024
 Brown, Will, 204, 867
 Browning, Pete, 34, 222–23, 340, 411, 444, 444, 518, 572, 610, 903, 956, 1013, 1020
 Brush, John, 482–83, 608, 774, 802
 Bryant, George, 874
 Brynan, Tod, 956
 Buckenberger, Al, 644, 644, 1000
 Buckingham, Ed, 956,
 Buckley, Dick, 571, 931
 Buckley, John, 956
 Budd (unknown), 903
 Buelow, Fritz, 931
 Buffinton, Charlie, 165, 251, 282, 573, 613, 946, 956, 1000, 1022
 Buker, Harry, 891
 Bullas, Sim, 931
 Bunce, Josh, 903, 1009
 Burch, Ernie, 903
 Burdick, Bill, 956
 Burdock, Jack, 51, 147, 150, 250, 250, 446, 572, 874, 1000, 1009, 1023
 Burke, Dan, 903
 Burke, Eddie, 903
 Burke, James, 956
 Burke, Jimmy, 883
 Burke, Joe, 883
 Burke, Mike, 892
 Burke, Turk, 956
 Burkett, Jesse, 610, 695, 721–22, 773, 903, 956, 1014, 1020–21, 1024

- Burnett, Herk, 903
 Burnham, George W., 1010
 Burnham, Watch, 378, 1000
 Burns, Dick, 903, 956
 Burns, Jim, 903
 Burns, John, 1009
 Burns, Oyster, 411, 572, 903, 956, 1009
 Burns, Pat, 867
 Burns, Tom, 180, 224, 250, 883, 956, 1000, 1009
 Burrell, Buster, 931
 Burrell, Harry, 957
 Burris, Al, 957
 Burroughs, Henry, 903
 Burt, Frank, 903
 Burtis, L. W., 1009
 Bush, Donie, 574
 Bushong, Doc, 87, 149, 223, 379, 449, 723, 931, 1019
 Butler, Bill, 903
 Butler, Dick, 931
 Butler, Frank, 903
 Butler, Kid, 903
 Butler, Ormond, 1000
 Buttery, Frank, 883, 957
 Byers, Burley, 804, 892
 Byrne, Charlie, 279, 486–87, 572, 613, 694, 802, 1000

 Cady, Charlie, 957
 Cahill, Patsy, 201, 201–03, 342, 378, 903, 957
 Cahill, Tom, 931
 Calihan, Will, 957
 Callaghan, Pat, 883
 Callahan, Ed, 904, 1009
 Callahan, Jim, 957
 Callahan, Jimmy, 672, 805, 830, 946, 957
 Cammeyer, William, 13, 31
 Camp, Kid, 957
 Camp, Lew, 883
 Campau, Count, 904, 1000
 Campbell, Daniel, 1009
 Campbell, Hugh, 51–52, 957
 Campbell, Mike, 51, 867
 Campbell, Sam, 875
 Campfield, Sal, 957
 Canavan, Jim, 342, 613, 643, 904
 Cantz, Bart, 931
 Carbine, John, 867
 Carey, Roger, 875
 Carey, Scoops, 696, 867

 Carey, Tom, 16, 17, 31, 892, 1000, 1009
 Cargo, Bobby, 892
 Carl, Fred, 904
 Carl, Lew, 931
 Carle, Bill, 4
 Carleton, Jim, 16, 17, 867
 Carlton, Steve, 612
 Carman, George, 892
 Carney, Jack, 868
 Carpenter, Hick, 131, 131, 164, 341, 446–47, 482, 482, 883, 1023
 Carpenter, William, 1009
 Carr, Charlie, 868
 Carrick, Bill, 837, 957, 1017
 Carroll (Unknown), 904
 Carroll, Cliff, 285, 445, 611, 614, 642, 904
 Carroll, Fred, 35, 35, 201, 202–203, 339, 411, 522, 931
 Carroll, Pat, 932
 Carroll, Scrappy, 904
 Carsey, Kid, 641, 671, 672, 957, 1018
 Cartwright, Alexander, 9
 Cartwright, Ed, 696, 749, 868
 Caruthers, Bob, 377, 379, 411, 449, 488, 523–34, 642, 904, 957, 1000, 1022
 Casey, Bill, 957
 Casey, Bob, 883
 Casey, Dan, 957
 Casey, Dennis, 904
 Casey, Doc, 883
 Caskin, Ed, 892
 Cassian, Ed, 957
 Cassidy, John, 904, 957
 Cassidy, Pete, 868
 Cattanach, John, 957
 Caylor, Opie, 84, 218–19, 225, 225, 249, 252, 410, 451, 451, 1000
 Chadwick, Henry, 9, 10, 33, 66, 70, 84–85, 115, 225, 445, 643, 724
 Chamberlain, Icebox, 444, 640, 672, 957
 Chambers, Rome, 958
 Champion, Aaron, x
 Chance, Frank, 932
 Chapman, Fred, 410, 958
 Chapman, Jack, 51, 67, 129, 523–24, 613, 904, 1000, 1009
 Chase, Charles, 115, 129
 Chatterton, Jim, 958
 Chesbro, Jack, 958

 Childers, Bill, 958
 Childs, Cupid, 610, 721–22, 722, 773, 875, 1014–15, 1019–20, 1023
 Childs, Sam, 868
 Chiles, Fido, 904
 Chipman, Harry, 1009
 Church, Hi, 904
 Clack, Bobby, 904, 958
 Clapp, Aaron, 868
 Clapp, John, 32, 68, 69, 110, 110, 224, 723, 932, 1000, 1009
 Clare, Denny, 875
 Clark, Bill, 868
 Clark, Bob, 932
 Clark, Ed, 958
 Clark, Spider, 904, 958
 Clark, Win, 875
 Clarke, Artie, 932
 Clarke, Boileryard, 669, 831–32, 932
 Clarke, Dad, 746, 746, 958
 Clarke, Fred, 444, 804–05, 833, 904, 1000, 1020
 Clarke, Harry, 904
 Clarke, Henry, 958
 Clarke, Josh, 904
 Clarkson, Dad, 697, 958
 Clarkson, John, 4, 341, 343–44, 378–79, 413, 482, 484–85, 610, 612, 614, 639–40, 670–71, 695, 946, 958, 1015, 1022–24
 Clausen, Fritz, 958
 Clements, Ed, 892
 Clements, Jack, 641, 672, 695, 723, 777, 932, 1000, 1015, 1021, 1024
 Cleveland, Elmer, 883
 Cline, Monk, 904
 Clingman, Billy, 804, 883
 Clinton, Jim, 33, 131, 131, 904, 958
 Clymer, Bill, 892
 Cobb, George, 113, 958
 Cobb, Ty, 750
 Cogan, Dick, 958
 Cogswell, Ed, 868
 Colcolough, Tom, 644, 644, 958
 Coleman, John, (John F.), 282, 905, 958, 1015–16
 Coleman, John, (John W.), 958
 Coleman, Percy, 959
 Coleman, Walt, 958
 Colgan, Ed, 932
 Colliflower, Harry, 959
 Collins, Bill, 932
 Collins, Chub, 875

- Collins, Dan, 69, 905, 959
 Collins, Herman, 696, 696
 Collins, Hub, 444, 572, 875
 Collins, Jimmy, 750, 832, 883, 1023
 Collver, Bill, 905
 Comiskey, Charlie, 254, 343, 376–77, 379, 414, 449, 486, 518, 573, 610, 807, 868, 959, 1000, 1014, 1023
 Conahan, Edward, 1009
 Cone, Fred, 14, 905, 1009
 Conley, Ed, 959
 Conn, Bert, 959
 Connaughton, Frank, 892
 Connell, Pat, 883
 Connell, Terry, 547, 932
 Connelly, William, 1010
 Connolly, John, 1009
 Connolly, Red, 905
 Connolly, Thomas, 1009
 Connor, Jim, 875
 Connor, Joe, 932
 Connor, John, 959
 Connor, Ned, 868
 Connor, Roger, 147, 199, 411, 446–47, 484, 571–72, 611, 749–50, 868, 1000, 1013, 1018, 1020–21, 1023
 Connors, Jerry, 905
 Connors, Joe, 959
 Conovar, Ted, 959
 Conroy, Ben, 70, 342, 892
 Conway, Bill, 932
 Conway, Dick, 959
 Conway, Jim, 485, 959
 Conway, Pete, 959
 Coogan, Dan, 696, 892
 Cook, Paul, 444, 932
 Cooke, Fred, 905
 Cooley, Dick, 748, 905
 Coon, William, 905, 959
 Cooney, Jimmy, 611, 892
 Corbett, Joe, 204, 725, 747, 751, 777, 959
 Corcoran, Jack (John H.), 932, 959
 Corcoran, Jack, (John A.), 892
 Corcoran, Larry, 147, 179–80, 197, 224–25, 344, 959, 1016, 1022
 Corcoran, Mike, 959
 Corcoran, Tommy, 522, 522, 609, 779, 892, 1019, 1023
 Corey, Fred, 146, 883, 959
 Corkhill, Pop, 249, 340, 523, 905, 959, 1024
 Coridan, Phil, 875
 Cote, Henry, 932
 Cotter, Dan, 959
 Cotter, Tom, 932
 Coughlin, Bill, 883
 Coughlin, Dennis, 905
 Coughlin, Ed, 960
 Coughlin, Roscoe, 960
 Cox, Frank, 892
 Coyle, Bill, 960
 Cramer, Dick, 905
 Crandall, Robert, 1009
 Crane, Cannonball, 488, 905, 960
 Crane, Fred, 868
 Crane, Sam, 875, 1000
 Craver, Bill, 32, 86, 129, 875, 1000
 Crawford, Alexander, 1011
 Crawford, George, 201, 905
 Crawford, Sam, 905
 Creamer, George, 875, 1000
 Creegan, Mark, 202–203, 905
 Creely, Gus, 892
 Cregan, Pete, 905
 Criger, Lou, 773, 932
 Crisham, Pat, 868
 Critchley, Morrie, 960
 Croft, Art, 868
 Croft, Harry, 875
 Cronin, Dan, 875
 Cronin, Jack, 960
 Crooks, Jack, 696, 875, 1001, 1014–15, 1018, 1023
 Crosby, George, 960
 Cross, Amos, 932
 Cross, Cleary, 892
 Cross, George, 670, 960
 Cross, John, 1009
 Cross, Lave, 609, 643, 698, 698, 883, 1001, 1019, 1021, 1023
 Cross, Monte, 892
 Crothers, Doug, 960
 Crotty, Joe, 932
 Crowell, Billy, 960
 Crowley, Bill, 905
 Crowley, John, 932
 Cudworth, Jim, 868, 960
 Cuff, John, 933
 Cullen, John, 905
 Cummings, Candy, 31, 32, 111, 130, 960, 1022–23
 Cunningham, Bert, 778, 804, 960, 1022–23
 Cuppy, Nig, 610, 640, 698, 725, 747, 960, 1022, 1024
 Curley, Doc, 875
 Curran, John, 933
 Curry, Wes, 960, 1009–1010
 Curtis, Ed, 1001
 Curtis, Ervin, 906
 Cushman, Charlie, 1001, 1009,
 Cushman, Ed, 960
 Cusick, Tony, 933
 Cuthbert, Ned, 14, 50, 67, 110, 110, 906, 1001, 1010
 Dahlen, Bill, 805, 892
 Dailey, John, 892, 1009, 1010
 Dailey, Vint, 906, 960
 Daily, Con, 933
 Daily, Ed, 906, 960
 Daily, Hugh, 223, 284, 960, 1016
 Daisey, George, 906
 Daley, Bill, 960
 Dalrymple, Abner, 145, 161, 181, 379, 906, 1014
 Daly, Joe, 906
 Daly, Sun, 906
 Daly, Tom, 572, 611, 804, 875, 1015
 Dammann, Bill, 961
 Daniels, Charlie, 445, 961, 1009–1010
 Daniels, Law, 933
 Daniels, Pete, 961
 Darby, George, 961
 Darling, Dell, 933
 Darragh, Jack, 868
 Daub, Dan, 670, 961
 Dauvray, Helen, 641
 Davidson, Mordecai, 1001
 Davies, George, 610, 961
 Davis, Daisy, 961
 Davis, George, 483, 610–11, 747–48, 835, 837, 893, 961, 1001, 1015, 1019, 1023
 Davis, Harry, 748, 868, 1015
 Davis, Jumbo, 643, 883, 1010
 Davis, Slats, 893
 Davis, Wiley, 961
 Day, Bill, 961
 Day, John, 339–40, 451, 486–87, 571, 1001
 Deagle, Ren, 961
 Dealey, Pat, 933
 Dean, Dory, 111, 113, 961
 Deane, Harry, 906, 1001
 Deasley, John, 893
 Deasley, Pat, 147, 254, 933
 Decker, Frank, 933

- Decker, George, 906
 Decker, Harry, 933
 Decker, Stuart, 1009
 Dee, Jim, 893
 Dehman, Herman, 51, 110, 868, 1009
 Delahanty, Ed, x, 340, 641, 668, 672, 695, 721, 723, 776, 806, 906, 1014–15, 1020–21, 1024
 Delahanty, Tom, 883
 Delaney, Bill, 875
 Demarais, Fred, 961
 DeMiller, Harry, 961
 Demontreville, Gene, 778, 805, 875
 Denny, Jerry, 200, 202, 378, 378, 411, 571, 643, 883, 961, 1021, 1023
 Denzer, Roger, 961
 DePangher, Mike, 201–202, 933
 Derby, Gene, 933
 Derby, George, 198, 961
 Devin, Frank, 961
 Devinney, Dan, 1009–1011
 Devlin, Jim (James A.), 67, 111, 115, 129, 132–33, 146, 224, 868, 961, 1022
 Devlin, Jim (James H.), 961
 Dewald, Charlie, 520, 962
 Dexter, Charlie, 804, 906
 Dickerson, Buttercup, 223, 906
 Diddlebock, Harry, 1001
 Dignan, Steve, 906
 Dillard, Pat, 906
 Dillon, John, 893
 Dillon, Packy, 933
 Dillon, Pop, 868
 Dinneen, Bill, 830, 832, 962
 Dinnin, Mike, 130
 Doe, Fred, 962
 Doheny, Ed, 962, 1018
 Dolan, Harry, 906, 962
 Dolan, Joe, 893
 Dolan, John, 962
 Dolan, Tom, 180, 223, 254, 378, 933, 962
 Dole, Lester, 906, 1009
 Donahue, Jiggs, 777, 933
 Donahue, Jim, 933
 Donahue, Red, 752, 962, 1017
 Donahue, Tim, 933
 Donlin, Mike, 204, 906, 962
 Donnelly, Frank, 962
 Donnelly, Jim (James B.), 720–22, 750, 883
 Donnelly, Jim (James J.), 883
 Donnelly, John, 893
 Donnelly, Pete, 906
 Donohue, Joe, 906
 Donovan, Bill, 962
 Donovan, Fred, 933
 Donovan, Patsy, 644, 907, 1001, 1024
 Dooms, Jack, 485, 907
 Doran, John, 962
 Dorgan, Jerry, 907
 Dorgan, Mike, 147, 164, 180, 907, 962, 1001
 Dorr, Bert, 962
 Dorsey, Jerry, 962
 Doscher, Herm, 130, 883, 1009–1010
 Doty, Babe, 487, 962
 Dougherty, Charlie, 875
 Douglass, Klondike, 933
 Dow, Clarence, 907
 Dowd, Tommy, 834, 907, 1001
 Dowie, Joe, 907
 Dowling, Pete, 834, 962
 Dowse, Tom, 933, 962
 Doyle, Connie, 907
 Doyle, Jack, 720, 749–50, 778, 869, 1001
 Doyle, Jake, 893
 Doyle, John, 962
 Drake, Lyman, 907
 Drauby, Jake, 883
 Drew, Dave, 893, 962
 Dreyfus, Barney, 833, 835
 Driscoll, Denny (Dennis), 876
 Driscoll, Denny (John), 963, 1017
 Drissel, Mike, 934
 Drummey, Tom, 836
 Ducharme, L., 1009
 Duffee, Charlie, 907
 Duffy, Ed, 893
 Duffy, Hugh, 572–73, 614, 669, 669, 671, 695, 724, 750, 832, 907, 1013–15, 1020–21, 1024
 Dugan, Bill, 934
 Dugan, Ed, 963
 Dugdale, Ed, 934
 Duggleby, Bill, 963
 Duke, Martin, 963
 Duncan, Whitey, 807, 934
 Dundon, Dummy, 201, 203, 963
 Dungan, Sam, 907
 Dunkle, Davey, 963
 Dunlap, Fred, 35, 180, 180–81, 341, 378, 876, 963, 1001, 1013
 Dunn, Jack, 946, 963
 Dunn, Steve, 869
 Dunnigan, Joseph, 1009
 Dunning, Andy, 963
 Duryea, Jesse, 523, 963
 Dutton, Patrick, 1011
 Duzen, Bill, 963
 Dwight, Al, 934
 Dwyer, Frank, 640, 946, 963, 1009, 1018, 1023
 Dwyer, John, 934
 Dylar, John, 907, 1010
 Eagan, Bill, 876
 Eagan, John, 1009
 Eagle, Bill, 907
 Earl, Howard, 907
 Earle, Billy, 644, 934
 Eason, Mal, 963
 East, Harry, 883
 Easterday, Henry, 342, 893
 Easton Jack, 963
 Ebbets, Charlie, 1001
 Ebright, Hi, 934
 Eden, Charlie, 907, 963
 Edwards (unknown), 963
 Egan, Jim, 907, 963
 Egan, Rip, 963
 Eggler, Dave, 907
 Ehret, Red, 524, 640, 644, 963, 1022
 Eiteljorge, Ed, 963
 Eland (unknown), 907
 Elberfeld, Kid, 834, 893
 Ellick, Joe, 907, 964, 1001, 1009
 Ellis, Ben, 893
 Ely, Bones, 519, 893, 964, 1023
 Ely, Harry, 964
 Emig, Charlie, 964
 Emslie, Bob, 964, 1009–1010
 Esper, Duke, 667, 669, 671, 698, 720, 964, 1024
 Esterbrook, Tom, 147, 340, 883, 1001
 Eustace, Frank, 893
 Evans, (unknown), 908
 Evans, J.S., 9
 Evans, Jake, 908, 964
 Evans, Roy, 964
 Everett, Bill, 695, 724, 869, 1019
 Evers, Tom, 446, 876
 Ewell, George, 908
 Ewing, Buck, 133, 147, 199, 375, 448,

- 484, 487, 571, 722–23, 747, 835,
837, 934, 964, 1001, 1019–21
Ewing, John, 571, 964
- Faatz, Jay, 449, 869, 1001
Fagan, Bill, 964
Fagin, Fred, 934
Fair, Bobby, 876
Fairly, Ron, 750
Falch, Anton, 908
Fanning, Jack, 964
Farley, Tom, 908
Farmer, Bill, 934
Farrar, Sid, 869
Farrell, Bill, 893
Farrell, Duke, 573, 611, 644, 668, 934
Farrell, Jack (John), 908
Farrell, Jack (John A.), 131, 131, 164,
876, 1001
Farrell, Joe, 883
Farrow, John, 934
Fass, Fred, 964
Fauver, Clay, 807, 964
Fee, Jack, 964
Fennelly, Frank, 341, 341, 643, 893
Ferguson, Bob, 10, 32–33, 51, 87, 115,
146, 252, 483, 487, 643, 883, 964,
1002, 1009–11
Ferguson, Charlie, 282, 412, 946, 964,
1022–23
Person, Alex, 964
Fessenden, Wally, 1002, 1009
Field, Jim, 201, 869, 964
Field, Sam, 934
Fields, George, 883
Fields, Jocko, 35, 35, 522, 908, 964
Fifield, Jack, 965
Figgemeier, Frank, 965
Finley, Bill, 934
Finley, Steve, 223
Firth, Ted, 965
Fishel, Leo, 965
Fisher, Charles G., 883
Fisher, Charles, 908
Fisher, Chauncey, 965
Fisher, Cherokee, 32, 84, 224, 946,
965
Fisher, George C., 876
Fisher, George Cresse, 908
Fisher, J., 965
Fisher, Newt, 934
Fisler, West, 14, 68, 869
Fitzgerald, Dennis, 893
Fitzgerald, John H., 965
Fitzgerald, John J., 965
Fitzgerald, Warren, 965
Flaherty, Martin, 908
Flaherty, Pat, 884
Flaherty, Patsy, 965
Flanagan, Ed, 869
Fleet, Frank, 876, 965
Fleming, Tom, 908
Fletcher, George, 908
Flick, Elmer, 751, 908
Flint, Silver, 145, 934, 1002
Flood, Tim, 876
Flowers, Dickie, 893, 965
Flynn, Carney, 519, 965
Flynn, Clipper, 869
Flynn, Dibby, 908
Flynn, Ed, 884
Flynn, Jocko, 375, 378–79, 965
Flynn, Joe, 908
Flynn, Mike, 934
Fogarty, Jack, 908
Fogarty, Jim, 201, 908, 965, 1002,
1019
Fogel, Horace, 1002
Foley, Curry, 223, 908, 965
Foley, John, 965
Foley, Tom, 908
Foley, Will, 884
Foran, Jim, 16, 17, 869
Force, Davy, 67, 69, 85–86, 198, 223,
223, 893, 965
Ford, Buck, 519, 965
Ford, Ed, 894
Foreman, Brownie, 966
Foreman, Frank, 575, 946, 966, 1016,
1023
Forster, Tom, 876
Foster, Bob, 934
Foster, Elmer, 909
Foster, Pop, 908
Foster, Reddy, 874
Fountain, Edward, 1009
Fournier, Henry, 966
Fouser, Bill, 876
Foutz, Dave, 379, 410, 449, 869, 966,
1002, 1016, 1019, 1022
Fowle, Charles, 115
Fox, Bill, 894
Fox, John, 966
Fox, Paddy, 869
France, Ossie, 966
Frank, Charlie, 909, 966
Frank, Fred, 909
Franklin (unknown), 909
Fraser, Chick, 723, 966, 1018
Frazer, George, 1002
Freedman, Andrew, 608, 724, 774,
776, 779, 806
Freeman, Buck, 832, 909, 966,
1014–15
Freeman, Julie, 966
French, Bill, 909, 966
Freund, Frank, 934
Friel, Pat, 909
Friend, Danny, 946, 966, 1018
Fries, Pete, 966
Frisbee, Charlie, 909
Frisch, Frankie, 483
Frisk, Emil, 966
Fuller, Ed, 966
Fuller, Harry, 884
Fuller, Shorty, 669, 698, 894
Fulmer, Chick, 894, 966, 1009, 1010
Fulmer, Chris, 935, 966
Fulmer, Wash, 909
Fultz, Dave, 834, 909
Furlong, William, 1010
Fusselbach, Eddie, 935, 966
- Gaffney, John, 414, 451–52, 487,
1002, 1010–11
Gage, David, 10
Gallagher, Bill, 966
Gallagher, Jim, 894
Gallagher, William, 894
Galligan, John, 909
Galvin, Jim, 223, 283, 484–85,
522, 612, 966, 1002, 1010, 1016,
1022–24
Galvin, John, 876
Galvin, Lou, 967
Gamble, Bob, 967
Gandil, Chick, 129
Gannon, Gussie, 967
Gannon, Joe, 967
Ganzel, Charlie, 414, 575, 642, 935
Ganzel, John, 869
Gardner, Alex, 935
Gardner, Bill, 967
Gardner, Gid, 909, 967
Gardner, Jim, 967
Garfield, Will, 967
Garoni, Willie, 967
Garry, Jim, 967
Garvin, Ned, 830, 967

- Gastfield, Ed, 935
 Gaston, Welcome, 967
 Gastright, Hank, 967
 Gatins, Frank, 894
 Gaule, Mike, 909
 Gavern (unknown), 876
 Gear, Dale, 909, 967
 Gedney, Count, 68, 68, 909, 967
 Geer, Billy, 131, 131, 894, 967
 Geggus, Charlie, 202–204, 967
 Geier, Phil, 909
 Geis, Bill, 876, 967
 Geis, Emil, 967
 Geiss, Emil, 876, 967
 Genins, Frank, 909
 George, Bill, 909, 968
 Gerhardt, Joe, 34, 53, 129, 147, 220, 342, 344, 876, 1002
 German, Les, 670, 968
 Gessner, Charlie, 968
 Gettig, Charlie, 909, 968
 Gettinger, Tom, 909, 968
 Gettman, Jake, 910
 Getzein, Charlie, 378, 413, 968, 1016
 Gibson, Robert, 968
 Gibson, Whitey, 935
 Gifford, Jim, 1002
 Gilbert, Bill, 968
 Gilbert, Harry, 876
 Gilbert, Jack, 910
 Gilbert, John, 894
 Gilbert, Pete, 884
 Gilks, Bob, 910, 968
 Gill, Jim, 876
 Gillean, Thomas, 1010
 Gillen, Sam, 894
 Gillen, Tom, 935
 Gillespie, John, 910
 Gillespie, Pat, 86, 86, 147, 910
 Gilligan, Barney, 87, 935
 Gillpatrick, George, 968
 Gilman, Jim, 884
 Gilman, Pit, 910
 Gilmore, Frank, 968
 Gilmore, Jim, 935
 Gilroy (unknown), 935
 Gilroy, Jack, 968
 Ging, Billy, 807, 968
 Gladman, Buck, 884
 Glasscock, Jack, 162, 341, 378, 571, 644, 644, 884, 894, 968, 1002, 1013, 1021, 1023
 Gleason, Bill (William G.), 254, 449, 451, 611, 667, 670, 720, 876, 894, 1010–12
 Gleason, Bill (William), 968
 Gleason, Kid, 640, 667, 696, 837, 968, 1019
 Glenalvin, Bob, 876
 Glenn, Ed (Edward C.), 910
 Glenn, Ed (Edward D.), 894
 Glenn, John, 67, 112, 910
 Goar, Jot, 968
 Godar, John, 910
 Goeckel, Billy, 869
 Goetz, George, 487, 968
 Goff, Jerry, 223
 Golden, Mike, 910, 968
 Goldsby, Walt, 485, 884, 910
 Goldsmith, Fred, 114, 130, 179–80, 197, 224–25, 486, 968, 1010, 1016, 1022–23
 Goldsmith, Wally, 16, 17
 Goodall, Herb, 969
 Goodenough, Bill, 910
 Goodfellow, Mike, 910
 Goodman, Jake, 869
 Gore, George, 181, 413, 448, 574, 910, 1002, 1024
 Gorman, Jack, 910, 969
 Gorman, Tom, 869
 Gormley, Joe, 969
 Gould, Charlie, 14, 34, 49, 869, 969, 1002
 Grady, John, 869
 Grady, Mike, 672, 935
 Graff, John, 969
 Graff, Louis, 935
 Graffen, Mase, 1002
 Graham, Barney, 884
 Graham, Bernie, 910
 Grantham, George, 750
 Graulich, Lou, 935
 Graves, Frank, 935, 969
 Gray, Bill, 884
 Gray, Charlie, 969
 Gray, Chummy, 969
 Gray, Reddy, 894
 Greason, John, 969
 Green, Danny, 910
 Green, Ed, 910, 969
 Green, Jim, 884
 Greenig, John, 969
 Greenwood, Bill, 342, 446–47, 877
 Greer, Ed, 910
 Gremminger, Ed, 884
 Griffin, Mike, 409, 574, 806, 910, 1002, 1019–21, 1024
 Griffin, Sandy, 910, 1002
 Griffin, Tom, 869
 Griffith, Clark, 670, 946, 969, 1018, 1022–23
 Griffith, Frank, 969
 Griffith, E. A., 1010
 Grim, John, 935, 969
 Grimes, John, 969
 Gross, Emil, 224, 935
 Gruber, Henry, 484–85, 969
 Guiney, Ben, 935,
 Gumbert, Ad, 641, 946, 969, 1020
 Gumbert, Billy, 969
 Gunkle, Fred, 935
 Gunning, Tom, 935, 1010–11
 Gunson, Joe, 485, 935
 Guth, Charlie, 180, 969
 Hach, Irv, 877
 Hackett, Charlie, 1002
 Hackett, Mert, 936
 Hackett, Walter, 894
 Haddock, George, 573, 609, 639, 672, 969
 Hafner, Frank, 485, 970
 Hagan, Art, 252, 970
 Hague, Bill, 884
 Hahn, Noodles, 830, 970
 Haigh, Ed, 911
 Halbriter, Ed, 970
 Haldeman, John, 129, 877
 Haldeman, Walter, 129
 Haley, Fred, 936
 Hall, Al, 131, 131, 149, 911
 Hall, Charlie, 911
 Hall, George, 32, 66, 69, 129, 911
 Hall, Jim, 877
 Hall, Russ, 894
 Halligan, Jocko, 613, 911
 Hallinan, Jimmy, 130, 446, 894
 Hallman, Bill, 609, 877, 970, 1002, 1023
 Hallstrom, Charlie, 970
 Halpin, Jim, 894
 Ham, Ralph, 911
 Hamburg, Charlie, 911
 Hamill, John, 970
 Hamilton, Billy, 181, 572, 641, 668, 672, 695, 723–24, 806, 832, 911, 1014–15, 1020–21, 1024
 Handiboe, Nick, 970

- Hankinson, Frank, 199, 884, 970
 Hanlon, Ned, 35, 413, 522, 522, 571,
 613, 667–69, 671, 694–96, 720,
 747–48, 751–52, 774, 777–79, 803–
 804, 833, 835, 911, 1002, 1024
 Hanna, John, 936
 Hannifan, Jimmy, 911
 Hansford, F.C., 970
 Harbidge, Bill, 777, 911
 Hardesty, Scott, 894
 Hardie, Lou, 936
 Harding, Ed, 936
 Harkins, John, 282, 970
 Harley, Dick, 721, 834, 911
 Harper, George, 970
 Harper, Jack, 970
 Harrington, Jerry, 936
 Harrington, Joe, 750–51, 884
 Harris, Charlie, 884
 Harris, Frank, 869
 Harrison, Rit, 936
 Hart, Bill, 970, 1017
 Hart, Bob, 970
 Hart, Jim, 571, 807, 1003
 Hart, Tom, 936
 Hartman, Fred, 672, 672, 695, 834, 884
 Hartnett, Pat, 870
 Hartsel, Topsy, 911
 Harvey, Zaza, 970
 Hasney, Pete, 911
 Hassamaer, Bill, 696, 911
 Hastings, Charlie, 970
 Hastings, Scott, 13, 14, 18, 936, 1003
 Hatfield, Gil, 894, 970
 Hatfield, John, 911, 970, 1003
 Hautz, Charlie, 870, 1010
 Hawes, Bill, 911
 Hawke, Bill, 970
 Hawkes, Thorny, 877,
 Hawley, Pink, 670, 720, 778, 830, 946,
 971, 1017–18, 1022–23
 Hawley, Scott, 971
 Hayes, Frankie, 224
 Hayes, Jackie, 936
 Hayes, John, 911
 Hayhurst, Hicks, 14, 34
 Hayner, Fred, 971
 Healey, Tom, 146, 971
 Healy, John, 378, 971, 1016
 Heard, Charlie, 519, 911, 971
 Hecker, Guy, 34, 222, 251–52, 284,
 374, 410, 444, 444, 573, 870, 971,
 1003, 1011, 1015–17
 Heidrick, Emmet, 773, 911
 Heifer, Frank, 870, 971
 Heilbronner, Louie, 1003
 Heinzman, Jack, 870
 Hellings (unknown), 877
 Hellman, Tony, 936
 Helmbold, Horace, 971
 Hemming, George, 667, 720, 971
 Hemp, Ducky, 912
 Hemphill, Charlie, 834, 912
 Henderson, Bill, 1003
 Henderson, Hardie, 199, 203, 971,
 1010
 Hengle, Ed, 1003, 1010
 Hengle, Moxie, 877, 1011
 Henry, George, 912
 Henry, John, 912, 971
 Herman, Art, 971
 Hernon, Tom, 912
 Herr, Joe, 895
 Herring, Lefty, 971
 Hess, Tom, 936
 Heubel, George, 14, 912, 1009–1010
 Hewett, Walter, 1003
 Hewitt, Jake, 971
 Heydler, John, 1010
 Heydon, Mike, 936
 Hibbard, John, 971
 Hickey, Mike, 877
 Hickman, Charlie, 752, 884, 971
 Hickman, Ernie, 971
 Hicks, Nat, 936, 1003
 Higby (unknown), 912
 Higgins, Bill, 877
 Higham, Dick, 32, 67, 131, 131, 912,
 1003, 1010, 1012
 Hiland, John, 877
 Hill, Belden, 884
 Hill, Bill, 723, 971
 Hilsey, Charlie, 971
 Hines, Hunkey, 912
 Hines, Mike, 723, 777, 936
 Hines, Paul, 67, 112, 114, 161, 285,
 912, 972, 1020–21, 1024
 Hoagland, Willard, 1010
 Hodes, Charlie, 912
 Hodges, Amory, 1009, 1010
 Hodnett, Charlie, 254, 972
 Hodson, George, 971
 Hoey, Fred, 1003
 Hoffer, Bill, 694–95, 697–98, 720,
 725, 747, 751, 777, 834, 972, 1018
 Hoffman, Frank, 972
 Hoffman, Hickey, 936
 Hoffmeister, Jesse, 886
 Hofford, John, 972
 Hogan, Eddie, 410, 972
 Hogan, Marty, 912
 Hogriever, George, 912
 Holbert, Bill, 164, 936, 1003, 1011,
 1019
 Holdsworth, Jim, 912
 Holland, John, 1010–12
 Holland, Will, 895, 1011
 Holliday, Bug, 485, 610, 866, 912, 972
 Hollingshead, Holly, 912, 1003
 Hollison, John, 972
 Holly Samuel, 1009
 Holmes, Ducky, 774, 912, 972
 Honan, Marty, 936
 Hooper, Mike, 912, 1011
 Hoover, Buster, 912
 Hoover, Charlie, 485, 485, 936
 Hopper, Lefty, 972
 Horan, John, 972
 Horner, Jack, 972
 Hornung, Joe, 114, 130, 250, 913,
 972, 1010, 1024
 Horton, Elmer, 972
 Hotaling, Pete, 131, 131, 149, 913
 Houck, Sadie, 895
 Householder, Charlie (Charles F.),
 886, 972
 Householder, Charlie (Charles W.),
 870
 Houseman, Bill, 972
 Houseman, Frank (player), 877
 Houseman, Frank (writer), 695
 Houtz, Lefty, 913
 Howe, Shorty, 877
 Howell, Harry, 833, 972
 Hoy, Dummy, 203, 448, 722, 804–
 806, 834, 913, 1014, 1020–21, 1024
 Hubbard, Al, 251, 895
 Hudson, Nat, 946, 972
 Huelsman, Frank, 913
 Hughes, Bill, 870, 973
 Hughes, Jay, 777–79, 834, 946, 972,
 1018
 Hughes, Mickey, 973
 Hughes, Tom, 973
 Hughey, Jim, 973, 1017
 Hulbert, William, 85–87, 107–108,
 114–15, 129–31, 144, 160, 197,
 199, 220, 225–26, 1012
 Hulen, Billy, 447, 895

- Hulswitt, Rudy, 804, 895
 Humphries, Jack, 777, 936
 Hunt, Dick, 913
 Hunt, John, 803, 1010
 Hunter, Bill, 937
 Hunter, Lem, 973
 Hurley, Dick, 913
 Hurley, Jerry, 522, 937
 Hurley, Michael, 1011
 Hurst, Tim, 775, 1003, 1010
 Husted, Bill, 973
 Husting, Pete, 973
 Hutchinson, Ed, 877
 Hutchison, Bill, 610, 612, 639, 641,
 973, 1016, 1023
 Hyndman, Jim, 973

 Ingraham, Charlie, 201, 937
 Inks, Bert, 667, 947, 973
 Irwin, Arthur, 133, 133, 162, 412,
 573, 672, 697, 895, 973, 1003
 Irwin, Bill, 973
 Irwin, Charlie, 886, 1023
 Irwin, John, 886
 Isbell, Frank, 913, 973
 Ivor-Campbell, Frederick, 281

 Jacklitsch, Fred, 937
 Jackson, Henry, 870
 Jackson, Joe, 128, 668
 Jackson, Sam, 877
 Jacoby, Harry, 886
 Jeffers, W. W., 1010
 Jennings, Alamazoo, 937, 1011
 Jennings, Hughie, 667, 695, 804, 806,
 895, 1015, 1019, 1021, 1023
 Jevne, Fred, 1010
 Jewett, Nat, 937
 Johns, Tommy, 913
 Johnson, Abe, 973
 Johnson, Al, 877
 Johnson, Ban, 807, 834
 Johnson, Bill, 913
 Johnson, Caleb, 877
 Johnson, Lou, 973,
 Johnson, Ralph, 485, 913
 Johnson, Youngy, 973
 Johnston, Dick, 913
 Jones (unknown) 84WashA, 913
 Jones (unknown) 85NYA, 886
 Jones, Alex, 973
 Jones, Bert, 973
 Jones, Bill, 937
 Jones, Bumpus, 639, 973
 Jones, Charley, 68, 130–31, 164, 178,
 220, 913, 973, 1011
 Jones, Charlie, 877
 Jones, Fielder, 725, 804, 1024
 Jones, Frank, 895
 Jones, Henry Monroe, 877
 Jones, Henry, 974
 Jones, Jack (Daniel), 251–52, 280,
 974
 Jones, Jack (Ryerson), 895
 Jones, Jim, 974
 Jones, Levin, 913
 Jones, Mickey, 974
 Jordan, Charlie, 974
 Jordan, Harry, 974
 Jordan, Mike, 913
 Jordan, William, 1011
 Joy, Pop, 870
 Joyce, Bill, 609, 643, 696, 774, 886,
 1003, 1014–15, 1020–21
 Joyce, George, 913
 Julian, Joseph, 1010

 Kahoe, Mike, 937
 Kalbfus, Charlie, 913
 Kane, Billy, 870
 Kappel, Heinie , 895
 Kappel, Joe, 913
 Katoll, Jack, 974
 Kavanaugh (unknown), 870
 Kearns, Tom, 877
 Keas, Ed, 974
 Keating, Bob, 974
 Keefe, George, 974
 Keefe, John, 113, 375, 974
 Keefe, Tim, 147, 182, 199, 283, 340,
 344, 375, 448, 450–52, 483–85,
 487–88, 518, 612, 947, 974, 1010,
 1017, 1022–24
 Keeler, Willie, 667, 695, 721, 750, 804,
 914, 1014, 1020, 1024
 Keenan, Jim, 937, 974
 Keenan, Kid, 974
 Keener, Harry, 974
 Keerl, George, 878
 Keffer, Frank, 974
 Keister, Bill, 833, 878
 Kelb, George, 974
 Kelley, Joe, 667–68, 750, 804, 806,
 914, 1014–15, 1020–21, 1024
 Kelley, Mike, 870
 Kellogg, Nat, 895
 Kelly, Bill, 16, 17, 914,
 Kelly, Charlie, 886
 Kelly, Honest John, 414, 444, 451–52,
 937, 1003, 1010, 1011
 Kelly, Kick, 937
 Kelly, Mike King, 133, 147, 180–81,
 225, 250, 374, 379, 411–13, 520,
 524, 570, 572–74, 613, 642, 723,
 914, 974, 1003, 1011, 1013, 1021
 Kelty, John, 914
 Kemmer, Bill, 886, 974
 Kemmler, Rudy, 201, 937
 Kennedy, Bill, 804, 833, 947
 Kennedy, Doc, 937
 Kennedy, Ed (Edward), 149, 342, 914
 Kennedy, Ed (William Edward) , 886
 Kennedy, Jim, 520, 1003
 Kennedy, Ted, 974
 Kenny, John, 878, 1010
 Kent, Ed, 975
 Kenyon, Jake, 485
 Kerins, John, 444, 870, 1003, 1011
 Kernan, Joe, 878
 Kerns, James W., 9, 18
 Kessler, Harry, 895
 Ketchum, Fred, 914
 Kienzle, Bill, 914
 Kiley, John, 914, 975
 Killeen, Harry, 975
 Killen, Frank, 612, 638–40, 644, 644,
 670, 720, 975, 1017
 Kilroy, Matt, 199, 377, 612, 670, 975,
 1016
 Kilroy, Mike, 975
 Kimball, Gene, 16, 17, 878
 Kimber, Sam, 975
 King, Mart, 914
 King, Sam, 870
 King, Silver, 451, 572, 639, 642, 975,
 1022–23
 King, Steve, 914
 Kinlock, Walt, 886
 Kinsler, Bill, 914
 Kinslow, Tom, 937
 Kinzie, Walt, 895
 Kirby, Jack, 378, 378, 975
 Kissinger, Bill, 947, 975
 Kitson, Frank, 779, 833, 835, 947, 975
 Kittridge, Mal, 833–34, 937, 975
 Kling, Bill, 975
 Kling, Johnny, 937
 Klobedanz, Fred, 751, 947, 975, 1018
 Klusman, Billy, 878

- Knauss, Frank, 975
 Knell, Phil, 204, 975, 1016, 1023
 Knepper, Charlie, 113, 975
 Knight, George, 88, 975
 Knight, Joe, 914, 975
 Knight, Lon, 109, 162, 249, 914, 975,
 1004, 1010–11
 Knouff, Ed, 976
 Knowdell, Jake, 130, 937
 Knowles, Jimmy, 886
 Knox, Andy, 870
 Kohler, Henry, 886
 Kolb, Eddie, 976
 Koons, Harry, 886
 Korwan, Jim, 976
 Kostal, Joe, 976
 Krauthoff, Louis, 573
 Kreeger, Frank, 976
 Krehmeyer, Charlie, 914
 Krieg, Bill, 937
 Krock, Gus, 451, 976
 Krueger, Otto, 878
 Krumm, Al, 976
 Krumm, Henry, 696, 696
 Kuehne, Willie, 35, 201, 522, 522, 886
 Kuhel, Joe, 450
 Kuhns, Charlie, 886

 LaChance, Candy, 834, 870, 1023
 Lackey, Bill, 976
 Ladd, Hi, 914
 Ladew, Steve, 976
 Lafferty, Flip, 914, 976
 Lajoie, Nap, x, 749, 751, 751, 878,
 1019–20
 Lake, Fred, 937,
 Lally, Bud, 1010
 Lally, Dan, 695, 914
 Lampe, Henry, 976
 Landis, Doc, 113, 976
 Lane, Chappy, 280, 870
 Lane, Frank, 1010
 Lange, Bill, 204, 695, 914, 1015, 1020
 Langsford, Bob, 804, 895
 Larkin, Pat, 878, 886
 Larkin, Ted, 410, 870, 1004, 1021
 Larkin, Terry, 146, 163, 947, 976,
 1022–23
 LaRoque, Sam, 878
 Latham, Arlie, 181, 254, 377–79, 574,
 610, 886, 1004, 1010, 1013–14,
 1021, 1023
 Latham, Juice, 114, 129, 870

 Latimer, Tacks, 937
 Lauder, Billy, 834, 886
 Lauer, Chuck, 914, 976
 Laughlin, Ben, 878
 Lavin, Johnny, 915
 Lawler, John, 1011
 Lawlor, Mike, 938
 Lawson, Al, 976
 Lazzeri, Tony, 750
 Leach, Henry, 1011
 Leach, Tommy, 748, 833, 886
 Leadley, Bob, 1004
 Leahy, Dan, 895
 Leahy, Tom, 915
 Leary, Jack, 114, 447, 895, 976
 Ledwith, Mike, 938
 Lee, Leonidas, 915
 Lee, Tom, 976
 Leever, Sam, 830, 835, 976
 Lehan, Jim, 895
 Lehane, Mike, 836, 870
 Leighton, Jack, 915
 Leiper, Jack, 976
 Leith, Bill, 976
 Leitner, Doc, 977
 Lennon, Bill, 16, 17, 938, 1004, 1009
 Lenz, David, 938
 Leonard (unknown), 915
 Leonard, Andy, 34, 50, 132, 915
 Leonard, Frank, 86
 Letcher, Tom, 915
 Levis, Charlie, 871
 Lewis (unknown), 977
 Lewis, Fred, 254, 915
 Lewis, Ted, 751, 832, 977
 Libby, Steve, 871, 1010
 Lillie, Jim, 342, 915, 949–50, 977
 Lincoln, Ezra, 977
 Lipp, Tom, 977
 Little, Harry, 915
 Lizotte, Abel, 871
 Lochhead, Harry, 895, 977
 Locke, Marshall, 915
 Lockwood, Milo, 280, 915, 977
 Loftus, Tom, 110, 110, 523, 915, 1004
 Lohman, Pete, 938
 Long (Unknown photo), 773
 Long (Unknown), 915
 Long, Danny, 915
 Long, Herman, 572, 614, 643, 832,
 895, 1021, 1023
 Long, Jim, 915
 Long, William, 1010

 Loughlin, Bill, 915
 Loughran, Bill, 938
 Lovett, Len, 915, 977
 Lovett, Tom, 524, 977
 Lowe, Bobby, 642, 832, 878, 977,
 1015, 1023
 Lowe, Charlie, 878
 Lowe, Dick, 938
 Lowry, John, 915
 Luby, Jack, 947, 977
 Lucas, Henry, 279–80, 339, 341
 Lucid, Con, 977
 Luff, Henry, 871, 977
 Lukens, Al, 977
 Lush, Billy, 915
 Lutenberg, Lute, 871
 Lynch, Henry, 916
 Lynch, Jack, 283, 977
 Lynch, Tom (Thomas J.), 916, 1010
 Lynch, Tom (Thomas S.), 774, 977
 Lyons, Denny, 411, 639, 644, 887,
 1013, 1018, 1023
 Lyons, Harry, 342, 449, 916, 977
 Lyons, Pat, 878
 Lyons, Toby, 977
 Lyston, Bill, 671, 977
 Lytle, Pop, 916

 MacArthur, Mac, 978
 Mace, Jimmy, 978
 Macey (unknown), 938
 Mack, Connie, 145, 644, 720, 723,
 805, 938, 1004
 Mack, Denny, 32, 50, 68, 110, 110, 222,
 864–65, 896, 978, 1004, 1009, 1011
 Mack, Reddy, 411, 878
 Macullar, Jimmy, 164, 447, 485, 896,
 978, 1004, 1010–11
 Madden, Kid, 575, 575, 947, 978
 Madigan, Tony, 978
 Madison, Art, 878
 Magee, Bill, 978
 Magner, John, 916, 1011
 Magoon, George, 834, 896
 Mahaffey, Lou, 978
 Mahoney, Dan, 696, 938
 Mahoney, Michael, 1010–11
 Mahoney, Mike, 871, 978
 Mains, Willard, 978
 Malarkey, John, 696, 978
 Malatzky, Richard, 698
 Malone, Fergie, 14, 50, 67, 777, 938,
 1004, 1010

- Malone, Martin, 978
 Maloney, John, 916
 Manassau, Alfred, 1010
 Manlove, Charlie, 938
 Mann, Fred, 201, 916
 Manning, Jack, 49–50, 53, 69, 85,
 148, 377, 916, 978, 1004
 Manning, Jim, 484, 916
 Manning, Tim, 878
 Mansell, John, 199, 199, 916
 Mansell, Mike, 131, 131, 199, 916
 Mansell, Tom, 164, 199, 254, 916, 978
 Mantle, Mickey, 483
 Mapledoram, Blake, 1011
 Mapps, Dick, 878
 Marquard, Rube, 450
 Marr, Lefty, 447, 916
 Mars, Ed, 978
 Martin, Al, 878
 Martin, Fahney, 31, 878, 978, 1004,
 1009
 Martin, Frank, 887
 Maskrey, Harry, 916
 Maskrey, Leech, 916
 Mason, Charlie, 219, 608, 916, 978,
 1004
 Mason, Del, 644
 Mason, Ernie, 978
 Mason, F.H., 13
 Massey, Bill, 871
 Mathews, Bobby, 14, 16, 17, 31, 111,
 249, 947, 978, 1009–1011, 1016,
 1022
 Mathews, John, 1011
 Mathewson, Christy, x, 978
 Matteson, C. V., 979
 Matthews, Bob, 916
 Matthias, Steve, 896
 Mattimore, Mike, 916, 979
 Mauck, Al, 979
 Maul, Al, 522, 696, 778–79, 947, 979,
 1018
 Maupin, Harry, 519, 979
 Mayer, Ed, 887
 Mays, Al, 979
 Mays, Carl, 778
 McAleer, Jimmy, 721, 916, 1024
 McAllister, Sport, 834, 916, 979
 McAtee, Bub, 871
 McBride, Algie, 917
 McBride, Dick, 14, 34–35, 68, 778,
 979, 1004, 1022–23
 McBride, John, 917
 McBride, Pete, 979
 McCabe, John, 836
 McCaffrey, Bill, 979
 McCaffrey, Harry, 344, 917, 1011
 McCaffrey, Sparrow, 938
 McCarthy, Jack, 917
 McCarthy, Tommy, 669, 917, 979,
 1004, 1024
 McCarton, Frank, 32, 917
 McCarty, John, 979
 McCauley, Al, 871, 979
 McCauley, Bill, 896
 McCauley, Jim, 938
 McCauley, Pat, 938
 McClellan, Bill, 199, 446–47, 643, 879
 McCloskey (unknown), 938
 McCloskey, Bill, 938
 McCloskey, John, 747, 1004
 McClure, Hal, 917
 McCormick, Barry, 887
 McCormick, Harry, 131, 131, 164,
 979
 McCormick, Jerry, 887, 979
 McCormick, Jim (James A.), 879
 McCormick, Jim (James), 145, 150,
 162, 181, 225, 283, 344, 378–79,
 979, 1004, 1015–16, 1019, 1022–23
 McCoy, Art, 879
 McCreery, Tom, 483, 723, 746, 917,
 979, 1015
 McCullough, Charlie, 979
 McDermott, Joe, 16, 17, 519, 979
 McDermott, Mike (Michael H.), 836,
 979
 McDermott, Mike (Michael J), 980,
 1010
 McDermott, Sandy, 836, 887
 McDonald (unknown), 896
 McDonald, Jack, 917
 McDonald, Jim, 202–204, 887, 1010
 McDoolan (unknown), 980
 McDougal, Dewey, 980
 McDougal, Sandy, 980
 McElroy, Jim, 980
 McElwee, Harvey, 1010
 McFadden, Guy, 871
 McFarlan, Alex, 917
 McFarlan, Dan, 980
 McFarland, Chris, 917, 980
 McFarland, Ed, 938
 McFarland, Herm, 917
 McFarland, Horace, 1010
 McFarland, Monte, 980,
 McFetridge, Jack, 980,
 McGann, Ambrose, 896
 McGann, Dan, 871, 1015, 1021
 McGarr, Chippy, 887, 1010, 1018
 McGeachy, Jack, 378, 917, 980
 McGeary, Mike, 32, 68, 68, 84, 110,
 110, 164, 180, 224, 879, 1004
 McGee, Pat, 917
 McGee, Willie, 483
 McGill, Willie, 670, 947, 980
 McGinley, Tim, 109, 938
 McGinn, Frank, 917
 McGinnis, Gus, 980
 McGinnis, Jumbo, 249, 254, 980
 McGinnity, Joe, 804, 830, 833, 835,
 980, 1018
 McGlone, John, 887
 McGraw, John, 667–68, 695–96, 698,
 720, 750, 803–07, 805, 833, 835,
 864, 887, 1004, 1015, 1020–21
 McGrillis, Mark, 887
 McGuckin, Joe, 917
 McGuinness, John, 871
 McGuire (unknown), 980
 McGuire, Deacon, 224, 696, 723, 938,
 980, 1004, 1020, 1024
 McGunnigle, Bill, 446, 486, 488,
 523–24, 572, 917, 980, 1005
 McHale, Bob, 917
 McIntyre, Frank, 980
 McJames, Doc, 778–79, 804, 980,
 1017–18
 McKean, Ed, 610, 643, 721–22, 747,
 773, 896, 1020–21, 1023
 McKee, Frank, 917
 McKeever, Jim, 939
 McKelvey, John, 917
 McKelvey, Russ, 918, 980
 McKenna, Ed, 939
 McKenna, Kit, 981
 McKeon, Larry, 410, 981, 1015
 McKeough, Dave, 939
 McKinnon, Alex, 131, 131, 378, 871,
 1005
 McKnight, Denny, 225, 249, 279, 376,
 1005
 McLaughlin, Barney, 412, 896, 981
 McLaughlin, Bill, 896
 McLaughlin, Frank, 896, 981,
 McLaughlin, Jim, 981
 McLaughlin, Michael, 1010, 1011
 McLaughlin, Tom, 896
 McLaughlin, Warren, 981

- McLean, Billy, 109, 1009, 1010, 1011
 McMahan, Jack, 871
 McMahan, Sadie, 612, 640, 667, 670, 694, 695–96, 698, 720, 778, 981
 McManus, Frank, 939
 McManus, George, 1005
 McManus, Marty, 750
 McManus, Pat, 981
 McMillan, Reddy, 918
 McMullen, Jim, 981
 McMullin, John, 68, 376, 918, 981
 McNabb, Pete, 981
 McNichol, Robert, 1011
 McPartlin, Frank, 981
 McPhee, Bid, 341, 343, 610, 643, 666, 722, 779, 879, 1013, 1018–21, 1023
 McQuaid, John, 1010, 1011
 McQuaid, Marty, 879
 McQuery, Mox, 871
 McRemer (unknown), 918
 McShannic, Pete, 887
 McSorley, Trick, 871, 981
 McSweeney, Paul, 879
 McTamany, Jim, 340, 918, 1014
 McVey, Cal, 14, 34, 49, 66, 69–70, 87, 107, 112, 114, 147, 182, 200, 723, 871, 981, 1005, 1020
 McVey, George, 939
 Meakim, George, 981
 Meara, Tom, 836
 Meegan, Pete, 202, 981
 Meek, Dad, 939
 Meekin, Jouett, 641, 669, 672, 746, 947, 981, 1018
 Meinke, Frank, 282, 896, 981, 1014
 Meister, George, 887
 Meister, John, 879
 Menefee, Jock, 981
 Mercer, Win, 696, 837, 947, 981
 Merrill, Ed, 879
 Merritt, Bill, 939
 Mertes, Sam, 918
 Messitt, Tom, 939
 Metcalfe, Al, 887
 Meyerle, Levi, 14, 50, 67, 887, 982
 Meyers, Henry, 887
 Meyers, Lew, 939
 Millard, Frank, 879
 Miller, Bert, 982
 Miller, Bob, 982
 Miller, Cyclone, 281, 982
 Miller, Doggie, 35, 644, 939, 1005
 Miller, Dusty, 918
 Miller, Ed, 918
 Miller, George C., 939
 Miller, George E., 1010
 Miller, Joe (Joseph A.), 280, 896
 Miller, Joe (Joseph W.), 879
 Miller, Kohly, 879
 Miller, Ralph, 982
 Miller, Tom, 939
 Milligan, Jack, 939
 Mills, Abraham, 249, 252, 375, 483
 Mills, Charlie, 939, 1009
 Mills, Ev, 32, 871, 1005
 Mincher, Ed, 16, 17, 918
 Minnehan, Dan, 887
 Mitchell (unknown), 410
 Mitchell, Bobby, 982
 Mitchell, Charlie, 1010
 Moffett, Joe, 871
 Moffett, Sam, 280, 918, 982
 Mohler, Kid, 879
 Molesworth, Carlton, 982
 Moolic, Prunes, 375, 939
 Moore, Hen, 202–04, 918
 Moore, Jerrie, 939
 Moore, Mollie, 896
 Moran, Bill, 939
 Moran, Sam, 982
 Morelock, Harry, 896
 Morgan, Bill, 918, 982
 Morgan, Pat, 918
 Moriarity, Gene, 918, 982
 Morrill, John, 147, 250, 250, 342, 871, 982, 1005
 Morris, E., 982
 Morris, Ed, 35, 162, 201, 201–04, 283, 339, 376, 522, 612, 982, 1023
 Morris, P., 896
 Morris, Peter, 280
 Morrison, Hank, 982
 Morrison, Jon, 918
 Morrison, Mike, 410, 982, 1016
 Morrison, Tom, 887
 Morrissey, Jim, 13
 Morrissey, John, 887
 Morrissey, Tom, 887
 Morton, Charlie, 280, 918, 982, 1005, 1011
 Morton, Sparrow, 982
 Moses, Felix, 1005
 Motz, Frank, 872
 Mountain, Frank, 201, 201, 203, 283, 947, 982
 Mountjoy, Billy, 982
 Moynahan, Mike, 251, 896
 Muldoon, Mike, 342, 377, 888
 Mullane, Tony, 222, 249, 283, 339, 339, 341, 343, 523, 610–11, 640, 947, 983, 1017, 1022–24
 Mullen (unknown), 918
 Mullen, John, 939
 Mulligan, John, 888
 Mullin, Henry, 918
 Mulvey, Joe, 888
 Munce, John, 918
 Munding, George, 939
 Munn, Horatio, 879
 Munroe, Frank, 939
 Munyan, John, 940
 Murnane, Tim, 32, 68, 746, 831, 872, 1005
 Murphy (unknown), 940
 Murphy, Bob, 983
 Murphy, Clarence, 919
 Murphy, Con, 983
 Murphy, Connie, 940
 Murphy, Danny (Daniel J.), 940
 Murphy, Danny, (Daniel F.), 837, 879
 Murphy, Ed, 983
 Murphy, Joe, 983
 Murphy, John, 983
 Murphy, Morg, 940
 Murphy, Pat (Patrick J.), 940
 Murphy, Pat (Patrick L.), 919
 Murphy, Tony, 940
 Murphy, Willie, 919
 Murphy, Yale, 896
 Murray, Miah, 940
 Murray, Tom, 896
 Mutrie, Jim, 147, 283, 285, 339, 343, 448, 484, 488, 1005
 Myer, Buddy, 722
 Myers, Al, 484, 879
 Myers, Bert, 888
 Myers, George, 378, 940
 Myers, Henry, 897, 983, 1005
 Nagle, Tom, 940
 Nance, Doc, 919
 Nash, Billy, 723–24, 724, 888, 983, 1005, 1020, 1023
 Nava, Sandy, 200, 202, 940
 Neagle, Jack, 983
 Neale, Joe, 983
 Nelson, Bill, 983
 Nelson, Candy, 897
 Nevin, Alexander, 888

- Newell, John, 888
 Newell, T. E., 897
 Newman, Charlie, 919
 Newton, Doc, 830, 983
 Nicholl, Sam, 919
 Nichols, Al, 129, 888
 Nichols, Art, 940
 Nichols, Kid, 4, 574, 610–11, 614, 640, 642, 644, 670, 751, 776, 779, 779, 832, 983, 1017–18, 1020, 1022–24
 Nichols, Tricky, 983
 Nicholson, Parson, 696, 879
 Nicol, George, 919, 983
 Nicol, Hugh, 197, 224, 249, 254, 919, 1005, 1014
 Niland, Tom, 919
 Niles, Bill, 888
 Noftsker, George, 919
 Nolan, The Only, 146, 983
 Nops, Jerry, 747, 779, 983
 Norton, Elisha, 983
 Norton, Frank, 919
 Nusz, Emory, 919
 Nyce, Charlie, 897
- O'Brien, Billy, 872, 984
 O'Brien, Cinders, 984
 O'Brien, Darby, 523, 919, 984
 O'Brien, Frank, 1011
 O'Brien, Jack (John J.), 834, 919
 O'Brien, Jack (John K.), 70, 940
 O'Brien, Jerry, 879
 O'Brien, John E., 919
 O'Brien, John J., 879
 O'Brien, Pete, 879
 O'Brien, Tom (Thomas H.), 880, 984
 O'Brien, Tom (Thomas J.), 919
 O'Connell, Jack, 897
 O'Connell, Pat, 919, 984
 O'Connor, Dan, 872
 O'Connor, Frank, 984
 O'Connor, Jack, 723, 773, 837, 940, 1024
 O'Day, Hank, 280, 488, 984, 1010
 O'Donnell, John, 940
 O'Hagen, Hal, 940
 O'Leary, Dan, 919, 1005
 O'Meara, Tom, 940
 O'Neal, Fancy, 920
 O'Neil, Ed, 519, 984
 O'Neill, Dennie, 872
 O'Neill, Fred, 920
- O'Neill, J., 984
 O'Neill, John, 940
 O'Neill, Tip, 377, 411, 414, 451, 610, 920, 984, 1013, 1020, 1024
 O'Rourke (unknown), 984
 O'Rourke, Jim, 32, 49–50, 53, 69, 109, 132, 147, 147, 164, 180, 198, 223, 920, 984, 1005, 1010, 1020–21, 1024
 O'Rourke, John, 164, 920
 O'Rourke, Mike, 984
 O'Rourke, Tim, 667, 888
 O'Rourke, Tom, 940
 Oberbeck, Henry, 519, 919, 983
 Oberlander, Doc, 983
 Odlin, Albert, 1010
 Oldfield, Dave, 940
 Olin, Frank, 919
 Oran, Tom, 920
 Orr, Dave, 411, 872, 984, 1005, 1013, 1020
 Orth, Al, 947, 984
 Osborne, Fred, 519, 920, 984
 Osterhout, Charlie, 941
 Otten, Joe, 941
 Otterson, Billy, 897
 Owens, Red, 880
 Oxley, Henry, 941
- Pabor, Charlie, 16–17, 51, 88, 920, 984, 1005
 Pabst, Ed, 920
 Padden, Dick, 834, 880
 Palmer, Billy, 984
 Pappalau, John, 984
 Parent, Freddy, 880
 Parker, Doc, 984
 Parker, Jay, 985
 Parks, Bill, 920, 985, 1005
 Parrott, Jiggs, 888
 Parrott, Tom, 920, 985
 Parsons, Charlie, 985
 Paschal (unknown photo), 773
 Patterson, George, 920
 Patterson, Tom, 920, 1009
 Paulin, Wes, 941
 Payne, Harley, 985
 Paynter, George, 920
 Peak, Elias, 880
 Pearce, Dickie, 51, 110, 110, 985, 1005, 1010
 Pearce, Frank, 897, 985
 Pears, Frank, 985, 1010
- Pechiney, George, 985
 Peitz, Heinie, 941, 985, 1024
 Peitz, Joe, 920
 Pelouze, Louis, 920
 Peltz, John, 920
 Peoples, Jimmy, 941, 985, 1011
 Peppers, Bill, 985
 Perrin, William, 252
 Perritt, William, 145
 Peters, John, 67, 112, 114, 198, 897, 985
 Pettee, Pat, 880
 Pettit, Bob, 920, 985
 Petty, Charlie, 985
 Pfann, Bill, 985
 Pfeffer, Fred, 250, 282, 344, 613, 666, 880, 985, 1006, 1014, 1021, 1023
 Phelan, Dan, 872
 Phelan, Dick, 880
 Phelan, Lew, 1006
 Phelps, Nealy, 920
 Phelps, Zach, 575
 Phillippe, Deacon, 805, 833, 985, 1018
 Phillips, Bill (William B.), 162, 872, 1023
 Phillips, Bill (William C.), 985
 Phillips, Horace, 202, 218–19, 226, 376, 1006
 Phillips, Marr, 897
 Phyle, Bill, 985
 Piatt, Wiley, 986, 1017
 Pickering, Ollie, 747, 920
 Pickett, Dave, 921
 Pickett, John, 880
 Pierce, Gracie, 880, 1010–11
 Pierce, Maury, 888
 Piercy, Andy, 200, 202, 888
 Pierson, Dave, 111, 941, 986
 Pierson, Dick, 880
 Pike, Jay, 921
 Pike, Lip, 32, 67, 374, 921, 1006, 1011
 Pinkham, Ed, 447, 888, 986
 Pinkney, George, 888, 986, 1023
 Pirie, Jim, 897
 Pittinger, Togie, 832, 986
 Pitz, Herman, 941
 Plock, Walter, 921
 Polhemus, Mark, 921
 Pond, Arlie, 720, 747, 751, 777–79, 986
 Poole, Ed, 986
 Poorman, Tom, 280, 921, 986

- Popplein, George, 888
 Porter, Henry, 986
 Porter, Matthew, 921, 1006
 Potts, Vivian, 941
 Powell, Abner, 921, 986
 Powell, Jack, 773, 986, 1017
 Powell, Jim, 872
 Powell, Martin, 872
 Power, Tom, 872
 Powers, Jim, 986,
 Powers, Mike, 834, 941
 Powers, Pat, 1006
 Powers, Phil, 114, 941, 1010
 Pratt, Al, 16, 986, 1006, 1010, 1011
 Pratt, Tom, 42, 872, 1010
 Preston, Walter, 921
 Price, Bill, 487, 986
 Price, Jim, 1006
 Prince, Walter, 872
 Proeser, George, 921, 986,
 Puhl, John, 888
 Purcell, Blondie, 70, 149, 164, 223,
 921, 986, 1006
 Purner, Oscar, 986
 Pyle, Shadow, 986

 Quarles, Bill, 986
 Quest, Joe, 224, 880, 1010
 Quinlan, (unknown), 897
 Quinlan, Frank, 941
 Quinn, A. J., 1011
 Quinn, Frank, 921
 Quinn, Joe (Joseph C.), 941, 1010
 Quinn, Joe (Joseph J.), 378, 614, 614,
 642, 880, 1006, 1023
 Quinn, Paddy (Patrick), 921
 Quinn, Paddy, 941
 Quinn, Tom, 522, 522
 Quinton, Marshall, 941

 Radbourn, Charley, 225, 250, 281,
 282, 284–85, 344, 524, 921, 986,
 1015–17, 1022–24
 Radbourn, George, 987
 Radcliff, John, 14, 32, 69–70, 86, 897
 Radford, Paul, 411, 722, 921, 987,
 1020
 Rainey, John, 921
 Ramsey, Toad, 376, 444, 612, 778,
 987, 1016, 1022
 Ray, Irv, 897
 Raymond, Harry, 487, 888, 987
 Reach, Al, 14, 34, 68, 220, 921, 1006
 Reach, Bob, 897
 Reardon, Jerry, 987
 Reccius, John, 222, 921, 987
 Reccius, Phil, 888, 987
 Redmond, Billy, 447, 897
 Reed, Hugh, 921
 Reeder, Ed, 921
 Reeder, Nick, 888
 Regan, Joe, 922
 Reid, Billy, 880
 Reidy, Bill, 987
 Reilley, Charlie, 941
 Reilly, Charlie, 611, 672, 889
 Reilly, Joe, 880
 Reilly, Josh, 880
 Reilly, Long John, 249, 341, 523, 872,
 1013, 1021, 1023
 Reipschlagler, Charlie, 941
 Reis, Laurie, 133, 987
 Reising, Charlie, 922
 Reitz, Heinie, 667, 696, 720, 748, 778,
 880, 1015, 1023
 Remsen, Jack, 51, 68, 69, 922
 Ressler, Larry, 922
 Rettger, George, 987
 Reville, Henry, 922
 Rexter, William, 922
 Reynolds, Charlie, 941, 987
 Rhines, Billy, 523, 610, 987
 Rhodes, Dusty, 987
 Richardson (unknown), 880
 Richardson, Danny, 147, 344, 698,
 880, 987, 1006, 1018
 Richardson, Hardy, 149, 149, 198,
 223, 223, 378, 520, 524, 572, 880,
 987, 1021
 Richmond, John, 149, 164, 201, 897
 Richmond, Lee, 162, 199, 947, 987
 Richter, Francis, 803
 Richter, John, 889
 Rickert, Joe, 922
 Rickley, Chris, 897
 Ricks, John, 889
 Riddle, Jack, 942
 Riddlemoser, Dorsey, 987
 Riley, Billy, 922, 1010, 1011
 Ringo, Frank, 942
 Risberg, Swede, 129
 Ritchey, Claude, 804, 833, 881
 Ritter, Charlie, 881
 Ritter, Floyd, 942
 Ritterson, Whitey, 942
 Ritz, Jim, 889
 Roach, John, 987
 Roach, Mike, 942
 Roach, Skel, 807, 987
 Roat, Fred, 889
 Robinson, Charlie, 942
 Robinson, Fred, 881
 Robinson, Jackie, 68
 Robinson, Val, 922
 Robinson, Wilbert, 667, 696, 750,
 804, 833, 835, 942, 1024
 Robinson, Yank, 379, 411, 448, 522,
 522, 643, 881, 987, 1014
 Robison, Frederick, 608, 774–75,
 803, 805
 Robison, Stanley, 608, 774–75, 803,
 805
 Rocap, Adam, 922
 Rogers, Emmett, 49, 942
 Rogers, Fraley, 34, 922
 Rogers, Jim, 872, 1006
 Rogers, John I., 225, 572
 Rogers, M. Mortimer, 1009
 Rollinson, William, 942
 Rommel, Eddie, 778
 Rooks, George, 922
 Rose, Pete, 340
 Rosebraugh, Zeke, 988
 Roseman, Chief, 86, 922, 988, 1006,
 1014
 Ross, Robert, 1011
 Rothermel, Bobby, 881
 Rothfuss, Jack, 872
 Routcliffe, Phil, 922
 Rowe, Dave, 70, 922, 988, 1006
 Rowe, Jack, 35, 223, 223, 378, 411,
 897, 1006
 Rowen, Ed, 942
 Roxburgh, Jim, 942
 Rudderham, John, 922
 Rusie, Amos, 571, 638–40, 642,
 669–70, 672, 698, 724, 947, 988,
 1016–18, 1022
 Russ, John, 988
 Russell, Paul, 889
 Russell, Reb, 412
 Ruth, Babe, 412, 750
 Ryan, Cyclone, 872
 Ryan, Jack, 942
 Ryan, Jimmy, 375, 448, 750, 922, 988,
 1020–21, 1024
 Ryan, John A., 988
 Ryan, John J., 889
 Ryan, John M., 922

- Ryan, Johnny , 922, 988
 Ryan, Mike, 889
 Ryan, Nolan, 182
 Ryczek, William, 11
 Ryder, Tom, 922
- Sage, Henry, 518, 518, 942
 Sager, Pony, 897
 Sales, Ed, 897
 Salisbury, Harry, 988
 Samuels, Ike, 889
 Sanders, Ben, 947, 988
 Santry, Ed, 898
 Sauter, Al, 889
 Sawyer, Will, 988
 Say, Jimmy, 889
 Say, Lou, 643, 898
 Saylor, Phil, 988
 Scanlan, Mort, 872
 Scanlan, Pat, 923
 Scanlon, Mike, 279, 1006
 Schafer, Harry, 34, 50, 148, 889
 Schappert, Jack, 988
 Scharf, Nick, 923
 Scheffler, Ted, 923
 Scheibeck, Frank, 898, 988
 Scheible, Jack, 988
 Schellhase, Al, 942
 Schenck, Bill, 889, 988
 Scherer, Harry, 923
 Schmelz, Gus, 201, 202–203, 283, 378, 520, 696, 1006
 Schmit, Crazy, 988
 Schoeneck, Jumbo, 872, 988
 Schofield, J. W., 9
 Schomberg, Otto, 411, 872
 Schregengost, Ossee, 773, 834, 942
 Schriver, Pop, 837, 942
 Schultze, John, 988
 Schulze, John, 942
 Schwartz, Bill, 942
 Scott (Unknown), 923
 Scott, Ed, 830, 989, 1020
 Scott, Milt, 342, 377, 873, 989
 Sechrist, Doc, 989
 Seery, Emmett, 378, 923, 989
 Selbach, Kip, 696, 837, 923
 Selee, Frank, 571, 642, 645, 669–71, 724, 748, 752, 776, 779, 807, 831–33, 1006
 Sellman, Frank, 16, 17, 942, 989
 Sensitivefer, Count, 14, 15, 68, 68, 923, 1009
- Serad, Billy, 282, 989
 Seward, Ed, 989, 1010, 1016
 Seward, George, 923, 1010–11
 Sexton, Frank, 989
 Sexton, Tom, 898
 Seybold, Socks, 923
 Seymour, Cy, 948, 989, 1017–18
 Seymour, Jake, 989
 Shaffer (unknown), 923
 Shaffer, John, 989
 Shaffer, Orator, 70, 70, 923, 1019
 Shaffer, Taylor, 881
 Shallix, Gus, 989
 Shandley, Jim, 923
 Shannon, Dan, 881, 1006
 Shannon, Frank, 898
 Sharrott, George, 989
 Sharrott, Jack, 571, 672, 948, 989
 Sharsig, Bill, 219, 521, 570, 1007
 Shaw, Dupee, 989, 1016
 Shaw, Sam, 836, 989
 Shea, Mike, 989
 Shearon, John, 923, 989
 Sheckard, Jimmy, 803, 923
 Sheehan, Biff , 923
 Sheehan, Tommy, 898
 Sheppard, John, 923
 Sheridan (unknown), 923
 Sheridan, Jack, 1010–11
 Shettsline, Bill, 1007
 Shetzline, John, 889
 Shindle, Billy, 484, 572, 643, 667, 889, 1018, 1023
 Shinnick, Tim, 524, 881
 Shoch, George, 923, 989
 Shoupe, John, 898
 Shreve, Lev, 989
 Shugart, Frank, 643, 898
 Siefke, Fred, 889
 Siegel, John, 889
 Siffel, Frank, 942
 Sigsby, Seth, 990
 Silch, Ed, 923
 Simmons, Joe, 924, 1007, 1011
 Simmons, Lew, 219, 1007
 Simon, Hank, 924
 Simpson, Marty, 881
 Sixsmith, Ed, 943
 Skinner, Alexander, 924
 Sladen, Art, 924
 Slagle, Jimmy, 924, 1020
 Slagle, John, 990
 Slattery, Mike, 924
- Smalley, Will, 889
 Smiley, Bill, 881
 Smith (unknown; 84BalU), 990
 Smith (unknown; 86CinA), 990
 Smith, Aleck, 943
 Smith, Bill (Frederick W.), 990
 Smith, Bill (William E.), 864, 924
 Smith, Bill (William J.), 864, 924, 1007
 Smith, Charlie, 889
 Smith, Ed, 990
 Smith, Edgar (Albert Edgar), 251, 924
 Smith, Edgar (Edgar Eugene), 924, 990
 Smith, Elmer, 644, 644, 864, 924, 990, 1021, 1024
 Smith, Frank, 943
 Smith, Fred, 375, 990
 Smith, Germany, 342, 484, 610, 722, 898, 990, 1019, 1023
 Smith, Harry, 130, 881
 Smith, Harvey, 889
 Smith, Heinie, 881
 Smith, Huey, 202
 Smith, Jack, 202, 873
 Smith, John, 898
 Smith, Jud, 889
 Smith, L., 924
 Smith, Leo, 898
 Smith, Ollie, 924
 Smith, Phenomenal, 990
 Smith, Pop, 149, 201, 881, 990, 1010–11
 Smith, Rex, 990
 Smith, Skyrocket, 444, 873
 Smith, Stub, 898
 Smith, Tom (Thomas E.), 724, 990
 Smith, Tom (Thomas N.) , 881
 Smith, William, 1010
 Sneed, Jack, 485, 924
 Snow, Charlie, 943,
 Snyder, Charles, 924
 Snyder, Cooney, 943
 Snyder, George, 487, 990
 Snyder, Jim, 33, 898
 Snyder, Josh, 924
 Snyder, Pop, 129, 148, 221–22, 410, 943, 1007, 1010–11
 Snyder, Redleg, 924
 Sockalexix, Chief, 747, 924
 Soden, Arthur, 165, 178, 226, 413, 570–71, 724, 748, 802, 832

- Somerville, Ed, 130, 881
 Sommer, Ben, 1011
 Sommer, Joe, 377, 484, 924, 990
 Sommers, Andy, 943
 Sommerville, Andy, 990
 Sowders, Bill, 990
 Sowders, John, 990
 Sowders, Len, 925
 Spalding, Al, 13, 14, 34, 50, 52, 70, 85–87, 107, 109, 111, 112, 113–14, 131–32, 146, 161, 163, 198, 224–25, 412, 444–45, 482, 485, 570–71, 776, 778, 802, 948, 990, 1007, 1015–16, 1022–23
 Sparks, Tully, 834, 991
 Spence, Harry, 1007
 Spencer (unknown), 898
 Spies, Harry, 873
 Sprague, Charlie, 925, 991
 Springer, Ed, 991
 Spurney, Ed, 898
 Stabell, Joe, 925
 Stafford, Bob, 925
 Stafford, General, 925, 991
 Stafford, John, 991
 Stage, Charlie, 1010
 Stahl, Chick, 750, 832, 925, 991, 1020, 1024
 Staley, Harry, 35, 522, 522, 640, 671, 991, 1018
 Stallings, George, 748, 943, 1007
 Stambaugh, Calvin, 1010
 Stanley, Joe (Joseph B.), 991
 Stanley, Joe (Joseph), 925
 Stanton, Tom, 943
 Start, Joe, 67, 163, 198, 873, 1007, 1023
 Stearns, Bill, 991
 Stearns, Dan, 222, 485, 873, 1011
 Stearns, Frederick, 413–14
 Stecher, Bill, 519, 991
 Stedronsky, John, 890
 Steelman, Farmer, 943
 Steere, Gene, 898
 Stein, Ed, 640, 670, 991
 Steinfeldt, Harry, 890
 Stellberger, Bill, 991
 Stemmeyer, Bill, 991, 1016
 Stenzel, Jake, 644, 644, 695, 750, 773, 925, 1020
 Stephens, Ben, 991
 Stephens, Clarence, 991
 Stephenson, Dummy, 925
 Sterling, John, 991
 Stern, Aaron, 343
 Stevens, Bob, 925
 Stewart, Ace, 881
 Stimmel, Archie, 991
 Stine, Harry, 991
 Stires, Gat, 925
 Stivetts, Jack, 573, 609, 614, 640, 642, 669–70, 748, 751, 948, 991, 1018, 1022–23
 Stocksdale, Otis, 696, 948, 991
 Stockwell, Len, 200–201, 925
 Stoddard (unknown), 925
 Stouch, Tom, 881
 Stovey, Harry, 181, 249, 410, 518, 524, 572–74, 750, 925, 992, 1007, 1013, 1020–21
 Strang, Sammy, 898
 Stratton, Asa, 898
 Stratton, Ed, 992
 Stratton, Scott, 444, 524, 639, 641, 948, 992
 Straub, Joe, 943
 Strauss, Joe, 925, 992
 Streit, Oscar, 992
 Strick, John, 943
 Stricker, Cub, 520, 613, 722, 881, 992, 1007, 1023
 Strief, George, 254, 881, 1010
 Strike, John, 992
 Strueve, Al, 943
 Stuart, Bill, 898
 Studley, Seem, 925
 Stultz, George, 807, 992
 Stynes, Neil, 943
 Suck, Tony, 943
 Sudhoff, Willie, 992
 Sugden, Joe, 644, 834, 943
 Sullivan (unknown), 925
 Sullivan, Bill (William F.), 992
 Sullivan, Bill (William), 926
 Sullivan, Billy, 831–32, 943
 Sullivan, Chub, 162, 873
 Sullivan, Dan, 943
 Sullivan, Dave, 344–45, 1010–11
 Sullivan, Denny, 890
 Sullivan, Fleury, 113, 375, 992
 Sullivan, Jerry, 410, 1010–11
 Sullivan, Jim, 748, 751, 992
 Sullivan, Joe, 643, 671, 672, 898
 Sullivan, Marty, 413, 925, 992
 Sullivan, Mike (outfielder), 925,
 Sullivan, Mike (pitcher), 571, 610, 949, 992
 Sullivan, Pat (James P.), 1007
 Sullivan, Pat (Patrick J.), 890, 992
 Sullivan, Sleeper, 943, 949, 992
 Sullivan, Suter, 890, 992
 Sullivan, Ted, 217, 925, 1007, 1010–11
 Sullivan, Tom, 485, 992
 Summer, James, 1010
 Summers, Kid, 943
 Sunday, Art, 926
 Sunday, Billy, 413, 926, 992
 Sutcliffe, Sy, 777, 944
 Sutter, J., 836
 Sutthoff, Jack, 992
 Sutton, Ezra, 16, 17, 68, 147, 890, 993
 Swabach, Bill, 993
 Swaim, Cy, 993
 Swan, Andy, 873
 Swandell, Marty, 890, 1009
 Swartwood, Ed, 926, 993, 1010
 Swartzel, Park, 113, 375, 993
 Sweasy, Charlie, 164, 881, 948, 1007
 Sweeney, Bill, 280, 280, 993
 Sweeney, Charlie, 200, 202, 204, 284, 341, 378, 993, 1017
 Sweeney, Dan, 926
 Sweeney, Jerry, 873
 Sweeney, Pete, 890
 Sweeney, Rooney, 944
 Sweigert, Ham, 926
 Swett, Pop, 944
 Sylvester, Lou, 926, 993
 Taber, John, 993
 Tannehill, Jesse, 948, 993
 Tate, Pop, 777, 944
 Tate, William, 1009
 Taylor, Billy (William H.), 890
 Taylor, Billy (William Henry), 948, 993
 Taylor, Dummy, 993
 Taylor, George, 1007
 Taylor, Harry, 667, 873
 Taylor, Jack (John B.), 671, 948, 993, 1017, 1020
 Taylor, Jack (John W.), 993
 Taylor, Live Oak, 926
 Taylor, Sandy, 926
 Taylor, Walter, 1011
 Taylor, Zach, 873
 Tebeau, Pat, 610, 725, 747, 773, 873, 993, 1007, 1019, 1023
 Tebeau, Pussy, 926

- Tebeau, White Wings, 409, 409, 926, 993
 Temple, William, 644–45, 752
 Tener, John, 522, 993
 Tenney, Fred (Fred Clay), 926, 993
 Tenney, Fred (Frederick), 749–50, 777, 832, 873, 1023
 Terrell, Tom, 944
 Terry, Bill, 523–24, 644, 723, 948, 993, 1010, 1022–23
 Terry, Wally, 926
 Thake, Al, 926
 Thayer, Fred, 165
 Thomas, Fred, 1007
 Thomas, Roy, 926, 993, 1015
 Thomas, Tom, 994
 Thompson, Andrew, 944, 1007
 Thompson, Art, 994
 Thompson, Dick, 698
 Thompson, Frank, 926
 Thompson, Sam, 180, 411–12, 574, 611, 668, 695, 926, 1013–15, 1020–21, 1024
 Thompson, Tug, 926
 Thompson, W. G., 1012
 Thompson, Will, 994
 Thorner, Justus, 225
 Thornton, Jack, 994
 Thornton, Walter, 926, 994
 Thurman, Allen W., 572–73
 Tiernan, Mike, 574, 669, 750, 926, 994, 1020–21, 1024
 Tierney, Bill, 927
 Tilden, Otis, 1010
 Tilley, John, 280, 927
 Tipper, Jim, 32, 927,
 Titcomb, Cannonball, 994
 Tobin, Bill, 873
 Todd, Frank, 994
 Tomney, Phil, 643, 899
 Toole, Steve, 948, 994, 1011
 Townsend, George, 944
 Toy, Jim, 873
 Traffley, Bill, 944
 Traffley, John, 927
 Travis, Cecil, 722
 Tray, Jim, 944
 Treacey, Fred, 32, 50, 927
 Treacey, Pete, 899
 Treadway, George, 667, 927
 Trenwith, George, 890
 Trost, Mike, 944
 Trott, Sam, 447, 777, 944, 1007
 Troy, Dasher, 882
 Truax, Fred, 927
 Truby, Harry, 882
 Trumbull, Ed, 927, 994
 Tucker, Tommy, 445, 483, 572, 611, 750, 807, 873, 994, 1014, 1021, 1023
 Tunnison, William, 1011
 Turbidy, Jerry, 899
 Turner, Tuck, 668, 672, 927, 994
 Tweed, Boss, 13
 Twineham, Art, 777, 944
 Twitchell, Larry, 927, 994
 Tyng, Jim, 160, 165, 165, 994
 Ulrich, George, 927
 Underwood, Fred, 994
 Vadeboncouer, Gene, 944
 Valentine, Bob, 944
 Valentine, John, 994, 1010–11
 Van Court, Eugene, 1010
 Van Delft, Benjamin, 87
 Van Dyke, Bill, 518, 518, 927
 Van Haltren, George, 204, 644, 667, 837, 927, 994, 1008, 1020–21, 1024
 Van Zant, Dick, 449, 449, 890
 Vaughn, Farmer, 944, 994
 Veach, Peekie, 873, 994
 Viau, Lee, 994
 Vickery, Tom, 995
 Vinton, Bill, 995
 Virtue, Jake, 573, 573, 611, 873
 Visner, Joe, 522, 927, 1013
 Voltz, Bill, 375
 Von der Ahe, Chris, 219, 251, 254, 341, 344, 376, 414, 449, 451–52, 486, 608–609, 639, 775, 802, 1008
 Von der Horst, Henry, 570, 608, 613, 803–805
 Von Fricken, Hon, 995
 Voss, Alec, 995
 Waddell, Rube, 830, 833, 995, 1018
 Wadsworth, Jack, 995
 Wagenhorst, Woody, 890
 Wagner, Butts, 890
 Wagner, Honus, x, 804–05, 833, 927, 995, 1015,
 Wagner, J. Earle, 778
 Waitt, Charlie, 927
 Walker, George, 995
 Walker, Moses, 280, 280, 284, 944
 Walker, Oscar, 927
 Walker, Walt, 944
 Walker, Weldy, 280, 927
 Walker, William, 1010
 Walksum (unknown), 882
 Wall, Howard, 899
 Wallace, Bobby, 725, 773, 890, 995
 Walsh, Joe, 899
 Walsh, Mike, 34, 222, 1008–1011
 Waltz, John, 1008
 Ward, Jim, 944
 Ward, John (John E.), 927
 Ward, John (John Montgomery), 146, 147, 160, 160, 162, 180, 200, 375, 411, 448, 482–84, 518, 520, 523, 570, 572, 609–610, 641, 643, 669, 671, 899, 995, 1008, 1014, 1021–22
 Ward, Johnny, 995
 Ward, Piggy, 611, 927
 Warner, Albert, 1010
 Warner, Fred, 890
 Warner, John, 944, 1020
 Waterman, Fred, 890, 1008
 Watkins, Bill, 412–13, 890, 1008
 Watkins, Harvey, 1008
 Watson, Mother, 995
 Weaver, Buck (George), 129
 Weaver, Buck (Samuel), 145–46, 283, 995
 Weaver, Buck (William), 928
 Weber, Charlie, 995
 Weber, Harry, 944
 Weber, Joe, 928
 Weckbecker, Pete, 945
 Weihe, Podgie, 928
 Welch, Curt, 280, 339–40, 379, 449, 451, 610, 928, 945, 995, 1014, 1021, 1024
 Welch, Mickey, 4, 147, 199, 282, 344, 487, 571, 995, 1016, 1022–24
 Welch, Tub, 945
 Wells, Jake, 945
 Wentz, Jack, 882
 Werden, Perry, 873, 995, 1015, 1019
 Werrick, Joe, 444, 890
 West, Billy, 882
 West, Buck, 928
 West, Frank, 995
 Westervelt, Huyler, 671, 996
 Wetzell, Shorty, 996
 Weyhing, Gus, 339, 410, 609, 639–40, 642, 672, 996, 1016, 1022–24

- Weyhing, John, 996
 Wheat, Zack, 750
 Wheeler, George, 996
 Wheeler, Harry, 146, 202, 928, 996, 1008
 Wheelock, Bobby, 899,
 Whistler, Lew, 873
 Whitaker, Pat, 996
 White, Bill (William D.), 444, 451, 452, 899, 996
 White, Bill (William E.), 280, 874
 White, C.B., 899
 White, Deacon, 16, 17, 35, 35, 49–50, 69, 87, 107, 112, 112, 131, 147, 182, 198, 223, 223–24, 378, 890, 996, 1008, 1021
 White, Deke, 996
 White, Elmer, 16, 17, 928
 White, Gideon,, 1010
 White, Warren, 890
 White, Will, 146–47, 179, 179, 222, 225, 283, 996, 1008, 1015–16, 1019, 1022–23
 Whitehead, Milt, 899, 996
 Whiteley, Gurdon, 928
 Whiting, Ed, 224, 945
 Whitney, Art, 891, 996
 Whitney, Frank, 928
 Whitney, Jim, 250–51, 282, 612, 948, 996, 1022–23
 Whitrock, Bill, 996
 Widner, Bill, 996
 Wiedman, Stump, 282, 413, 948, 996, 1010
 Wilbur, Charles, 1010
 Wiley, John, 891
 Wilhelm, Harry, 996
 Williams, Dale, 996
 Williams, Gus, 996
 Williams, Jimmy (James A.), 1008
 Williams, Jimmy, (James T.), 891, 1015, 1019
 Williams, Pop, 997
 Williams, Tom, 996
 Williams, Wash, 928, 997
 Williamson, Ned, 145, 282, 379, 411, 891, 997, 1013–14,
 Willigrod, Julius, 928
 Willis, Vic, 776, 805, 832, 997, 1017
 Wills (unknown), 928
 Wills, Dave, 874
 Wilmot, Walt, 611, 928, 1015
 Wilson, Bill, 945
 Wilson, Chief, 748
 Wilson, Hack, 412
 Wilson, Henry, 945
 Wilson, Highball, 997
 Wilson, John, 1010
 Wilson, Parke, 945
 Wilson, Tug, 928
 Wilson, Zeke, 721, 773, 997
 Wiman, Erastus, 519
 Winkelman, George, 997
 Winkleman, George, 928
 Wise, Bill, 997
 Wise, Nick, 945
 Wise, Sam, 411, 899, 1010, 1014
 Wisner, Phil, 899
 Witherow, Charles, 997
 Woerlin, Joe, 899
 Wolf, Jimmy, 444, 444, 928, 997, 1008, 1024
 Wolstenholme, Abe, 945
 Wolters, Rynie, 31, 997
 Wolverton, Harry, 891
 Wood (unknown), 882
 Wood, Bob, 945
 Wood, Fred, 945
 Wood, George, 928, 997, 1008, 1010, 1024
 Wood, Jimmy, 52, 67, 644, 1008
 Wood, John, 997
 Wood, Pete, 997
 Woodcock, Fred, 997
 Woodhead, Red, 164, 891
 Woodruff, Pete, 928
 Woods, Walt, 804, 997
 Wordsworth, Favel, 899
 Worth, Herb, 928
 Woulfe, Jimmy, 928
 Wright, Al, 1008
 Wright, Bill, 945
 Wright, Dave, 997
 Wright, George, x, 14, 34, 50, 69, 132, 147, 150, 164–65, 180, 225, 899, 997, 1008, 1019
 Wright, Harry, x, 14, 18, 34–35, 49–50, 52–53, 66, 69, 70, 85–88, 107, 132, 144–49, 162, 164, 198–201, 284, 412, 445, 641–42, 929, 997, 1008
 Wright, Joe, 929
 Wright, Pat, 882
 Wright, Rasty, 929
 Wright, Sam, 899
 Wrigley, Zeke, 899
 Wyckoff, Wheeler, 376, 486, 520
 Wylie, Ren, 929
 Wyman, Frank, 929, 997
 Wynne, Bill, 998
 Yaik, Henry, 945
 Yeager, George, 945
 Yeager, Joe, 998
 Yeatman, Bill, 929
 Yerrick, Bill, 779, 998
 Yewell, Ed, 882
 Yingling, Charlie, 899
 Yingling, Joe, 998
 York, Tom, 32, 929, 1008, 1010–11
 Yost, Gus, 998
 Young, Cy, x, 610, 614, 640, 671, 698, 721, 725, 747, 773, 776, 778, 830, 998, 1017–18, 1022, 1024
 Young, Joe, 998
 Young, Joseph, 1010
 Young, Nick, 9, 31, 32, 49, 375, 571, 575, 695, 746, 774, 1008–09, 1011
 Youngman, Henry, 891
 Zacharias, Thomas, 1010
 Zahner, Fred, 945
 Zay, Bill, 998
 Zearfoss, Dave, 945
 Zettlein, George, 32, 52, 67, 111, 778, 998
 Ziegler, Charlie, 891
 Ziegler, George, 998
 Zies, Bill, 945
 Zimmer, Chief, 573, 723, 773, 833, 836, 837, 945, 1020, 1024
 Zinn, Frank, 945
 Zwilling, Dutch, 3