







IMMUNOLOGY & MICROBIOLOGY



2016 CATALOG



Empowering Knowledge™

Elsevier Science and Technology Books deliver targeted content that enables the understanding and application of research. Year after year readers use our books to drive advancements in their fields.

Tools and content on ScienceDirect offer:

- **Full-text version online or download and print** with no digital rights management restrictions (DRM)
- **Multi-user/concurrent access** at any time from any location to expand the reach of the content to your patrons
- **Portable** content available on computers, tablets and smartphones to give users information in the format that best suits their needs
- **Integrated book and journal content** for easier access to related materials
- **Free MARC records** to drive discoverability and usage



Our foundational content—including **Reference Modules**, unique resources that are **trustworthy, current, discoverable, and hosted on ScienceDirect**—complements original research in journal articles.

Our **Legacy Collection** on ScienceDirect, in 20 subject areas, ensures that **valuable historical content** is **discoverable and searchable**, saving time and resources.



Table of Contents


Stay Connected

Stay connected with Elsevier on Facebook, Twitter, YouTube and LinkedIn. These sites are full of news, resources, offers and discussions. Communicate with us and other librarians, researchers, and professionals in your field. View all at store.elsevier.com/stayconnected

Pricing

Publication dates, prices, and other details subject to change without notice.

Biology	2
Immunology	4
Microbiology	24
Molecular Biology	33
Professional and Career Development	47
Serials	52
Titles Index	103
Sales Representatives Index	108
Elsevier Books Customer Service Contacts	113
Imprints	114



ISBN: 978-0-12-800043-4

PUB DATE: December 2015

FORMAT: Hardback

PAGES: c. 334

AUDIENCE

Researchers, graduate students in developmental biology, anatomy, neuroscience, and in all fields across biological and biomedical research.

Kaufman's Atlas of Mouse Development Supplement With Coronal Sections

Edited by: **Richard Baldock** Biomedical Systems Analysis, MRC (Medical Research Council) Human Genetics Unit, University of Edinburgh Western General Hospital, Edinburgh, UK; **Jonathan Bard** Bioinformatics & Development, University of Edinburgh, Edinburgh, UK; **Duncan Davidson** Biomedical Systems Analysis, MRC Human Genetics Unit, University of Edinburgh Western General Hospital, Edinburgh, UK; **Gillian Morriss-Kay** Dept. of Human Anatomy and Genetics, University of Oxford, Oxford, UK



A supplement to the legacy publication on mouse development, with coronal sections and updated anatomical chapters

KEY FEATURES

- Provides high-resolution images for best visualization of key developmental processes and structures
- Offers in-depth anatomy and morphological views of organ systems
- Written descriptions convey developmental origins of the organ systems

DESCRIPTION

Kaufman's Atlas of Mouse Development: With Coronal Sections continues the stellar reputation of the original *Atlas* by providing updated, in-depth anatomical content and morphological views of organ systems. The publication offers written descriptions of the developmental origins of the organ systems alongside high-resolution images for needed visualization of developmental processes. Matt Kaufman himself has annotated the coronal images in the same clear, meticulous style of the original *Atlas*. *Kaufman's Atlas of Mouse Development: With Coronal Sections* follows the original *Atlas* as a continuation of the standard in the field for developmental biologists and researchers across biological and biomedical sciences studying mouse development.

LIFE SCIENCES
BIOLOGY

Please contact your Elsevier Sales or Customer Service Representative



*Prices are subject to change without notice. All Rights Reserved.

THE BIOLOGY AND
IDENTIFICATION OF THE
COCCIDIA (APICOMPLEXA) OF
MARSUPIALS OF THE WORLD



DONALD W. DUSZYNSKI



ISBN: 978-0-12-802709-7

PUB DATE: November 2015

FORMAT: Hardback

PAGES: c. 242

AUDIENCE

Researchers in biology, parasitology, veterinary parasitology, animal husbandry, diseases of wild and domestic animals, veterinary medicine, faculty members in universities with graduate programs in these areas, colleges of veterinary medicine and agriculture, practicing veterinarians, farmers, students and other individuals involved in 4-H (4-H is a youth organization administered by the National Institute of Food and Agriculture of the United States Department of Agriculture).

The Biology and Identification of the Coccidia (Apicomplexa) of Marsupials of the World

Donald W. Duszynski Department of Biology, University of New Mexico, Albuquerque, NM, USA



This book is the first and only taxonomic summation of apicomplexan parasites of marsupials that allows easy parasite identification with a summation of virtually everything known about the biology of each known parasite species, including viruses, protozoa, worms, arthropods, and more.

KEY FEATURES

- Offers line drawings and photomicrograph of each parasite from each hosts species, including methods of identification and treatment
- Presents a complete historical rendition of all known publications on coccidia (and their closest relatives) from all marsupials species on Earth, and evaluates the scientific and scholarly merit of each
- Provides a complete species analysis of the known biology of every coccidian described from marsupials
- Reviews the most current taxonomy of marsupials and their phylogenetic relationships needed to help assess host-specificity and evaluate what little cross-transmission work is available

DESCRIPTION

The Biology and Identification of the Coccidia (Apicomplexa) of Marsupials of the World contains the most up-to-date information on the former order marsupial that is now partitioned by mammalogists into seven separate orders that contain 20 families, 86 genera, and 318 species that live on land or in trees in Oceania and the Americas.

Marsupials, like other vertebrate animals have many different kinds of parasites (e.g. viruses, protozoa, worms, arthropods, etc.), but there is no definitive text that covers any one of these groups found in all marsupials.

Coccidiosis is a serious global problem in most domesticated animals, and under increasing circumstances of loss of habitat and crowding, may also affect some wild animal populations, thus, there is a real need for their identification and control.

LIFE SCIENCES
BIOLOGY

Please contact your Elsevier Sales or Customer Service Representative



*Prices are subject to change without notice. All Rights Reserved.

LESSONS IN IMMUNITY

From Single-cell Organisms to Mammals



Edited by
Loriano Ballarin
Matteo Cammarata



ISBN: 978-0-12-803252-7

PUB DATE: June 2016

FORMAT: Paperback

PAGES: c. 298

AUDIENCE

The book is primarily intended for scientists/ university teachers and researchers in comparative (invertebrate and vertebrate) immunobiology. In addition, it offers an evolutionary approach which is a novelty also for teachers and students of medical schools.

Lessons in Immunity: From Single-cell Organisms to Mammals

Edited by: **Loriano Ballarin** Department of Biology, University of Padova, Italy

Matteo Cammarata Department of Biological, Chemical and Pharmaceutical Sciences and Technologies, University of Palermo, Italy



This helpful resource provides a series of overviews depicting the current state of various fields of immunobiology from an evolutionary perspective, furnishing a valuable, holistic, cross-sectional approach for teaching immunology and its applications

KEY FEATURES

- Provides simple and updated reviews on the immunobiology of a wide spectrum of organisms, considered in an evolutionary context
- Focuses on both cells and humoral components of a variety of non-classical model organisms
- Offers in a single volume many contributions which can help with understanding the evolution of immune responses and the main adaptations in animal phyla
- Presents a valuable holistic cross-sectional approach for teaching immunology and its applications

DESCRIPTION


Lessons in Immunity: From Single-cell Organisms to Mammals stems from the activity of the Italian Association of Developmental and Comparative Immunobiology (IADCI), represented by the editors. This book is presented as a series of short overviews that report on the current state of various relevant fields of immunobiology from an evolutionary perspective. The overviews are written by authors directly involved in the research, and most are members of the IADCI or have otherwise been involved in the related research for their respective overview. This publication offers scientists and teachers an easy and updated reference tool.

LIFE SCIENCES
IMMUNOLOGY

Please contact your Elsevier Sales or Customer Service Representative



*Prices are subject to change without notice. All Rights Reserved.



ISBN: 978-0-12-803604-4

PUB DATE: June 2016

FORMAT: Hardback

PAGES: c. 310

AUDIENCE

This book is primarily intended for people already aware of SS who would like to be updated on recent insights into this disease. Since this book integrates basic immunology concepts, clinical aspects and pharmacological issues, it can be of help both to scientists (graduate students/PhD/Post docs/lecturers) who focus their research on this field and to clinicians (graduate students, fellows and consultants) who care for SS patients.

Sjogren's Syndrome

Novel Insights in Pathogenic, Clinical and Therapeutic Aspects

Edited by: **Alunno Alessia** Rheumatology Unit, Department of Medicine, University of Perugia, I-06126 Perugia, Italy

Bartoloni Elena Rheumatology Unit, Department of Medicine, University of Perugia, I-06126 Perugia, Italy

Robert Gerli Professor of Rheumatology, Department of Medicine, University of Perugia, Italy



An overview of the current state of understanding of Sjogren's Syndrome (SS), this book summarizes the large body of literature on advances in SS's genetic background, clinical picture, therapeutic approaches, and pathogenesis

KEY FEATURES

- Discusses heterogeneity of topics and audience, from basic immunology to clinical aspects and therapeutics
- Provides novel lines of investigation and supports the management of patients requiring novel therapeutic approaches
- Presents a deeper knowledge on SS clinical management as well as on immunological aspects possibly leading to new lines of investigation
- Offers a bridge between the clinician and the scientist, and vice versa
- Provides the reader with most recent and relevant updates due to the novelty of topics

DESCRIPTION

Sjogren's Syndrome: Novel Insights in Pathogenic, Clinical and Therapeutic Aspects provides the reader with an overview of current knowledge about Sjogren's Syndrome. The book summarizes the huge amount of literature concerning related advances in genetic background, pathogenesis, clinical picture, and therapeutic approaches. It integrates basic immunology concepts, clinical aspects, and pharmacological issues.

Scientific progress has allowed us to unmask novel pathogenic mechanisms, to perform genome wide studies, and to identify clinical and serological features associated with different disease subsets and, eventually, different disease prognoses. In addition, the increasing knowledge about SS pathogenesis provides the rationale to employ targeted therapies in SS as has already occurred in rheumatoid arthritis and systemic lupus erythematosus.

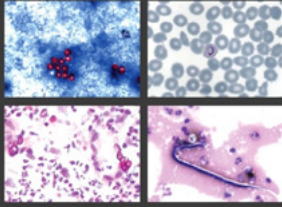
**LIFE SCIENCES
IMMUNOLOGY**

Please contact your Elsevier Sales or Customer Service Representative



*Prices are subject to change without notice. All Rights Reserved.

CORE CONCEPTS IN CLINICAL INFECTIOUS DISEASES (CCCID)



Carlos Franco-Paredes



ISBN: 978-0-12-804423-0

PUB DATE: June 2016

FORMAT: Paperback

PAGES: c. 200

AUDIENCE

Researchers and advanced students in the fields of infectious diseases, microbiology, public health and immunology

Core Concepts in Clinical Infectious Diseases (CCCID)

Carlos Franco-Paredes Infectious Diseases Clinician, Adjunct Clinical Professor, Hospital Infantil de Mexico, Federico Gomez, Mexico City, Mexico



This insightful book provides key clinical concepts used in the differential diagnosis and workup of infectious diseases, discusses a helpful approach for organizing and thinking about commonly seen clinical presentations

KEY FEATURES

- Assists the reader in connecting the dots (process of accumulating real-time knowledge) during the thinking process of clinical decision-making in the area of infectious diseases
- Uses tables and charts for easy understanding and application
- Contains a manual style that targets different audiences, such as medical students, hospital medicine specialists, outpatient internal medicine practitioners, infectious disease fellows in training, and practicing clinicians
- Provides an up-to-date discussion of core concepts in clinical infectious diseases

DESCRIPTION

Core Concepts in Clinical Infectious Diseases (CCCID) provides medical students and researchers, infectious disease fellows, and practicing clinicians with key clinical concepts in the differential diagnosis and workup of infectious diseases. With the use of tables, charts, and problem-oriented medical diagnosis, it will provide a way of organizing and thinking about commonly seen clinical presentations of infectious diseases. Instead of discussing each disease process or any particular infectious process, this book will assist clinicians in seeing the forest and not focusing on the leaf.


Graphs and tables have been constructed over 14 years of taking notes, teaching clinical infectious diseases, and discussing real clinical cases. This book is not about acquiring the structure of infectious diseases that is presented in classic textbooks of infectious disease; instead, it is about refining the process of putting the pieces together in clinical thinking to achieve an accurate clinical diagnosis and thus improved patient care.

LIFE SCIENCES
IMMUNOLOGY

Please contact your Elsevier Sales or Customer Service Representative



*Prices are subject to change without notice. All Rights Reserved.



ISBN: 978-0-12-801968-9

PUB DATE: March 2016

FORMAT: Paperback

PAGES: c. 244

AUDIENCE

researchers, academic scientists, and graduate students focused on innate immunology

The Innate Immune Response to Non-infectious Stressors

Human and Animal Models

Edited by: *Massimo Amadori* Laboratory of Cellular Immunology, IZSLER, Brescia, Italy



This book describes the rationale behind the innate immune response to non-infectious stressors and relevant human and animal models, covering the crucial link between stress response and energy metabolism and prompting a reappraisal of some crucial issues in this fascinating, somehow elusive field of investigation

KEY FEATURES

- Provides insights into the fundamental homeostatic processes vis-à-vis stressors to help in investigation
- Illustrates the depicted tenets and how to offset them against established models of response to physical and psychotic stressors in both animals and humans
- Covers the crucial issue of the immune response to endocrine disruptors
- Includes immunological parameters as reporter system of environmental adaptation
- Provides many illustrative examples to foster reader understanding

DESCRIPTION

The Innate Immune Response to Non-infectious Stressors: Human and Animal Models highlights fundamental mechanisms of stress response and important findings on how the immune system is affected, and in turn affects such a response. In addition, this book covers the crucial link between stress response and energy metabolism, prompts a re-appraisal of some crucial issues, and helps to define research priorities in this fascinating, somehow elusive field of investigation.

LIFE SCIENCES
IMMUNOLOGY

Please contact your Elsevier Sales or Customer Service Representative



*Prices are subject to change without notice. All Rights Reserved.

Second Edition

INSIGHTS TO
**NEUROIMMUNE
BIOLOGY**



ISBN: 978-0-12-801770-8

PREVIOUS EDITION ISBN:
9780123846914

PUB DATE: February 2016

FORMAT: Hardback

PAGES: c. 292

AUDIENCE

Scientists and practitioners of the Immunology, biology, Medicine, Veterinary Science and Zoology. This book could serve to help Neuroscientists and Medical and Veterinary doctors in advanced training.

Insights to Neuroimmune Biology, 2e

Edited by: *Istvan Berczi* Department of Immunology, University of Manitoba, MB, Canada



This comprehensive publication fulfills the urgent need for updated and revised tools, models, and techniques that can enhance the study of neuroimmune interactions at molecular levels, with an ultimate goal of helping readers understand the function of higher organisms, including man, in their entire complexity

KEY FEATURES

- Provides information on the importance and applicability of the field of neuroimmunology
- Describes subjects that have shown significant recent developments
- Introduces a whole new dimension to neuroimmunology by discussing Epigenetic Immunoregulation
- Investigates the mechanisms and functions of the Neuroimmune Regulatory Supersystem
- Promotes translational research in the field of neuroimmune biology
- Covers challenges, such as dealing with problems of e.g., hypothalamic regulation of immune functions, interrelationships of stress and disease, epigenetic immunoregulation, neuroprotection, and neuroimmune regulation in pregnancy.

DESCRIPTION

Insights to Neuroimmune Biology, Second Edition discusses the systemic regulatory network, coordination, organization, and interpretation of the rapidly accumulating knowledge on the topic of neuroimmune biology, with an ultimate goal of helping readers understand the function of higher organisms, including man, in their entire complexity.


This publication provides assessments and interpretations of accumulated experimental evidence, enabling the scientific community to keep abreast of essential advancements of existing knowledge as we search for greater understanding of the biology of higher organisms.

**LIFE SCIENCES
IMMUNOLOGY**

Please contact your Elsevier Sales or Customer Service Representative



*Prices are subject to change without notice. All Rights Reserved.



ISBN: 978-0-12-801917-7

PUB DATE: March 2016

FORMAT: Paperback

PAGES: c. 614

AUDIENCE

researchers in basic, applied, and clinical immunology

Systemic Lupus Erythematosus

Basic, Applied and Clinical Aspects

Edited by: **George C. Tsokos** Professor of Medicine, Harvard Medical School, and Chief, Rheumatology Division, Beth Israel Deaconess Medical Center, Boston, MA, USA



Presents each topic on Systemic Lupus Erythematosus in a critical, easily accessible manner

KEY FEATURES

- Provides the very latest overview of the pathogenesis of SLE
- Distills current understanding of the cellular, molecular, genetic and environmental factors that instigate and drive the disease
- Includes comprehensive coverage of clinical features, including fatigue, organ system manifestations, overlap syndromes, infections, and more
- Conveys the very latest understanding of mechanisms of tissue damage, including immune complexes, antibodies, and other mechanisms that lead to organ damage
- Discusses the latest treatment options on disease modifying or disease controlling agents
- Provides 'one stop' coverage of all the latest scientific and clinical developments in SLE

DESCRIPTION


Systemic Lupus Erythematosus combines basic science with clinical science to provide a translational treatment of the disease and is a useful reference for specialists in the diagnosis and management of patients with SLE, a tool for measurement of clinical activity for pharmaceutical development and basic research of the disease and a reference work for hospital libraries.

LIFE SCIENCES
IMMUNOLOGY

Please contact your Elsevier Sales or Customer Service Representative



*Prices are subject to change without notice. All Rights Reserved.



Immune Rebalancing

The Future of Immunosuppression

Edited by
Diana Boraschi
and Giselle Penton-Rol

ISBN: 978-0-12-803302-9

PUB DATE: February 2016

FORMAT: Paperback

PAGES: c. 284

AUDIENCE

Researchers and scientists in the field of immunology, pharmacology and biomedical research and industrial researchers involved in developing new therapeutic products. Also for clinicians and medical doctors interested in evaluating new treatment options. Secondary audience: Graduate and advanced students.

Immune Rebalancing

The Future of Immunosuppression

Edited by: **Diana Boraschi** PhD, Research Director, Institute of Biomedical Technologies, Italian National Research Council, Pisa, Italy
Giselle Penton-Rol Center for Genetic Engineering and Biotechnology (CIGB), Havana, Cuba



Describes new perspectives of immunopharmacology focused on immunosuppression.

KEY FEATURES

- Visits immunosuppression from a modern point of view of signalling mechanisms at the light of the current knowledge of signalling mechanisms and regulatory networks allows the reader to formulate new ideas and concepts on how to use immunosuppression the therapeutic purposes
- Encourages researchers to engage into exploring the field of pharmacological modulation of immune responses in depth, and with the new knowledge and tools available, designs more effective therapeutic strategies to autoimmune and inflammatory diseases, cancer, degenerative diseases and infections
- Examines the link between molecular pathways associated to immune-suppression and the new immunopharmacology approaches
- Provides information on the new strategies for drug development in this field
- Considers the role of microbes in the development of the mammalian immune system and immune responses, which will widen the reader's strategy for addressing therapeutic immune modulations

DESCRIPTION

Immune Rebalancing: The Future of Immunosuppression summarizes the most promising perspectives of immunopharmacology, in particular in the area of immunosuppression by considering molecular pathways, personalized medicine, microbiome and nanomedicine.

Modulation of immune responses for therapeutic purposes is a particularly relevant area, given the central role of anomalous immunity in diseases. These diseases vary from the most typically immune-related syndromes (autoimmune diseases, allergy and asthma, immunodeficiencies) to those in which altered immunity and inflammation define the pathological outcomes (chronic infections, tumours, chronic inflammatory and degenerative diseases, metabolic disorders, etc.

LIFE SCIENCES
IMMUNOLOGY

Please contact your Elsevier Sales or Customer Service Representative

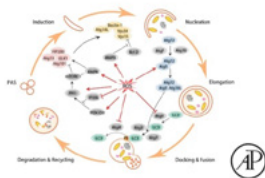


*Prices are subject to change without notice. All Rights Reserved.

AUTOPHAGY

CANCER, OTHER PATHOLOGIES,
INFLAMMATION, IMMUNITY
INFECTION, AND AGING

VOLUME 8
EDITED BY
M. A. HAYAT



ISBN: 978-0-12-802937-4

PUB DATE: February 2016

FORMAT: Hardback

PAGES: c. 348

AUDIENCE

Academic/clinical professors,
postdoctoral fellows, graduate and
medical students in immunology,
microbiology, pathology, infectious
diseases and cancer research

Autophagy: Cancer, Other Pathologies, Inflammation, Immunity, Infection, and Aging

Volume 8- Human Diseases

Edited by: *M. A. Hayat* Distinguished Professor, Department of Biological
Sciences, Kean University, Union, NJ, USA



Presents up-to-date information on the role of Autophagy in health and disease in nine
comprehensive volumes

KEY FEATURES

- Presents the most advanced information regarding the role of the autophagic system in life and death and whether autophagy acts fundamentally as a cell survivor, or cell death pathway, or both
- Introduces new, more effective therapeutic strategies, in the development of targeted drugs and programmed cell death, providing information that will aid on preventing detrimental inflammation
- States recent advancements in the molecular mechanisms underlying a large number of genetic and epigenetic diseases and abnormalities

DESCRIPTION

Understanding the importance and necessity of the role of autophagy in health and disease is vital for the studies of cancer, aging, neurodegeneration, immunology, and infectious diseases. Comprehensive and forward-thinking, these books offer a valuable guide to both cellular processes while inciting researchers to explore their potentially important connections.

Volume 8 Autophagy and Human Diseases, concentrates on the role of Autophagy in human diseases, including tumorigenesis. The diseases discussed include melanoma, liver cancer, pancreatic cancer, and neurodegenerative disorders. Loss of autophagy in the central nervous system causes neurodegeneration (Alzheimer's disease, Huntington's disease, Parkin's disease, and Amyotrophic Lateral Sclerosis). Melanoma is one of the most serious diseases in humans. Autophagy plays a key role in the anticancer response to Chemotherapy. However, autophagy can increase or decrease the effectiveness of chemotherapy. The reasons for these contradictory effects are explained. Autophagy also plays a role in idiopathic inflammatory diseases, infection, and immunity. An explanation is given how autophagy is closely linked to control of innate and adaptive immune responses in host defense in part by regulating cytokine production. The role of autophagy in cutaneous malignant melanoma is discussed in detail and expression of Beclin 1 and LC3 autophagic genes in melanoma is included to explain the molecular mechanisms underlying this very serious disease, which tends to metastasize to the brain. The effect of the treatment of this disease using Terfenadine through the induction of autophagy and apoptosis is also included. Autophagy and apoptosis are two main mechanisms involved in programmed cell death.

Considering that autophagy is associated with numerous biological processes including cellular development and differentiation, cancer (both antitumor and protumor functions), immunity, infectious diseases, inflammation, maintenance of homeostasis, response to cellular stress, and degenerative diseases such as Alzheimer's, Parkinson's, Huntington's, amyotrophic lateral sclerosis, and prion diseases, there is a great need to understanding its role. Cell homeostasis is achieved by balancing biosynthesis and cellular turnover. In spite of the increasing importance of autophagy in various pathophysiological situations (conditions) mentioned above, this process remains underestimated and overlooked. As a consequence, its role in the initiation, stability, maintenance, and progression of these and other diseases (e.g., autoimmune disease) remains poorly understood.

LIFE SCIENCES
IMMUNOLOGY

Please contact your Elsevier Sales or Customer Service Representative



*Prices are subject to change without notice. All Rights Reserved.

Translational Immunology

Mechanisms and Pharmacologic Approaches



Edited by
Seng-Lai Tan



ISBN: 978-0-12-801577-3

PUB DATE: December 2015

FORMAT: Hardback

PAGES: c. 370

AUDIENCE

researchers, scientists, physicians, graduate students, postdocs, and instructors/teachers interested in translational studies in human immunology

Translational Immunology

Mechanisms and Pharmacologic Approaches

Seng-Lai Tan EMD Serono Research and Development Center, Billerica, MA, USA



A comprehensive overview of the mechanisms underlying emerging pharmacologic approaches to interventional immunology

KEY FEATURES

- Delivers comprehensive coverage of seminal human immunology discoveries and the resulting impact on therapeutic strategies
- Presents potential novel targets and approaches for clinical applications in organ specific and systemic autoimmunity, transplant rejection, cancer, and vaccine development
- Discusses lessons learned from successful and failed clinical trials with specific interventions, including pharmacological issues and limitations, and complications due to immunosuppression
- Provides information on new strategies and outstanding issues that should be addressed in future research

DESCRIPTION

Translational Immunology: Mechanisms and Pharmacologic Approaches highlights and summarizes the most important advances in human immunology, clinical translations, new tools to analyze therapeutic targets, and new pharmacological approaches for autoimmunity, inflammatory disorders, and cancer. The book is an essential resource for those seeking to understand the potential translational applications of burgeoning studies in human immunology, helping readers make sense of the existing and emerging scientific advances. The book grounds fundamental science in the translational realm, providing insights from world renowned researchers at the top of their game in their respective fields, in both industry and academic settings.

Readers will gain an understanding of the rationale and mechanisms underlying current and emerging pharmacologic approaches for interventional immunology, the gaps therein, and new ideas for better and safer therapeutic approaches, and physicians will glean information about pharmacological limitations in altering disease progression and complications. This reference on the translational realization of the burgeoning findings in immunology provides a go-to reference for experienced professional clinicians, researchers, industry scientists, and those seeking more information on the field.

LIFE SCIENCES
IMMUNOLOGY

Please contact your Elsevier Sales or Customer Service Representative



*Prices are subject to change without notice. All Rights Reserved.



ISBN: 978-0-12-398381-7

PUB DATE: December 2015

FORMAT: Paperback

PAGES: c. 380

AUDIENCE

graduate and undergraduate students entering the fields of immunology, molecular biology and other biomedical disciplines, their instructors and mentors. Researchers, practitioners and those interested in the evolution of ideas and scientific methods

A Historical Perspective on Evidence-Based Immunology

Edward J. Moticka Professor, Department of Immunology and Microbiology, A.T. Still University School of Osteopathic Medicine, Mesa, AZ, U.S.A.



Highlights the evidence supporting immunology concepts commonly taken for granted, including results of hypothesis-driven controlled scientific experiments

KEY FEATURES

- Provides a complete review of the hypothesis-driven, controlled scientific experiments that have led to our current understanding of immunological principles
- Explains the types of experiments that were performed and how the interpretation of the experiments altered the understanding of immunology
- Presents concepts such as the division of lymphocytes into functionally different populations in their historical context
- Includes fundamental insights on immunologic tolerance, interactions of lymphocytes with antigen TCR and BCR, and the generation of diversity and mechanism of tolerance of T and B cells

DESCRIPTION

A Historical Perspective on Evidence-Based Immunology focuses on the results of hypothesis-driven, controlled scientific experiments that have led to the current understanding of immunological principles. The text helps beginning students in biomedical disciplines understand the basis of immunologic knowledge, while also helping more advanced students gain further insights.

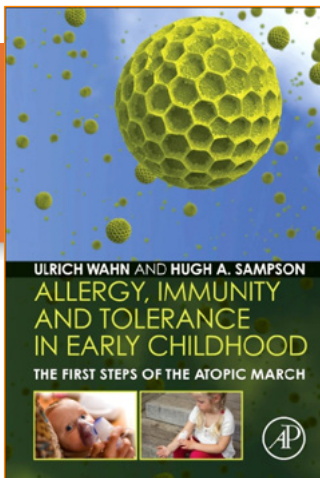
The book serves as a crucial reference for researchers studying the evolution of ideas and scientific methods, including fundamental insights on immunologic tolerance, interactions of lymphocytes with antigen TCR and BCR, the generation of diversity and mechanism of tolerance of T cells and B cells, the first cytokines, the concept of autoimmunity, the identification of NK cells as a unique cell type, the structure of antibody molecules and identification of Fab and Fc regions, and dendritic cells.

**LIFE SCIENCES
IMMUNOLOGY**

Please contact your Elsevier Sales or Customer Service Representative



*Prices are subject to change without notice. All Rights Reserved.



Allergy, Immunity and Tolerance in Early Childhood

The First Steps of the Atopic March

Edited by: *Ulrich Wahn* Chief Editor, Pediatric Allergy and Immunology, Charite - Ped. Pneumology and Immunology, Berlin, Germany
Hugh A Sampson Mount Sinai School of Medicine, New York, NY, USA



Explains the rationale, possibilities, limitations, and perspectives on the primary and secondary prevention of allergic diseases, including input from global experts in the field

KEY FEATURES

- Summarizes the current knowledge of the epidemiological, genetic, and cellular basis of allergic diseases
- Ideal reference for the study of allergies in young children, atopic dermatitis, allergic rhinitis, childhood asthma, and food allergies
- Provides landmark findings in the field of immunology and allergy development
- Fulfills the need for a book that focuses on primary and secondary allergy prevention, especially during the first years of life
- Unites key, global experts in the field who summarize their collective, and current, knowledge, along with novel ideas for potential options of prevention

DESCRIPTION

Allergy, Immunity and Tolerance in Early Childhood: The First Steps of the Atopic March provides valuable insights on the atopic diseases, including asthma, allergic rhinitis, atopic dermatitis, and food allergies, which have developed into major health problems in most parts of the world.

As the natural history of these chronic diseases has been extensively studied, including their major genetic, environmental, and lifestyle determinants and potential protective factors, the book presents tactics on how pediatric allergists can provide early intervention. In addition, the book unites key, global experts in the field who summarize their collective, and current, knowledge of the early stage of the "Atopic March", along with novel ideas for potential options of prevention.

ISBN: 978-0-12-420226-9

PUB DATE: October 2015

FORMAT: Hardback

PAGES: c. 392

AUDIENCE


immunologists, pneumologists,
allergologists, researchers in public
health

LIFE SCIENCES
IMMUNOLOGY

Please contact your Elsevier Sales or Customer Service Representative



*Prices are subject to change without notice. All Rights Reserved.



The Cytokines of the Immune System

The Role of Cytokines in Disease
Related to Immune Response

Zlatko Dembic

The Cytokines of the Immune System

The Role of Cytokines in Disease Related to Immune Response

Zlatko Dembic Professor of Immunology, Cell Biology, and Microbiology,
University of Oslo, Department of Oral Biology, Norway



Describes the role of cytokines in basic immune responses and guides through the structure, source, function, receptor(s), link with diseases, and therapeutic potentials of interleukins, immunomodulatory cytokines, and chemokines

KEY FEATURES

- Supplies new ideas for basic and clinical research
- Provides cytokine descriptions in a guidebook-style, cataloging the origins, structures, functions, receptors, disease-linkage, and therapeutic potentials
- Offers a textbook-style view on the immune system with the immunologic role of each cytokine

DESCRIPTION

The Cytokines of the Immune System catalogs cytokines and links them to physiology and pathology, providing a welcome and hugely timely tool for scientists in all related fields. In cataloguing cytokines, it lists their potential for therapeutic use, links them to disease treatments needing further research and development, and shows their utility for learning about the immune system. This book offers a new approach in the study of cytokines by combining detailed guidebook-style cytokine description, disease linking, and presentation of immunologic roles.

ISBN: 978-0-12-419998-9

PUB DATE: June 2015

FORMAT: Paperback

PAGES: c. 308

AUDIENCE

graduate students to scientists,
researchers, teachers in
microbiology, immunology,
biochemistry, cell biology, medicine,
cytokine biology, and odontology:
clinicians in all specialties of
medicine and surgery:
pharmaceutical companies and their
R&D divisions.

LIFE SCIENCES
IMMUNOLOGY

Please contact your Elsevier Sales or Customer Service Representative



*Prices are subject to change without notice. All Rights Reserved.



Developing Costimulatory Molecules for Immunotherapy of Diseases

Manzoor Ahmad Mir Department of Bioresources, University of Kashmir, Srinagar India and College of Applied Medical Sciences, University of Majmaah, Kingdom of Saudi Arabia



Provides the latest information on the complex roles and interactions within the CD28 and B7 costimulatory families

KEY FEATURES

- Highlights the novel concept of reverse costimulation and how it can be effectively exploited to develop immunotherapy
- Provides the latest information on the complex roles and interactions within the CD28 and B7 costimulatory families
- Targets new therapies for the treatment of inflammation, autoimmunity, transplantation, cancer, and other infectious diseases

DESCRIPTION

Developing Costimulatory Molecules for Immunotherapy of Diseases highlights the novel concept of reverse costimulation and how it can be effectively exploited to develop immunotherapy using either humanized antibodies against CD80, CD86, and other costimulatory molecules or CD28 fusinogenic proteins in the treatment of diseases, including allergies, asthma, rheumatoid arthritis, multiple sclerosis, lupus nephritis, severe psoriasis, vulgaris tuberculosis, thopoid, transplantation therapeutic, cancer, and inflammation.

The text aims to provide the latest information on the complex roles and interactions within the CD28 and B7 costimulatory families, with the hope that targeting these families will yield new therapies for the treatment of inflammation, autoimmunity, transplantation, cancer, and other infectious diseases.

ISBN: 978-0-12-802585-7

PUB DATE: May 2015

FORMAT: Paperback

PAGES: c. 300

AUDIENCE

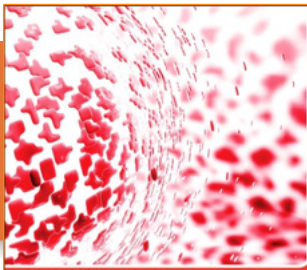
Researchers in immunology and infectious diseases, biotechnology, and biochemistry; and health professionals affiliated with pharmaceutical, drug design and immunotherapy and many biotechnology companies

LIFE SCIENCES
IMMUNOLOGY

Please contact your Elsevier Sales or Customer Service Representative



*Prices are subject to change without notice. All Rights Reserved.



THE ORIGIN OF
Chronic Inflammatory Systemic
Diseases and their Sequelae

Rainer H. Straub



ISBN: 978-0-12-803321-0

PUB DATE: April 2015

FORMAT: Paperback

PAGES: c. 18

AUDIENCE

Researchers in Immunology,
Medicine and Biology, and
Biomedical Research

The Origin of Chronic Inflammatory Systemic Diseases and their Sequelae

Rainer Straub Laboratory of Experimental Rheumatology and Neuroendocrine Immunology, Department of Internal Medicine, University Hospital Regensburg, Regensburg, Germany



Provides a completely new understanding of chronic inflammatory systemic diseases by analyzing the basis of achievements in neuroendocrine immunology

KEY FEATURES

- Offers a broad conceptual framework with a strong clinical link, written in an easy to grasp style and demonstrating the link to aging research
- Describes the important principles derived from basic immunology that are used to explain pathogenesis of chronic inflammatory systemic diseases with a focus on autoimmunity
- Defines the bioenergetics and energy regulation of the body explaining common response pathways typical for systemic inflammation
- Makes use of evolutionary medicine theory to demonstrate the uniformity of the systemic response
- Explains the appearance of typical disease sequelae on the basis of the three pillars: neuroendocrine immunology, energy regulation, and evolutionary medicine theory
- Contains color figures and tables that explain the field to newcomers

DESCRIPTION

Chronic inflammatory diseases such as rheumatoid arthritis, ankylosing spondylitis, multiple sclerosis, inflammatory bowel diseases, and others typically stimulate a systemic response of the entire body. This response has a uniform character in many diseases because common pathways are switched on. The uniform response regulates systemic energy and water provision. However, long-term application of this program leads to typical disease sequelae such as fatigue / depressive symptoms, sleep disturbances, anorexia, malnutrition, muscle wasting – cachexia, cachectic obesity, insulin resistance, dyslipidemia, alterations of steroid hormone axes, disturbances of the hypothalamic-pituitary-gonadal axis, elevated sympathetic tone, hypertension, volume expansion, decreased parasympathetic tone, inflammation-related anemia, bone loss, hypercoagulability, circadian rhythms of symptoms, and disease exacerbation by stress .


The Origin of Chronic Inflammatory Systemic Diseases and Their Sequelae demonstrates concepts of neuroendocrine immunology, energy and water regulation, and evolutionary medicine in order to show that the uniform response that regulates systemic energy and water provision, has been positively selected for acute physiological responses and short-lived disease states, but is a misguided program in chronic inflammatory diseases and aging.

LIFE SCIENCES
IMMUNOLOGY

Please contact your Elsevier Sales or Customer Service Representative



*Prices are subject to change without notice. All Rights Reserved.



Mucosal Immunology, 4e

Edited by: **Jiri Mestecky** University of Alabama, Birmingham, AL, USA
Warren Strober NIH, Bethesda, MD, USA

Michael W. Russell The State University of New York, Buffalo, NY, USA

Hilde Cheroutre La Jolla Institute for Allergy and Immunology, San Diego, CA, USA

Bart N. Lambrecht Ghent University, Gent, Belgium

Brian L. Kelsall NIH, Bethesda, MD, USA



The only comprehensive reference on mucosal immunology.

KEY FEATURES

- The most comprehensive text on mucosal immunology from internationally recognized experts in the field
- Includes exceptional color illustrations, new research data, original theory and information on all mucosal diseases
- Contains nine new chapters and an expanded appendix

DESCRIPTION

Mucosal Immunology, now in its fourth edition, is the only comprehensive reference covering the basic science and clinical manifestations of mucosal immunology. Most infectious agents enter the body through the various mucous membranes, and many common infections take place in or on mucous membranes, making this subject an area of singular importance in the field of immunology.

This book contains new research data, exceptional illustrations, original theory, a new perspective, and excellent organization. It covers immune system topics, such as inductive and effector tissues and cells, and development and physiology of the mucosal barrier; diseases in the digestive system, respiratory tract, and genitourinary tract; and immunodeficiency.

ISBN: 978-0-12-415847-4

PREVIOUS EDITION ISBN:

978-0-12-491544-2

PUB DATE: May 2015

FORMAT: Hardback

PAGES: c. 2424

AUDIENCE

Immunologists, microbiologists and oncologists, infectious disease specialists including AIDS investigators, allergologists, pulmonologists, and clinicians including gastroenterologists, gynecologists, reproductive immunologists, pediatricians

LIFE SCIENCES
IMMUNOLOGY

Please contact your Elsevier Sales or Customer Service Representative



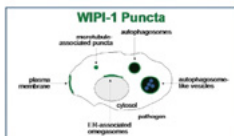
*Prices are subject to change without notice. All Rights Reserved.

AUTOPHAGY

CANCER, OTHER PATHOLOGIES,
INFLAMMATION, IMMUNITY
INFECTION, AND AGING

VOLUME 7

EDITED BY
M. A. HAYAT



ISBN: 978-0-12-801043-3

PUB DATE: February 2015

FORMAT: Hardback

PAGES: c. 262

AUDIENCE

Academic/clinical professors, post-doctoral fellows, graduate and medical students in immunology, pathology, infectious diseases, cancer research, oncology, pathology, biology, bioinformatics, endocrinology, gastroenterology, reproductive oncology and public health, and industries in drug development

Autophagy: Cancer, Other Pathologies, Inflammation, Immunity, Infection, and Aging

Volume 7- Role of Autophagy in Therapeutic Applications

Edited by: *M. A. Hayat* Distinguished Professor, Department of Biological Sciences, Kean University, Union, NJ, USA



Presents up-to-date information on the role of autophagy in health and disease

KEY FEATURES

- Brings together a wide swathe of experts (oncologists, neurosurgeons, physicians, research scientists, and pathologists) in the field of autophagy to discuss recent developments in this rapidly-advancing field
- Discusses the formation of phagophores / autophagosomes, focusing on imaging tools, three-dimensional morphology, and the role of the endoplasmic reticulum
- Covers role of autophagy in monocyte-macrophage differentiation; cell death in cancer; and apoptosis in odontogenesis
- Organized for readers into easy-to-access sections: autophagosome biogenesis and regulation; autophagy in protein quality control; autophagy and apoptosis; autophagy in the cardiovascular system; and lifestyle and autophagy

DESCRIPTION

Understanding the importance and necessity of the role of autophagy in health and disease is vital for the studies of cancer, aging, neurodegeneration, immunology, and infectious diseases.

Comprehensive and up-to-date, this book offers a valuable guide to these cellular processes whilst inciting researchers to explore their potentially important connections.

Volume 7 provides coverage of the latest developments in autophagosome biogenesis and regulation; the role of autophagy in protein quality control; and the role of autophagy in apoptosis. Attention is given to autophagy in the cardiovascular system, with particular insights into the role of autophagy in atherosclerosis and the distinctive behavior of autophagy in the sinoatrial node. Cutting-edge findings in the relationships between autophagy and lifestyle are explored with the regulation of macroautophagy in response to exercise, as well as the promotion of carcinogenesis via autophagy in response to cigarette smoking.

Volume 7 highlights the importance of understanding the role of autophagy in context, as the complexity of autophagic function becomes increasingly clear. Autophagy may be differentially regulated, and may perform distinctive cell-specific functions even within a single tissue. The overall significance of autophagy thus cannot be oversimplified, and must be explored with granular detail of the specific role, function, and area of impact.


This book is an asset to newcomers as a concise overview of the complex significance of autophagy, while serving as an excellent reference for more experienced scientists and clinicians looking to update their knowledge.

LIFE SCIENCES
IMMUNOLOGY

Please contact your Elsevier Sales or Customer Service Representative



*Prices are subject to change without notice. All Rights Reserved.



Current Laboratory Techniques in Rabies Diagnosis, Research and Prevention, Volume 2

Edited by: **Charles Rupprecht** Global Alliance for Rabies Control
Thirumeni Nagarajan Biological E. Limited, Hyderabad, India



Portrays the scientific advancements in the field of rabies both in the diagnosis and research fronts

"...a great, up-to-date reference on laboratory protocols for rabies diagnosis, research, and prevention. It is a must if you work in this field. Score: 85 - 3 Stars"--**Doody's, *Current Laboratory Techniques in Rabies Diagnosis, Research and Prevention, Volume 2***

KEY FEATURES

- Supplies techniques pertaining to rabies diagnosis and research
- Provides an update on the conventional and modern vaccines for rabies prevention
- Offers updates on the full length antibodies and antibody fragments for post exposure prophylaxis of rabies
- Presents technique descriptions that can be used to be compared to industry protocols to identify and establish potential new techniques

DESCRIPTION

Laboratory Techniques in Rabies Diagnosis, Research and Prevention provides a basic understanding of the current trends in rabies. It establishes a new facility for rabies surveillance, vaccine and antibody manufacturing. It offers clarity about the choice of laboratory methods for diagnosis and virus typing, of systems for producing monoclonal and polyclonal antibodies and of methods for testing potency of vaccines and antibodies.

The book covers advancements in the classical methods described as well as recent methods and approaches pertaining to rabies diagnosis and research.

ISBN: 978-0-12-801919-1

PUB DATE: February 2015

FORMAT: Hardback

PAGES: c. 366

AUDIENCE

Students, researchers, health professionals, biologists in microbiology, industry personnel and laboratory personnel in the vaccine, biopharmaceutical and diagnostic industry.

LIFE SCIENCES
IMMUNOLOGY

Please contact your Elsevier Sales or Customer Service Representative



*Prices are subject to change without notice. All Rights Reserved.

SECOND EDITION

Infections and Autoimmunity



Edited by
Yehuda Shoenfeld
Nancy Agmon-Levin
Noel R. Rose



ISBN: 978-0-444-63269-2

PREVIOUS EDITION ISBN:
978-0-444-51271-0

PUB DATE: January 2015

FORMAT: Hardback

PAGES: c. 1024

AUDIENCE

Researchers, clinicians, clinical investigators, pathologists, medical students, and graduate students in the biomedical sciences as well as basic scientists in such fields as immunology, rheumatology, genetics, cell biology and molecular biology

Infection and Autoimmunity, 2e

Edited by: *Yehuda Shoenfeld* Head: Zabudowicz Center for Autoimmune Diseases, Sheba Medical Center, Affiliate of Tel-Aviv University, Israel
Nancy Agmon-Levin Deputy Head: Zabudowicz Center for Autoimmune Diseases, Sheba Medical Center, Affiliate of Tel-Aviv University, Israel
Noel Rose Director, Center for Autoimmune Disease Research, Bloomberg School of Public Health, John's Hopkins University, Baltimore, MD, USA



Fully revised and updated to include the latest research in the field, *Infections and Autoimmunity, 2nd edition* encompasses the different mechanisms involved in infection-autoimmunity association and induction

KEY FEATURES

- Includes completely updated and new chapters
- Brings the reader up to date and allows easy access to individual topics in one place
- Identifies infectious agents as pathogenic or protective in many autoimmune diseases

DESCRIPTION

Autoimmune diseases are conditions where the immune system attacks the body organs instead of foreign invaders. This book deals with the various mechanisms by which infectious agents can trigger autoimmunity such as molecular mimicry and polyclonal activation. An overview is given with regard to bacteria, viruses, and parasites associated with autoimmunity, and a summary is given on classical autoimmune diseases and the infecting agents that can induce them.

LIFE SCIENCES
IMMUNOLOGY

Please contact your Elsevier Sales or Customer Service Representative



*Prices are subject to change without notice. All Rights Reserved.

AUTOPHAGY

CANCER, OTHER PATHOLOGIES,
INFLAMMATION, IMMUNITY,
INFECTION, AND AGING

VOLUME 6

EDITED BY
M. A. HAYAT



ISBN: 978-0-12-801032-7

PUB DATE: January 2015

FORMAT: Hardback

PAGES: c. 294

AUDIENCE

Academic/clinical professors, post-doctoral fellows, graduate and medical students in immunology, pathology, infectious diseases, cancer research, oncology, pathology, biology, bioinformatics, endocrinology, gastroenterology, reproductive oncology and public health, and industries in drug development

Autophagy: Cancer, Other Pathologies, Inflammation, Immunity, Infection, and Aging

Volume 6- Regulation of Autophagy and Selective Autophagy

Edited by: *M. A. Hayat* Distinguished Professor, Department of Biological Sciences, Kean University, Union, NJ, USA



Presents up-to-date information on the role of autophagy in health and disease

KEY FEATURES

- Bings together a wide swathe of experts (oncologists, neurosurgeons, physicians, research scientists, and pathologists) in the field of autophagy to discuss recent developments in this rapidly-advancing field
- Discusses role of autophagy in immunity, with coverage of toll-like receptors as activators for autophagy; role in antigen processing; and control of production and secretion of il-1B
- Covers role of autophagy receptors in mitophagy; role of parkin and pink1 in mitochondrial quality control; and the degradation of endocytosed gap junctions
- Organized for readers into easy-to-access sections: autophagy and molecular mechanisms; autophagy and intracellular pathogens; autophagy and immunity; and general applications

DESCRIPTION

Volume 6 provides coverage of the mechanisms of regulation of autophagy; intracellular pathogen use of the autophagy mechanism; the role of autophagy in host immunity; and selective autophagy. Attention is given to a number of mechanistic advances in the understanding of regulation, particularly the importance of nutrient availability; microRNAs; and cross-talk with other protein degradation pathways. Intracellular pathogen repurposing of autophagy for pathogenic benefit is also provided, with coverage of Herpesvirus protein modulation of autophagy; the varicella-zoster virus and the maintenance of homeostasis; and the relationship between autophagy and the hepatitis b virus.

The significance of autophagy in host defense is elucidated, providing a specific focus on facilitation of antigen presentation; participation in thymic development; and the sharing of regulatory nodes with innate immunity. Selective autophagy for the degradation of mitochondria and endocytosed gap junctions are also explored.

This book is an asset to newcomers as a concise overview of the regulation of autophagy, its role in host defense and immunity, and selective autophagy, while serving as an excellent reference for more experienced scientists and clinicians looking to update their knowledge.

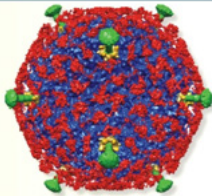
LIFE SCIENCES
IMMUNOLOGY

Please contact your Elsevier Sales or Customer Service Representative



*Prices are subject to change without notice. All Rights Reserved.

ADENOVIRAL VECTORS FOR GENE THERAPY



Edited by
David T. Curiel



ISBN: 978-0-12-800276-6

PREVIOUS EDITION ISBN:
9780121995041

PUB DATE: March 2016

FORMAT: Hardback

PAGES: c. 850

AUDIENCE

This book is intended for the full range of potential users as it embodies a comprehensive overview of basic biology and practical applications. In addition, the increasing number of "translational" physician-scientists will find this a unique resource for understanding the clinical issues of applying adenoviral vectors.

Adenoviral Vectors for Gene Therapy, 2e

Edited by: *David T. Curiel* Washington University School of Medicine, St. Louis, MO, USA



This detailed, comprehensive, fully updated edition provides the latest coverage of the gene delivery vehicles that are based on the adenovirus that is emerging as an important tool in gene therapy, highlighting their potential uses for the treatment of disease that includes information on their construction, propagation, and purification of adenoviral vectors.

KEY FEATURES

- Provides complete coverage of the basic biology of adenoviruses, as well as their construction, propagation, and purification of adenoviral vectors
- Introduces common strategies for the development of adenoviral vectors, along with cutting-edge methods for their improvement
- Demonstrates noninvasive imaging of adenovirus-mediated gene transfer
- Discusses utility of adenoviral vectors in animal disease models
- Considers Federal Drug Administration regulations for human clinical trials

DESCRIPTION

Adenoviral Vectors for Gene Therapy, Second Edition provides detailed, comprehensive coverage of the gene delivery vehicles that are based on the adenovirus that is emerging as an important tool in gene therapy. These exciting new therapeutic agents have great potential for the treatment of disease, making gene therapy a fast-growing field for research.

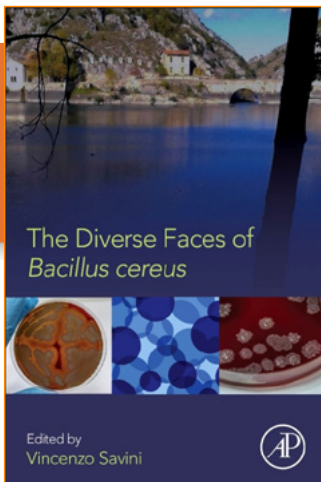
This book presents topics ranging from the basic biology of adenoviruses, through the construction and purification of adenoviral vectors, cutting-edge vectorology, and the use of adenoviral vectors in preclinical animal models, with final consideration of the regulatory issues surrounding human clinical gene therapy trials. This broad scope of information provides a solid overview of the field, allowing the reader to gain a complete understanding of the development and use of adenoviral vectors.

LIFE SCIENCES
MICROBIOLOGY

Please contact your Elsevier Sales or Customer Service Representative



*Prices are subject to change without notice. All Rights Reserved.



The Diverse Faces of *Bacillus cereus*

Edited by
Vincenzo Savini



ISBN: 978-0-12-801474-5

PUB DATE: March 2016

FORMAT: Hardback

PAGES: c. 162

AUDIENCE

researchers, students and postdocs studying microbiology, bacteriology, infectious diseases, veterinary science as well as agronomy and agriculture and food science

The Diverse Faces of *Bacillus Cereus*

Edited by: *Vincenzo Savini* Microbiology and Virology, Spirito Santo Hospital, Pescara, Italy



This comprehensive book on all aspects of *Bacillus cereus* elucidates all characteristics of this microorganism, from its environmental and ecologic relevance to its veterinary involvement, clinical settings, most common *B. cereus* associated food poisoning episodes, and the newest airway disease pictures mimicking the inhalation of anthrax

KEY FEATURES

- Presents an update on the current aspects of *Bacillus Cereus*
- Elucidates all aspects of and provides a concise compendium on the recent literature of *Bacillus Cereus*
- Gives an overview of the patents proposing its use as a natural pesticide

DESCRIPTION

The Diverse Faces of Bacillus cereus elucidates all characteristics of this microorganism, from its environmental and ecologic relevance, to its veterinary involvement, its clinical settings, most common *B. cereus* associated food poisoning episodes, and the newest airway disease pictures mimicking the inhalation of anthrax.

Due to its environmental distribution, *B. cereus* may cause serious, even fatal human diseases. The organism shows many diverse faces, as it is not only a veterinary pathogen, but also used as a biocontrol agent to control vegetable decay due to its natural antimicrobial properties.

Once considered as a mere colonizer or contaminant, *Bacillus cereus* is nowadays acquiring increasing importance as an agent of nosocomial infections. The book's target audience is familiar with this opportunistic pathogen and will benefit from this clear compendium on the classical and molecular techniques and procedures that may be adopted or followed to correctly identify this intriguing multi-faceted microorganism.

LIFE SCIENCES
MICROBIOLOGY

Please contact your Elsevier Sales or Customer Service Representative



*Prices are subject to change without notice. All Rights Reserved.



ISBN: 978-0-12-382034-1

PREVIOUS EDITION ISBN:

978-0-12-159959-1

PUB DATE: December 2015

FORMAT: Paperback

PAGES: c. 450

AUDIENCE

Students and researchers in mycology, plant science, microbiology, plant pathology, biotechnology, food science and general biology who are interested in familiarizing themselves with specific topics in fungal biology.

The Fungi, 3e

Sarah C. Watkinson University of Oxford, UK

Lynne Boddy School of Bioscience, Cardiff University, UK

Nicholas Money Miami University, Oxford, OH, USA



The latest information on the biology, organization, function and interactions of fungi in a format ideal for researchers and students in all life sciences disciplines

Praise for the First Edition

"The style of *The Fungi* shows that the authors are all experienced teachers, with skills of how to present material in a readable and attractive way...In summary, start using this in your courses if you are not already doing so - it is one of the best two tools around at this time"--David L.

Hawksworth for *Mycological Research* (March 2003)

"...fills a gap between many textbooks of microbiology, biochemistry, genetics and ecology through covering topics specific to mycology that they often omit."--Meriel Jones for *MICROBIOLOGY TODAY* (MAY 2002)

KEY FEATURES

- Describes the diversity of the fungi, their life cycles, and mechanisms of spore release
- Highlights the study of fungal genetics and draws upon a wealth of information derived from molecular biological research
- Explains the cellular and molecular interactions that underlie the key roles of fungi in plant diversity and productivity
- Elucidates the interactions of fungi with other microbes and animals
- Highlights fungi in a changing world
- Details the expanding uses of fungi in biotechnology

DESCRIPTION

The Fungi, Third Edition, offers a comprehensive and thoroughly integrated treatment of the biology of the fungi. This modern synthesis highlights the scientific foundations that continue to inform mycologists today, as well as recent breakthroughs and the formidable challenges in current research. *The Fungi* combines a wide scope with the depth of inquiry and clarity offered by three leading fungal biologists. The book describes the astonishing diversity of the fungi, their complex life cycles, and intriguing mechanisms of spore release. The distinctive cell biology of the fungi is linked to their development as well as their metabolism and physiology. One of the great advances in mycology in recent decades is the recognition of the vital importance of fungi in the natural environment. Plants are supported by mycorrhizal symbioses with fungi, are attacked by other fungi that cause plant diseases, and are the major decomposers of their dead tissues. Fungi also engage in supportive and harmful interactions with animals, including humans. They are major players in global nutrient cycles.

This book is written for undergraduates and graduate students, and will also be useful for professional biologists interested in familiarizing themselves with specific topics in fungal biology.

**LIFE SCIENCES
MICROBIOLOGY**

Please contact your Elsevier Sales or Customer Service Representative



*Prices are subject to change without notice. All Rights Reserved.

Environmental Mycology in Public Health

Fungi and Mycotoxins
Risk Assessment and Management



Editors
Carla Viegas, Ana Catarina Pinheiro, Raquel Sabino,
Susana Viegas, João Brandão, Cristina Veríssimo



ISBN: 978-0-12-411471-5

PUB DATE: September 2015

FORMAT: Hardback

PAGES: c. 436

AUDIENCE

academics and researchers in microbiology, mycology, environmental microbiology, public health, immunoallergology, toxicology and veterinary science

Environmental Mycology in Public Health

Fungi and Mycotoxins Risk Assessment and Management

Edited by: **Carla Viegas** Polytechnic Institute of Lisbon, Lisbon, Portugal; **Catarina Pinheiro** University of Lisbon, Lisbon, Portugal; **Raquel Sabino** National Institute of Health Doutor Ricardo Jorge, Department of Infectious Diseases, Lisbon, Portugal; **Susana Viegas** Lisbon School of Health Technology/Institute Polytechnic of Lisbon, Portugal; **João Brandão** National Institute of Health Doutor Ricardo Jorge, Department of Infectious Diseases, Lisbon, Portugal; **Cristina Veríssimo** National Institute of Health Doutor Ricardo Jorge, Department of Infectious Diseases, Lisbon, Portugal



Describes the complexity of enviromycology/mycotoxicology from a public health point of view, creating awareness and solutions to the threat of fungal exposure

KEY FEATURES

- Provides unique new insights on fungi and their metabolites detection in the environmental and occupational settings
- Presents new information that is enriched by significant cases studies
- Multi-contributed work, edited by a proficient team in medical and environmental mycology with different individual expertise
- Guides the readers in the implementation of preventive and protective measures regarding exposure to fungi

DESCRIPTION

Environmental Mycology in Public Health: Fungi and Mycotoxins Risk Assessment and Management provides the most updated information on fungi, an essential element in the survival of our global ecology that can also pose a significant threat to the health of occupants when they are present in buildings.

As the exposure to fungi in homes is a significant risk factor for a number of respiratory symptoms, including allergies and hypersensitivity pneumonitis, this book presents information on fungi and their disease agents, important aspects of exposure assessment, and their impacts on health.


This book answers the hard questions, including, "How does one detect and measure the presence of indoor fungi?" and "What is an acceptable level of indoor fungi?" It then examines how we relate this information to human health problems.

LIFE SCIENCES
MICROBIOLOGY

Please contact your Elsevier Sales or Customer Service Representative



*Prices are subject to change without notice. All Rights Reserved.



ISBN: 978-0-12-801317-5

PUB DATE: May 2015

FORMAT: Paperback

PAGES: c. 330

AUDIENCE

Researchers, scientists, graduate and postgraduate students in biology: microbiology, bacteriology, biotechnology, mycology, virology, infectious diseases, surgery, dermatology, and pharmacology

Nanotechnology in Diagnosis, Treatment and Prophylaxis of Infectious Diseases

Edited by: **Mahendra Rai** Professor and Head, Department of Biotechnology, Amravati University, Maharashtra, India

Kateryna Kon Associate Professor, Department of Microbiology, Virology and Immunology, Kharkiv National Medical University, Kharkiv, Ukraine



Comprehensive coverage of the application of nanoparticles in the diagnosis, treatment, and prophylaxis of infectious diseases

KEY FEATURES

- Provides a comprehensive overview of the use of nanotechnology in the treatment and diagnosis of infectious diseases
- Covers all common types of infective agents, including bacteria, viruses, fungi, and protozoa, along with their vectors, ticks, mosquitoes, flies, etc.
- Delivers commentary from an international researcher base, providing insights across differing economic statuses
- Includes a foundation of basic nanotechnological concepts to aid in designing new strategies to combat several pathogenic diseases and cancer
- Illustrates the high antimicrobial potential of nanoparticles, ultimately demonstrating how they are a promising alternative class that can be successfully used in fighting a myriad of infections

DESCRIPTION

Nanotechnology in Diagnosis, Treatment and Prophylaxis of Infectious Diseases delivers comprehensive coverage of the application of nanotechnology to pressing problems in infectious disease.

This text equips readers with cutting-edge knowledge of promising developments and future prospects in nanotechnology, paying special attention to microbes that are now resistant to conventional antibiotics, a concerning problem in modern medicine.

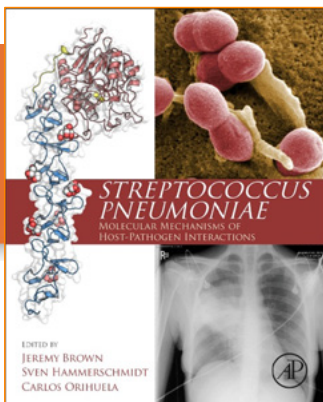
Readers will find a thorough discussion of this new approach to infectious disease treatment, including the reasons nanotechnology presents a promising avenue for the diagnosis, treatment, and prophylaxis of infectious diseases.

**LIFE SCIENCES
MICROBIOLOGY**

Please contact your Elsevier Sales or Customer Service Representative



*Prices are subject to change without notice. All Rights Reserved.



Streptococcus Pneumoniae

Molecular Mechanisms of Host-Pathogen Interactions

Edited by: **Jeremy M. Brown** Consultant Neurologist, Addenbrooke's Hospital, Cambridge, UK
Sven Hammerschmidt Department of Genetics of Microorganisms, Interfaculty Institute for Genetics and Functional Genomics, Ernst Moritz Arndt Universität, Greifswald, Germany
Carlos Orihuela Department of Microbiology and Immunology, University of Texas Health Science Center, San Antonio, TX USA



Provides comprehensive overviews with a heavy focus on the molecular basis for *S. pneumoniae* infections, also including information on the areas of research that are important for future insights into a bacteria that has seen dramatic increases in antibiotic resistance

"The authors are experts and have provided a roadmap for future pathways for investigation, something that other authors should do...this book is most appropriate for basic science researchers. Score: 94 - 4 Stars"--**Doody's, *Streptococcus Pneumoniae***

ISBN: 978-0-12-410530-0

PUB DATE: May 2015

FORMAT: Hardback

PAGES: c. 452

AUDIENCE

students, scientists and practitioners in micro and molecular biology, cell biology and immunology, any scientist working with or again *Streptococcus pneumoniae*, clinicians such as medical doctors on pulmonary diseases, infection biologists, public health scientists.

KEY FEATURES

- Provides an updated overview of our existing knowledge on *Streptococcus pneumoniae* antibiotic resistance, dissemination, and pathogenesis, including immunology
- Helps strengthen interdisciplinary networking and the focus of scientific resources by targeting epidemiology, vaccines, genetics, antibiotic resistance, clonal dissemination, *Streptococcus pneumoniae* biology, functional genomics, inflammasome, biomarkers, and more
- Multi-authored by leaders in the field who present a state-of-the-art overview of what the implications are of existing data, and the areas of research that are important for future insights into the molecular mechanisms of pneumococcal infections
- Supports combinatory networking in order to find new solutions in clinical therapies
- Reflects the most topical pneumococcal research trends

DESCRIPTION

Streptococcus Pneumoniae: Molecular Mechanisms of Host-Pathogen Interactions provides a comprehensive overview of our existing knowledge on *Streptococcus pneumoniae* antibiotic resistance, dissemination, and pathogenesis, including immunology.

It presents a state-of-the-art overview of the implications of existing data, along with the areas of research that are important for future insights into the molecular mechanisms of pneumococcal infections and how to combat these infections.


Users will find a timely update on the topic, as the dramatic increase in antibiotic resistance pneumoniae cases and limitations of the currently available pneumoniae vaccines are creating new concerns on these gram-positive bacteria that are endowed with a high virulence potential, and are the most common etiologic agent of respiratory and life-threatening invasive diseases.

**LIFE SCIENCES
MICROBIOLOGY**

Please contact your Elsevier Sales or Customer Service Representative



*Prices are subject to change without notice. All Rights Reserved.



ISBN: 978-0-12-802234-4

PUB DATE: February 2015

FORMAT: Hardback

PAGES: c. 108

AUDIENCE

researchers in microbiology, (medical, clinical oral), basic medicine, bacteriology, immunology and infectious diseases

Atlas of Oral Microbiology

From Healthy Microflora to Disease

Edited by: **Xuedong Zhou** State Key Laboratory of Oral Diseases, West China Hospital of Stomatology, Sichuan University, Chengdu, Sichuan, China

Yuqing Li State Key Laboratory of Oral Diseases, West China Hospital of Stomatology, Sichuan University, Chengdu, Sichuan, China



The first professional and comprehensive color atlas of oral microbiology describing in detail a variety of experimental techniques, including microbiological isolation, culture and identification

KEY FEATURES

- Brings together interdisciplinary research on microbiology, oral biology and infectious diseases
- Collects a large number of oral microbial pictures, providing the most abundantly illustrated oral microbiology atlas available
- Describes in detail, a variety of experimental techniques, including microbiological isolation, culture and identification
- Provides a complete update of already existing information, as well as the latest views on oral manifestations of infections

DESCRIPTION

Atlas of Oral Microbiology provides a complete description of the oral microbial systems, illustrating them with a large variety of bacteria culture images and electron microscopy photos. This work is by far the most thorough and best illustrated oral microbiology atlas available. In addition, it also describes in detail a variety of experimental techniques, including microbiological isolation, culture and identification.


This valuable reference book, with its strong practical function, will serve a broad audience, and meet the needs of researchers, clinicians, teachers and students who major in biology, microbiology, immunology and infectious diseases. This monograph will also facilitate teaching and international academic exchange.

LIFE SCIENCES
MICROBIOLOGY

Please contact your Elsevier Sales or Customer Service Representative



*Prices are subject to change without notice. All Rights Reserved.



Mims' Pathogenesis of Infectious Disease, 6e

Anthony A. Nash University of Edinburgh, UK

Robert G. Dalziel University of Edinburgh, UK

J. Ross Fitzgerald University of Edinburgh, UK



The landmark book in the field of infectious disease

"It is a valuable asset for all healthcare students, course directors, and officials who require critical knowledge about how microorganisms initiate and, in some cases, perpetuate human infections.

Score: 78 - 3 Stars"--Doody's, *Mims' Pathogenesis of Infectious Disease, Sixth Edition*

Praise for the previous edition:

"This book should be in every medical library..."--POSTGRADUATE MEDICAL JOURNAL

"This is an outstanding book of high scholarship of much interest to immunologists, microbiologists, pathologists and all those concerned with infectious diseases."--MOLECULAR MEDICINE TODAY

"A splendidly imaginative book which will become a trusty companion for many of us."--THE LANCET

"A short but comprehensive description of the mechanisms of infectious disease in an eminently readable form suitable for undergraduates in medicine, veterinary medicine and microbiology. An excellent book which should be read by teachers, students and research workers."--NEW SCIENTIST

"In bringing this material together clearly, in one short thoughtful volume, Professor Mims offers the student a chance to acquire a sound appreciation of the infectious process."--BRITISH MEDICAL JOURNAL

"It remains excellent value for money and will I am sure long continue to be a standard text."--JOURNAL OF MEDICAL MICROBIOLOGY

"Clear, well-written text including tables, and impressive schematic drawings."--EXPERIMENTAL PATHOLOGY

KEY FEATURES

- Describes the origin and molecular biology of pandemic influenza, HIV1, and HIV2 as well as the recent work on papillomaviruses, herpesviruses, BSE, and variant CJD
- Contains the latest data on tuberculosis, microbial evasion of immune defenses, and the spread of antibiotic resistance genes among bacteria
- Provides an update on vaccines, prions, immune evasion, and microbial ligands and receptors
- Gives an up-to-date picture of the global burden of infectious diseases

DESCRIPTION

Mims' Pathogenesis of Infectious Disease is *the* landmark book in the field of infectious disease.

The new, revised edition of this work provides a comprehensive, up-to-date description of the mechanisms of microbial infection and the pathogenesis of infectious disease. Presented in a clear, accessible style, it deals in an integrated manner with the spectrum of microorganisms, describing the factors common to all infectious diseases. Molecular biology, pathology, and immunology are brought together to explain the mechanisms for spread, immune response, and recovery.

ISBN: 978-0-12-397188-3

PREVIOUS EDITION ISBN:

978-0-12-498262-8

PUB DATE: January 2015

FORMAT: Paperback

PAGES: c. 356

AUDIENCE

Undergraduate and graduate students in microbiology and immunology, medical students, and others new to the field of microbiology and infectious diseases.

LIFE SCIENCES
MICROBIOLOGY

Please contact your Elsevier Sales or Customer Service Representative



*Prices are subject to change without notice. All Rights Reserved.



Fenner and White's Medical Virology, 5e

Christopher Burrell School of Molecular and Biomedical Science, University of Adelaide, Adelaide, South Australia, Australia

Colin Howard School of Immunity and Infection, College of Medicine and Dentistry, University of Birmingham, Birmingham, UK

Frederick A. Murphy University of Texas Medical Branch, Galveston, USA



Thoroughly revised and updated, this fifth edition of a classic virology text provides a state-of-the-art view into viruses from their molecular origins to the public health challenges they pose

KEY FEATURES

- Features updated and expanded coverage of pathogenesis and immunity
- Contains the latest laboratory diagnostic methods
- Provides insight into clinical features of human viral disease, vaccines, chemotherapy, epidemiology and control

DESCRIPTION

Medical Virology first appeared in 1970 and was immediately hailed as a classic. The **Fifth Edition** has been completely updated, substantially rewritten, and considerably expanded. Recognizing that from its beginning virology has been intertwined with many related sciences, *Medical Virology* provides an integrated view of related sciences from cell biology to medical epidemiology and human social behaviour. The perspective represented by this book, of medical virology as an infectious disease science, is meant to provide a starting point, an anchor, for those who must relate the subject to clinical practice, public health practice, scholarly research and other endeavours.

Medical Virology presents detailed exposition on the properties of viruses, how viruses replicate and how viruses cause disease. These chapters are then followed by an overview of the principles of diagnosis, epidemiology and how virus infections can be controlled. This first section is concluded by a discussion on emergence and attempts to predict the next major public health challenges. These form a guide for delving into the specific diseases of interest to the reader as described in Part II.

This lucid and concise yet comprehensive text is admirably suited to the needs not only of advanced students of science and medicine but also particularly of postgraduate students, teachers, and research workers in all areas of virology.

ISBN: 978-0-12-375156-0

PREVIOUS EDITION ISBN:
9780127466422

PUB DATE: August 2016

FORMAT: Hardback

PAGES: c. 490

AUDIENCE

Advanced undergraduates, postgraduates, lecturers and researchers in virology, medicine, infectious diseases, microbiology, immunology and pathology. Also public health officials.

LIFE SCIENCES
MOLECULAR BIOLOGY

Please contact your Elsevier Sales or Customer Service Representative



*Prices are subject to change without notice. All Rights Reserved.



Viral Gastroenteritis

Molecular Epidemiology and Pathogenesis

Lennart Svensson Linköping Universitet, Sweden

Ulrich Desselberger Department of Medicine, University of Cambridge, UK

Mary K Estes Molecular Virology and Microbiology, Baylor College of Medicine

Harry B Greenberg Professor of Microbiology and Immunology, Stanford School of Medicine



This robust book provides a comprehensive review of the latest research on viruses causing acute gastroenteritis in infants and young children, including both basic science and translational application coverage of rotaviruses, human caliciviruses, astroviruses, enteric adenoviruses, and viruses that cause gastroenteritis more rarely

KEY FEATURES

- Features new approaches in diagnosis and characterization of viral gastroenteritis pathogens
- Includes coverage of therapeutic and preventative methods
- Covers recent advances in characterizing the molecular biology and immune responses of rotaviruses and noroviruses
- Covers both basic science and translational applications and is an appropriate resource for virologists, molecular biologists, epidemiologists, gastroenterologists, vaccinologists, and those with an interest in public health.

DESCRIPTION

Viral Gastroenteritis: Molecular Epidemiology and Pathogenesis provides a comprehensive review of research on viruses causing acute gastroenteritis in infants and young children, including coverage of rotaviruses, human caliciviruses, astroviruses, enteric adenoviruses, and viruses causing gastroenteritis more rarely. Includes general chapters on gastrointestinal physiology and pathophysiology, gastrointestinal immune mechanisms, immunodeficiencies and host genetics influencing susceptibility to viral gastroenteritis, and therapeutic and preventative approaches.

The book also includes special sections on virus particle structures, replication cycles, pathogenesis, immunology, epidemiology, and preventative measures. This book covers both basic science and translational applications and is an appropriate resource for virologists, molecular biologists, epidemiologists, gastroenterologists, vaccinologists, and those with an interest in public health.

ISBN: 978-0-12-802241-2

PUB DATE: June 2016

FORMAT: Paperback

PAGES: c. 572

AUDIENCE

Virologists, gastroenterologists, molecular biologists, immunologists, pathophysiological, epidemiologists, vaccinologists, pediatricians and physicians (infectious diseases), and public health physicians

LIFE SCIENCES
MOLECULAR BIOLOGY

Please contact your Elsevier Sales or Customer Service Representative



*Prices are subject to change without notice. All Rights Reserved.



Fenner's Veterinary Virology, 5e

Edited by: *N. James Maclachlan* Department of Pathology, Microbiology & Immunology, UC Davis School of Veterinary Medicine, Davis, CA, USA
Edward J Dubovi Director-Virology Laboratory, Animal Health Diagnostic Center, College of Veterinary Medicine, Cornell University, Ithaca, NY, USA



This comprehensive reference of global importance features coverage of viral agents, viral diseases of animals, and newly emerging viral zoonotic diseases, providing an excellent first port of call for researchers and students alike on the fundamental principles of virology, virus structure, genome replication, and viral diseases, while also focusing on the topics' clinical aspects

ISBN: 978-0-12-800946-8

PREVIOUS EDITION ISBN:
9780123751584

PUB DATE: May 2016

FORMAT: Hardback

PAGES: c. 508

AUDIENCE

veterinary undergrad and grad students, postgrads studying animal viruses, diagnosticians, virologists, microbiologists, and veterinarians interested in infectious disease

KEY FEATURES

- Revised and updated to include taxonomic organization changes and topical information
- Provides a comprehensive overview of viruses and viral diseases of veterinary significance
- Includes global contributions from thought leaders
- Emphasizes new and emerging viral diseases

DESCRIPTION

Fenner's Veterinary Virology, Fifth Edition, is a comprehensive reference of global importance that features coverage on viral agents, viral diseases of animals, and newly emerging viral zoonotic diseases. It is an excellent first port of call for researchers and students alike, presenting the fundamental principles of virology, virus structure, genome replication, and viral diseases, while also focusing on the topics' clinical aspects.

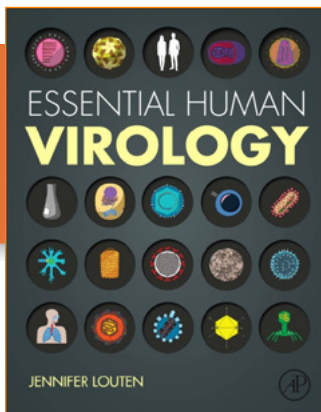
Organized on a taxonomic basis, readers can quickly understand how the virus (or the viral diseases) fits into the bigger picture of the virus genus and family. The basic information about each virus, such as disease, transmission, control, and treatment are useful for veterinary students and clinicians for their practices in disease management and prevention.

LIFE SCIENCES
MOLECULAR BIOLOGY

Please contact your Elsevier Sales or Customer Service Representative



*Prices are subject to change without notice. All Rights Reserved.



Essential Human Virology

Jennifer Louten Biotechnology Program Coordinator, Southern Polytechnic State University, GA, USA



This thorough textbook provides undergraduate students with a solid foundation in human virology by covering the structure and classification of viruses, as well as virus transmission and virus replication strategies, also featuring real case studies to help illustrate the cellular pathology that viruses cause in a range of human diseases

KEY FEATURES

- Focuses on the human diseases and cellular pathology that viruses cause
- Highlights current and cutting-edge technology and associated issues
- Presents real case studies and current news highlights in each chapter
- Features dynamic illustrations, chapter assessment questions, key terms, and summary of concepts, as well as an instructor website with lecture slides, test bank, and recommended activities

DESCRIPTION

Essential Human Virology is written for the undergraduate level with case studies integrated into each chapter. The structure and classification of viruses will be covered, as well as virus transmission and virus replication strategies based upon type of viral nucleic acid. Several chapters will focus on notable and recognizable viruses and the diseases caused by them, including influenza, HIV, hepatitis viruses, poliovirus, herpesviruses, and emerging and dangerous viruses.

Additionally, how viruses cause disease, or pathogenesis, will be highlighted during the discussion of each virus family, and a chapter on the immune response to viruses will be included. Further, research laboratory assays and viral diagnosis assays will be discussed, as will vaccines, anti-viral drugs, gene therapy, and the beneficial uses of viruses. By focusing on general virology principles, current and future technologies, familiar human viruses, and the effects of these viruses on humans, this textbook will provide a solid foundation in virology while keeping the interest of undergraduate students.

ISBN: 978-0-12-800947-5

PUB DATE: May 2016

FORMAT: Paperback

PAGES: c. 358

AUDIENCE

undergraduate students in biology, biotechnology, microbiology, medical technology, nursing, or molecular biology

LIFE SCIENCES
MOLECULAR BIOLOGY

Please contact your Elsevier Sales or Customer Service Representative



*Prices are subject to change without notice. All Rights Reserved.



Molecular Virology of Human Pathogenic Viruses

Wang-Shic Ryu Department of Biochemistry, Yonsei University, Seoul, South Korea; Scientific Editor, PLoS ONE



This comprehensive resource covers key principles of molecular virology, with an emphasis on virus family structure that capitalizes on the author's 20 years of teaching experience, also providing helpful context points for topical advances in the field

KEY FEATURES

- Presents viruses within their family structure
- Contains recommended journal articles with perspectives to put primary literature in context
- Includes integrated recommended reading references within each chapter
- Provides access to online ancillary package inclusive of annotated PowerPoint images, instructor's manual, study guide, and test bank

DESCRIPTION

Molecular Virology of Human Pathogenic Viruses presents robust coverage of the key principles of molecular virology while emphasizing virus family structure and providing key context points for topical advances in the field. The book is organized in a logical manner to aid in student discoverability and comprehension and is based on the author's more than 20 years of teaching experience. Each chapter will describe the viral life cycle covering the order of classification, virion and genome structure, viral proteins, life cycle, and the effect on host and an emphasis on virus-host interaction is conveyed throughout the text.

Molecular Virology of Human Pathogenic Viruses provides essential information for students and professionals in virology, molecular biology, microbiology, infectious disease, and immunology and contains outstanding features such as study questions and recommended journal articles with perspectives at the end of each chapter to assist students with scientific inquiries and in reading primary literature.

ISBN: 978-0-12-800838-6

PUB DATE: April 2016

FORMAT: Paperback

PAGES: c. 464

AUDIENCE

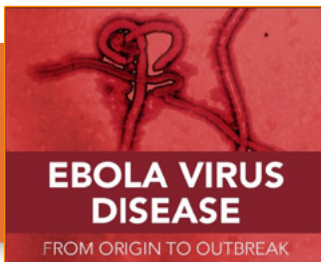
undergraduate and graduate students taking courses in virology, molecular biology and microbiology; researchers in virology, infectious disease, and immunology

LIFE SCIENCES
MOLECULAR BIOLOGY

Please contact your Elsevier Sales or Customer Service Representative



*Prices are subject to change without notice. All Rights Reserved.



Ebola Virus Disease

From Origin to Outbreak

Adnan Qureshi Department of Neurology, Neurosurgery, and Radiology, University of Minnesota and Director, Zeenat Qureshi Stroke Institute, MN, USA

Omar Saeed Research Fellow of the Zeenat Qureshi Stroke Institute, MN, USA



***Ebola Virus Disease: From Origins to Outbreak* provides a comprehensive overview and study of the Ebola virus from its beginnings to its past and presents outbreaks, in terms of its impact and the responses orchestrated**



Adnan Qureshi

ISBN: 978-0-12-804230-4

PUB DATE: January 2016

FORMAT: Paperback

PAGES: c. 198

AUDIENCE

Researchers in virology, microbiology, infectious disease, immunology, and public health

KEY FEATURES

- Includes perspectives from the 2014-2015 outbreak from the field
- Provides a detailed overview of the origins of Ebola virus through present day discoveries
- Written with an integrative approach, incorporating scientific research with insights from the field

DESCRIPTION


Ebola Virus Disease: From Origins to Outbreak covers Ebola virus disease in its entirety from its origins through major outbreaks in the past to the present day outbreak. It contains information on the West Saharan response to Ebola as well as highlights from the field in West Africa from Dr. Qureshi and Dr. Chughtai, helping to solve the primary question of what's next and aiding in formulating a path forward. With a growing awareness of the devastating effects of this viral disease and an influx of topical research, this book provides the information the global community of researchers, clinicians and students need to better inform their research and study of Ebola virus disease.

LIFE SCIENCES
MOLECULAR BIOLOGY

Please contact your Elsevier Sales or Customer Service Representative



*Prices are subject to change without notice. All Rights Reserved.



ISBN: 978-0-12-800964-2

PREVIOUS EDITION ISBN:
9780123694645

PUB DATE: January 2016

FORMAT: Paperback

PAGES: c. 352

AUDIENCE

upper-level graduate students,
medical students, and investigators
in virology, immunology, and
infectious disease

Viral Pathogenesis, 3e

From Basics to Systems Biology

Edited by: **Michael Katze** Department of Microbiology, University of Washington, Seattle, WA, USA; **Marcus J. Korth** Department of Microbiology, University of Washington, Seattle, WA, USA; **G. Lynn Law** Department of Microbiology, University of Washington, Seattle, WA, USA; **Neal Nathanson** Emeritus Professor, Microbiology, School of Medicine, University of Pennsylvania, Philadelphia, PA, USA



This most recent third edition on viral pathogenesis and immunity presents the fundamentals of viral pathogenesis with an emphasis on systems biology and computational methods

KEY FEATURES

- Covers all aspects of viral infection, including viral entry, replication, and release, as well as innate and adaptive immunity and viral pathogenesis
- Provides a fresh perspective on the approaches used to understand how viruses cause disease
- Features molecular profiling techniques, whole genome sequencing, and innovative computational methods
- Highlights the use of contemporary approaches and the insights they provide to the field

DESCRIPTION

Viral Pathogenesis: From Basics to Systems Biology, Third Edition, has been thoroughly updated to cover topical advances in the evolving field of viral pathogenesis, while also providing the requisite classic foundational information for which it is recognized.

The book provides key coverage of the newfound ability to profile molecular events on a system-wide scale, which has led to a deeper understanding of virus-host interactions, host signaling and molecular-interaction networks, and the role of host genetics in determining disease outcome.

In addition, the content has been augmented with short chapters on seminal breakthroughs and profiles of their progenitors, as well as short commentaries on important or controversial issues in the field. Thus, the reader will be given a view of virology research with perspectives on issues such as biomedical ethics, public health policy, and human health. In summary, the third edition will give the student a sense of the exciting new perspectives on viral pathogenesis that have been provided by recent developments in genomics, computation, modeling, and systems biology.

LIFE SCIENCES

MOLECULAR BIOLOGY

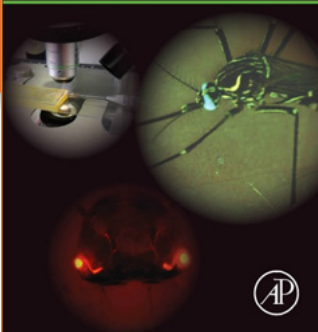
Please contact your Elsevier Sales or Customer Service Representative



*Prices are subject to change without notice. All Rights Reserved.

Genetic Control of Malaria and Dengue

Zach N. Adelman



ISBN: 978-0-12-800246-9

PUB DATE: December 2015

FORMAT: Hardback

PAGES: c. 458

AUDIENCE

Researchers and upper-level graduate students in virology, biological sciences, microbiology, genetics, and tropical medicine

Genetic Control of Malaria and Dengue

Zach N. Adelman Fralin Life Institute, Virginia Tech



Focuses on the knowledge, technology, regulation and ethics of using genetically modified mosquitoes to interrupt the transmission of important malaria and dengue

KEY FEATURES

- Includes coverage of vectorial capacity, critical to understanding vector-borne disease transmission
- Provides a summary of the concepts of both population suppression and population replacement
- Contains pivotal coverage of ethical and ecological ramifications of genetics-based control strategies

DESCRIPTION

Genetic Control of Malaria and Dengue focuses on the knowledge, technology, regulation and ethics of using genetically modified mosquitoes to interrupt the transmission of important vector-borne diseases including Malaria. It contains coverage of the current state of knowledge of vector-borne diseases and how they are currently controlled; vaccine, drug and insecticide development; various strategies for altering the genome of mosquitoes in beneficial ways; and the regulatory, ethical and social environment concerning these strategies.


For more than five decades, the prospect of using genetically-modified mosquitoes to control vector-borne disease transmission has been a purely hypothetical scenario. We simply did not have the technology or basic knowledge to be able to do it. With the explosion of field trials and potential interventions in development, *Genetic Control of Malaria and Dengue* provides a comprehensive overview of research in genetics, microbiology, virology, and ecology involved in the development and implementation of genetic modification programs for virus and disease control. This book is meant to provide a practical guide to researchers, regulators and the general public about how this technology actually works, how it can be improved, and what is still unknown.

LIFE SCIENCES
MOLECULAR BIOLOGY

Please contact your Elsevier Sales or Customer Service Representative



*Prices are subject to change without notice. All Rights Reserved.



ISBN: 978-0-12-800837-9

PUB DATE: October 2015

FORMAT: Paperback

PAGES: c. 412

AUDIENCE

grad students, researchers, med students and investigators in virology, microbiology, and infectious disease; pharmacologists and vaccinologists; theoretical biologists; evolutionary biologists

Virus as Populations

Composition, Complexity, Dynamics, and Biological Implications

Esteban Domingo Centro de Biología Molecular Severo Ochoa, Madrid, Spain



A concise, conceptual approach to virus evolution and population biology with theory and concrete examples

KEY FEATURES

- Features current views on the key steps in the origin of life and origins of viruses
- Includes examples relating ancestral features of viruses with their current adaptive capacity
- Explains complex phenomena in an organized and coherent fashion that is easy to comprehend and enjoyable to read
- Considers quasispecies as a framework to understand virus adaptability and disease processes

DESCRIPTION

Virus as Populations: Composition, Complexity, Dynamics, and Biological Implications explains fundamental concepts that arise from regarding viruses as complex populations when replicating in infected hosts. Fundamental phenomena in virus behavior, such as adaptation to changing environments, capacity to produce disease, probability to be transmitted or response to treatment, depend on virus population numbers and in the variations of such population numbers. Concepts such as quasispecies dynamics, mutations rates, viral fitness, the effect of bottleneck events, population numbers in virus transmission and disease emergence, new antiviral strategies such as lethal mutagenesis, and extensions of population heterogeneity to nonviral systems are included. These main concepts of the book are framed in recent observations on general virus diversity derived from metagenomic studies, and current views on the origin of viruses and the role of viruses in the evolution of the biosphere.

**LIFE SCIENCES
MOLECULAR BIOLOGY**

Please contact your Elsevier Sales or Customer Service Representative



*Prices are subject to change without notice. All Rights Reserved.



Gene Therapy for Viral Infections

Patrick Arbuthnot



ISBN: 978-0-12-410518-8

PUB DATE: June 2015

FORMAT: Hardback

PAGES: c. 378

AUDIENCE

students, scientists and practitioners in molecular, cell biology and virology, any scientist who has an interest in gene therapy, nucleic acids and treatment of viral infections

Gene Therapy for Viral Infections

Patrick Arbuthnot University of Witwatersrand, Witwatersrand, South Africa



Offers considerations for employing gene therapy and synthetic nucleic acids to achieve antiviral effects

KEY FEATURES

- Provides coverage of gene therapy for a variety of infections, including HBV, HCV, HIV, hemorrhagic fever viruses, and respiratory and other viral infections
- Bridges the gap between the basic science and the important medical applications of this technology
- Features a broad approach to the topic, including an essential overview and the applications of gene therapy, synthetic RNA, and other antiviral strategies that involve nucleic acid engineering
- Presents perspectives on the future use of nucleic acids as a novel class of antiviral drugs
- Arms the reader with the cutting-edge information needed to stay abreast of this developing field

DESCRIPTION

Gene Therapy for Viral Infections provides a comprehensive review of the broader field of nucleic acid and its use in treating viral infections. The text bridges the gap between basic science and important clinical applications of the technology, providing a systematic, integrated review of the advances in nucleic acid-based antiviral drugs and the potential advantages of new technologies over current treatment options.

Coverage begins with the fundamentals, exploring varying topics, including harnessing RNAi to silence viral gene expression, antiviral gene editing, viral gene therapy vectors, and non-viral vectors.

Subsequent sections include detailed coverage of the developing use of gene therapy for the treatment of specific infections, the principles of rational design of antivirals, and the hurdles that currently face the further advancement of gene therapy technology.

LIFE SCIENCES
MOLECULAR BIOLOGY

Please contact your Elsevier Sales or Customer Service Representative



*Prices are subject to change without notice. All Rights Reserved.

D.K. Lvov, M.Yu. Shchelkanov, S.V. Alkhovsky, P.G. Deryabin

ZOONOTIC VIRUSES of Northern Eurasia Taxonomy and Ecology



ISBN: 978-0-12-801742-5

PUB DATE: July 2015

FORMAT: Paperback

PAGES: c. 440

AUDIENCE

Basic and clinical scientists including virologists, epidemiologists, parasitologists, pathologists, ecologists, practicing clinicians and infectiologists; graduate students of biology, virology, and veterinary sciences

Zoonotic Viruses of Northern Eurasia

Taxonomy and Ecology

Dimitry Konstantinovich Lvov Director, D.I. Ivanovsky Institute of Virology of the Ministry of Health of the Russian Federation; *Mikhail Yurievich Shchelkanov* Chief of the Laboratory of Virus Ecology, D.I. Ivanovsky Institute of Virology of the Ministry of Health of the Russian Federation; *Sergey Vladimirovich Alkhovsky* Head of laboratory of Biotechnology, D.I. Ivanovsky Institute of Virology of the Ministry of Health of Russian Federation; *Petr Grigorievich Deryabin* Deputy Director, D.I. Ivanovsky Institute of Virology of the Ministry of Health of the Russian Federation



Provides comprehensive coverage of viruses from Northern Eurasia, and their global importance to analyzing the ecology, transmission, and taxonomy of emerging viruses

KEY FEATURES

- Features summarized data about the circulation of approximately 80 viruses isolated in natural foci of Northern Eurasia
- Provides descriptions of the main ecosystems of Northern Eurasia in the context of the ecology of viruses with environmental factors
- Delineates the potential impact of climate change for the distribution of viruses
- Includes virus taxonomy, ecology, distribution and pathogenicity for humans and animals

DESCRIPTION

Zoonotic Viruses of Northern Eurasia: Taxonomy and Ecology provides a review of modern data of the taxonomy, distribution, and ecology of zoonotic viruses in the ecosystems of Northern Eurasia. With climate changes, increasing population density of arthropod vectors and vertebrate hosts, development of unused lands, transferences of viruses by birds, bats, infected humans, and animals, vectors allow virus populations to adapt to the new environment. This leads to the appearance of emerging or re-emerging infections.

This book presents data about circulation and evolution of influenza viruses, tick-borne encephalitis virus, West Nile virus, Crimean-Congo hemorrhagic fever virus, hantaviruses, Sindbis virus, California encephalitis group viruses and other pathogenic viruses as well as of novel viruses classified for the first time using next-generation sequence.

LIFE SCIENCES

MOLECULAR BIOLOGY

Please contact your Elsevier Sales or Customer Service Representative



*Prices are subject to change without notice. All Rights Reserved.



Health of HIV Infected People

Food, Nutrition and Lifestyle with Antiretroviral Drugs

Ronald Ross Watson



ISBN: 978-0-12-800769-3

PUB DATE: July 2015

FORMAT: Hardback

PAGES: c. 603

AUDIENCE

graduate students, researchers, nutritionists, and clinicians with a focus on HIV/AIDS, virology and infectious disease

Health of HIV Infected People

Food, Nutrition and Lifestyle with Antiretroviral Drugs

Edited by: **Ronald Ross Watson** Health Promotion Sciences Department, Mel and Enid Zuckerman College of Public Health, and School of Medicine, University of Arizona, Tucson, AZ, USA



Helps health professionals develop an understanding of nutritional dysfunction in antiretroviral treated HIV/AIDS patients, providing a pathway for improved health using food, dietary supplements, and nutrients

KEY FEATURES

- Covers the role of nutrients in the prevention and treatment of HIV-induced physiological changes in children undergoing HAART, including covers of omega-3 fatty acids, dietary fat intake, metabolic changes, and vitamin D
- Explores food and the treatment of obesity, diabetes, and cardiovascular disease in HIV infected patients, including fundamental coverage and recommendations for care
- Provides coverage of fitness and exercise regimens, physical activity, and behavioral and lifestyle changes on HIV infected individuals
- Gives careful attention to the specific nutritional needs of patients undergoing HAART therapy

DESCRIPTION

Health of HIV Infected People: Food, Nutrition and Lifestyle with Antiretroviral Drugs provides basic and applied knowledge on the supportive roles of bioactive foods, exercise, and dietary supplements on HIV/AIDS patients receiving antiretroviral drugs.

Approaches include the application of traditional herbs and foods aiming to define both the risks and benefits of such practices. Readers will learn how to treat or ameliorate the effects of chronic retroviral disease using readily available, cheap foods, dietary supplements, and lifestyle changes with specific attention to the needs of patients receiving antiretroviral drugs.

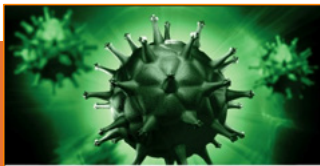
This work provides the most current, concise, scientific appraisal of the efficacy (or lack thereof) of key foods, nutrients, dietary plants, and behavioral shifts in preventing and improving the quality of life of HIV infected infants and adults, while also giving the needed attention to these complex and important side effects.

LIFE SCIENCES
MOLECULAR BIOLOGY

Please contact your Elsevier Sales or Customer Service Representative



*Prices are subject to change without notice. All Rights Reserved.



Health of HIV Infected People

Food, Nutrition and Lifestyle
without Antiretroviral Drugs

Ronald Ross Watson



ISBN: 978-0-12-800767-9

PUB DATE: July 2015

FORMAT: Hardback

PAGES: c. 402

AUDIENCE

graduate students, researchers, nutritionists, and clinicians with a focus on HIV/AIDS, virology and infectious disease

Health of HIV Infected People

Food, Nutrition and Lifestyle without Antiretroviral Drugs

Edited by: **Ronald Ross Watson** Health Promotion Sciences Department, Mel and Enid Zuckerman College of Public Health, and School of Medicine, University of Arizona, Tucson, AZ, USA



Helps health professionals develop an understanding of nutritional dysfunction in antiretroviral, untreated HIV/AIDS patients for improved health using food, dietary supplements, and nutrients

KEY FEATURES

- Covers the role of nutrients in the prevention and treatment of HIV-induced physiological changes
- Delivers important coverage on the relationship between HIV infection and infant feeding practice, along with public health policy recommendations in social and cultural context
- Provides coverage of fitness and exercise regimens, physical activity, and behavioral and lifestyle changes on HIV infected individuals
- Explores food and treatment of obesity, diabetes, and cardiovascular disease in HIV infected patients, including those without antiretroviral therapeutic treatment

DESCRIPTION

Health of HIV Infected People: Food, Nutrition and Lifestyle Without Antiretroviral Drugs defines the supportive roles of bioactive foods, exercise, and dietary supplements on the health of HIV infected people who do not have access to resources or those who choose not to utilize antiretroviral drugs.

Approaches such as the application of traditional herbs and foods are given careful definition by experts who define the risks and benefits of such practices within this important context.

Readers learn how to treat or ameliorate the effects of chronic retroviral disease using readily available, cheap foods, and dietary supplements. Ultimately, this work delivers a current, concise, scientific appraisal of the efficacy of key foods, nutrients, dietary plants, and behavioral changes in preventing and improving the quality of life of HIV infected infants and adults who are not undergoing antiretroviral therapy.

LIFE SCIENCES
MOLECULAR BIOLOGY

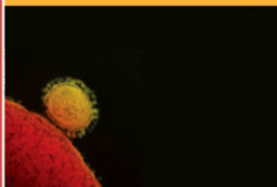
Please contact your Elsevier Sales or Customer Service Representative



*Prices are subject to change without notice. All Rights Reserved.

Principles of Molecular Virology

SIXTH EDITION



Alan J. Cann



Principles of Molecular Virology, 6e

Alan J. Cann Senior Lecturer, Department of Microbiology and Immunology, University of Leicester, UK



Clear, concise coverage of basic virology concepts

KEY FEATURES

- Provides a conceptual approach to the principles of molecular virology, with important examples of new advances in virology
- Includes online resources for students and instructors
- New concepts in this edition include coverage of newly discovered and emergent viruses such as MERS and Ebola
- Presents new and updated information on bioinformatics and metagenomics
- Contains updated learning outcomes and further reading for each chapter

DESCRIPTION

Principles of Molecular Virology, Sixth Edition, provides an easily accessible introduction to modern virology, presenting principles in a clear and concise manner.

This fully updated edition explores and explains the fundamental aspects of virology, including the structure of virus particles and genome, replication, gene expression, infection, pathogenesis and subviral agents.

In addition, this update reflects advances made in the field, including HIV pathogenesis, cryoelectron microscopy, bioinformatics, and RNA interference.

ISBN: 978-0-12-801946-7

PREVIOUS EDITION ISBN:

978-0-12-384939-7

PUB DATE: March 2015

FORMAT: Paperback

PAGES: c. 308

AUDIENCE

Students and professors in virology, molecular biology and microbiology; researchers entering virology, infectious disease, and immunology research.

LIFE SCIENCES
MOLECULAR BIOLOGY

Please contact your Elsevier Sales or Customer Service Representative



*Prices are subject to change without notice. All Rights Reserved.



Oral Communication Skills for Scientific Presentations

William B. Krantz President's Teaching Scholar and Professor Emeritus, University of Colorado, Boulder, CO, USA; Rieveschl Ohio Eminent Scholar and Professor Emeritus, University of Cincinnati, Cincinnati, OH, USA



A practical, compact guidebook covering the 'nuts and bolts' of effective public speaking

KEY FEATURES

- Discusses best practices in putting together an effective talk
- Focuses on leveraging the speaker's existing skill sets to develop the delivery style that works best for that individual
- Features one-page quick reference guides for giving formal oral and informal poster presentations
- Addresses cross-cultural communication as well as particular concerns for non-native English speakers
- Includes a companion site with tools and video examples of formal and informal presentations for further self-guidance

DESCRIPTION

Oral Communication Skills for Scientific Presentations is intended for inexperienced speakers as well as those aspiring to improve their communication skills in making either formal or informal presentations on a technical subject. A complement to having good organization for a technical presentation is to have an effective delivery style. This book provides a template for organizing a technical talk that will include a discussion of various ways to effectively develop each part of a technical presentation.

A special feature of *Oral Communication Skills for Scientific Presentations* is the focus on making presentations to a cross-cultural audience. This relates to relatively minor considerations such as how to list the names of the co-authors on your presentation as well as to more substantive considerations such as how to handle eye contact and use humor, both of which can differ across the global spectrum of cultures. The cross-cultural focus of this book relates not only to the audience, but also to the speaker. This book also includes helpful tips for non-native English speakers.

ISBN: 978-0-12-805418-5

PUB DATE: April 2016

FORMAT: Paperback

PAGES: c. 160

AUDIENCE

Students and researchers across the sciences interested in improving their oral communication skills; in particular non-native English speakers

LIFE SCIENCES

PROFESSIONAL AND CAREER DEVELOPMENT

Please contact your Elsevier Sales or Customer Service Representative



*Prices are subject to change without notice. All Rights Reserved.



Graduate Research, 4e

A Guide for Students in the Sciences

Robert V. Smith Collaborative Brain Trust University Consulting (CBT UC),
Sacramento, CA, USA

Llewellyn D. Densmore Department of Biological Sciences, Texas Tech
University, Lubbock, TX, USA

Edward F. Lener University Libraries, Virginia Tech, Blacksburg, VA, USA



This newly revised go-to resource is for graduate researchers at all stages of study and covers a range of topics including writing and preparation of research proposals, developing and refining teaching skills, and ethics and compliance areas such as research involving human subjects and animals

KEY FEATURES

- Discusses a broad range of topics including time management, library and literature work, and grant support
- Includes a new chapter on career planning and development with advice on careers in academia, government, and the private sector
- Contains chapters that promote the development of a varied set of communication skills
- Greatly expanded treatment of graduate study and research in international settings

DESCRIPTION

Graduate Research is an all-in-one resource for prospective and matriculated graduate students in the sciences. The newly revised edition includes updates to every chapter. *Graduate Research* covers a range of topics including writing and preparation of research proposals, developing and refining teaching skills, and ethics and compliance areas such as research involving human subjects and animals.

Graduate Research helps readers navigate the multidimensional and interdisciplinary world of scientific research and it is an invaluable resource for graduate researchers as well as those in advising or mentoring roles.

ISBN: 978-0-12-803749-2

PREVIOUS EDITION ISBN:
9780295977058

PUB DATE: February 2016

FORMAT: Paperback

PAGES: c. 288

AUDIENCE

Graduate student, graduate
advisors, and mentors across the
Sciences

LIFE SCIENCES

PROFESSIONAL AND CAREER DEVELOPMENT


Please contact your Elsevier Sales or Customer Service Representative



*Prices are subject to change without notice. All Rights Reserved.

ORAL EXAMS

PREPARING FOR AND PASSING CANDIDACY,
QUALIFYING, AND GRADUATE DEFENSES



A. LEE FOOTE



ISBN: 978-0-12-802578-9

PUB DATE: September 2015

FORMAT: Paperback

PAGES: c. 192

AUDIENCE

Graduate students, postdoctoral fellows and faculty in every discipline

Oral Exams

Preparing For and Passing Candidacy, Qualifying, and Graduate Defenses

Lee A Foote Professor and Director, Devonian Botanic Garden, University of Alberta, Edmonton, AB, Canada



This book provides students with a great resource to help them prepare for oral comprehensive and viva voce exams, and is also valuable for faculty as they prepare new questions.

KEY FEATURES

- Describes in detail the general format of oral comprehensive exams, viva voce examinations and defenses, what to expect, and what the requirements are that students need to fulfill to pass.
- Includes appendices with numerous practice questions sourced from a range of disciplines and countries for individual or group learning
- Useful for Early Career academics that are supervising, supporting, and examining PhD students

DESCRIPTION

Oral Exams: Preparing For and Passing Candidacy, Qualifying, and Graduate Defenses provides guidance on how to prepare for oral comprehensive and viva voce exams.

Topics discussed include the supervisory committee, preparing the seminar, arranging content, mental preparation, question framing, and the types of questions to expect.

At its core, the book prepares students to be the best they can be by offering insights into how to interpret and appropriately respond to explicit and implied oral comps questions.

This book benefits faculty by helping them prepare new questions, also providing tips on how to mentor their students in preparation for exams.

The training included can be used to prepare for intensive qualifying or certification exams, job interviews, and presentations.

LIFE SCIENCES

PROFESSIONAL AND CAREER DEVELOPMENT

Please contact your Elsevier Sales or Customer Service Representative



*Prices are subject to change without notice. All Rights Reserved.

COMMUNICATE SCIENCE
PAPERS, PRESENTATIONS,
AND POSTERS EFFECTIVELY



GREGORY S. PATIENCE
DARIA C. BOFFITO
PAUL A. PATIENCE



ISBN: 978-0-12-801500-1

PUB DATE: August 2015

FORMAT: Paperback

PAGES: c. 264

AUDIENCE

Graduate students, research fellows, post-docs, professors, scientists and researchers in STEM fields.

Communicate Science Papers, Presentations, and Posters Effectively

Gregory S. Patience Department of Chemical Engineering, Ecole Polytechnique de Montreal, Canada

Daria C. Boffito Department of Chemical Engineering, Ecole Polytechnique de Montreal, Canada

Paul Patience Ecole Polytechnique de Montreal, Canada



The tools readers need to become better writers, presenters, and communicators

KEY FEATURES

- Covers how to accurately and clearly exhibit results, ideas, and conclusions
- Identifies phrases common in scientific literature that should never be used
- Discusses the theory of presentation, including “before and after” examples highlighting best practices
- Provides concrete, step-by-step examples on how to make camera ready graphs and tables

DESCRIPTION

Communicate Science Papers, Presentations, and Posters Effectively is a guidebook on science writing and communication that professors, students, and professionals in the STEM fields can use in a practical way. This book advocates a clear and concise writing and presenting style, enabling users to concentrate on content.

The text is useful to both native and non-native English speakers, identifying best practices for preparing graphs and tables, and offering practical guidance for writing equations. It includes content on significant figures and error bars, and provides the reader with extensive practice material consisting of both exercises and solutions.

LIFE SCIENCES

PROFESSIONAL AND CAREER DEVELOPMENT

Please contact your Elsevier Sales or Customer Service Representative



*Prices are subject to change without notice. All Rights Reserved.



Success Strategies From Women in STEM, 2e

A Portable Mentor

Edited by: **Peggy A. Pritchard** Associate Librarian, Learning and Curriculum Support Team, University of Guelph, Guelph, ON, Canada
Christine Grant PhD, Full Professor of Chemical and Biomolecular Engineering and Associate Dean of Faculty Advancement, North Carolina State University, College of Engineering, Raleigh, NC, USA



A comprehensive and accessible manual that provides valuable strategies, tools, and success tips for women pursuing and involved in STEM careers

KEY FEATURES

- Preserves the style and tone of the first edition by bringing together mentors, trainees and early-career professionals in a series of conversations about important topics related to careers in STEM fields, such as leadership, time stress, negotiation, networking, social media and more
- Identifies strategies that can improve career success along with stories that elucidate, engage, and inspire
- Companion website provides authoritative information from successful women engaged in STEM careers, including annotated links to key organizations, associations, granting agencies, teaching support materials, and more

DESCRIPTION

Success Strategies from Women in Stem: A Portable Mentor, Second Edition, is a comprehensive and accessible manual containing career advice, mentoring support, and professional development strategies for female scientists in the STEM fields.

This updated text contains new and essential chapters on leadership and negotiation, important coverage of career management, networking, social media, communication skills, and more. The work is accompanied by a companion website that contains annotated links, a list of print and electronic resources, self-directed learning objects, frequently asked questions, and more.

With an increased focus on international relevance, this comprehensive text contains shared stories and vignettes that will help women pursuing or involved in STEM careers develop the necessary professional and personal skills to overcome obstacles to advancement.

ISBN: 978-0-12-397181-4

PREVIOUS EDITION ISBN:
978-0-12-088411-7

PUB DATE: June 2015

FORMAT: Paperback

PAGES: c. 460

AUDIENCE

Women pursuing careers or involved in careers in science, technology, engineering and mathematics

LIFE SCIENCES

PROFESSIONAL AND CAREER DEVELOPMENT

Please contact your Elsevier Sales or Customer Service Representative



*Prices are subject to change without notice. All Rights Reserved.



The Enzymes, Vol 39

DNA Replication Across Taxa

Edited by: *Laura Kaguni* Department of Biochemistry & Molecular Biology,
Michigan State University, USA



This volume in the ongoing *Enzymes* series focuses on DNA replication of enzymes across taxa

KEY FEATURES

- Contains contributions from leading authorities
- Informs and updates on all the latest developments in the field of enzymes

DESCRIPTION

DNA Replication Across Taxa, the latest volume in *The Enzymes* series summarizes the most important discoveries associated with DNA replication.

ISBN: 978-0-12-804735-4

PUB DATE: June 2016

FORMAT: Hardback

PAGES: c. 272

AUDIENCE

Researchers in biochemistry,
molecular and cell biology,
pharmacology, and cancer

SERIALS

Please contact your Elsevier Sales or Customer Service Representative



*Prices are subject to change without notice. All Rights Reserved.



Progress in Molecular Biology and Translational Science, Vol 140

Genetics of Monogenic and Syndromic Obesity

Edited by: *Ya-Xiong Tao* College of Veterinary Medicine, Auburn University, AL, USA



This volume focuses on the genetics of monogenic and syndromic obesity

KEY FEATURES

- Contains contributions from leading authorities
- Informs and updates on all the latest developments in the field

DESCRIPTION

Genetics of Monogenic and Syndromic Obesity is the latest volume in the *Progress in Molecular Biology and Translational Science* series.

ISBN: 978-0-12-804615-9

PUB DATE: June 2016

FORMAT: Hardback

PAGES: c. 280

AUDIENCE

Students, researchers,
microbiologists, molecular biologists

SERIALS

Please contact your Elsevier Sales or Customer Service Representative



*Prices are subject to change without notice. All Rights Reserved.



Current Topics in Developmental Biology, Vol 118

Hematopoiesis

Edited by: *Emery Bresnick* Cell & Regenerative Biology, UW Madison Blood Research Program, University of Wisconsin Madison, USA



This new volume of *Current Topics in Developmental Biology* covers hematopoiesis, with contributions from an international board of authors

Praise for the Series: "Outstanding both in variety and in the quality of its contributions." - NATURE

KEY FEATURES

- Covers the area of hematopoiesis
- International board of authors
- Provides a comprehensive set of reviews covering such topics as regulation of blood stem cell development, epigenetic mechanisms controlling erythropoiesis, and regulatory RNAs/HSCs

DESCRIPTION

Hematopoiesis, the latest volume in the *Current Topics in Developmental Biology*, covers hematopoiesis, with contributions from an international board of authors. Its chapters provide a comprehensive set of reviews covering such topics as the regulation of blood stem cell development, epigenetic mechanisms controlling erythropoiesis, and regulatory RNAs/HSCs.

ISBN: 978-0-12-803319-7

PUB DATE: May 2016

FORMAT: Hardback

PAGES: c. 350

AUDIENCE

Researchers in cell, developmental and molecular biology and in genetics.

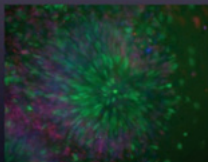
SERIALS

Please contact your Elsevier Sales or Customer Service Representative



*Prices are subject to change without notice. All Rights Reserved.

ESSAYS ON
DEVELOPMENTAL
BIOLOGY
PART B



Edited by
Paul M. Wassarman



ISBN: 978-0-12-801382-3

PUB DATE: March 2016

FORMAT: Hardback

PAGES: c. 350

AUDIENCE

Researchers in cell, developmental,
and molecular biology; genetics.

Current Topics in Developmental Biology, Vol 117

Essays on Developmental Biology Part B

Paul M. Wassarman Icahn School of Medicine at Mount Sinai, USA



Part of two 50th Anniversary volumes including contributions from dozens of outstanding developmental biologists from around the world

Praise for the Series: "Outstanding both in variety and in the quality of its contributions." - NATURE

KEY FEATURES

- Covers the area of developmental processes for a variety of model organisms
- International board of authors
- Part of two 50th Anniversary volumes providing a comprehensive set of reviews edited by Serial Editor Paul M. Wassarman

DESCRIPTION

In 2016 *Current Topics in Developmental Biology* (CTDB) will celebrate its 50th or "golden" anniversary. To commemorate the founding of CTDB by Aron Moscona (1921-2009) and Alberto Monroy (1913-1986) in 1966, a two-volume set of CTDB (volumes 116 and 117), entitled *Essays on Development*, will be published by Academic Press/Elsevier in early 2016. The volumes are edited by Paul M. Wassarman, series editor of CTDB, and include contributions from dozens of outstanding developmental biologists from around the world. Overall, the essays provide critical reviews and discussion of developmental processes for a variety of model organisms. Many essays relate the history of a particular area of research, others personal experiences in research, and some are quite philosophical. *Essays on Development* provides a window onto the rich landscape of contemporary research in developmental biology and should be useful to both students and investigators for years to come.

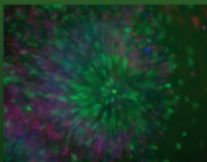
SERIALS

Please contact your Elsevier Sales or Customer Service Representative



*Prices are subject to change without notice. All Rights Reserved.

ESSAYS ON
DEVELOPMENTAL
BIOLOGY
PART A



Edited by
Paul M. Wassarman



ISBN: 978-0-12-802956-5

PUB DATE: March 2016

FORMAT: Hardback

PAGES: c. 350

AUDIENCE

Researchers in cell, developmental,
and molecular biology; genetics.

Current Topics in Developmental Biology, Vol 116

Essays on Developmental Biology Part A

Edited by: *Paul M Wassarman* Icahn School of Medicine at Mount Sinai,
USA



Part of two 50th Anniversary volumes including contributions from dozens of outstanding developmental biologists from around the world

Praise for the Series: "Outstanding both in variety and in the quality of its contributions." - NATURE

KEY FEATURES

- Covers the area of developmental processes for a variety of model organisms
- International board of authors
- Part of two 50th Anniversary volumes providing a comprehensive set of reviews edited by Serial Editor Paul M. Wassarman

DESCRIPTION

In 2016 *Current Topics in Developmental Biology* (CTDB) will celebrate its 50th or "golden" anniversary. To commemorate the founding of CTDB by Aron Moscona (1921-2009) and Alberto Monroy (1913-1986) in 1966, a two-volume set of CTDB (volumes 116 and 117), entitled *Essays on Development*, will be published by Academic Press/Elsevier in early 2016. The volumes are edited by Paul M. Wassarman, series editor of CTDB, and include contributions from dozens of outstanding developmental biologists from around the world. Overall, the essays provide critical reviews and discussion of developmental processes for a variety of model organisms. Many essays relate the history of a particular area of research, others personal experiences in research, and some are quite philosophical. *Essays on Development* provides a window onto the rich landscape of contemporary research in developmental biology and should be useful to both students and investigators for years to come.

SERIALS

Please contact your Elsevier Sales or Customer Service Representative



*Prices are subject to change without notice. All Rights Reserved.



Progress in Molecular Biology and Translational Science, Vol 139

Nanotechnology Tools for the Study of RNA

Edited by: *Satoko Yoshizawa* CNRS-CGM, Gif sur Yvette, France



This volume of *Progress in Molecular Biology and Translational Science* focuses on the nanotechnology tools for the study of RNA

ISBN: 978-0-12-804565-7

PUB DATE: March 2016

FORMAT: Hardback

PAGES: c. 284

AUDIENCE

Researchers, professors and graduate students in biochemistry, biophysics, chemistry, molecular biology, biotechnology and medicine.

KEY FEATURES

- This book informs and updates on strategies to take advantages of nanotechnological tools to answer to fundamental questions in RNA science
- Collection of reviews written by the leading scientists from the field
- The book covers a range of topics, from single molecule analyses using nanomaterials to gene regulation using RNA nanostructures

DESCRIPTION

This volume of *Progress in Molecular Biology and Translational Science* introduces emerging strategies of studying RNA structure and function using nanotechnological tools. The volume aims to provide the readers with a novel view and give them opportunities to think about how to incorporate the new technologies into their own research.

SERIALS

Please contact your Elsevier Sales or Customer Service Representative



*Prices are subject to change without notice. All Rights Reserved.

PROGRESS IN
MOLECULAR BIOLOGY AND
TRANSLATIONAL SCIENCE

VOLUME 138
GROWTH HORMONE IN HEALTH AND DISEASE

EDITED BY
FELIPE CASANUEVA



ISBN: 978-0-12-804827-6

PUB DATE: February 2016

FORMAT: Hardback

PAGES: c. 229

AUDIENCE

Students, researchers,
microbiologists, molecular biologists

Progress in Molecular Biology and Translational Science, Vol 138

Growth Hormone in Health and Disease

Edited by: *F.F. Casanueva* Department of Medicine, Endocrinology Section,
Santiago de Compostela University, Santiago de Compostela, Spain



This series continually publishes cutting-edge reviews in the field of molecular biology

KEY FEATURES

- Contributions from leading authorities
- Informs and updates on all the latest developments in the field

DESCRIPTION

This volume of *Progress in Molecular Biology and Translational Science* focuses on the growth hormone in health and disease.

SERIALS

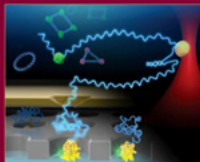
Please contact your Elsevier Sales or Customer Service Representative



*Prices are subject to change without notice. All Rights Reserved.

PROGRESS IN
MOLECULAR BIOLOGY AND
TRANSLATIONAL SCIENCE

VOLUME 139
NANOTECHNOLOGY TOOLS FOR THE STUDY OF RNA
EDITED BY
SATOKO YOSHIZAWA



ISBN: 978-0-12-803786-7

PUB DATE: January 2016

FORMAT: Hardback

PAGES: c. 263

AUDIENCE

Students, researchers,
microbiologists, molecular biologists

Progress in Molecular Biology and Translational Science, Vol 137

The Molecular Basis of Drug Addiction

Shafiqur Rahman Professor, Department of Pharmaceutical Sciences,
College of Pharmacy, South Dakota State University, Brookings, SD, USA



This volume of *Progress in Molecular Biology and Translational Science* focuses on the molecular basis of drug addiction

KEY FEATURES

- Contains contributions from leading authorities
- Informs and updates on all the latest developments in the field

DESCRIPTION

This volume of *Progress in Molecular Biology and Translational Science* focuses on the molecular basis of drug addiction.

SERIALS

Please contact your Elsevier Sales or Customer Service Representative



*Prices are subject to change without notice. All Rights Reserved.

THE ENZYMES

Platelet-Activating Factor
Acetylhydrolases (PAF-AH)

Edited by
Keizo Inoue
Diana M. Stafforini
Fuyuhiko Tamanoi

VOLUME XXXVIII



ISBN: 978-0-12-803908-3

PUB DATE: November 2015

FORMAT: Hardback

PAGES: c. 210

AUDIENCE

Scientists interested in learning more about recent developments in the field and physicians interested in understanding the mechanistic basis of diseases associated with deregulated PAF-AH functions.

The Enzymes, Vol 38

Platelet-Activating Factor Acetylhydrolases (PAF-AH)

Edited by: *Fuyuhiko Tamanoi* University of California, Los Angeles, USA

Diana Stafforini University of Utah, Salt Lake City, UT, USA

Keizo Inoue Teikyo University, Itabashi, Japan



This volume of *The Enzymes* summarizes the most important discoveries associated with a group of enzymes that play an important role in normal biological processes

KEY FEATURES

- Contributions from leading authorities
- Informs and updates on all the latest developments in the field of enzymes

DESCRIPTION

This volume of *The Enzymes* summarizes the most important discoveries associated with a group of enzymes that play an important role in normal biological processes as presented and discussed by leaders authorities in the field.

SERIALS

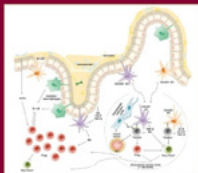
Please contact your Elsevier Sales or Customer Service Representative



*Prices are subject to change without notice. All Rights Reserved.

PROGRESS IN
MOLECULAR BIOLOGY AND
TRANSLATIONAL SCIENCE

VOLUME 136
REGULATORY T CELLS IN HEALTH AND DISEASE
EDITED BY
ADRIAN LISTON



Progress in Molecular Biology and Translational Science, Vol 136

Regulatory T Cells in Health and Disease

Edited by: *Adrian Liston* Katholieke Universiteit Leuven, Belgium



This volume focuses on the main aspects of regulatory T cell biology

KEY FEATURES

- Contains contributions from leading authorities in the field of regulatory T cell biology
- Informs and updates on all the latest developments in the field
- Explores the processes which control the number of regulatory T cells in the blood and tissue, and the ways in which regulatory T cell prevent autoimmune disease and interact with infections and cancer

DESCRIPTION

Regulatory T Cells in Health and Disease focuses on the mechanism by which T cells become regulatory T cells, the processes which control the number of regulatory T cells in the blood and tissue, and the ways in which regulatory T cell prevent autoimmune disease and interact with infections and cancer.

ISBN: 978-0-12-803415-6

PUB DATE: November 2015

FORMAT: Hardback

PAGES: c. 286

AUDIENCE

Medical researchers

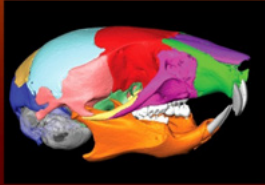
SERIALS

Please contact your Elsevier Sales or Customer Service Representative



*Prices are subject to change without notice. All Rights Reserved.

CRANIOFACIAL DEVELOPMENT



Edited by
Yang Chai



ISBN: 978-0-12-408141-3

PUB DATE: November 2015

FORMAT: Hardback

PAGES: c. 644

AUDIENCE

People who work on craniofacial development and tissue regeneration (researchers, instructors, and clinicians).

Current Topics in Developmental Biology, Vol 115

Craniofacial Development

Edited by: *Yang Chai* University of Southern California, Los Angeles, CA, USA



The new volume of *Current Topics in Developmental Biology* is carefully put together to cover an array of topics critical for readers to learn the most important topics in craniofacial development and tissue regeneration.

Praise for the Series: "Outstanding both in variety and in the quality of its contributions." - NATURE

KEY FEATURES

- Provides a comprehensive book on craniofacial development and tissue regeneration
- Authored by leading experts in this field
- Carefully organized to cover an array of topics critical in helping readers learn the most important aspects of craniofacial development and tissue regeneration

DESCRIPTION

Craniofacial Development, the latest volume of *Current Topics in Developmental Biology* continues the legacy of this premier serial with quality chapters authored by leaders in the field.

This volume covers research methods in Craniofacial Development, and includes sections on such topics as microRNAs in craniofacial development and epigenetic regulation in craniofacial development.

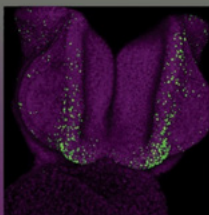
SERIALS

Please contact your Elsevier Sales or Customer Service Representative



*Prices are subject to change without notice. All Rights Reserved.

APOPTOSIS AND DEVELOPMENT



Edited by

Hermann Steller



ISBN: 978-0-12-410425-9

PUB DATE: October 2015

FORMAT: Hardback

PAGES: c. 372

AUDIENCE

Graduate students in developmental and cell biology; established nonexpert scientists in these fields who aim to get both a conceptual overview of new developments in the area and an up-to-date review of the literature.

Current Topics in Developmental Biology, Vol 114

Apoptosis and Development

Edited by: *Hermann Steller* Howard Hughes Medical Institute, Strang Laboratory of Apoptosis and Cancer Biology, The Rockefeller University, USA



This book provides users with a comprehensive survey of the major topics in the field of developmental biology, with volumes valuable to researchers in animal and plant development, as well as to students and professionals working in a variety of fields relating to the topic.

Praise for the Series: "Outstanding both in variety and in the quality of its contributions." - NATURE

KEY FEATURES

- Continues the legacy of this premier serial with quality chapters authored by leaders in the field
- Includes descriptions of the most recent advances in the field
- Covers research methods in apoptosis and development, and includes sections on such topics as the non-lethal role of apoptotic proteins and germ line cell death in *Drosophila*

DESCRIPTION

Apoptosis and Development, the latest volume of *Current Topics in Developmental Biology* continues the legacy of this premier serial with quality chapters authored by leaders in the field.

This volume covers research methods in apoptosis and development, and includes sections on such topics as the non-lethal role of apoptotic proteins and germ line cell death in *Drosophila*.

SERIALS

Please contact your Elsevier Sales or Customer Service Representative

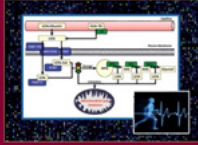


*Prices are subject to change without notice. All Rights Reserved.

PROGRESS IN
MOLECULAR BIOLOGY AND
TRANSLATIONAL SCIENCE

VOLUME 135
MOLECULAR AND CELLULAR REGULATION
OF ADAPTATION TO EXERCISE

EDITED BY
CLAUDE BOUCHARD



ISBN: 978-0-12-803991-5

PUB DATE: September 2015

FORMAT: Hardback

PAGES: c. 540

AUDIENCE

Graduate students in exercise physiology and exercise medicine programs, postdoctoral fellows, basic scientists and clinical investigators interested in exercise for the prevention and treatment of common chronic disease associated with a sedentary lifestyle and poor cardiorespiratory fitness.

Progress in Molecular Biology and Translational Science, Vol 135

Molecular and Cellular Regulation of Adaptation to Exercise

Claude Bouchard Pennington Biomedical Research Center in Baton Rouge, Louisiana



This volume of *Progress in Molecular Biology and Translational Science* focuses on the evidence accumulated thus far on the molecular and cellular regulation of the various adaptations taking place in response to exercise.

KEY FEATURES

- Includes a comprehensive summary of the evidence accumulated thus far on the molecular and cellular regulation of the various adaptations taking place in response to exercise
- Contains contributions from leading authorities
- Informs and updates on all the latest developments in the field of exercise biology and exercise genomics

DESCRIPTION

Molecular Aspects of Exercise Biology and Exercise Genomics, the latest volume in the Progress in Molecular Biology and Translational Science series includes a comprehensive summary of the evidence accumulated thus far on the molecular and cellular regulation of the various adaptations taking place in response to exercise.

Changes in the cellular machinery are described for multiple tissues and organs in terms of signaling pathways, gene expression, and protein abundance. Adaptations to acute exercise as well as exposure to regular exercise are also discussed and considered.

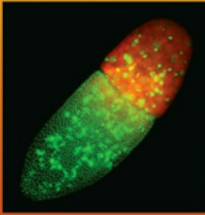
SERIALS

Please contact your Elsevier Sales or Customer Service Representative



*Prices are subject to change without notice. All Rights Reserved.

THE MATERNAL-TO-ZYGOTIC TRANSITION



Edited by

Howard D. Lipshitz



ISBN: 978-0-12-409523-6

PUB DATE: September 2015

FORMAT: Hardback

PAGES: c. 416

AUDIENCE

Developmental biologists, molecular biologists, cell biologists, geneticists studying plants and animals, plus graduate students, postdoctoral research fellows, research scientists and professors.

Current Topics in Developmental Biology, Vol 113

The Maternal-to-Zygotic Transition

Edited by: *Howard Lipshitz* Department of Molecular Genetics, University of Toronto, Canada



A comprehensive survey of major topics in developmental biology, including an introduction to cellular and molecular mechanisms of development

Praise for the Series: "Outstanding both in variety and in the quality of its contributions." - NATURE

KEY FEATURES

- Maternal gene products program the initial development of all animal and plant embryos
- These then undergo a series of events, termed the maternal-to-zygotic transition, during which maternal products are cleared and zygotic genome activation takes over developmental control
- In this book, experts provide their insights into the mechanisms and functions of this transition in a range of animal and plant models.

DESCRIPTION

The Maternal-to-Zygotic Transition provides users with an expert accounting of the mechanisms and functions of this transition in a range of animal and plant models.

The book provides critical information on how maternal gene products program the initial development of all animal and plant embryos, then undergoing a series of events, termed the maternal-to-zygotic transition, during which maternal products are cleared and zygotic genome activation takes over the developmental control.

SERIALS

Please contact your Elsevier Sales or Customer Service Representative



*Prices are subject to change without notice. All Rights Reserved.



The Enzymes, Vol 37

Mechanism of the Anticancer Effect of Phytochemicals

Edited by: *S. Zahra Bathaie* University of California, Los Angeles, USA

Fuyuhiko Tamanoi University of California, Los Angeles, USA



As with the previous volume, this special issue highlights the significant advance made in the field in elucidating mechanisms of anticancer effect of the major phytochemicals

KEY FEATURES

- Contributions from leading authorities
- Informs and updates on all the latest developments in the field

DESCRIPTION

Volume 37 will provide details on the major chemical constituents of medicinal plants and their mechanism of action as the anticancer compounds. This special issue, in addition to the previous volume (volume 36 of The Enzyme series was on Natural Products and Cancer Signaling Targets: Isoprenoids, Polyphenols and Flavonoids), will highlight the significant advance made in the field in elucidating mechanisms of anticancer effect of the major phytochemicals.

ISBN: 978-0-12-803876-5

PUB DATE: August 2015

FORMAT: Hardback

PAGES: c. 262

AUDIENCE

Researchers in biochemistry, molecular and cell biology, pharmacology, and cancer

SERIALS

Please contact your Elsevier Sales or Customer Service Representative



*Prices are subject to change without notice. All Rights Reserved.

PROGRESS IN
MOLECULAR BIOLOGY AND
TRANSLATIONAL SCIENCE

VOLUME 134

MOLECULAR BIOLOGY OF EYE DISEASE

EDITED BY
JOHN M. NICKERSON AND J. FIELDING HEJTMANCIK



ISBN: 978-0-12-801059-4

PUB DATE: August 2015

FORMAT: Hardback

PAGES: c. 528

AUDIENCE

Students, researchers,
microbiologists, molecular biologists

Progress in Molecular Biology and Translational Science, Vol 134

Molecular Biology of Eye Disease

Edited by: *J Fielding Hejtmancik* Ophthalmic Genetics and Visual Function
Branch, Ophthalmic Molecular Genetics Section, Rockville, USA
John M Nickerson Department of Ophthalmology, Emory University,
Atlanta, USA



This volume of *Progress in Molecular Biology and Translational Science* focuses on the molecular biology of eye disease

KEY FEATURES

- Contributions from leading authorities
- Informs and updates on all the latest developments in the field

DESCRIPTION

This volume of *Progress in Molecular Biology and Translational Science* focuses on the molecular biology of eye disease.

SERIALS

Please contact your Elsevier Sales or Customer Service Representative



*Prices are subject to change without notice. All Rights Reserved.

PROGRESS IN
MOLECULAR BIOLOGY AND
TRANSLATIONAL SCIENCE

VOLUME 133

RGS PROTEIN PHYSIOLOGY
AND PATHOPHYSIOLOGY

EDITED BY
RORY A. FISHER



ISBN: 978-0-12-802938-1

PUB DATE: June 2015

FORMAT: Hardback

PAGES: c. 214

AUDIENCE

Clinicians and researchers studying the involvement of GPCR signaling in health and disease as well as those specifically interested in the RGS protein family. In addition, the various vignettes planned for this compendium may be of direct interest to those studying cardiovascular, neuropsychiatric and oncological diseases.

Progress in Molecular Biology and Translational Science, Vol 133

RGS Protein Physiology and Pathophysiology

Edited by: *Rory A. Fisher* University of Iowa, Iowa City, IA, USA



A guide to state-of-the-art research from the laboratories of leaders in the RGS protein field

KEY FEATURES

- Brings together information on the current state of the RGS protein field
- Contains comprehensive descriptions of the known pathophysiological and physiological functions of RGS proteins, the first such undertaking
- Gives particular emphasis to the ways these discoveries inform healthcare and drug discovery

DESCRIPTION

RGS Protein Physiology and Pathophysiology describes the current, state-of-the-art research occurring in the laboratories of leaders in the RGS protein field that utilize genetic mouse models to interrogate the function of RGS proteins in vivo.

Each chapter describes the elucidated role of a specific RGS protein or family of RGS proteins in normal physiology and/or disease with particular emphasis on how these discoveries inform healthcare and drug discovery.

The work is a timely reference as drugs targeting G protein coupled receptors represent 40% of currently marketed therapeutics.

SERIALS

Please contact your Elsevier Sales or Customer Service Representative

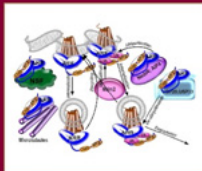


*Prices are subject to change without notice. All Rights Reserved.

PROGRESS IN
MOLECULAR BIOLOGY AND
TRANSLATIONAL SCIENCE

VOLUME 132
TRAFFICKING OF GPCRS

EDITED BY
GUANGYU WU



ISBN: 978-0-12-802939-8

PUB DATE: June 2015

FORMAT: Hardback

PAGES: c. 314

AUDIENCE

Anyone who is interested in the area of GPCRs, particularly academic faculty, post-doctoral fellows and graduate students.

Progress in Molecular Biology and Translational Science, Vol 132

Trafficking of GPCRs

Guangyu Wu Georgia Regents University



GPCR trafficking experts review recent important findings in the field, including exocytosis and endocytosis

KEY FEATURES

- Written by future leaders in the pain field
- Covers a wide range of targets
- Contains provocative ideas about GPCR trafficking

DESCRIPTION

G protein-coupled receptors (GPCRs) constitute the largest superfamily of cell surface receptors that regulate a variety of cell functions. Over the past few decades great progress has been made in defining the roles of intracellular trafficking in controlling the functionality of the receptors as well as in the development of various human diseases. This volume of *Progress in Molecular Biology and Translational Science* reviews the recent understanding of GPCR trafficking regulators and molecular mechanisms.

SERIALS

Please contact your Elsevier Sales or Customer Service Representative



*Prices are subject to change without notice. All Rights Reserved.



Progress in Molecular Biology and Translational Science, Vol 131

Molecular and Cell Biology of Pain

Edited by: *Theodore Price* University of Texas at Dallas, Richardson, TX, USA

Greg Dussor The University of Texas at Dallas, Richardson, TX, USA



This special volume of *Progress in Molecular Biology and Translational Science* focuses on the molecular and cell biology of pain

KEY FEATURES

- Written by future leaders in the pain field
- Covers a wide range of targets
- Contains provocative ideas about the future direction of the pain field.

DESCRIPTION

Pain is the number one reason that people seek medical attention but pain is still under- and poorly-treated world-wide. The purpose of this book is to give an up to date picture of what causes pain, how pain becomes chronic and what pharmacological targets might be manipulated to alleviate acute and chronic pain. The book will cover a wide array of topics from gene polymorphisms to voltage-gated ion channels moving from cellular biology to whole animal physiology.

ISBN: 978-0-12-801389-2

PUB DATE: March 2015

FORMAT: Hardback

PAGES: c. 630

AUDIENCE

Students, researchers, microbiologists, molecular biologists

SERIALS

Please contact your Elsevier Sales or Customer Service Representative



*Prices are subject to change without notice. All Rights Reserved.

CELLULAR ADHESION
IN DEVELOPMENT
AND DISEASE



Edited by
Alpha Yap



Current Topics in Developmental Biology, Vol
112

Cellular Adhesion in Development and Disease

Edited by: *Alpha Yap* Institute for Molecular Bioscience, The University of
Queensland, Australia



Provides a comprehensive survey of the major topics in the field of developmental biology, with volumes valuable to researchers in animal and plant development, as well as to students and professionals

KEY FEATURES

- This book surveys current understanding of how adhesion systems affect organismal development

DESCRIPTION

Cell adhesion is a fundamental determinant of embryonic development and organogenesis. *Cellular Adhesion in Development and Disease*, volume 112 in *Current Topics in Developmental Biology*, comprehensively surveys current developments in understanding how adhesion systems affect organismal development. Topics covered include nectins, nectin-like molecules, and afadin in development; cadherin adhesion, signaling, and morphogenesis; endothelial cell junctions; epidermal development and barrier formation; and more.

ISBN: 978-0-12-407758-4

PUB DATE: March 2015

FORMAT: Hardback

PAGES: c. 518

AUDIENCE

Graduate students in developmental and cell biology; established non-expert scientists in these fields who aim to get both a conceptual overview of new developments in the area and an up-to-date review of the literature.

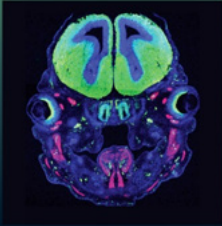
SERIALS

Please contact your Elsevier Sales or Customer Service Representative



*Prices are subject to change without notice. All Rights Reserved.

NEURAL CREST AND PLACODES



Edited by
Paul Trainor



ISBN: 978-0-12-407759-1

PUB DATE: February 2015

FORMAT: Hardback

PAGES: c. 526

AUDIENCE

Researchers in cell, developmental, and molecular biology; genetics.

Current Topics in Developmental Biology, Vol 111

Neural Crest and Placodes

Edited by: *Paul Trainor* Stowers Institute for Medical Research, Kansas City, KS, USA



This text explores the advances made in our understanding of the mechanisms governing the formation, migration, and differentiation of neural crest and placode populations and their integration during embryonic development.

KEY FEATURES

- Written by leading experts in the field
- Includes descriptions of the most recent advances in the field
- Highlights the applications of this knowledge in investigating the etiology and pathogenesis of congenital disorders
- Explores their usage in the field of regenerative medicine

DESCRIPTION

Neural Crest and Placodes provides in-depth coverage of the topic, including information on their critical role in vertebrate development, evolution, and the way defects in their development underlie a wide range of congenital disorders. It delves deep into advances made in our understanding of the mechanisms governing the formation, migration, and differentiation of these two cell populations, also discussing their integration during embryonic development.

The text highlights the application of fundamental knowledge in investigating the etiology and pathogenesis of congenital disorders and the ways the data applies to the field of regenerative medicine.

SERIALS

Please contact your Elsevier Sales or Customer Service Representative



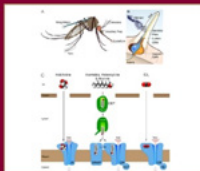
*Prices are subject to change without notice. All Rights Reserved.

PROGRESS IN
MOLECULAR BIOLOGY AND
TRANSLATIONAL SCIENCE

VOLUME 130

MOLECULAR BASIS OF OLFACTION

EDITED BY
RICHARD GLATZ



ISBN: 978-0-12-802912-1

PUB DATE: January 2015

FORMAT: Hardback

PAGES: c. 132

AUDIENCE

Secondary/tertiary-level students, researchers and academics interested in olfaction or its relationship to biological processes.

Progress in Molecular Biology and Translational Science, Vol 130

Molecular Basis of Olfaction

Edited by: *Richard Glatz* D'Estrees Entomology & Science Services



This edition of *Progress in Molecular Biology and Translational Science* summarizes the latest knowledge regarding the molecular basis for olfactory processes in mammals and insects and how this knowledge is being utilized in some key applications.

KEY FEATURES

- Comprehensive coverage of molecular processes in olfaction of vertebrates and insects
- Focus on the emerging field of insect olfaction
- Contributions by leading research groups in their fields, from a range of countries
- Discusses fundamental knowledge and also key applications being addressed by the research

DESCRIPTION

The scope of this volume of *Progress in Molecular Biology and Translational Science* includes the molecular regulation of olfactory processes in vertebrates and insects including detailed discussion of olfactory proteins, signaling cascades and olfactory receptor modeling. In addition, because insect olfaction is an important and emerging field, it is also discussed in the context of key research questions such as disruption of host-finding by insect disease vectors, elucidation of the diverse range of compounds that are detected by insects, and the detection of pheromones by moths.

SERIALS

Please contact your Elsevier Sales or Customer Service Representative



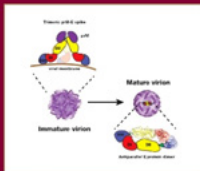
*Prices are subject to change without notice. All Rights Reserved.

PROGRESS IN
MOLECULAR BIOLOGY AND
TRANSLATIONAL SCIENCE

VOLUME 129

THE MOLECULAR BASIS OF VIRAL INFECTION

EDITED BY
P. J. KLASSE



ISBN: 978-0-12-802461-4

PUB DATE: January 2015

FORMAT: Hardback

PAGES: c. 438

AUDIENCE

Researchers in different disciplines, at all levels, working on problems related to viral infection.

Progress in Molecular Biology and Translational Science, Vol 129

The Molecular Basis of Viral Infection

Edited by: *P.J. Klasse* Weill Cornell Medical College, Cornell University, New York, NY, USA



This special volume of *Progress in Molecular Biology and Translational Science* focuses on the molecular basis of viral infection

KEY FEATURES

- Contributors are world leaders in their fields of study and represent prestigious academic and research institutions
- Review articles vary vastly in scope: some focus on a narrowly defined scientific problem of one particular virus with careful introduction for the non-specialist; others are essays in general and comparative virology with forays into specific viral species or molecules
- The different perspectives complement each other and collectively the contributions provide an impression of the fast-moving frontlines of virology while showing how the problems have evolved
- Structural data are presented through high-quality illustrations

DESCRIPTION

Virology is in a sense both one of the most important precursors and one of the most significant beneficiaries of structural and cellular molecular biology. Numerous breakthroughs in our understanding of the molecular interactions of viruses with host cells are ready for translation into medically important applications such as the prevention and treatment of viral infections. This book collects a wide variety of examples of frontline research into molecular aspects of viral infections from virological, immunological, cell- and molecular-biological, structural, and theoretical perspectives.

SERIALS

Please contact your Elsevier Sales or Customer Service Representative



*Prices are subject to change without notice. All Rights Reserved.



Advances in Applied Microbiology, Vol 95

Advances in Applied Microbiology

Edited by: *Geoffrey Michael Gadd* University of Dundee, Dundee, Scotland
Sima Sariaslani Wilmington, DE, USA



As a compilation of the most up-to-date reviews of important topics in biotechnology and the medical field, this book contains comprehensive and current research in applied microbiology, including the role of fungal communities in soil nutrient recycling, the microbial nitrogen cycle in soil, and the inter-kingdom associations between soil bacteria, fungi, and mycorrhizal fungi

ISBN: 978-0-12-804802-3

PUB DATE: June 2016

FORMAT: Hardback

PAGES: c. 222

AUDIENCE

All those who deal with today's microbiology in the Medical and Biotechnological arena.

KEY FEATURES

- Contains contributions from leading authorities in the field of applied microbiology
- Informs and updates on all the latest developments in the field
- Includes new information on the role of fungal communities in soil nutrient recycling, the microbial nitrogen cycle in soil, and the inter-kingdom associations between soil bacteria, fungi, and mycorrhizal fungi

DESCRIPTION

The *Advances in Applied Microbiology* series, first published in 1959, continues to be one of the most widely read and authoritative review sources in microbiology. The series contains comprehensive reviews of the most current research in applied microbiology, and includes recent research on the roles of fungal communities in soil nutrient recycling, the microbial nitrogen cycle in soil, and the inter-kingdom associations between soil bacteria, fungi, and mycorrhizal fungi.

SERIALS

Please contact your Elsevier Sales or Customer Service Representative



*Prices are subject to change without notice. All Rights Reserved.



Advances in Immunology, Vol 131

Advances in Immunology

Edited by: *Frederick Alt* Harvard Medical School, Boston, MA, USA



This series continually publishes cutting-edge reviews in the field of immunology, addressing the wide range of topics that comprise immunology, including molecular and cellular activation mechanisms, phylogeny and molecular evolution, and clinical modalities

KEY FEATURES

- Contains contributions from leading authorities
- Includes a wide range of topics that comprise immunology, including molecular and cellular activation mechanisms, phylogeny and molecular evolution, and clinical modalities
- Informs and updates on all the latest developments in the field of immunology

DESCRIPTION

Advances in Immunology, a long-established and highly respected publication, presents current developments as well as comprehensive reviews in immunology. Articles address the wide range of topics that comprise immunology, including molecular and cellular activation mechanisms, phylogeny and molecular evolution, and clinical modalities. Edited and authored by the foremost scientists in the field, each volume provides up-to-date information and directions for the future.

ISBN: 978-0-12-804798-9

PUB DATE: June 2016

FORMAT: Hardback

PAGES: c. 190

AUDIENCE

Immunologists and infectious disease specialists, cell biologists and hematologists.

SERIALS

Please contact your Elsevier Sales or Customer Service Representative



*Prices are subject to change without notice. All Rights Reserved.



Advances in Microbial Physiology, Vol 68
Advances in Bacterial Electron Transport Systems and Their Regulation
Robert K. Poole University of Sheffield, UK



This series continually publishes cutting-edge reviews in the field of microbial physiology, bringing the latest updates in the field, with the primary focus of this edition on the advances made in bacterial electron transport systems and their regulation

ISBN: 978-0-12-804823-8

PUB DATE: June 2016

FORMAT: Hardback

PAGES: c. 166

AUDIENCE

Microbiologists, biochemists, biotechnologists, and those interested in physiology, microbial biochemistry and its applications.

KEY FEATURES

- Contains contributions from leading authorities in the field of microbial physiology
- Informs and updates on all the latest developments in the field
- Presents a primary focus for this edition on the advances made in bacterial electron transport systems and their regulation

DESCRIPTION

Advances in Microbial Physiology: Advances in Bacterial Electron Transport Systems and Their Regulation, the latest volume in the *Advances in Microbial Physiology* series, continues the long tradition of topical and important reviews in microbiology, with this latest volume focusing on the advances in bacterial electron transport systems and their regulation.

SERIALS

Please contact your Elsevier Sales or Customer Service Representative





Advances in Virus Research, Vol 95

Advances in Virus Research

Edited by: **Margaret Kielian** Department of Cell Biology, Albert Einstein College of Medicine, New York, USA

Karl Maramorosch Rutgers University, New Brunswick, NJ, USA

Thomas Mettenleiter Institute Of Molecular Biology, Friedrich-Loeffler-Institut, Greifswald, Germany



This series continually publishes cutting-edge reviews in the field of virology, providing readers with the latest information and a diverse range of in-depth reviews

KEY FEATURES

- Contain contributions from leading authorities
- Informs and updates on all the latest developments in the field of virology

DESCRIPTION

First published in 1953, the *Advances in Virus Research* series covers a diverse range of in-depth reviews, providing a valuable overview of the current field of virology.

ISBN: 978-0-12-804820-7

PUB DATE: May 2016

FORMAT: Hardback

PAGES: c. 116

AUDIENCE

Virologists, microbiologists and infectious disease specialists.

SERIALS

Please contact your Elsevier Sales or Customer Service Representative



*Prices are subject to change without notice. All Rights Reserved.



Advances in Parasitology, Vol 92

Schistosomiasis Control

Edited by: *Xiao-Nong Zhou* National Institute of Parasitic Diseases, Chinese Center for Disease Control and Prevention, Shanghai, People's Republic of China



As a well-known and respected outlet for detailed and comprehensive reviews written by experts covering all aspects of parasitology, this book provides a comprehensive and up-to-date review of all areas of interest on the topic

KEY FEATURES

- Informs and updates on all the latest developments in the field of parasitology
- Contains contributions from leading authorities and industry experts

DESCRIPTION

First published in 1963, *Advances in Parasitology* contains comprehensive and up-to-date reviews on all areas of interest in contemporary parasitology. The series includes medical studies of parasites of major influence, such as *Plasmodium falciparum* and *trypanosomes*. The series also contains reviews of more traditional areas, such as zoology, taxonomy, and life history, which help to shape current thinking and applications. The 2014 impact factor is 6.226.

This thematic issue focuses on Schistosomiasis Control.

ISBN: 978-0-12-809466-2

PUB DATE: May 2016

FORMAT: Hardback

PAGES: c. 280

AUDIENCE

PhD students, professors, scientists, health workers, government officers, and policy makers at various levels.

SERIALS

Please contact your Elsevier Sales or Customer Service Representative



*Prices are subject to change without notice. All Rights Reserved.



Advances in Applied Microbiology, Vol 94

Advances in Applied Microbiology

Edited by: *Geoffrey Michael Gadd* University of Dundee, Dundee, Scotland
Sima Sariaslani Wilmington, DE, USA



As a compilation of the most up-to-date reviews of important topics in biotechnology and the medical field, this book contains comprehensive and current research in applied microbiology, including the role of fungal communities in soil nutrient recycling, the microbial nitrogen cycle in soil, and the inter-kingdom associations between soil bacteria, fungi, and mycorrhizal fungi

ISBN: 978-0-12-804803-0

PUB DATE: March 2016

FORMAT: Hardback

PAGES: c. 222

AUDIENCE

All those who deal with today's microbiology in the Medical and Biotechnological arena

KEY FEATURES

- Contains contributions from leading authorities in the field of applied microbiology
- Informs and updates on all the latest developments in the field
- Includes new information on the role of fungal communities in soil nutrient recycling, the microbial nitrogen cycle in soil, and the inter-kingdom associations between soil bacteria, fungi, and mycorrhizal fungi

DESCRIPTION

Published since 1959, *Advances in Applied Microbiology* continues to be one of the most widely read and authoritative review sources in microbiology. The series contains comprehensive reviews of the most current research in applied microbiology, and includes recent research on the roles of fungal communities in soil nutrient recycling, the microbial nitrogen cycle in soil, and the inter-kingdom associations between soil bacteria, fungi, and mycorrhizal fungi.

SERIALS

Please contact your Elsevier Sales or Customer Service Representative



*Prices are subject to change without notice. All Rights Reserved.

Advances in Immunology, Vol 130

Tumor Immunology

Edited by: **Robert Schreiber** Department of Pathology and Immunology,
School of Medicine, Washington University, St Louis, USA



ADVANCES IN IMMUNOLOGY

VOLUME 130

Tumor immunology

Edited by
Robert Schreiber



This series continually publishes cutting-edge reviews in the field of immunology

KEY FEATURES

- Contributions from leading authorities
- Informs and updates on all the latest developments in the field

DESCRIPTION

Advances in Immunology, a long-established and highly respected publication, presents current developments as well as comprehensive reviews in immunology. Articles address the wide range of topics that comprise immunology, including molecular and cellular activation mechanisms, phylogeny and molecular evolution, and clinical modalities. Edited and authored by the foremost scientists in the field, each volume provides up-to-date information and directions for the future.

This volume focuses on tumor immunology.

ISBN: 978-0-12-805156-6

PUB DATE: March 2016

FORMAT: Hardback

PAGES: c. 190

AUDIENCE

Immunologists and infectious
disease specialists, cell biologists
and hematologists.

SERIALS

Please contact your Elsevier Sales or Customer Service Representative



*Prices are subject to change without notice. All Rights Reserved.

Advances in VIRUS RESEARCH



94

Edited by
Margaret Kielian
Karl Maramorosch
Thomas C. Mettenleiter



ISBN: 978-0-12-804821-4

PUB DATE: March 2016

FORMAT: Hardback

PAGES: c. 116

AUDIENCE

Virologists, microbiologists and infectious disease specialists.

Advances in Virus Research, Vol 94

Advances in Virus Research

Edited by: **Margaret Kielian** Department of Cell Biology, Albert Einstein College of Medicine, New York, USA

Karl Maramorosch Rutgers University, New Brunswick, NJ, USA

Thomas Mettenleiter Institute Of Molecular Biology, Friedrich-Loeffler-Institut, Greifswald, Germany



This series continually publishes cutting-edge reviews in the field of virology, providing readers with the latest information and a diverse range of in-depth reviews

KEY FEATURES

- Contain contributions from leading authorities
- Informs and updates on all the latest developments in the field of virology

DESCRIPTION

Published since 1953, *Advances in Virus Research* covers a diverse range of in-depth reviews, providing a valuable overview of the current field of virology.

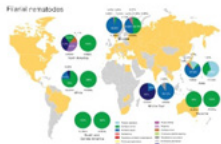
SERIALS

Please contact your Elsevier Sales or Customer Service Representative



*Prices are subject to change without notice. All Rights Reserved.

ADVANCES IN PARASITOLOGY



91

Edited by
D. ROLLINSON AND J.R. STOTHARD



ISBN: 978-0-12-805131-3

PUB DATE: March 2016

FORMAT: Hardback

PAGES: c. 280

AUDIENCE

PhD students, professors, scientists, health workers, government officers, and policy makers at various levels.

Advances in Parasitology, Vol 91

Advances in Parasitology

Edited by: **David Rollinson** The Natural History Museum, London, UK
Russell Stothard Liverpool School of Tropical Medicine, UK



As a well-known and respected outlet for detailed and comprehensive reviews written by experts covering all aspects of parasitology, this book provides a comprehensive and up-to-date review of all areas of interest on the topic

KEY FEATURES

- Informs and updates on all the latest developments in the field of parasitology
- Contains contributions from leading authorities and industry experts

DESCRIPTION

First published in 1963, *Advances in Parasitology* contains comprehensive and up-to-date reviews on all areas of interest in contemporary parasitology. The series includes medical studies of parasites of major influence, such as *Plasmodium falciparum* and *trypanosomes*. The series also contains reviews of more traditional areas, such as zoology, taxonomy, and life history, which help to shape current thinking and applications. The 2014 impact factor is 6.226.

SERIALS

Please contact your Elsevier Sales or Customer Service Representative



*Prices are subject to change without notice. All Rights Reserved.

ADVANCES IN
IMMUNOLOGY

VOLUME 129



ISBN: 978-0-12-804799-6

PUB DATE: January 2016

FORMAT: Hardback

PAGES: c. 338

AUDIENCE

Immunologists and infectious disease specialists, cell biologists and hematologists.

Advances in Immunology, Vol 129

Advances in Immunology

Edited by: *Frederick Alt* Harvard Medical School, Boston, MA, USA



This series continually publishes cutting-edge reviews in the field of immunology

KEY FEATURES

- Contributions from leading authorities
- Informs and updates on all the latest developments in the field

DESCRIPTION

Advances in Immunology, a long-established and highly respected publication, presents current developments as well as comprehensive reviews in immunology. Articles address the wide range of topics that comprise immunology, including molecular and cellular activation mechanisms, phylogeny and molecular evolution, and clinical modalities. Edited and authored by the foremost scientists in the field, each volume provides up-to-date information and directions for the future.

SERIALS

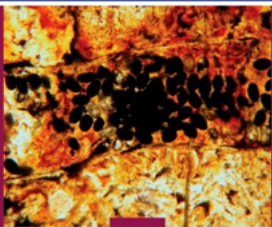
Please contact your Elsevier Sales or Customer Service Representative



*Prices are subject to change without notice. All Rights Reserved.

ADVANCES IN PARASITOLOGY

Fossil Parasites



90

Edited by
K. DE BAETS AND D.T.J. LITTLEWOOD



ISBN: 978-0-12-804001-0

PUB DATE: November 2015

FORMAT: Hardback

PAGES: c. 444

AUDIENCE

Parasitologists, palaeontologists, ecologists, archaeologists, epidemiologists, evolutionary biologists and general biologists with an interest in the history of parasites and their intimate relationships with their hosts through time will find this thematic review invaluable.

Advances in Parasitology, Vol 90

Fossil Parasites

Edited by: **Tim Littlewood** Natural History Museum, London, U.K.
Kenneth De Baets Friedrich-Alexander-Universität Erlangen-Nürnberg, Germany



Representing the latest edition in the *Advances in Parasitology* series, this book contains comprehensive and up-to-date reviews on all areas of interest in contemporary parasitology

KEY FEATURES

- Expert contributors providing timely reviews of different aspects of palaeoparasitology
- Comprehensive treatments of taxonomic groups never before summarized
- Comprehensive coverage of important historical and recent advances in the field
- New avenues for research are explored and suggested

DESCRIPTION

Fossil Parasites, the latest edition in the *Advances in Parasitology* series established in 1963, contains comprehensive and up-to-date reviews on all areas of interest in contemporary parasitology, including medical studies of parasites of major influence, such as plasmodium falciparum and trypanosomes. The series also contains reviews of more traditional areas, such as zoology, taxonomy, and life history, which help to shape current thinking and applications.


Parasitism is a dominant life history strategy and we know it has existed for millions of years. Detecting parasitism in the fossil record is problematic because we rarely see direct evidence and usually must rely on indirect evidence to infer its existence. This unique volume takes a broad and systematic view of direct and indirect evidence for parasitism in the fossil record.

SERIALS

Please contact your Elsevier Sales or Customer Service Representative



*Prices are subject to change without notice. All Rights Reserved.



ISBN: 978-0-12-803297-8

PUB DATE: November 2015

FORMAT: Hardback

PAGES: c. 614

AUDIENCE

The audience for the volume includes pathologists and clinical microbiologists working in hospital laboratories, public health laboratories, national reference laboratories, academic and research microbiologists in universities, students studying clinical microbiology or biomedical science and industrial microbiologists working in the clinical diagnostic industry.

Methods in Microbiology, Vol 42

Current and Emerging Technologies for the Diagnosis of Microbial Infections

Edited by: **Andrew Sails** PHE Microbiology Services Newcastle, The Medical School, Royal Victoria Infirmary, Newcastle upon Tyne, UK
Yi Wei Tang Memorial Sloan-Kettering Cancer Center



This latest volume of in the *Methods in Microbiology* series provides a comprehensive and cutting-edge review of current and emerging technologies in the field of clinical microbiology, including discussions of current techniques such as MALDI-TOF mass spectroscopy and molecular diagnostics, along with newly emerging technologies such as host-based diagnostics and next generation sequencing

KEY FEATURES

- Written by recognized leaders and experts in the field
- Provides a comprehensive and cutting-edge review of current and emerging technologies in the field of clinical microbiology, including discussions of current techniques such as MALDI-TOF mass spectroscopy and molecular diagnostics
- Includes a broad range and breadth of techniques covered
- Presents discussions on newly emerging technologies such as host-based diagnostics and next generation sequencing

DESCRIPTION

Current and Emerging Technologies in Microbial Diagnostics, the latest volume in the *Methods in Microbiology* series, provides comprehensive, cutting-edge reviews of current and emerging technologies in the field of clinical microbiology.

The book features a wide variety of state-of-the art methods and techniques for the diagnosis and management of microbial infections, with chapters authored by internationally renowned experts. This volume focuses on current techniques, such as MALDI-TOF mass spectroscopy and molecular diagnostics, along with newly emerging technologies such as host-based diagnostics and next generation sequencing.

SERIALS

Please contact your Elsevier Sales or Customer Service Representative



Advances in Applied Microbiology, Vol 93

Advances in Applied Microbiology

Edited by: **Geoffrey Michael Gadd** University of Dundee, Dundee, Scotland
Sima Sariaslani Wilmington, DE, USA



ADVANCES IN
APPLIED MICROBIOLOGY

VOLUME 94



ISBN: 978-0-12-802251-1

PUB DATE: October 2015

FORMAT: Hardback

PAGES: c. 180

AUDIENCE

All those who deal with today's microbiology in the Medical and Biotechnological arena

This book provides a compilation of up-to-date reviews of topics in biotechnology and the medical field, and is an invaluable reference for those interested in protozoan grazing of freshwater biofilms, metals in yeast fermentation processes, the interpretation of host-pathogen dialogue through microarrays, and more.

KEY FEATURES

- Contributions from leading authorities
- Informs and updates on all the latest developments in the field
- Topics discussed include protozoan grazing of freshwater biofilms, metals in yeast fermentation processes, and the interpretation of host-pathogen dialogue through microarrays, and more

DESCRIPTION

Advances in Applied Microbiology continues to be one of the most widely read and authoritative review sources in microbiology, containing comprehensive reviews of the most current research in applied microbiology.

Users will find invaluable references and information on a variety of areas, including protozoan grazing of freshwater biofilms, metals in yeast fermentation processes, the interpretation of host-pathogen dialogue through microarrays, and the role of polyamines in bacterial growth and biofilm formation.

Eclectic volumes are supplemented by thematic volumes on various topics, including Archaea and sick building syndrome.

SERIALS

Please contact your Elsevier Sales or Customer Service Representative



*Prices are subject to change without notice. All Rights Reserved.

Advances in Immunology, Vol 128

Molecular Mechanisms that Orchestrate the Assembly of Antigen Receptor Loci

Edited by: **Cornelis Murre** University of California, San Diego, CA, USA



ADVANCES IN IMMUNOLOGY

VOLUME 128

*Long Range Regulation of
VDJ Recombination*

Edited by
Cornelis Murre



ISBN: 978-0-12-803296-1

PUB DATE: October 2015

FORMAT: Hardback

PAGES: c. 442

AUDIENCE

Research scientists whose research is focused on the development of the adaptive immune system.

The latest in this series provides cutting-edge reviews in the field of immunology, focusing on how antigen receptors are synthesized in B and T lymphocytes.

KEY FEATURES

- Focuses on the generation of an effective immune response to invading pathogens
- Contains contributions from leading authorities
- Informs and updates on all the latest developments in the field of immunology

DESCRIPTION

Molecular Mechanisms That Orchestrate the Assembly of Antigen Receptor Loci, the latest volume in the *Advances in Immunology* series focuses on the generation of an effective immune response to invading pathogens

As B and T lymphocytes are characterized by the expression of antigen receptors that specifically recognize determinants expressed on pathogens, this volume discusses how antigen receptors are synthesized in B and T lymphocytes.

SERIALS

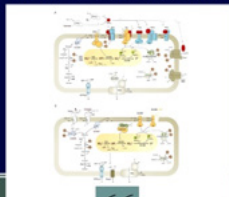
Please contact your Elsevier Sales or Customer Service Representative



*Prices are subject to change without notice. All Rights Reserved.

Advances in
**MICROBIAL
PHYSIOLOGY**

EDITED BY ROBERT K. POOLE



66



Advances in Microbial Physiology, Vol 66

Advances in Microbial Physiology

Edited by: *Robert K. Poole* University of Sheffield, UK



This series continually publishes cutting-edge reviews in the field of microbial physiology

KEY FEATURES

- Contributions from leading authorities
- Informs and updates on all the latest developments in the field

DESCRIPTION

This volume of *Advances in Microbial Physiology* continues the long tradition of topical and important reviews in microbiology

ISBN: 978-0-12-803299-2

PUB DATE: July 2015

FORMAT: Hardback

PAGES: c. 496

AUDIENCE

Microbiologists, biochemists, biotechnologists, and those interested in physiology, microbial biochemistry and its applications.

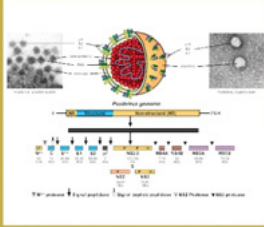
SERIALS

Please contact your Elsevier Sales or Customer Service Representative



*Prices are subject to change without notice. All Rights Reserved.

Advances in VIRUS RESEARCH



Edited by
Margaret Kielian
Karl Maramorosch
Thomas C. Mettenleiter



ISBN: 978-0-12-802179-8

PUB DATE: June 2015

FORMAT: Hardback

PAGES: c. 322

AUDIENCE

Virologists, microbiologists and infectious disease specialists.

Advances in Virus Research, Vol 93

Advances in Virus Research

Edited by: **Karl Maramorosch** Rutgers University, New Brunswick, NJ, USA

Thomas Mettenleiter Institute Of Molecular Biology, Friedrich-Loeffler-Institut, Greifswald, Germany

Margaret Kielian Department of Cell Biology, Albert Einstein College of Medicine, New York, USA



This series continually publishes cutting-edge reviews in the field of virology

KEY FEATURES

- Contributions from leading authorities
- Informs and updates on all the latest developments in the field

DESCRIPTION

Published since 1953, *Advances in Virus Research* covers a diverse range of in-depth reviews, providing a valuable overview of the current field of virology.

SERIALS

Please contact your Elsevier Sales or Customer Service Representative



*Prices are subject to change without notice. All Rights Reserved.

Advances in Immunology, Vol 127

Advances in Immunology

Edited by: **Frederick W. Alt** Howard Hughes Medical Institute Research Laboratories, The Children's Hospital, Boston, MA, USA



ADVANCES IN
IMMUNOLOGY

VOLUME 127



ISBN: 978-0-12-802245-0

PUB DATE: June 2015

FORMAT: Hardback

PAGES: c. 324

AUDIENCE

Immunologists and infectious disease specialists, cell biologists and hematologists.

This series continually publishes cutting-edge reviews in the field of immunology

KEY FEATURES

- Contributions from leading authorities
- Informs and updates on all the latest developments in the field

DESCRIPTION

Advances in Immunology, a long-established and highly respected publication, presents current developments as well as comprehensive reviews in immunology. Articles address the wide range of topics that comprise immunology, including molecular and cellular activation mechanisms, phylogeny and molecular evolution, and clinical modalities. Edited and authored by the foremost scientists in the field, each volume provides up-to-date information and directions for the future.

SERIALS

Please contact your Elsevier Sales or Customer Service Representative



*Prices are subject to change without notice. All Rights Reserved.

ADVANCES IN
APPLIED MICROBIOLOGY
VOLUME 92



ISBN: 978-0-12-802249-8

PUB DATE: May 2015

FORMAT: Hardback

PAGES: c. 196

AUDIENCE

All those who deal with today's microbiology in the Medical and Biotechnological arena

Advances in Applied Microbiology, Vol 92

Advances in Applied Microbiology

Edited by: **Geoffrey Michael Gadd** University of Dundee, Dundee, Scotland
Sima Sariaslani Wilmington, DE, USA



A compilation of up to date reviews of topics in biotechnology and the medical field

KEY FEATURES

- Contributions from leading authorities
- Informs and updates on all the latest developments in the field

DESCRIPTION

Published since 1959, *Advances in Applied Microbiology* continues to be one of the most widely read and authoritative review sources in microbiology.

The series contains comprehensive reviews of the most current research in applied microbiology. Recent areas covered include bacterial diversity in the human gut, protozoan grazing of freshwater biofilms, metals in yeast fermentation processes and the interpretation of host-pathogen dialogue through microarrays.

Eclectic volumes are supplemented by thematic volumes on various topics, including Archaea and sick building syndrome. Impact factor for 2013: 2.243

SERIALS

Please contact your Elsevier Sales or Customer Service Representative



*Prices are subject to change without notice. All Rights Reserved.

ADVANCES IN PARASITOLOGY



89

Edited by
D. ROLLINSON AND J. R. STOTHARD



Advances in Parasitology, Vol 89

Advances in Parasitology

Edited by: **David Rollinson** The Natural History Museum, London, UK
Russell Stothard Liverpool School of Tropical Medicine, UK



A well-known and respected outlet for detailed and comprehensive reviews written by experts covering all aspects of parasitology

KEY FEATURES

- Informs and updates on all the latest developments in the field
- Contributions from leading authorities and industry experts

DESCRIPTION

First published in 1963, *Advances in Parasitology* contains comprehensive and up-to-date reviews in all areas of interest in contemporary parasitology.

Advances in Parasitology includes medical studies of parasites of major influence, such as *Plasmodium falciparum* and trypanosomes. The series also contains reviews of more traditional areas, such as zoology, taxonomy, and life history, which shape current thinking and applications.

The 2013 impact factor is 4.36

ISBN: 978-0-12-803301-2

PUB DATE: May 2015

FORMAT: Hardback

PAGES: c. 175

AUDIENCE

PhD students, professors, scientists, health workers, government officers, and policy makers at various levels.

SERIALS

Please contact your Elsevier Sales or Customer Service Representative



*Prices are subject to change without notice. All Rights Reserved.

Advances in Applied Microbiology, Vol 91

Advances in Applied Microbiology

Edited by: **Geoffrey Michael Gadd** University of Dundee, Dundee, Scotland
Sima Sariaslani Wilmington, DE, USA



ADVANCES IN
APPLIED MICROBIOLOGY
VOLUME 91



A compilation of up to date reviews of topics in biotechnology and the medical field

KEY FEATURES

- Contributions from leading authorities
- Informs and updates on all the latest developments in the field

DESCRIPTION

A compilation of up to date reviews of topics in biotechnology and the medical field.

ISBN: 978-0-12-802250-4

PUB DATE: April 2015

FORMAT: Hardback

PAGES: c. 282

AUDIENCE

All those who deal with today's microbiology in the Medical and Biotechnological arena

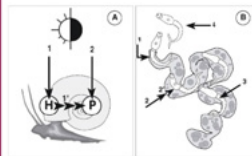
SERIALS

Please contact your Elsevier Sales or Customer Service Representative



*Prices are subject to change without notice. All Rights Reserved.

ADVANCES IN PARASITOLOGY



88

Edited by
D. ROLLINSON AND J.R. STOTHARD



ISBN: 978-0-12-802268-9

PUB DATE: April 2015

FORMAT: Hardback

PAGES: c. 328

AUDIENCE

PhD students, professors, scientists, health workers, government officers, and policy makers at various levels.

Advances in Parasitology, Vol 88

Advances in Parasitology

Edited by: **David Rollinson** The Natural History Museum, London, UK
Russell Stothard Liverpool School of Tropical Medicine, UK



A well-known and respected outlet for detailed and comprehensive reviews written by experts covering all aspects of parasitology

KEY FEATURES

- Informs and updates on all the latest developments in the field
- Contributions from leading authorities and industry experts

DESCRIPTION

First published in 1963, *Advances in Parasitology* contains comprehensive and up-to-date reviews in all areas of interest in contemporary parasitology.

Advances in Parasitology includes medical studies of parasites of major influence, such as *Plasmodium falciparum* and trypanosomes. The series also contains reviews of more traditional areas, such as zoology, taxonomy, and life history, which shape current thinking and applications.

The 2013 impact factor is 4.36

SERIALS

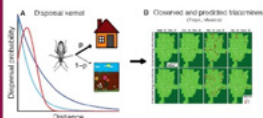
Please contact your Elsevier Sales or Customer Service Representative



*Prices are subject to change without notice. All Rights Reserved.

ADVANCES IN PARASITOLOGY

Mathematical Models for Neglected Tropical Diseases:
Essential Tools for Control and Elimination, Part A



87

Edited by
R.M. ANDERSON AND M.G. BASÁÑEZ



Advances in Parasitology, Vol 87

*Mathematical Models for Neglected Tropical Diseases:
Essential Tools for Control and Elimination, Part A*

Edited by: *Roy M Anderson* Imperial College London, UK
Maria Gloria Basanez Imperial College London, UK



A well-known and respected outlet for detailed and comprehensive reviews written by experts covering all aspects of parasitology

KEY FEATURES

- Informs and updates on all the latest developments in the field
- Contributions from leading authorities and industry experts

DESCRIPTION

First published in 1963, *Advances in Parasitology* contains comprehensive and up-to-date reviews in all areas of interest in contemporary parasitology.

Advances in Parasitology includes medical studies of parasites of major influence, such as *Plasmodium falciparum* and trypanosomes. The series also contains reviews of more traditional areas, such as zoology, taxonomy, and life history, which shape current thinking and applications.

The 2013 impact factor is 4.36.

SERIALS

Please contact your Elsevier Sales or Customer Service Representative



*Prices are subject to change without notice. All Rights Reserved.

ADVANCES IN
IMMUNOLOGY

VOLUME 126



ISBN: 978-0-12-802244-3

PUB DATE: March 2015

FORMAT: Hardback

PAGES: c. 236

AUDIENCE

Immunologists and infectious disease specialists, cell biologists and hematologists.

Advances in Immunology, Vol 126

Advances in Immunology

Edited by: **Frederick W. Alt** Howard Hughes Medical Institute Research Laboratories, The Children's Hospital, Boston, MA, USA



This series continually publishes cutting-edge reviews in the field of immunology

"The series which all immunologists need."--THE PHARMACEUTICAL JOURNAL

"Advances in Immunology must find itself among the most active volumes in the libraries of our universities and institutions."--SCIENCE

"Deserves a permanent place in biomedical libraries as an aid in research and in teaching."--JOURNAL OF IMMUNOLOGICAL METHODS

KEY FEATURES

- Contributions from leading authorities
- Informs and updates on all the latest developments in the field

DESCRIPTION

Advances in Immunology, a long-established and highly respected publication, presents current developments as well as comprehensive reviews in immunology. Articles address the wide range of topics that comprise immunology, including molecular and cellular activation mechanisms, phylogeny and molecular evolution, and clinical modalities. Edited and authored by the foremost scientists in the field, each volume provides up-to-date information and directions for the future.

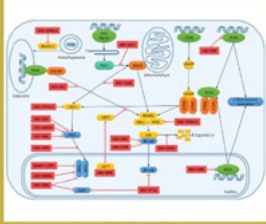
SERIALS

Please contact your Elsevier Sales or Customer Service Representative



*Prices are subject to change without notice. All Rights Reserved.

Advances in VIRUS RESEARCH



92

Edited by
Karl Maramorosch
Thomas C. Mettenleiter



ISBN: 978-0-12-802180-4

PUB DATE: February 2015

FORMAT: Hardback

PAGES: c. 260

AUDIENCE

Virologists, microbiologists and infectious disease specialists.

Advances in Virus Research, Vol 92

Advances in Virus Research

Edited by: **Karl Maramorosch** Rutgers University, New Brunswick, NJ, USA
Thomas Mettenleiter Institute Of Molecular Biology, Friedrich-Loeffler-Institut, Greifswald, Germany



This series continually publishes cutting-edge reviews in the field of virology

"A mandatory purchase for all types of comprehensive libraries, both public and university, as well as for those interested in or doing research in the field of virology." - MILITARY MEDICINE

"This serial...is well known to virologists. It is a valuable aid in maintaining an overview of various facets of the rapidly expanding fields of virology...Timely, informative, and useful to the student, teacher, and research scientist." - AMERICAN SCIENTIST

KEY FEATURES

- Contributions from leading authorities
- Informs and updates on all the latest developments in the field

DESCRIPTION

Published since 1953, *Advances in Virus Research* covers a diverse range of in-depth reviews, providing a valuable overview of the current field of virology.

SERIALS

Please contact your Elsevier Sales or Customer Service Representative



*Prices are subject to change without notice. All Rights Reserved.

Advances in Applied Microbiology, Vol 90

Advances in Applied Microbiology

Edited by: **Geoffrey Michael Gadd** University of Dundee, Dundee, Scotland
Sima Sariaslani Wilmington, DE, USA



ADVANCES IN
APPLIED MICROBIOLOGY
VOLUME 90



A compilation of up to date reviews of topics in biotechnology and medical field

KEY FEATURES

- Contributions from leading authorities
- Informs and updates on all the latest developments in the field

DESCRIPTION

A compilation of up to date reviews of topics in biotechnology and medical field.

ISBN: 978-0-12-802275-7

PUB DATE: January 2015

FORMAT: Hardback

PAGES: c. 220

AUDIENCE

All those who deal with today's microbiology in the Medical and Biotechnological arena

SERIALS

Please contact your Elsevier Sales or Customer Service Representative



*Prices are subject to change without notice. All Rights Reserved.

ADVANCES IN
IMMUNOLOGY

VOLUME 125



ISBN: 978-0-12-802243-6

PUB DATE: January 2015

FORMAT: Hardback

PAGES: c. 198

AUDIENCE

Immunologists and infectious disease specialists, cell biologists and hematologists.

Advances in Immunology, Vol 125

Advances in Immunology

Edited by: **Frederick W. Alt** Howard Hughes Medical Institute Research Laboratories, The Children's Hospital, Boston, MA, USA



This series continually publishes cutting-edge reviews in the field of immunology

"The series which all immunologists need."--THE PHARMACEUTICAL JOURNAL

"Advances in Immunology must find itself among the most active volumes in the libraries of our universities and institutions."--SCIENCE

"Deserves a permanent place in biomedical libraries as an aid in research and in teaching."--JOURNAL OF IMMUNOLOGICAL METHODS

KEY FEATURES

- Contributions from leading authorities
- Informs and updates on all the latest developments in the field

DESCRIPTION

Advances in Immunology, a long-established and highly respected publication, presents current developments as well as comprehensive reviews in immunology. Articles address the wide range of topics that comprise immunology, including molecular and cellular activation mechanisms, phylogeny and molecular evolution, and clinical modalities. Edited and authored by the foremost scientists in the field, each volume provides up-to-date information and directions for the future.

SERIALS

Please contact your Elsevier Sales or Customer Service Representative



*Prices are subject to change without notice. All Rights Reserved.

Advances in VIRUS RESEARCH

Control of Plant Virus Diseases: Vegetatively-propagated crops



91

Edited by
Gad Loebenstein
Nikolaos Katis



ISBN: 978-0-12-802762-2

PUB DATE: January 2015

FORMAT: Hardback

PAGES: c. 320

AUDIENCE

Professional virologists, from professors to graduate students, microbiologists and infectious disease specialists.

Advances in Virus Research, Vol 91

Control of Plant Virus Diseases

Edited by: **Gad Loebenstein** Department of Virology, Agricultural Research Organization, Bet Dagan, Israel

Nikolaos Katis Department of Agriculture, Aristotle University of Thessaloniki, Thessaloniki, Greece



This series continually publishes cutting-edge reviews in the field of virology

KEY FEATURES

- Contributions from leading authorities
- Comprehensive reviews for general and specialist use
- First and longest-running review series in virology

DESCRIPTION

The first review series in virology and published since 1953, *Advances in Virus Research* covers a diverse range of in-depth reviews, providing a valuable overview of the field. The series of eclectic volumes are valuable resources to virologists, microbiologists, immunologists, molecular biologists, pathologists, and plant researchers.

Volume 91 features articles on control of plant virus diseases.

SERIALS

Please contact your Elsevier Sales or Customer Service Representative



*Prices are subject to change without notice. All Rights Reserved.

Titles Index

A

Adelman	Genetic Control of Malaria and Dengue	40
Alt	Advances in Immunology, Vol 131	76
Alt	Advances in Immunology, Vol 129	84
Alt	Advances in Immunology, Vol 127	92
Alt	Advances in Immunology, Vol 126	98
Alt	Advances in Immunology, Vol 125	101
Alunno	Sjogren's Syndrome	5
Amadori	The Innate Immune Response to Non-infectious Stressors	7
Anderson	Mathematical Models for Neglected Tropical Diseases, Part A, Vol 87	97
Arbuthnot	Gene Therapy for Viral Infections	42

B

Baldock	Kaufman's Atlas of Mouse Development Supplement	2
Ballarin	Lessons in Immunity: From Single-cell Organisms to Mammals	4
Bathaie	Mechanism of the Anticancer Effect of Phytochemicals, Vol 37	66
Berczi	Insights to Neuroimmune Biology, 2e	8
Boraschi	Immune Rebalancing	10
Bouchard	Molecular and Cellular Regulation of Adaptation to Exercise, Vol 135	64
Bresnick	Hematopoiesis, Vol 118	54
Brown	Streptococcus Pneumoniae	30
Burrell	Fenner and White's Medical Virology, 5e	33

C

Cann	Principles of Molecular Virology, 6e	46
Casanueva	Growth Hormone in Health and Disease, Vol 138	58
Chai	Craniofacial Development, Vol 115	62
Curiel	Adenoviral Vectors for Gene Therapy, 2e	24

Titles Index

D

Dembic	The Cytokines of the Immune System	16
Domingo	Virus as Populations	41
Duszynski	The Biology and Identification of the Coccidia	3

F

Fielding Hejtmancik	Molecular Biology of Eye Disease, Vol 134	67
Fisher	RGS Protein Physiology and Pathophysiology, Vol 133	68
Foote	Oral Exams	49
Franco-Paredes	Core Concepts in Clinical Infectious Diseases (CCCID)	6

G

Gadd	Advances in Applied Microbiology, Vol 95	75
Gadd	Advances in Applied Microbiology, Vol 94	80
Gadd	Advances in Applied Microbiology, Vol 93	88
Gadd	Advances in Applied Microbiology, Vol 92	93
Gadd	Advances in Applied Microbiology, Vol 91	95
Gadd	Advances in Applied Microbiology, Vol 90	100
Glatz	Molecular Basis of Olfaction, Vol 130	73

H

Hayat	Autophagy: Cancer, Other Pathologies, Vol 8	11
Hayat	Autophagy: Cancer, Other Pathologies, Vol 7	20
Hayat	Autophagy: Cancer, Other Pathologies, Vol 6	23

K

Kaguni	DNA Replication Across Taxa, Vol 39	52
Katze	Viral Pathogenesis, 3e	39
Kielian	Advances in Virus Research, Vol 95	78
Kielian	Advances in Virus Research, Vol 94	82

Titles Index

Klasse	The Molecular Basis of Viral Infection, Vol 129	74
Krantz	Oral Communication Skills for Scientific Presentations	47
L		
Laake	Research in Medical and Biological Sciences	28
Lipshitz	The Maternal-to-Zygotic Transition, Vol 113	65
Liston	Regulatory T Cells in Health and Disease, Vol 136	61
Littlewood	Fossil Parasites, Vol 90	85
Loebenstein	Control of Plant Virus Diseases, Vol 91	102
Louten	Essential Human Virology	36
Lvov	Zoonotic Viruses of Northern Eurasia	43
M		
Maclachlan	Fenner's Veterinary Virology, 5e	35
Maramorosch	Advances in Virus Research, Vol 93	91
Maramorosch	Advances in Virus Research, Vol 92	99
Mestecky	Mucosal Immunology, 4e	19
Mir	Developing Costimulatory Molecules for Immunotherapy of Diseases	17
Moticka	A Historical Perspective on Evidence-Based Immunology	13
Murre	Molecular Mechanisms that Orchestrate the Assembly, Vol 128	89
N		
Nash	Mims' Pathogenesis of Infectious Disease, 6e	32
P		
Patience	Communicate Science Papers, Presentations, and Posters Effectively	50
Poole	Advances in Bacterial Electron Transport Systems, Vol 68	77
Poole	Recent Advances in Microbial Oxygen-Binding Proteins, Vol 67	86
Poole	Advances in Microbial Physiology, Vol 66	90
Price	Molecular and Cell Biology of Pain, Vol 131	70
Pritchard	Success Strategies From Women in STEM, 2e	51

Titles Index

Q

Qureshi Ebola Virus Disease 38

R

Rahman The Molecular Basis of Drug Addiction, Vol 137 59

Rai Nanotechnology in Diagnosis 29

Rollinson Advances in Parasitology, Vol 91 83

Rollinson Advances in Parasitology, Vol 89 94

Rollinson Advances in Parasitology, Vol 88 96

Rupprecht Current Laboratory Techniques in Rabies, Vol 2 21

Ryu Molecular Virology of Human Pathogenic Viruses 37

S

Sails Current and Emerging Technologies, Vol 42 87

Savini The Diverse Faces of Bacillus Cereus 25

Schreiber Tumor Immunology, Vol 130 81

Shoenfeld Infection and Autoimmunity, 2e 22

Smith Graduate Research, 4e 48

Steller Apoptosis and Development, Vol 114 63

Straub The Origin of Chronic Inflammatory Systemic Diseases 18

Svensson Viral Gastroenteritis 34

T

Tamanoi Platelet-Activating Factor Acetylhydrolases (PAF-AH), Vol 38 60

Tan Translational Immunology 12

Tao Genetics of Monogenic and Syndromic Obesity, Vol 140 53

Trainor Neural Crest and Placodes, Vol 111 72

Tsokos Systemic Lupus Erythematosus 9

Titles Index

V

Viegas Environmental Mycology in Public Health 27

W

Wahn Allergy, Immunity and Tolerance in Early Childhood 15

Wassarman Essays on Developmental Biology Part B, Vol 117 55

Wassarman Essays on Developmental Biology Part A, Vol 116 56

Watkinson The Fungi, 3e 26

Watson Health of HIV Infected People 44

Watson Health of HIV Infected People 45

Wu Trafficking of GPCRs, Vol 132 69

X

Xu Amphioxus Immunity 14

Y

Yap Cellular Adhesion in Development and Disease, Vol 112 71

Yoshizawa Nanotechnology Tools for the Study of RNA, Vol 139 57

Z

Zhou Atlas of Oral Microbiology 31

Zhou Schistosomiasis Control, Vol 92 79

Sales Representatives Index

EMEA:

(UK, IRELAND, EASTERN EUROPE, RUSSIA, SCANDINAVIA, CYPRUS, GERMANY, AUSTRIA, SWITZERLAND, SPAIN, PORTUGAL, FRANCE, BENELUX, ITALY, MALTA, GREECE & ISRAEL)

James Duckworth - Sales Director, Print & 3PP, EMEA
Mobile: + 44 (0) 7919 324982 • Fax: +44 (0) 01865 853330
Email: j.duckworth@elsevier.com

DACH, EASTERN EUROPE, SOUTHERN EUROPE & RUSSIA

Martina Morris - Regional Channel Manager
Tel: + 49 (0) 4792 950296 • Fax: + 49 (0) 4792 950297 • Mobile: + 49 (0) 174 344 2310
Email: m.morris@elsevier.com

UK WHOLESALE, RETAIL BOOKSTORES & CORPORATE

Linda Jackson - Channel Manager
Mobile: + 44 (0) 7824 626109 • Fax: + 44 (0) 1865 853330
Email: linda.jackson@elsevier.com

UK ACADEMIC, MIDDLE EAST AND SOUTH AFRICA

Paul McElroy - UK Academic and MEA Regional Channel Manager
Tel: + 44 (0) 7901 897009 • Fax: + 44 (0) 1865 853330
Email: p.mcelroy@elsevier.com

FRANCE, BENELUX & SCANDINAVIA

Christiane Leipersberger - Channel Manager
Mobile: + 49 7955 388712 • Fax: + 44 7955 388713
Email: c.leipersberger@elsevier.com

Sales Representatives Index

MEA:

(MIDDLE EAST, AFRICA & TURKEY)

James Duckworth - Sales Director, Print & 3PP, EMEA
Mobile: + 44 (0) 7919 324982 • Fax: +44 (0) 01865 853330
Email: j.duckworth@elsevier.com

UK ACADEMIC, MIDDLE EAST AND SOUTH AFRICA

Paul McElroy - UK Academic and MEA Regional Channel Manager
Tel: + 44 (0) 7901 897009 • Fax: + 44 (0) 1865 853330
Email: p.mcelroy@elsevier.com

EGYPT, NORTH AFRICA, TURKEY, CIS & LEVANT

Ahmed Samir Helmy - Channel Manager
Mobile: +20 1002050504 • Fax: +44 (0) 1865 853330
Email: a.helmy@elsevier.com

CENTRAL AFRICA

Julian Russ - Consultant Sales Agent
Tel: +44 (0)1993 886719
Email: Orders@tulapublishing.co.uk.

LATAM:

(BRAZIL, SOUTH AMÉRICA AND MÉXICO)

Elsevier Office Rua Quintana, 753 8 ° andar - São Paulo • SP • Brazil • CEP-04569-011
João Almeida, Sales Executive – Imprint Books
Mobile: + 55 11 99315 1194 • Fax: ++ 55 11 5105-8723 • Email: j.almeida@elsevier.com

ASIA:

AUSTRALIA AND NEW ZEALAND

Elsevier Australia 475 Victoria Avenue • Tower 1, Level 12 • Chatswood, NSW 2067 • Australia
Suzanne Hall - Tel: +61 2 9422 8548 • Fax: +61 2 9422 8501 • Email: suzanne.hall@elsevier.com

CHINA & HONG KONG

Reed Elsevier Information Technology (Beijing) Co. Ltd Unit 1-6, Level 7, Tower W1
Oriental Plaza, No 1, East Chang An Avenue • Dong Cheng District • Beijing 100738 • China
Liu Xiaolin - Tel: + 86 10 852 0885 3 • Fax: +8610 8518 9290 • Email: x.liu@elsevier.com

Sales Representatives Index

JAPAN

Elsevier Japan 4th Floor, 1-9-15 Higashi-Azabu • Minato-ku • Tokyo • 106-0044 Japan
Tel: +81 3 5561 1051 • Fax: +81 3 5561 0451 • Email: Jp.stbooks@elsevier.com

KOREA

Elsevier Korea 4FL Chunwoo Bldg, 534 Itaewon-dong • Yongsan-gu, • Seoul 140-861 • South Korea
Lee Mahn-jin - Tel: +82 2 6714 3138 • Fax: +82 2 725 4388 • Email: ma.lee@elsevier.com

MALAYSIA, BRUNEI & CAMBODIA

Elsevier, a division of LexisNexis Malaysia Sdn Bhd T1-L6, Jaya33 • No. 3 Jalan Semangat Seksyen 13 • 46100 Petaling Jaya, Selangor • Malaysia
Michelle Foo - Tel: +603 7882 3637 • Fax: +603 7882 3699 • Email: m.foo@elsevier.com

SOUTH ASIA

Elsevier (A Division of Reed Elsevier India Pvt Ltd) 14th Floor, Building no 10 B • DLF Cyber City, Phase II • Gurgaon, Haryana, 122002 • India
Dr. Sangeeta Mehta / Miss Shweta Sethi - Tel: +91 124 4774444 • Fax: +91 124 4774201
Email: s.mehta@elsevier.com / sh.sethi@elsevier.com

TAIWAN

Elsevier Taiwan LLC Rm. N-818, 8F • Chia Hsin Building II, No. 96 • Zhong Shan N. Road, Sec. 2 • Taipei 10449 • Taiwan
Lisa Chen - Tel: +886 2 2522 5920 • Fax: +886 2 2522 1885 • Email: l.chen@elsevier.com

THAILAND & MYANMAR

Elsevier (Singapore) Pte Ltd- Thailand Representative Office Ploenchit Center, Ground Floor (Elite office Unit 7) 2 Sukhumvit Road • Klongtoey, Bangkok 10110 • Thailand
Walika Lhaothong - Tel: +66 2305 6693 • Mobile: +66 81 806 4045 • Fax: +66 2251 3109
Email: w.lhaothong@elsevier.com

SINGAPORE, INDONESIA, VIETNAM, PHILIPPINES & LAOS

Elsevier (Singapore) Pte Ltd 3 Killiney Road, #08-01 • Winsland House 1 • Singapore 239519
Adam Goh - Tel: +65 6349 0282 • Mobile: +65 8182 7155 • Fax: +65 6733 1050 • Email: adam.goh@elsevier.com

Sales Representatives Index

ELSEVIER AGENT:

PHILIPPINES - CRW Marketing Services for Publishers, Inc.

Tony P Sagun - Tel: +632 660 5480 / +632 584 8448 • Mobile: +639209086303

Fax: +632 660 0342

Email: crwmarketing@pltdsl.net / lwagent@pltdsl.net

AMAZON:

Kai Wuerfl-Davidek - Channel Manager, EU

Tel: + 43 (0) 1 494 2376 • Mobile: +43 (0) 676 8232 4949

Email: k.wuerfl@elsevier.com

FOREIGN RIGHTS:

SCIENCE & TECHNOLOGY BOOKS ForeignRightsSTBooks@Elsevier.com

Helen Tian - Team Manager/S&T Book Rights; APAC

Tel: + 86 10 8520 8829 • Email: h.tian@elsevier.com

Emma Wyatt - Account Manager/Discovery Solutions & Copyright;
Europe, Middle East & Latin America

Tel: +44 1865 844728 • Mobile: +44 747 114 2122

Email: e.wyatt@elsevier.com

Jenny Xiong - Licensing Manager, China Mainland & Taiwan

Tel: +86 10 8520 8878

Email: j.xiong@elsevier.com

Sales Representatives Index

NORTH AMERICAN SALES CONTACTS:

UNITED STATES, CANADA, CARIBBEAN, AND LATIN AMERICA:

Email: USBKInfo@elsevier.com

US Customers:

Toll-Free: +1 (800) 545-2522 • Fax: +1 (800) 535-9935

Customers Outside US:

Tel: +1 (314) 447-8010 • Fax: +1 (314) 447-8030

RETAIL/WHOLESALE SALES:

Debbie Fisher – Account Manager

Email: d.fisher@elsevier.com

nabooksales@elsevier.com

CORPORATE/BULK SALES:

Mark Morin – Solutions Sales Manager

Email: m.morin@elsevier.com

ACADEMIC SALES / COLLEGES & UNIVERSITIES:

Joanna Raum – NA Academic Regional Manager

Tel: 603-418-5164 • Email: j.raum@elsevier.com

textbooks@elsevier.com

PROFESSORS/INSTRUCTORS:

Register at our instructor site

<http://textbooks.elsevier.com>,

to browse our list of cutting-edge

books at student-friendly prices,

request review copies, access

ancillaries, view selected books

electronically, and contact your

textbook representative.

Elsevier Books Customer Service

CONTACT DETAILS

Trade: +44 (0) 1865 844644 • **E-mail:** tradeorders@elsevier.com

Direct Sales: +44 (0) 1865 844640 • **E-mail:** directorders@elsevier.com

WEB

Trade Customers:

virtuale.elsevier.com

pubeasy.com

bookorders.nielsenbooknet.com

Institutional Customers:

sciencedirect.com

AUSTRALIA, NEW ZEALAND & FIJI

Email: customerserviceau@elsevier.com

Tel: Australia: 1800 263 951 (toll free) • Tel: New Zealand: 0800 170 165 (toll free)

Fax: +63 2 352 1394

SOUTH ASIA

Email: csindia@elsevier.com • Tel : +91 44 4299 4567 (Extensions: 4915 to 4918)

Fax: ++91 44 4299 4568

ASIA (*China, Japan, Korea, South East Asia, Taiwan*)

Email: asiabkinfo@elsevier.com • Tel: +65 6349 0222 • Fax: +63 2 352 1394



facebook.com/elsevierbiomedchem



twitter.com/elsbiomedchem



scitechconnect.elsevier.com

Imprints

IMPRINTS OF ELSEVIER:

Academic Press
Academic Press and AOCS Press
Butterworth-Heinemann
Chandos Publishing
Digital Press
Elsevier
Elsevier Advanced Technology
Elsevier Science
Gulf Professional Publishing
Gulf Publishing Company
JAI Press
Morgan Kaufmann
Newnes
North Holland
Pergamon
Pergamon Flexible Learning
Syngress
William Andrew
Woodhead Publishing

DISTRIBUTION AGENCY FOR:

Bentham Science Publishers
ChemTec
ISTE Press

Knowledge to Fill in the Gaps.

Researchers say that using Elsevier Reference Modules is like working alongside a distinguished expert who steers you toward the most relevant and dependable content.



Continuously evolving

The modules are under constant review, with articles updated and even time stamped to reflect new research in the field. So the material is never stale, never obsolete.



Eminently trustworthy

An independent panel of experts hand-selects only the highest-quality content from Elsevier Reference Works. It's the very best of the best.



Intelligently structured

The modules are organized into an intuitive hierarchy. Find the right content fast, together with quick-links to related material. No sifting through 22 separate Reference Books.

For academics, professionals, and government officials:

- › Exciting new possibilities and perspectives in related but unfamiliar areas of research.
- › An ideal teaching tool for classrooms, as well as graduate students and researchers
- › Uninterrupted shifting between journal and book content

For librarians and information specialists:

- › A quicker route to the most current, focused content
- › New possibilities for research across disciplines and into new areas for investigation
- › New possibilities for research across disciplines and into new areas for investigation

The most trustworthy digital content for libraries comes from Elsevier Reference Modules. TO LEARN MORE:

Librarians: Ask your Elsevier sales representative for details and flexible pricing options.

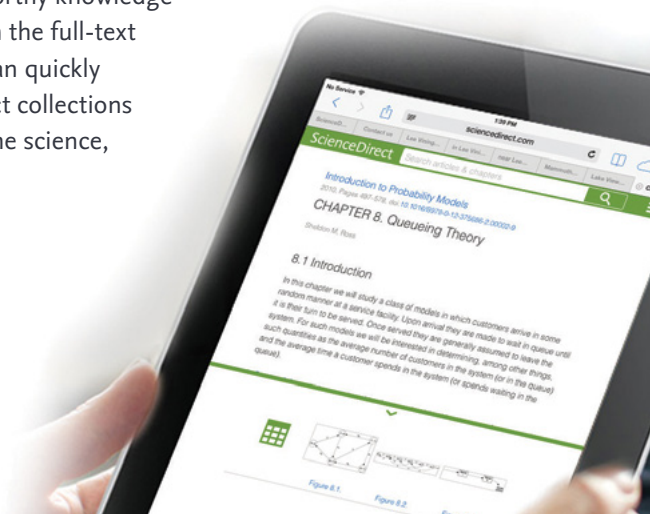
Researchers: Visit www.ReferenceModules.com

ScienceDirect 2016 eBooks Collection

Accelerate Research with eBooks on ScienceDirect

Inspire your patrons with the in-depth, trustworthy knowledge that comes from Elsevier eBooks. Delivered on the full-text ScienceDirect site, students and researchers can quickly find the information they need in 23 key subject collections published under well-known imprints within the science, technology and health sciences disciplines.

For more information talk to your Elsevier Sales Representative today, or visit: <http://elsevier.com/sciencedirect/books>



2016 eBook Collections:

Agricultural, Biological and Food Sciences	Immunology and Microbiology
Biochemistry, Genetics and Molecular Biology	Materials Science
Biomedical Science and Medicine	Mathematics
Chemical Engineering	Neuroscience
Chemistry	Pharmacology, Toxicology and Pharmaceutical Science
Computer Science	Physics and Astronomy
Earth and Planetary Sciences	Psychology
Energy	Social Sciences
Engineering	Specialty Medicine
Environmental Science	Health Professions
Finance	Veterinary Medicine
Forensics and Security	